

Gathering on an Infinite Triangular Grid with Limited Visibility under Asynchronous Scheduler

Pritam Goswami¹[0000–0002–0546–3894], Satakshi Ghosh¹[0000–0003–1747–4037],
Avishek Sharma¹[0000–0001–8940–392X], and Buddhadeb Sau¹[0000–0001–7008–6135]

Jadavpur University, 188, Raja S.C. Mallick Rd, Kolkata 700032, India
{pritamgoswami.math.rs, satakshighosh.math.rs, aviseks.math.rs,
buddhadeb.sau}@jadavpuruniversity.in

Abstract. This work deals with the problem of gathering of n oblivious mobile entities, called robots, with limited visibility, at a point (not known beforehand) placed on an infinite triangular grid. Earlier works of gathering mostly considered the robots either on a plane or on a circle or on a rectangular grid under both full and limited visibility. In the triangular grid, there are two works to the best of our knowledge. The first one is arbitrary pattern formation where full visibility is considered ([9]). The other one considers seven robots with 2-hop visibility that form a hexagon with one robot in the center of the hexagon in a collision-less environment under a fully synchronous scheduler ([26]).

In this work, we first show that gathering on a triangular grid with 1-hop vision of robots is not possible even under a fully synchronous scheduler if the robots do not agree on any axes. So one axis agreement has been considered in this work (i.e., the robots agree on a direction and its orientation). With this capability of robots, this work shows that a swarm of any number of robots with 1-hop visibility can gather within a finite time even when the scheduler is asynchronous.

Keywords: Gathering · Triangular Grid · Swarm robot · Limited Visibility.

1 Introduction

1.1 Background

A swarm of robots is a collection of a large number of robots with minimal capabilities. In the present research scenario on robotics, researchers are interested in these swarms of robots as these inexpensive robots can collectively do many tasks which earlier were done by single highly expensive robots with many capabilities. The wide application of these swarm of robots in different fields (e.g., search and rescue operations, military operations, cleaning of large surfaces, disaster management, etc.) grabbed the interest of researchers in the field of swarm robotics.

The goal of the researches in this field is to find out the minimum capabilities the robots need to have to do some specific tasks like *gathering* ([17,15]), *dispersion* ([4,24]), *arbitrary pattern formation* ([6,12]) etc. These capabilities are considered when modeling a robot for some specific task. Some of the well known robot models are *OBLLOT*, *FSTA*, *FCOM* and *LUMI*. In each of these models, the robots are *autonomous* (i.e. there is no central control for the robots), *anonymous* (i.e. the robots do not have any unique identifier), *homogeneous* (i.e. all the robots upon activation execute the same deterministic algorithm), *identical* (i.e. robots are physically identical). In *OBLLOT* model the robots are considered to be *silent* (i.e. robots do not have any direct means of communication) and *oblivious* (i.e. the robots do not have any persistent memory so that they can remember their earlier state). In *FSTA* model, the robots are *silent* but not *oblivious*. In *FCOM*, the robots are not *silent* but are *oblivious*. And in *LUMI* model, the robots are neither *silent* nor *oblivious*. There are many works that have been done considering these four robot models ([6,17,5,14,16,8,18,19,22]). In this paper, we have considered the weakest *OBLLOT* model, among these four models.

The activation time of the robots is a huge factor when it comes to the robots doing some tasks. A scheduler is said to be controlling the activation of robots. Mainly there are three types of schedulers that have been used vastly in literature. *Fully synchronous* (FSYNC) scheduler where the time is divided into global rounds of the same length and each robot is activated at the beginning of each round, *semi-synchronous* (SSYNC) scheduler where time is divided into equal-length rounds but all robots may not be activated at the beginning of each round and *asynchronous* (ASYNC) scheduler where any robot can get activated any time as there is no sense of global rounds. Among these, FSYNC and SSYNC schedulers are considered to be less practical than ASYNC scheduler. Still, it has been used in many works ([22,14]) as providing algorithms for a more general and more realistic ASYNC scheduler is not always easy. Most works under the ASYNC scheduler mimic the synchronous model by using sequential movements of some specific robots in the configuration([7,17]). In this paper, we have considered the ASYNC scheduler which is more general than FSYNC or SSYNC scheduler.

Vision is another important capability that robots have. Vision of a robot acquires information about the positions of other robots in the environment. A robot can have either full or restricted visibility. In [21,15,12,16,10,5,13,7] authors have modeled the robots to have infinite or full vision. The biggest drawback of full vision is that it is not possible in practical applications due to hardware limitations. So in [3,17,25], authors considered *limited visibility*. A robot with limited visibility on the plane is assumed to see only up to a certain distance called *visibility range*. In graphs though, the vision of a robot is assumed to be all the vertices within a certain hop from the vertex on which the robot is located. Other than *limited vision*, robots can have *obstructed vision* where even if the vision of a robot is infinite it might get obstructed by other robots in front of it. This model is also more practical than using point robots that can see through

other robots. So in [8,1], obstructed vision model has been considered. In this paper, we are interested in the problem of *gathering*. The *gathering problem* requires a swarm of robots that are placed either on a plane or on some graph, to move to a single point that is not known to the robots a priori. In this work, we have considered the robots on an infinite triangular grid having the least possible vision of 1-hop under the ASYNC scheduler. Our solution also works under obstructed vision model as a robot needs no information about other robots who are not directly adjacent to it.

The literature on this problem is very rich. In the following subsection, we have provided a glimpse of this rich literature that lead us to write this paper.

1.2 Earlier works

In this paper, we are specifically focused on the problem of *gathering*. Earlier the problem was mainly studied considering the robots on a plane ([13,5,2]). But currently many researcher have been interested on gathering on discrete environment as well, ([20,21,16,12,15]) as movements in graphs become more restricted which is practical in real-life scenarios. In [21], Klasing et al. studied the gathering problem on a ring and proved that it is impossible to gather on a ring without multiplicity detection. In [15], D'Angelo et al. first characterized the problem of gathering on a tree and finite grid. he has proved that gathering even with global-strong multiplicity detection is impossible if the configuration is periodic or, symmetric with the line of symmetry passing through the edges of the grid.

Another capability of these robots is their vision. After activation, a robot takes a snapshot of its surroundings to collect information about the positions of the other robots. Gathering has been studied extensively where robots are assumed to have full or infinite visibility ([21,20,15,12,2,16,10,5,11,13,7]). But in application it is impossible due to hardware limitations. So, in [3] Ando et al. provided an algorithm where indistinguishable robots with limited vision on a plane without any common coordinate system converge to a point under a semi-synchronous scheduler. In [17] Flocchini et al. have produced a procedure that guides robots with limited vision on a plane to gather at a single point in finite time. In their work, they have assumed the robots have agreement on the direction and orientation of the axes under an asynchronous scheduler. In [23], the authors have shown that gathering is possible by robots on a circle with agreement on the clockwise direction even if a robot can not see the location at an angle π from it, under semi-synchronous scheduler. Gathering under limited visibility where the robots are placed on a discrete environment has been recently studied by the authors in [25] where algorithms have been provided with both one and two-axis agreement under viewing range 2 and 3 simultaneously and square connectivity range $\sqrt{2}$ under asynchronous scheduler.

1.3 Our contribution

Recently, in [9], the authors have provided an algorithm for robots on a triangular grid to form any arbitrary pattern from any asymmetric initial configuration. In their work, they have assumed that the target configuration can have multiplicities also. So the algorithm provided in [9] can be used for gathering where the target configuration contains only one location for each robot. But in their work, they have assumed the robots have full visibility which is impractical as in application it is impossible for robots to have an infinite vision. Also their algorithm works only when the initial configuration is asymmetric.

In our work, we have given a characterization of the gathering problem of robots with 1-hop vision on a triangular grid with any initial configuration. We have shown that robots on a triangular grid can not gather even under a fully synchronous scheduler from any initial configuration if they do not agree on any axis and vision of each robot is 1-hop. So assuming that the robots agree on the direction and orientation of any one of the three lines that generate the infinite triangular grid and has 1-hop visibility, we have provided an algorithm 1-HOP 1-AXIS GATHER (Algorithm 1) which gathers the robots on a single point after finite rounds under asynchronous scheduler.

2 Models and Definitions

2.1 Model

An infinite triangular grid \mathcal{G} is a graph $G = (V, E)$, where each $v \in V$ has exactly seven adjacent vertices and v forms an equilateral triangle with any two of its adjacent vertices. Let $R = \{r_1, r_2, r_3, \dots, r_n\}$ be n robots placed on an infinite triangular grid \mathcal{G} .

Robot Model: The robots are considered to be-

- autonomous*: there is no centralized control.
- anonymous*: robots do not have any unique identifier (ID).
- homogeneous*: robots execute same deterministic algorithm.
- identical*: robots are identical by their physical appearance.

The robots are placed on the vertices of an infinite triangular grid \mathcal{G} as a point. The robots do not agree on some global coordinate system, but each robot has its own local coordinate system with itself at the origin and handedness. However, the robots may agree on the direction and orientation of the axes. Based on that we consider the following model.

One axis agreement model: Note that any vertex v of the infinite triangular grid \mathcal{G} is on the intersection of three types of lines. In this model, the robots will agree on the orientation and direction of any one type of line and consider it as its y -axis. Note that in this model the robots have a common notion of up and down but not about left or right.

As an input, a robot takes a snapshot after waking. This snapshot contains the position of other robots on \mathcal{G} according to the local coordinates of the robot.

In a realistic setting due to limitations of hardware, a robot might not see all of the grid points in a snapshot. So to limit the visibility of the robots we have considered the following visibility model.

Visibility: In k -hop visibility model, each robot r can see all the grid points which are at most at a k -hop distance from r . In this paper the robots are considered to have 1-hop visibility (i.e. $k = 1$). Note that when $k = 1$, a robot placed on a vertex v of the infinite triangular grid \mathcal{G} can only see the adjacent six vertices of v .

The robots operate in *LOOK-COMPUTE-MOVE (LCM)* cycle. In each cycle a previously inactive or idle robot wakes up and does the following steps:

LOOK: In this step after waking a robot placed on $u \in V$ takes a snapshot of the current configuration visible to it as an input. In this step, a robot gets the positions of other robots expressed under its local coordinate system.

COMPUTE: In this step a robot computes a destination point x adjacent to its current position, where $x \in V$ according to some deterministic algorithm with the previously obtained snapshot as input.

MOVE: After determining a destination point $x \in V$ in the previous step the robot now moves to x through the edge $ux \in E$. Note that if $x = u$ then the robot does not move. The movement of robots is considered to be rigid. i.e. the robot will not stop in between unless it reaches its destination point. So two robots can cross each other while moving through some common edge. Also, the movement of the robots is considered to be instantaneous (i.e the move phase takes no time). So a robot r cannot see another robot r_1 while r_1 is on the move.

After completing one *LCM* cycle a robot becomes inactive and again wakes up after a finite time and executes the *LCM* cycle again.

Scheduler Model: Based on the activation and timing of the robots there are mainly three types of schedulers in the literature,

Fully synchronous: In the case of a fully synchronous (FSYNC) scheduler time can be divided logically into global rounds where the duration of each round and each step of each round is the same. Also, each robot becomes active at the start of each round (i.e. the set of the active robot at the beginning of each round is the whole of R).

Semi-synchronous: A semi-synchronous (SSYNC) scheduler is a more general version of a fully synchronous scheduler. In the case of a semi-synchronous scheduler, the set of active robots at the beginning of a round can be a proper subset of R . i.e. all the robots might not get activated at the beginning of a round. However, every robot is activated infinitely often.

Asynchronous: An Asynchronous (ASYNC) scheduler is the most general model. Here a robot gets activated independently and also executes the *LCM* cycles independently. The amount of time spent in each cycle and the inactive phase may be different for each robot and also for the same robot in two different cycles. This amount of time is finite but unbounded and also unpredictable. Hence there is no common notion of time. Moreover, a robot with delayed computation may compute at a time when other robots have already moved and

changed the configuration. Thus the robot with delayed computation now computes with an obsolete configuration as input.

In this paper, we have considered the scheduler to be asynchronous. The scheduler that controls the time and activation of the robots can be thought of as an adversary. Observe that the Asynchronous scheduler can be controlled as a semi-synchronous or fully synchronous scheduler as ASYNC is more general but not the vice-versa. Also, an adversary can decide the local coordinate system of a robot (obeying the agreement rules of axes and orientation). However, after deciding on the coordinate system of a robot it can not be changed further. Also in our model it has been assumed that if a robot r_1 moves in the position of another robot r_2 while r_2 is still there (i.e. r_1 meets r_2 on a grid point), then from this moment onwards both r_1 and r_2 will act as one single robot.

2.2 Notations and definitions

Definition 1 (Infinite Triangular Grid). *An infinite triangular grid \mathcal{G} is a graph $G = (V, E)$ where $\forall v \in V, \exists$ six vertices v_0, v_2, \dots, v_5 such that*

1. $v_i \text{ (mod } 6) v_{(i+1) \text{ (mod } 6)} \in E$.
2. $v_i \text{ (mod } 6) v \in E$.
3. *length of each $e \in E$ is equal.*

Definition 2 (Configuration). *A configuration \mathcal{C} is a collection of robots $R = \{r_1, r_2, \dots, r_n\}$ placed on the vertices of an infinite triangular grid \mathcal{G} .*

Definition 3 (Visibility Graph). *The visibility graph G_R for the set of n robots $R = \{r_1, r_2, \dots, r_n\}$ with 1-hop visibility is defined as $G_R = (V_R, E_R)$ such that-*

1. $V_R = \{v \in V : \exists r_i \text{ on } v\}$
2. $E_R = \{(v_1, v_2) \in V_R \times V_R : (v_1, v_2) \in E\}$

It is very easy to see that if in some configuration the visibility graph G_R is not connected then it is impossible to gather the robots. So It is assumed that initially the visibility graph is connected and any algorithm that solves the gathering problem should maintain this connectivity during its complete execution.

Definition 4 (Extreme). *A robot r is said to be **Extreme** if the following conditions holds in its vicinity:*

1. *There is no other robot on the positive y-axis of r .*
2. *Either left or right open half of r is empty.*

2.3 Problem definition

A swarm of n robots is placed on the grid points of an infinite triangular grid \mathcal{G} with k -hop visibility. The gathering problem requires devising an algorithm such that after some finite time all robots assemble at exactly one grid point.

3 Impossibility Result

Theorem 1. *Gathering in a triangular grid without any axis agreement is impossible even with a fully synchronous scheduler and 1-hop visibility.*

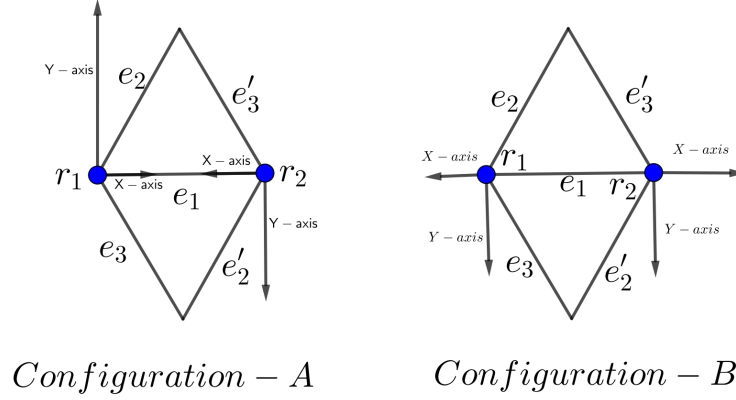


Fig. 1. Two configurations A and B . A is the initial configuration.

Proof. Let Configuration A in Fig 1 is the initial configuration. Let there be an algorithm \mathcal{A} on finite execution of which two robots r_1 and r_2 from initial configuration A gathers on a single vertex of the triangular grid \mathcal{G} . Let there is an adversary who has decided the direction and orientation of both y and x axes for both the robots as it is in Fig 1. Note that view of r_1 and r_2 is same. So if r_1 moves through e_1 according to \mathcal{A} on activation, r_2 also moves through e_1 . Observe that, if r_1 moves through any other edge other than e_1 then r_2 moves in such a way that the visibility graph becomes disconnected. So, both r_1 and r_2 moves through edge e_1 and the configuration transforms into configuration B . Using a similar argument it can be shown that Configuration B can only transform into Configuration A as the vision of the robots are 1-hop. So, a deadlock situation occurs. So, our assumption must be wrong. Thus we can conclude \nexists an algorithm \mathcal{A} on execution of which robots on a triangular grid with a vision of 1-hop gathers even under fully synchronous scheduler without any axis agreement.

For this reason, we have considered one axis agreement in our model. Also, we have considered a minimum of 1-hop visibility for the robots and devised an algorithm for any number of robots under an asynchronous scheduler.

4 Gathering Algorithm

In this section, an algorithm *1-hop 1-axis gather* (Algorithm 1) is provided that will work for a swarm of n robots with one axis agreement and 1-hop visibility under an asynchronous scheduler. Note that under one axis agreement a robot can divide the grids into two halves based on the agreed line as y -axis. An **Extreme** robot r will always have either left or right open half empty. Thus it is easy to see that when any one of the open halves is non empty and r is on a grid point v , two adjacent grid points of v on the empty open half and another adjacent grid point of v on y -axis and above r will always be empty. In this situation r can uniquely identify the remaining three adjacent grid points of v (one on the y -axis and below r and the remaining two are on the non empty half) based on the different values of their y - *coordinates*. So an **Extreme** robot can uniquely name them as v_1, v_2 and v_3 such that y - *coordinate* of $v_i < y$ - *coordinate* of v_{i+1} and $i \in \{1, 2\}$ (Fig.2). We denote position v_j of an **Extreme** robot r as $v_j(r)$ where $j \in \{1, 2, 3\}$. Note that for a non-**Extreme** robot r , there are two $v_2(r)$ and two $v_3(r)$ positions as r have either both open halves empty or both open halves non empty.

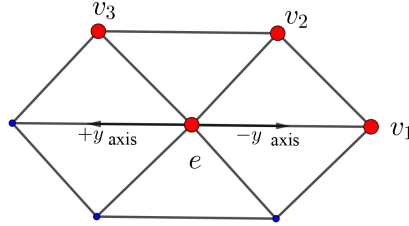


Fig. 2. e is an extreme 1 robot it can uniquely identify the positions of v_1, v_2 and v_3 if it sees right or left open half non empty.

In the algorithm **1-hop 1-axis Gather** (1), an **Extreme** robot r moves to $v_1(r)$ if there is a robot on $v_1(r)$ and there is no robot on $v_3(r)$. r does not move when there is only a robot on $v_3(r)$ or there are robots only on $v_3(r)$ and $v_1(r)$. In the other remaining cases, if r sees at least one robot on the adjacent vertices it moves to $v_2(r)$. An **Extreme** robot terminates when it does not see any other robot on the adjacent vertices.

If robot r is not an **Extreme** robot, then it only moves if there is no robot with $y - coordinate > 0$ within its vision and there are two robots on both of its $v_2(r)$ position. In this scenario the robot r moves to $v_1(r)$.

Algorithm 1: 1-hop 1-axis Gather (for a robot r)

Data: Position of the robots on the adjacent grid points of r on triangular grid \mathcal{G} .

Result: A vertex on \mathcal{G} that is visible to r , as destination point of r .

```

if  $r$  is Extreme then
    if There is no robot on the adjacent grid points then
        | terminate;
    else if There is a robot only on  $v_3(r)$  or there are robots only on
        | both  $v_1(r)$  and  $v_3(r)$  then
        | do not move;
    else if There is a robot on  $v_1(r)$  and no robot on  $v_3(r)$  then
        | move to  $v_1(r)$ ;
    else
        | move to  $v_2(r)$ ;
else
    if There is a robot on both  $v_2(r)$  and no robot on the vertices with
        |  $y - coordinate > 0$  then
        | move to  $v_1(r)$ ;
    else
        | do not move;

```

4.1 Correctness results:

The intuition of the algorithm 1 is that the width of the configuration decreases while the visibility graph stays connected by the movement of the robots. The following results will make this intuition more concrete. Before that let us have some definitions which will be needed in the proof of the results.

Definition 5 (Layer). Let H be a straight line perpendicular to the agreed direction of y -axis such that there is at least one robot on some grid points on H , then H is called a layer.

Definition 6 (Top most layer, H_t). H_t or top most layer of a configuration \mathcal{C} is a layer such that there is no layer above it.

Definition 7 (Vertical line, L_v). Let L_v be a line that is parallel to the agreed direction of the y -axis such that there is at least one robot on some grid point on L_v , then L_v is called a vertical line.

Definition 8 (Left edge, e_l). left edge of a configuration \mathcal{C} or, e_l is the vertical line such that there is no other vertical line on the left of e_l .

Definition 9 (right edge, e_r). right edge of a configuration \mathcal{C} or, e_r is the vertical line such that there is no other vertical line on the right of e_r .

Definition 10 (Width of a configuration \mathcal{C}). Width of a configuration $w(\mathcal{C})$ is defined as the distance between e_l and e_r .

Definition 11 (depth of a vertical line L_v). depth of a vertical line L_v is defined as the distance between the layers H_t and the layer on which the lowest robot on L_v is located. We denote the depth of line L_v as $d(L_v)$.

Fig 3 shows all the entities of the above definitions.

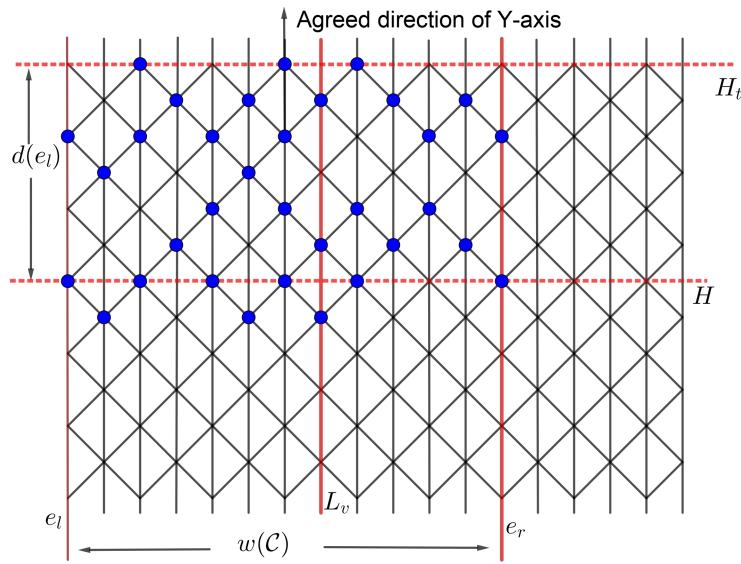


Fig. 3. diagram of a configuration \mathcal{C} mentioning layer (H), top most layer (H_t), vertical line (L_v), left edge (e_l), right edge (e_r), width of the \mathcal{C} ($w(\mathcal{C})$) and depth of the vertical line e_l ($d(e_l)$).

Lemma 1. Movement of a robot does not make the visibility graph G_R disconnected.

Proof. Let r be a robot that decides to move at the beginning of some round say t . There are two possible cases, r is either **Extreme** or it is not **Extreme**.

Case-I: If r is **Extreme** at the beginning of round t then there are only three possible vertices, $v_1(r)$, $v_2(r)$ and $v_3(r)$ where r can see other robots.

Let r sees a robot on $v_1(r)$ but not in $v_3(r)$. Then r moves to $v_1(r)$. After the move r can still see the positions $v_2(r)$ and $v_1(r)$ before the move. So in this case visibility graph remains connected.

Now let us consider the case when r sees only a robot on $v_2(r)$. In this case, r simply moves to $v_2(r)$ maintaining the connectivity of the visibility graph G_R .

Now let us consider the case when r sees a robot on $v_3(r)$ and sees more robot either only on $v_2(r)$ or on both of $v_1(r)$ and $v_2(r)$. In this scenario r moves to $v_2(r)$. Note that from $v_2(r)$ all the points that could have robots according to the vision of r before the movement is within 1-hop distance. So after the move r still sees the vertices with robots it could see earlier. Hence the visibility graph G_R does not become disconnected.

Case-II: Let r be a non-**Extreme** robot. Then r only moves when there is no robot in it's vicinity with y -coordinate > 0 (i.e. there are no robots on directly above r and both of $v_3(r)$) and there are robots on both of it's $v_2(r)$ position. In this case it moves to $v_1(r)$. Note that before the move, from $v_1(r)$ both of the $v_3(r)$ positions are within 1-hop distance. Hence move of a non-**Extreme** robot does not make the visibility graph G_R disconnected.

From both the cases, we can conclude that G_R does not become disconnected by the movement of any robot.

Lemma 2. H_t of the configuration \mathcal{C} , always shift down in one epoch.

Proof. let r be a robot on H_t . Then there are two cases.

Case-I: If r is not **Extreme** then upon activation r must see two robots on each of it's $v_2(r)$ position. So upon activation r moves to $v_1(r)$ which is below H_t .

Case-II: If r is **Extreme**, then there are three cases. Firstly if r sees a robot only on $v_2(r)$ upon activation, then it moves down to $v_2(r)$ which is below H_t . Secondly and thirdly, if r sees robot on only $v_1(r)$ or sees robots both on $v_1(r)$ and $v_2(r)$. For both second and third case, r moves to $v_1(r)$ which is also below H_t .

Since in one epoch all robots are activated at least once, all robots on H_t move below H_t . Hence, H_t of the configuration \mathcal{C} always shifts down in one epoch (Fig.4).

Lemma 3. Robots on e_l or e_r , which are not **Extreme** do not move.

Proof. Let r be a robot on e_l or on e_r which is not **Extreme**. Note that r only moves when it sees there is no robot above (i.e no robots with y -coordinate > 0) and both of it's $v_2(r)$ is occupied by some other robots. Now since r is on e_l or on e_r , at least one of it's $v_2(r)$ is empty. So r does not move.

Lemma 4. A robot r which is lowest on e_l or e_r never moves down to $v_1(r)$.

Proof. We will proof this lemma considering r on e_l . If r is on e_r the proof will be similar. Let r is the lowest robot on e_l . By lemma 3, if r is not extreme it does not move. Now if r is **Extreme** it never moves to $v_1(r)$ as it can not see any robot on it's $v_1(r)$ position (Fig 5). So, r will never move to $v_1(r)$.

Lemma 5. Neither $d(e_l)$ nor $d(e_r)$ ever increase.

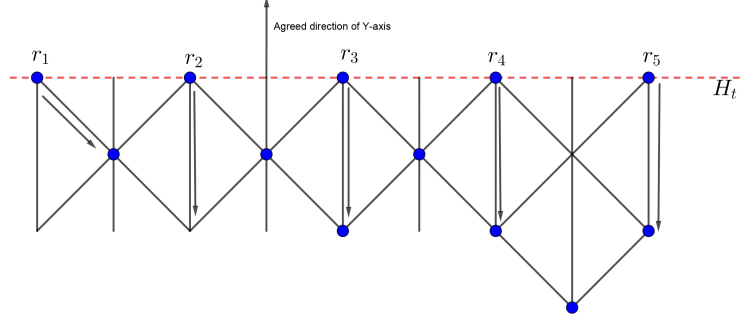


Fig. 4. r_1, r_2, r_3, r_4 and r_5 are robots on H_t . Any robot on H_t will always have the view same as one of r_i , where $i \in \{1, 2, 3, 4, 5\}$. And for each of these 5 views a robot always moves to another layer below H_t .

Proof. We will prove this lemma for e_l only. For e_r the proof will be similar. Observe that if $d(e_l)$ increase it can not be increased the by the lowest robot (say, r) on e_l (by lemma 4). So the lowest robot can not increase $d(e_l)$. Also, no robot moves above the layer it is on. So, no robot on e_l moves up to increase $d(e_l)$.

Now it might be possible that $d(e_l)$ is increased by a robot that moves below the lowest robot r of e_l from the immediate right vertical line. Note that a robot moves from a vertical line to another vertical line only if it is **Extreme**. Now, an **Extreme** robot, if moves, never go to a position that is not occupied by any other robot before the movement according to algorithm 1 (Fig 6). Since, to increase $d(e_l)$, a robot must move to a position that does not contain any other robot before the movement, no robot will come below r .

So, $d(e_l)$ never increases. Similarly we can say $d(e_r)$ never increases. Thus the result.

Lemma 6. *If $w(\mathcal{C}) > 0$ at a time t_0 then \exists a time $t_1 > t_0$ such that $w(\mathcal{C})$ decreases.*

Proof. Let $w(\mathcal{C}) > 0$. Now by lemma 5 we can say that $d(e_l)$ and $d(e_r)$ never increases. Also by lemma 2 H_t shifts down always in one epoch. So from this two lemmas we can conclude that $d(e_l)$ and $d(e_r)$ always decrease. So we can conclude that $\exists t_1 > t_0$ such that at time t_1 either $d(e_l)$ or, $d(e_r)$ becomes 0. Note that when $d(e_l)$ (or, $d(e_r)$) is 0 then e_l (or, e_r) contains exactly one robot r which is **Extreme** and it sees a robot only on $v_2(r)$. So, r moves to $v_2(r)$ which is on the next vertical line. So at t_1 , either e_l shifts right or e_r shifts left. Hence $w(\mathcal{C})$ decreases.

Theorem 2. *Algorithm 1-hop 1-axis Gather guarantees that $\exists t > 0$ such that a swarm of n robots on an infinite triangular grid \mathcal{G} with 1-hop visibility and*

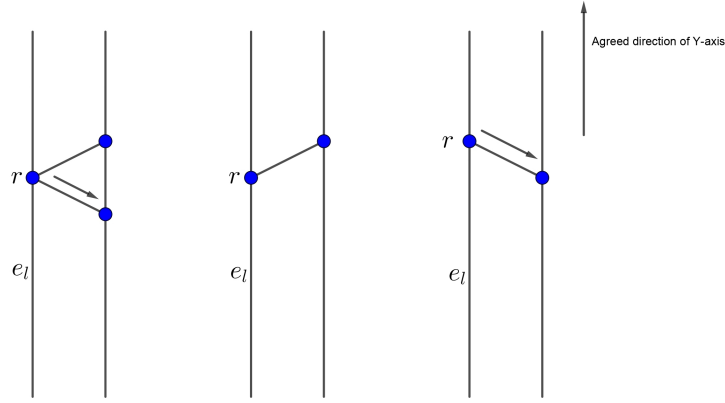


Fig. 5. All possible view of the lowest **Extreme** robot r on e_l . In each view r never moves directly below to $v_1(r)$.

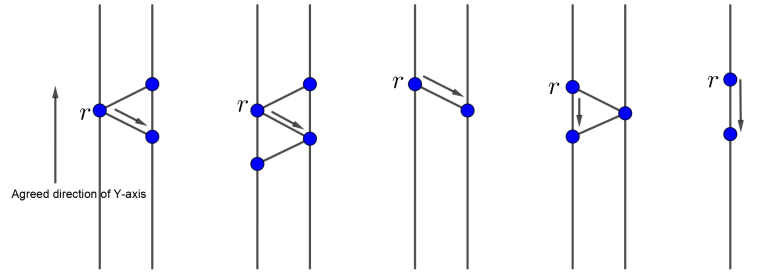


Fig. 6. All possible moves of **Extreme** robot r and the view before moving. Observe that r never moves to a place where it sees no robot in it's look phase.

one axis agreement will always gather after time t from any initial configuration under asynchronous scheduler.

Proof. From lemma 6 we can conclude that after a finite time $w(\mathcal{C})$ becomes one. Observe that when $w(\mathcal{C}) = 1$ all the robots are on a vertical line e_l . Also note that when all the robots are on a single line then e_l is same as e_r . In this situation if $d(e_l) = 0$ that means gathering is complete. So let us assume $d(e_l) > 0$. Now by lemma2 and lemma 5 , H_t shifts down until there is only one robot on e_l (i.e $d(e_l) = 0$). So we can conclude that $\exists t > 0$ such that gathering is complete after time t .

5 Conclusion

Gathering is a classical problem in the field of swarm robotics. The literature on the gathering problem is vast as it can be considered under many different robot models, scheduler models, and environments. Limited vision is very

practical when it comes to robot models. To practically implement any algorithm considering a robot swarm having full visibility is impossible. So, we have to transfer the research interest towards providing algorithms that work under limited visibility also. This paper is one achievement towards that goal.

In this paper, we have done a characterization of gathering on an infinite triangular grid by showing that it would not be possible to gather from any initial configuration to a point on the grid if the robots do not have any axis agreement even under the FSYNC scheduler and robots having vision of 1-hop. Thus, considering one axis agreement we have provided an algorithm that gathers all the robots with a vision of 1-hop under the ASYNC scheduler. For an immediate course of future research, one can think of solving the gathering problem considering robots with limited visibility on an infinite triangular grid making the algorithm collision-free. Another interesting work would be to find out if there is any class of configurations for which gathering on a triangular grid will be solvable even without one axis agreement.

References

1. Adhikary, R., Kundu, M.K., Sau, B.: Circle formation by asynchronous opaque robots on infinite grid. *Comput. Sci.* **22**(1) (2021). <https://doi.org/10.7494/csci.2021.22.1.3840>, <https://doi.org/10.7494/csci.2021.22.1.3840>
2. Agmon, N., Peleg, D.: Fault-tolerant gathering algorithms for autonomous mobile robots. *SIAM J. Comput.* **36**(1), 56–82 (2006). <https://doi.org/10.1137/050645221>, <https://doi.org/10.1137/050645221>
3. Ando, H., Oasa, Y., Suzuki, I., Yamashita, M.: Distributed memoryless point convergence algorithm for mobile robots with limited visibility. *IEEE Trans. Robotics Autom.* **15**(5), 818–828 (1999). <https://doi.org/10.1109/70.795787>, <https://doi.org/10.1109/70.795787>
4. Augustine, J., Jr., W.K.M.: Dispersion of mobile robots: A study of memory-time trade-offs. In: Bellavista, P., Garg, V.K. (eds.) *Proceedings of the 19th International Conference on Distributed Computing and Networking, ICDCN 2018, Varanasi, India, January 4-7, 2018*. pp. 1:1–1:10. ACM (2018). <https://doi.org/10.1145/3154273.3154293>, <https://doi.org/10.1145/3154273.3154293>
5. Bhagat, S., Chaudhuri, S.G., Mukhopadhyaya, K.: Fault-tolerant gathering of asynchronous oblivious mobile robots under one-axis agreement. In: Rahman, M.S., Tomita, E. (eds.) *WALCOM: Algorithms and Computation - 9th International Workshop, WALCOM 2015, Dhaka, Bangladesh, February 26-28, 2015*. *Proceedings. Lecture Notes in Computer Science*, vol. 8973, pp. 149–160. Springer (2015). https://doi.org/10.1007/978-3-319-15612-5_14, https://doi.org/10.1007/978-3-319-15612-5_14
6. Bose, K., Adhikary, R., Kundu, M.K., Sau, B.: Arbitrary pattern formation on infinite grid by asynchronous oblivious robots. *Theor. Comput. Sci.* **815**, 213–227 (2020). <https://doi.org/10.1016/j.tcs.2020.02.016>, <https://doi.org/10.1016/j.tcs.2020.02.016>
7. Bose, K., Kundu, M.K., Adhikary, R., Sau, B.: Optimal gathering by asynchronous oblivious robots in hypercubes. In: Gilbert, S., Hughes, D., Krishna-

- machari, B. (eds.) Algorithms for Sensor Systems - 14th International Symposium on Algorithms and Experiments for Wireless Sensor Networks, ALGO-SENSORS 2018, Helsinki, Finland, August 23-24, 2018, Revised Selected Papers. Lecture Notes in Computer Science, vol. 11410, pp. 102–117. Springer (2018). https://doi.org/10.1007/978-3-030-14094-6_7, https://doi.org/10.1007/978-3-030-14094-6_7
8. Bose, K., Kundu, M.K., Adhikary, R., Sau, B.: Arbitrary pattern formation by asynchronous opaque robots with lights. *Theor. Comput. Sci.* **849**, 138–158 (2021). <https://doi.org/10.1016/j.tcs.2020.10.015>, <https://doi.org/10.1016/j.tcs.2020.10.015>
 9. Cicerone, S., Fonso, A.D., Stefano, G.D., Navarra, A.: Arbitrary pattern formation on infinite regular tessellation graphs. In: ICDCN '21: International Conference on Distributed Computing and Networking, Virtual Event, Nara, Japan, January 5-8, 2021. pp. 56–65. ACM (2021). <https://doi.org/10.1145/3427796.3427833>, <https://doi.org/10.1145/3427796.3427833>
 10. Cicerone, S., Stefano, G.D., Navarra, A.: Gathering of robots on meeting-points: feasibility and optimal resolution algorithms. *Distributed Comput.* **31**(1), 1–50 (2018). <https://doi.org/10.1007/s00446-017-0293-3>, <https://doi.org/10.1007/s00446-017-0293-3>
 11. Cicerone, S., Stefano, G.D., Navarra, A.: Gathering synchronous robots in graphs: From general properties to dense and symmetric topologies. In: Censor-Hillel, K., Flammini, M. (eds.) Structural Information and Communication Complexity - 26th International Colloquium, SIROCCO 2019, L'Aquila, Italy, July 1-4, 2019, Proceedings. Lecture Notes in Computer Science, vol. 11639, pp. 170–184. Springer (2019). https://doi.org/10.1007/978-3-030-24922-9_12, https://doi.org/10.1007/978-3-030-24922-9_12
 12. Cicerone, S., Stefano, G.D., Navarra, A.: Gathering robots in graphs: The central role of synchronicity. *Theor. Comput. Sci.* **849**, 99–120 (2021). <https://doi.org/10.1016/j.tcs.2020.10.011>, <https://doi.org/10.1016/j.tcs.2020.10.011>
 13. Cieliebak, M., Flocchini, P., Prencipe, G., Santoro, N.: Solving the robots gathering problem. In: Baeten, J.C.M., Lenstra, J.K., Parrow, J., Woeginger, G.J. (eds.) Automata, Languages and Programming, 30th International Colloquium, ICALP 2003, Eindhoven, The Netherlands, June 30 - July 4, 2003. Proceedings. Lecture Notes in Computer Science, vol. 2719, pp. 1181–1196. Springer (2003). https://doi.org/10.1007/3-540-45061-0_90, https://doi.org/10.1007/3-540-45061-0_90
 14. Cohen, R., Peleg, D.: Convergence of autonomous mobile robots with inaccurate sensors and movements. *SIAM J. Comput.* **38**, 276–302 (01 2008). <https://doi.org/10.1137/060665257>
 15. D'Angelo, G., Stefano, G.D., Klasing, R., Navarra, A.: Gathering of robots on anonymous grids and trees without multiplicity detection. *Theor. Comput. Sci.* **610**, 158–168 (2016). <https://doi.org/10.1016/j.tcs.2014.06.045>, <https://doi.org/10.1016/j.tcs.2014.06.045>
 16. D'Angelo, G., Stefano, G.D., Navarra, A.: Gathering six oblivious robots on anonymous symmetric rings. *J. Discrete Algorithms* **26**, 16–27 (2014). <https://doi.org/10.1016/j.jda.2013.09.006>, <https://doi.org/10.1016/j.jda.2013.09.006>
 17. Flocchini, P., Prencipe, G., Santoro, N., Widmayer, P.: Gathering of asynchronous robots with limited visibility. *Theoretical Computer Science* **337**(1),

- 147–168 (2005). <https://doi.org/https://doi.org/10.1016/j.tcs.2005.01.001>, <https://www.sciencedirect.com/science/article/pii/S0304397505000149>
18. Flocchini, P., Santoro, N., Viglietta, G., Yamashita, M.: Rendezvous of two robots with constant memory. In: Moscibroda, T., Rescigno, A.A. (eds.) *Structural Information and Communication Complexity - 20th International Colloquium, SIROCCO 2013, Ischia, Italy, July 1-3, 2013, Revised Selected Papers. Lecture Notes in Computer Science*, vol. 8179, pp. 189–200. Springer (2013). https://doi.org/10.1007/978-3-319-03578-9_16, https://doi.org/10.1007/978-3-319-03578-9_16
 19. Flocchini, P., Santoro, N., Wada, K.: On Memory, Communication, and Synchronous Schedulers When Moving and Computing. In: Felber, P., Friedman, R., Gilbert, S., Miller, A. (eds.) *23rd International Conference on Principles of Distributed Systems (OPODIS 2019). Leibniz International Proceedings in Informatics (LIPIcs)*, vol. 153, pp. 25:1–25:17. Schloss Dagstuhl–Leibniz-Zentrum fuer Informatik, Dagstuhl, Germany (2020). <https://doi.org/10.4230/LIPIcs.OPODIS.2019.25>, <https://drops.dagstuhl.de/opus/volltexte/2020/11811>
 20. Klasing, R., Kosowski, A., Navarra, A.: Taking advantage of symmetries: Gathering of many asynchronous oblivious robots on a ring. *Theor. Comput. Sci.* **411**(34-36), 3235–3246 (2010). <https://doi.org/10.1016/j.tcs.2010.05.020>, <https://doi.org/10.1016/j.tcs.2010.05.020>
 21. Klasing, R., Markou, E., Pelc, A.: Gathering asynchronous oblivious mobile robots in a ring. *Theor. Comput. Sci.* **390**(1), 27–39 (2008). <https://doi.org/10.1016/j.tcs.2007.09.032>, <https://doi.org/10.1016/j.tcs.2007.09.032>
 22. Luna, G.A.D., Flocchini, P., Prencipe, G., Santoro, N.: Black hole search in dynamic rings. In: *41st IEEE International Conference on Distributed Computing Systems, ICDCS 2021, Washington DC, USA, July 7-10, 2021*. pp. 987–997. IEEE (2021). <https://doi.org/10.1109/ICDCS51616.2021.00098>, <https://doi.org/10.1109/ICDCS51616.2021.00098>
 23. Luna, G.A.D., Uehara, R., Viglietta, G., Yamauchi, Y.: Gathering on a circle with limited visibility by anonymous oblivious robots. In: Attiya, H. (ed.) *34th International Symposium on Distributed Computing, DISC 2020, October 12-16, 2020, Virtual Conference. LIPIcs*, vol. 179, pp. 12:1–12:17. Schloss Dagstuhl - Leibniz-Zentrum für Informatik (2020). <https://doi.org/10.4230/LIPIcs.DISC.2020.12>, <https://doi.org/10.4230/LIPIcs.DISC.2020.12>
 24. Molla, A.R., Jr., W.K.M.: Dispersion of mobile robots: The power of randomness. *CoRR abs/1902.10489* (2019), <http://arxiv.org/abs/1902.10489>
 25. Poudel, P., Sharma, G.: Time-optimal gathering under limited visibility with one-axis agreement. *Inf.* **12**(11), 448 (2021). <https://doi.org/10.3390/info12110448>, <https://doi.org/10.3390/info12110448>
 26. Shibata, M., Ohayabu, M., Sudo, Y., Nakamura, J., Kim, Y., Katayama, Y.: Gathering of seven autonomous mobile robots on triangular grids. In: *IEEE International Parallel and Distributed Processing Symposium Workshops, IPDPS Workshops 2021, Portland, OR, USA, June 17-21, 2021*. pp. 566–575. IEEE (2021). <https://doi.org/10.1109/IPDPSW52791.2021.00090>, <https://doi.org/10.1109/IPDPSW52791.2021.00090>