

Investigating writing style as a contributor to gender gaps in science and technology*

Ekaterina Levitskaya¹, Kara Kedrick², and Russell J. Funk³

¹New York University, el2727@nyu.edu

²University of Minnesota, kedri001@umn.edu

³University of Minnesota, rfunk@umn.edu

Abstract

While universalism is a foundational principle of science, a growing stream of research finds that scientific contributions are evaluated differently depending on the gender of the author, with women tending to receive fewer citations relative to men, even for work of comparable quality. Strikingly, research also suggests that these gender gaps are visible even under blinded review, wherein the evaluator is not aware of the gender of the author. In this article, we consider whether gender differences in writing styles—how men and women communicate their work—may contribute to these observed gender gaps. We ground our investigation in a previously established framework for characterizing the linguistic style of written text, which distinguishes between two sets of features—informational (i.e., features that emphasize facts) and involved (i.e., features that emphasize relationships). Using a large, matched sample of academic papers and patents, we find significant differences in writing style by gender; women use more involved features in their writing, a pattern that holds universally across fields. The magnitude of the effect varies across fields, with larger gender differences observed in the social sciences and arts humanities and smaller gaps in the physical sciences and technology. Subsequently, we show that gender differences in writing style may have parallels in reading preferences; papers and patents with more informational features tend to be cited more by men, while those with more involved features tend to be cited more by women, even after controlling for the gender of the author, inventor, and patent attorney. Our findings suggest that formal written text is not devoid of personal character, which could contribute to bias in evaluation, thereby compromising the norm of universalism.

*Correspondence to: rfunk@umn.edu. We thank Dr. Rebecca Levitan and Dr. Martin Chodorow for guidance and feedback on an earlier version of this work. We released an open-source Python package to compute linguistic features used in this paper, available here: <https://pypi.org/project/stylometer>. Financial support from the National Science Foundation (grants 1932689 and 1932596) is gratefully acknowledged. Any errors are those of the authors alone.

1 Introduction

In his classic essay, “The Normative Structure of Science,” sociologist Robert K. Merton identified universalism as a foundational principle of the scientific enterprise, one that distinguishes science from other competing systems of knowing. According to Merton and Storer’s [1973, p. 270] formulation, universalism holds that the evaluation of scientific contributions “is not to depend on the personal or social attributes of their protagonist; his race, nationality, religion, class, and personal qualities are as such irrelevant.” The value of universalism is manifested perhaps most concretely in the practice of double-blind peer review, wherein the identities of both those making scientific claims and those evaluating them are obscured from one another (Bornmann, 2011).

While scholars have long observed that adherence to the principle of universalism is far from universal (Mulkay, 1976; Cole, 1992; Long and Fox, 1995), the growing availability of large-scale databases is creating opportunities for unprecedented insight into processes of scientific evaluation (Teplitskiy et al., 2018; Dondio et al., 2019; Lane et al., 2021), including the barriers that inhibit objective assessments. Recent literature in particular has raised considerable concern about the role of gender in scientific evaluation (Moss-Racusin et al., 2012; Reuben et al., 2014; Oliveira et al., 2019; Card et al., 2020a). There is growing evidence to suggest that the contributions of women are devalued relative to men (Joshi, 2014; Sarsons, 2017), thereby undermining the imperative of universalism, and ultimately weakening the scientific enterprise by suppressing diverse perspectives. Prior work has shown, for example, that relative to men, women’s contributions are awarded less grant funding from prestigious sponsors (Oliveira et al., 2019; Kolev et al., 2020), less likely to be granted patent protection (Jensen et al., 2018), and also receive fewer citations from other academic papers (Larivière et al., 2013). These gaps appear to be driven at least in part by homophily, as men tend to cite other men over women, even in fields with higher female representation, such as the social sciences (Potthoff and Zimmermann, 2017; Dion et al., 2018; Ghiasi et al., 2018).

Yet much remains unknown about the role of gender in scientific assessment. Prior scholarship has highlighted differences in field, topic choice, or research quality as playing an important role in explaining observed gaps between men and women (Leahey, 2007; Key and Sumner, 2019). While these factors are undoubtedly important, studies have also shown that even when accounting for field, topic choice, and quality, men’s and women’s research is evaluated differently (Hengel, 2017; Hengel and Moon, 2020). Studies further report gender gaps even in the presence of double-blind review (Kolev et al., 2020; Mahajan et al., 2020), suggesting that conscious or unconscious bias based on the identity of the author is likely not the determinative factor (van der Lee and Ellemers, 2015; Hospido and Sanz, 2019; Card et al., 2021, 2020b).

In this article, we aim to contribute to the systematic understanding of gender differences in the evaluation of scientific and technical work using a linguistic lens. Specifically, we draw on a prior framework, developed by Biber [1988], which contrasts linguistic features characteristic of a high information density (“informational” features) with linguistic features associated with more affective, interactional content (“involved” features). This framework allows us to take a systematic approach to feature selection and also to examine features which have been overlooked as indicators of variation in the previous literature on gender gaps, such as the use of determiners or pronouns. Biber [1988] found in a corpus of epistolary writing that women used more “involved” features (e.g. increased use of pronouns) for the purpose of building a relationship with the audience, while men used more “informational” features (e.g. increased use of cardinal numbers in texts) for the purpose of conveying the factual information. Using this framework, we conduct a large-scale analysis of gender differences in scientific and technical writing, leveraging two distinctive document types—academic articles and patented inventions—which collectively span all major fields of science and technology.

Several noteworthy findings emerge from our study. We document that even in such restricted genres as academic writing and invention descriptions, female authors tend to use more “involved” features than male authors, a pattern that holds across all scientific fields and patent subcategories. In the patent data specifically, we find that the gender of the lawyer appears to have more impact on the writing than the gender of the inventor, suggesting both the importance of attorneys in crafting patent text and the universal nature of the patterns we observe, even across individuals with very different professional training. Finally, we show that work that uses a higher number of “involved” features is more likely to be cited by female authors.

Our study builds on, but also extends, a small but growing stream of research in the Science of Science on

gender and language (c.f., (Fortunato et al., 2018)). First, while existing literature has identified a number of differences in men’s and women’s scientific writing (Lerchenmueller et al., 2019; Kolev et al., 2020; Kim et al., 2022), the choice of features have not been motivated by a linguistic framework, thereby complicating the interpretation of the results and making comparisons across studies difficult. Second, existing research has been done within particular fields and on particular kinds of text (e.g., scientific papers), and therefore little is known about whether the patterns observed thus far will generalize across diverse fields and document types (such as patent data), which have diverse norms.

Our study also adds to the linguistics literature. First, previous research on gender differences in language utilization has largely been done on informal or conversational text, typically focusing on speech patterns, and using corpora like emails (Thomson et al., 2001), essays (Mulac et al., 2006), social media (Garimella and Mihalcea, 2016), blogs (Pennebaker, 2011). There has been far less research on gender differences in formal writing, and the work that has been done has relied on relatively small samples (Argamon et al., 2003; Biber, 1988). Second, we study a new source of text data—patented inventions—that has not been studied in previous linguistic analyses. Patents represent a more restricted genre in terms of stylistic expression than academic papers, therefore, finding stylistic differences by gender is especially notable.

2 Background

2.1 Related Work

In this section, we briefly review prior related work on gender and writing style, beginning with general research in linguistics, and then turning to more recent literature specifically in the science and technology context. Subsequently, we provide an overview of the linguistic framework that guides our selection of features for the empirical analysis.

In the linguistics literature, interest in research on language and gender started in the 1970s, beginning with work by R. Lakoff (“Language and Woman’s Place”), who noted “a discrepancy between English as used by men and as used by women” (Lakoff, 1973, p. 76). Since that time, attention to gender has grown, and gender issues are now a major topic in many different subfields (McElhinny, 2014; Wodak and Benke, 2017; Tripp and Munson, 2021). While the literature is large and diverse, several key and well-documented findings are particularly important in the context of our study. First, there are consistent patterns of different language use by men and women, as evidenced by research in both speech and writing (Mulac et al., 2006; Newman et al., 2008; Pennebaker, 2011). Second, men tend to focus on relaying factual information, while women tend to focus on building a relationship with a seen or unseen audience in their communications (Biber et al., 1998; Pennebaker, 2011; Argamon et al., 2003).

Notwithstanding this progress, as noted above, most linguistic literature on gender differences in writing has been done on informal text, typically using corpora of emails, essays, social media, daily conversations, or blogs (Thomson and Murachver, 2001; Mulac et al., 2006; Garimella and Mihalcea, 2016; Pennebaker, 2011). While the style of writing represented in these sorts of corpora are increasingly ubiquitous, they are also unique in that they tend to be less structured and therefore allow for more freedom of expression than other genres. By contrast, scientific and technical writing—the kind represented in scientific papers and patented inventions—tends to be much more formal, with strong norms governing the style of presentation (Argamon et al., 2003). These norms may overshadow the personal stylistic preferences of individual authors, and if so, could minimize the extent of observable gender differences in the written text of papers and patents. In short, whether papers and patents use systematically different language depending on the gender of the authors remains difficult to predict given established findings from the linguistics literature.

To date, a small number of studies in the Science of Science have begun to address this gap in knowledge. Lerchenmueller et al. [2019] found that male authors (first or last male author on an academic paper) were more likely to present their findings positively than female authors (first or last female author on an academic paper), and the positive representation was found to be associated with a higher number of citations. Kolev et al. [2020] examined the text characteristics of grant applications and found differences by gender in the use of topic-specific, “narrow,” words versus “broad” words, and further demonstrated that the use of such words may have an impact on decision making in blinded grant application review process. Most recently, Kim et al. [2022] analyzed a corpus of U.S. PhD dissertations to understand how gender is encoded in the research language, and whether gendered language has an impact on future careers of male and female researchers.

They made a distinction between explicit references to gender in text (through words like “women”, “girls” or “man”, “boy”, etc.) and research associated with gender (e.g., words like “war” and “machine learning” are found to be predominantly associated with male authors, while words like “parenting” and “children” are found to be predominantly associated with female authors). They found that explicit references to women as subjects of study in dissertations increase the likelihood of becoming a faculty advisor, while doing research traditionally associated with women decreases those chances, suggesting an implicit gender bias in the evaluation of research.

These studies add important new insight to the understanding of gender differences in writing, and suggest that the patterns documented in previous work on informal corpora may indeed extend to formal written text. However, as our overview above highlights, this emerging literature has tended to focus on a relatively ad hoc set of features, the selection of which has not been informed by an underlying linguistic framework, which complicates the interpretation of the reported findings. For example, while relative to men, women may be less likely to describe their work as novel, it is possible that the observed differences may reflect deeper variation by gender in the use of adjectives and adverbs.

In light of this overview of prior work, a gap is evident. On the one hand, linguistics literature has mostly used informal text for the study of gender differences in writing and smaller samples of formal written text. On the other hand, the analysis of gender differences in writing in the Science of Science literature has not been motivated by a linguistic framework, which complicates the interpretation of the results and makes comparisons across studies difficult. In this study, we aim to address this gap by examining a larger sample of formal writing, encompassing two different types of texts (academic papers and invention descriptions), and applying a set of systematic features that have been found in previous linguistic studies to be indicative of differences in male and female communication styles.

2.2 Framework

We draw on a previously established linguistic framework, known as “Informational versus Involved Production,” outlined by Biber [1988], which characterizes the co-occurrence of certain linguistic features based on their communicative function. While the linguistics community has developed a number of potentially applicable frameworks, we chose Biber’s because it was created using a diverse set of corpora, including non-fiction, and was intended to capture universal features of English language; therefore, we anticipate that it would likely capture useful variation across a broad range of scientific and technological fields, encompassing potentially diverse norms of composition. We specifically chose the “informational”/“involved” dimension of Biber’s framework, as studies note (Argamon et al., 2003) that men tend to focus more on relaying factual information (“informational”), while women tend to focus on building a relationship with an audience in their communications (“involved”). Based on a corpus of e-mail communication, speech, and blogs, Pennebaker [2011] stipulated that “males categorize their worlds by counting, naming, and organizing the objects they confront” (informational aspect), while women “personalize their topics” (involved aspect).

Biber outlines two factors that influence the choice of individuals to use a specific linguistic mode: the production circumstances of real-time constraints (speech or conversation) versus editing possibilities (academic writing), and the primary purpose of the writer (informational versus involved). With respect to the production circumstances, given the type of corpus that we are exploring in this study (formal written text), we can hold these constant, as both papers and patents are produced in settings where editing is possible and likely (i.e., the authors are under no real-time constraints, unlike the case of a conversation). With respect to the primary purpose of the writer (informational versus involved), (Argamon et al., 2003) noted that formal written text is intended for a “broad unseen audience.” Biber found that letters written by women and addressed to women were more involved and letters written by men and addressed to men were less involved (Biber et al., 1998). He also found that, overall, letters written by women are more involved than letters written by men. Even though in formal written text there is no specific addressee, and academic papers and patent descriptions are intended for a “broad unseen audience”, our goal is to understand if we are still able to observe the variation by the gender of the writers.

In addition to Biber’s framework [1998], the specific set of “involved” and “informational” features used in our study was informed by the follow-up work of Pennebaker [2011] and Argamon et al. [2003]. We chose three distinctive features for “involved” and “informational” writing modes (Table 1). Pronouns, questions, and non-phrasal coordination (“and” connector) are highly correlated as linguistic features and are reflective of

the “involved” writing style. The use of pronouns indicates interaction between the writer and the reader—the writer assumes that the reader knows what they are referring to with a pronoun, as the reader is following the writer’s story in a text; pronouns “present things in a relational way” (Argamon et al., 2003, p. 7). We consider questions to be an important involved feature as well, as they point to the presence of a hypothetical addressee in a formal written text, and are therefore a marker of interaction (Biber, 1986; Marckworth and Baker, 1974). Non-phrasal coordination (“and”) is used “to string clauses together in a loose, logically unspecified manner, instead of integrating the information into fewer units” (Biber, 1988, p. 106), and thus is more associated with a narrative type of communication (“involved” aspect). For “informational” writing mode indicators, we use past tense, determiners, and cardinal numbers. We use past tense as an “informational” feature, to indicate a “disconnection” with the audience, absence of interaction in the narrative. The other two “informational” features—determiners and cardinal numbers—are taken from Argamon et al. [2003] who used the Balanced Winnow algorithm to identify features that are strong indicators of either male or female writing. Argamon and colleagues note that, based on their examination of texts, “the use of determiners reflects that male writers are mentioning classes of things, in contrast to female writers, who are personalizing their messages” (Argamon et al., 2003, p. 12). The greater use of cardinal numbers (quantification) is also noted as a strong male indicator in both the work of (Pennebaker, 2011) and (Argamon et al., 2003).

3 Data and methods

3.1 Corpus

As noted previously, we draw on two different corpora: (1) abstracts of academic papers from Web of Science¹ (“WoS data”) and (2) abstracts of patents from PatentsView (“PatentsView data”)². Both databases have been widely used in prior research in the Science of Science, and provide generally representative coverage of scientific papers and patented inventions, respectively (Funk and Owen-Smith, 2017; Birkle et al., 2020; Jaffe and Trajtenberg, 2002).

For the WoS data, we excluded document types that are not typically meant for the publication of scientific findings (e.g., book reviews, letters, music scores, and bibliographies). We further limited our attention to articles that included full-text abstracts, and that were written in English³. For the PatentsView data, we limited our attention to utility patents, which encompass roughly 90% of the patents granted by the United States Patent and Trademark Office (USPTO), and have therefore been the central focus of prior work (Jaffe and Trajtenberg, 2002). All patents granted by the USPTO are written in English, and more than 90% (going back to 1976) include full-text abstracts.

For the purposes of our study, we further narrow our focus to solo-authored papers and patents (i.e., we exclude papers and patents written by teams). Our motivation for doing so was to allow for a clearer identification of the relationship between gender and writing style, which would be more complex in case of teams, particularly those of mixed gender. Note that in the patent data, we also narrowed our sample to include only those inventors with a single lawyer, in order to more cleanly control for gender. In addition, we require that abstracts have more than 100 words, in order to normalize frequency counts per 100 words, which is consistent with prior research in linguistics (Biber, 1988). Additional details on the procedure used to narrow down our samples from the population of articles and patents, including the number of observations lost at each stage, are given in Figure 4 in the Supplementary Materials.

Women are underrepresented in the population of both authors and inventors. For perspective, in our data, roughly 19.6% of authors and 5.4% of inventors are women.⁴ Moreover, men and women tend to publish in different areas, and their relative representation changes over time. Therefore, to help facilitate comparisons, we subset the WoS and PatentsView data by building a matched sample of papers and patents written by male and female authors and inventors. To do so, we identified, for each academic paper written by

¹Web of Science: <https://clarivate.com/webofsciencegroup/solutions/web-of-science/>

²PatentsView: <http://www.patentsview.org/>

³The WoS data do not include accurate information on the language of paper abstracts. We identified English language abstracts using a commercial machine translation API.

⁴This is an estimate for academic papers with one author and for patents with one inventor, where the gender of the author/inventor was known/assigned.

a single female author in a particular WoS subject area (e.g., “Sociology”, “Cell Biology”, “Mathematics”) and in a particular year, a corresponding academic paper written by a single male author in the same subject area and year. We follow a similar procedure for patents, using National Bureau of Economic Research (NBER) patent subcategories to proxy for the field of technology, and the grant year of the patent as the year of publication.

For the WoS data, we subset the corpus to years starting in 1991, as abstracts are not well represented in earlier periods (Figure 1). After matching, most of the abstracts in our final analytical sample are from the Social Sciences, followed by Life Sciences and Biomedicine. (Figure 5 in the Supplementary Materials shows the distribution of fields in the original Web of Science corpus.) This is consistent with prior work, as women are well represented in the social sciences and biomedical domains (Ceci et al., 2014; Su and Rounds, 2015). For the PatentsView data, our analysis begins in 1976, which is the first year in which machine readable patent records are available from the USPTO. After matching, most patents come from the “Others” NBER category, which includes “Miscellaneous” patent types. (Figure 6 in the Supplementary Materials shows the distribution of categories in the original PatentsView corpus.)

Gender is assigned using author and inventor names. For papers, author gender is coded based on first and (when available) middle names, as reported in the Web of Science database, using the genderize.io application programming interface (API). For patents, we assign inventor gender by using a coding provided by the United States Patent and Trademark Office, as included with the PatentsView data. More details about the gender assignment can be found in the S1 section of Supplementary Materials.

3.2 Linguistic Measures

For each paper and patent in our sample, we constructed a series of measures tracking the utilization of informational and involved features. We use pronouns, questions, and non-phrasal coordination (“and” connector) as indicators of the “involved” style of writing, and past tense, determiners, and cardinal numbers as indicators of “informational” style of writing. Table 1 gives an overview of the specific features of interest; more details about the computation of these features are included in the S2 section of the Supplementary Materials.⁵

We define three separate measures: involved rate, informational rate, and Involved-Informational Ratio. Because our corpus includes academic writing and invention descriptions, there is already a high utilization of informational features by both female and male authors; therefore, in addition to involved and informational rates, we are also interested in seeing the relative rate at which writers use involved features in relation to informational features (Involved-Informational Ratio). We define the involved and informational rates as the sum of three involved (or informational) linguistic features divided by the total number of tokens in a given abstract, and normalized to units of 100 words (Biber, 1988). We define the Involved-Informational Ratio as the involved rate divided by the informational rate.

$$\text{Involved Rate} = \frac{N_{pron} + N_{and} + N_q}{N_{tokens}} \times 100 \quad (1)$$

$$\text{Informational Rate} = \frac{N_{det} + N_{past} + N_{num}}{N_{tokens}} \times 100 \quad (2)$$

$$\text{Inv.-Inf. Rate} = \frac{\text{Involved Rate}}{\text{Informational Rate}} \quad (3)$$

To better understand the relationship between author gender and writing style, we estimated a series of linear regression models, predicting the utilization of informational and involved features in paper and patent abstracts. For models of both papers and patents, predictor variables included the gender of the author (or inventor), the year of academic paper (or patent grant), and the principal scientific (or technological) field. For models of patents, we also included as a predictor the gender of the lawyer, as patent attorneys often take part in writing and editing the patent text. More complex models with additional predictors (e.g., number of citations) yielded substantively similar results to those presented below.

⁵We also released an open-source Python package to compute these linguistic features, available here: <https://pypi.org/project/stylometer>.

3.3 Citation measures

The possibility that men and women write in systematically different ways naturally raises questions about the relationship between writing styles and the reception of intellectual products. Specifically, differences in how men and women present their research in written text may help account for some of the disparities in rates of citation documented in prior work (Caplar et al., 2017; Potthoff and Zimmermann, 2017; Dion et al., 2018; Dworkin et al., 2020; Zurn et al., 2020).

To evaluate this possibility, we conducted a series of analyses in which we decomposed the number of citations made by future papers and patents to those in our sample, according to the gender of the citing author or inventor. We emphasize that citation is merely a proxy for (unobservable) reading preferences—authors may cite prior work without reading it; scientists and inventors probably only cite a fraction of the prior work that they do read; and citation need not correspond to a favorable reading of the cited work. Keeping those caveats in mind, for each sample paper and patent, we computed two related measures: (1) citations from papers with a female (male) first author, (2) citations from papers with a female (male) last author. For each measure, we excluded self-citations, i.e., those made by the author of the sample paper to his or her own work. In addition, to facilitate interpretation, we transform each measure into a rate per 100 citations. Subsequently, we estimated a series of regression models, wherein the three measures are our outcomes of interest, and the predictors are the gender of the author or inventor (and lawyer for patents) and the ratio of informational and involved features. For papers and patents cited 0 times, we impute a rate of 0, and add an imputation indicator as a covariate. As with our prior regression, we control for the field and year of academic paper/patent.

4 Results

4.1 Writing

4.1.1 Writing Examples

Before presenting our quantitative results, we first highlight several examples from our data that illustrate the differences between the informational and involved styles. Beginning with papers, consider the following excerpts from two abstracts, one written by a female author (1) and the other written by a male (2). Both papers were published in the same field (Business & Economics), in the same journal (*Financial Management Journal*), during the same time period (1990s).

(1)

Why do companies in the United Kingdom pay scrip (i.e., in stock) dividends? Are tax savings the sole motive for this option? If so, are all tax-loss companies offering this option? Or is this option driven by other motives, such as cash savings, signaling, and agency conflicts? In this study, I provide some insights into the motivation for scrip-dividend payment by comparing the operational performance and other characteristics of all companies that distributed scrip dividends with those of a control group of non-scrip-paying, but otherwise similar, firms. Scrip dividends are offered by an increasing number of companies in the United Kingdom as an option whereby shareholders are able to choose between receiving dividends in cash or the equivalent in the form of shares (scrip). Companies stress tax savings when they offer this option because, unlike cash dividends, the scrip option is not subject to a payment of the advanced corporation tax (ACT).

(2)

The rich variety of securities innovations in recent years continues to intrigue academicians and practitioners alike. The array of innovative securities includes a variety of equity-linked debt securities. On January 28, 1991, the Republic of Austria publicly offered \$100 million principal amount of a new equity-linked debt security called stock index growth notes (“SIGNs”) in the United States. The SIGNs were scheduled to mature in approximately 5.5 years. They would make no payments of interest prior to maturity. If the value of the S&P 500 is below 336.69 on the maturity date, the holder will receive \$10, the initial offering price. If the value exceeds 336.69, the holder will get \$10 plus \$10 multiplied by the percentage appreciation in the S&P 500 above 336.69. SIGNs may thus be characterized as a package consisting of (i) a 5.5-year

triple-A-rated zero coupon note plus (ii) a 5.5-year European call option, or warrant, on the S&P 500 with a strike price of 336.69.

Although both abstracts address similar topics, they are presented in dramatically different ways. Abstract (2), written by the male author, is striking for its heavy utilization of cardinal numbers (e.g., “\$100 million”, “5.5 years”, “above 336.69”), which are mostly avoided by the female author. Abstract (1), by contrast, stands out for its greater utilization of “connector words” (e.g., “and”) and questions, the latter of which are not used at all in Abstract (2). The female abstract reads a lot like a story, building a relationship with the reader through the use of pronouns, present tense, asking questions, and by stringing the clauses together with “and” in a loose, storytelling-like manner; the male abstract is focused on relaying the factual information, via the use of numbers and determiners, and past tense. Figure 2 shows the full text of both abstracts, zoomed out, with informational and involved features highlighted in different colors (blue for informational, yellow for involved).

While the gender differences highlighted in the cases above are somewhat unusual in degree, the general pattern is consistent across papers and patents in our larger sample. Figure 3 show the distribution of the Involved-Informational Ratio, stratified by author gender, for paper and patent abstracts, respectively. In both figures, we observe a clear pattern wherein, as the Involved-Informational Ratio increases, so too does the share of female abstracts (as indicated in the figure, the observed gender differences are statistically significant). Note in the patents, the number of bins is smaller because we observe a narrower range of Involved-Informational Ratio values for patents, perhaps reflecting the more constrained style of the genre.

4.1.2 Analyses

Table 2 shows the breakdown of informational and involved features for academic papers and patents, respectively. The results there suggest that, in absolute terms, informational features are used significantly more often in both text sources, by both men and women. This distribution seems plausible given the nature of our corpus (i.e., scientific articles and patents are generally concerned with communicating information), and is also consistent with prior work; Biber [1988], for example, situated academic prose closer to the informational dimension, and Argamon et al. (2013) noted the “greater quantification inherent to most non-fiction genres.” Table 3 also shows the mean and standard deviation of involved and informational features combined and the Involved-Informational Ratio in the academic papers and patents samples.

The results of our regression analysis are shown in Tables 4 (papers) and 5 (patents)⁶. Beginning with papers, we find, as expected, a statistically significant association between author gender and the Involved-Informational Ratio of paper abstracts ($\beta = 0.02$; $p < 0.001$, Model 2); relative to men, women tend to use a higher ratio of involved to informational features in their scientific writing. Holding all other variables at their means, the predicted Involved-Informational Ratio (based on Model 2 of Table 4) is about 6.7% greater for female than male authors. Models 4 and 5, also of Table 4, help to unpack this finding by estimating separate regressions predicting the utilization of involved and informational features, respectively. We find that relative to men, women use involved features at a significantly greater rate ($\beta = 0.23$; $p < 0.001$, Model 4), and informational features at a significantly lower rate ($\beta = -0.18$; $p < 0.001$, Model 6) in their writing. This suggests that the differences we detect between men and women in the Involved-Informational Ratio is likely driven by both the numerator and the denominator.

While the patterns we observe appear to hold universally across fields of science and technology, we find heterogeneity in the magnitude of the effect. Figure S3 in the Supplementary Materials shows the predicted gender differences by field. The differences are greater in the Social Sciences and Arts & Humanities and less pronounced in Physical Sciences and Technology, which may be explained by the fact that the former fields generally permit greater freedom of stylistic expression and higher use of involved features than the latter fields, which have more restricted stylistic rules (Argamon et al., 2003). Full regression results for each field are presented in S4 section (for academic papers) and in S5 section (for patents) of the Supplementary Materials.

Turning next to patents, we find similar patterns. There is a statistically significant association between inventor gender and the Involved-Informational Ratio of patent abstracts ($\beta = 0.00$; $p < 0.01$, Model 2);

⁶We evaluated our regression models for multicollinearity; all variance inflation factors were below the conventional threshold of 10, suggesting little multicollinearity among the covariates.

relative to men, women tend to use a higher ratio of involved to informational features in their technical writing. Once again holding all other variables at their means, the predicted Involved-Informational Ratio (based on Model 2 of Table 5) is about 2.3% greater for female than male inventors. In Model 2 of Table 5, we evaluate the relationship between the gender of the patent lawyer and the Involved-Informational Ratio of the patent. Here, we find results that are similar to those we observed for inventor gender, with a statistically significant association between lawyer gender and Involved-Informational Ratio ($\beta = 0.01, p < 0.01$, Model 2). The magnitude of the association, however, is larger than what we observed for inventor gender; holding all other variables at their means, the predicted Involved-Informational Ratio (based on Model 2 of Table 5) is about 5.1% greater for patents with female than male attorneys.

Following our analytical strategy with papers, in Models 4 and 6 (Table 5), we run separate regressions predicting the rate of utilization for informational and involved features, respectively. Here, the findings are a bit more complex. We find that women use both informational ($\beta < 0.14, p < 0.001$, Model 4) and involved ($\beta = 0.41, p < 0.001$, Model 6) features at a significantly greater rate in their writing than men, suggesting that the association we observe between gender and the Involved-Informational Ratio (Model 2) is driven by the numerator. Female lawyers use involved features in their writing at a rate that is statistically indistinguishable from men (Model 4), but statistically fewer informational ones ($\beta = -0.62, p < 0.001$, Model 6).

4.2 Citation

Next, we turn to our analysis of gender differences in citations, the results of which are shown in Tables 6 (academic papers) and 7 (patents). To simplify the presentation, in this section, we only report models predicting citation as a function of the rate of informational and involved feature utilization (i.e., we do not report the results of models that use the Involved-Informational Ratio as a predictor). We found substantially similar results, however, using the ratio measure.

Overall, we observe significant gender homophily in citation patterns. Papers written by female authors receive a greater share of citations from papers with a female first author ($\beta = 4.33, p < 0.001$) and papers with a female last author ($\beta = 3.57; p < 0.001$). The opposite pattern holds for sample papers written by men.

Taking into account the linguistic features, we see a consistent and statistically significant pattern across the outcome measures: papers with higher rates of utilization of involved features in their abstracts tend to be cited at a higher rate by papers with a female first author ($\beta = 0.25, p < 0.001$, Model 1) and papers with a female last author ($\beta = 0.29, p < 0.001$, Model 3). More substantively, we can interpret the coefficient estimates as indicating that for each unit increase in the rate of involved features used, the rate of citation by papers with a female first and last author is predicted to increase by 0.25 and 0.29, respectively. When we consider the use of informational features, however, the pattern flips ($\beta = -0.08, p < 0.001$, Model 1 for citation by papers with a female first author; $\beta = -0.06, p < 0.001$, Model 3 for citation by papers with a female first author). Papers with higher rates of utilization of involved features are cited at a lower rate by papers with a male first author ($\beta = -0.18, p < 0.001$, Model 2) and papers with a male last author ($\beta = -0.30, p < 0.001$, Model 4). We find that the opposite holds for utilization of informational features, although only in models predicting citation by papers with a male first author ($\beta = 0.03, p < 0.01$, Model 2).

Turning to patents, we find results that are generally similar, but much weaker. While patents that use more informational features are less likely to be cited by patents with a female first ($\beta = -0.07, p < 0.001$, Model 1) or last ($\beta = -0.07, p < 0.001$, Model 3) inventor, none of the remaining coefficients tracking the utilization of informational or involved features are statistically significant. These results are not surprising, considering that patent descriptions, as a type of text, allow much less stylistic expression than academic papers do.

5 Discussion

The norm of universalism in science and technology stipulates that the evaluation of scientific and technological contributions should be based on impersonal criteria (Merton and Storer, 1973). Nevertheless, growing evidence suggests that gender gaps in scholarly assessment remain both prevalent and widespread

(Moss-Racusin et al., 2012; Reuben et al., 2014; Oliveira et al., 2019; Card et al., 2020a). In this study, we examined variation in writing style by gender in scientific and technical texts, and considered the role this variation plays in the citation patterns. To do so, we developed an approach motivated by a larger linguistic framework, examining differences between “involved” and “informational” writing styles.

Based on our sample of single-authored academic papers and patents, we find differences in the writing styles of female and male authors, with female writers using involved features more frequently in their work (features associated with more affective, interactional content), a pattern that holds across all scientific fields and patent subcategories. These differences are greater in the Social Sciences and Arts & Humanities and less pronounced in Physical Sciences, likely because the former fields allow for more stylistic expression. In the patent data, we find that the gender of the lawyer is more predictive of this pattern, suggesting that lawyers have a greater influence on the editing of the patent description. The same pattern holds in the citation analysis, where papers with higher rates of utilization of involved features in their abstracts tend to be cited at a higher rate by papers with a female first author and papers with a female last author.

Our work is not without limitations. Importantly, our study inferred the gender of authors and inventors based on their names, which offers only a rough proxy. Moreover, our gender assignments were binary, corresponding to sex-based categories (female and male), which oversimplifies the true diversity of gender identities among authors and inventors. We also limited our attention to single-authored papers and patents and patents with a single lawyer. While this approach helps to make the interpretation of our results clearer, more work needs to be done to determine whether and how our findings apply to teams. Further work on analyzing writing styles of mixed-gender teams could help provide a more nuanced understanding of the observed pattern. Finally, our study is based on observational data, and therefore our results should not be interpreted as causal. As such, future behavioral studies, involving experimental assessment of the response of reviewers to highly involved and highly informational texts based on the reviewer’s gender, would complement our corpus study of academic papers and patents.

Notwithstanding these limitations, our study makes several contributions. First, our study adds to the Science of Science. Specifically, we propose an analysis with a set of linguistic features which is motivated by a an involved/informational framework, established in the linguistic research as indicative of differences in male and female communication styles, which allows us to take a systematic view on understanding gender differences in scientific and technical writing.

Second, our study adds new insights to the linguistics literature. Specifically, we use a larger sample of formal written text and utilize a new source of data (patent descriptions) which to our knowledge has not been used for the purposes of the analysis of gender differences in writing before. We also released an open-source Python package to compute the linguistic features used in this paper for future use of researchers, available here: <https://pypi.org/project/stylometer>.

Finally, our study also has several natural policy implications. In particular, our findings suggest that writing in science and technology is not completely devoid of personal markers and, therefore, could constitute a potential source of bias during the evaluation processes. However, establishing rigid guidelines for communication styles in science and technology may not be the right solution. Instead, we suggest that in order to mitigate bias in evaluation processes, the diversity among the contributors should be matched by the same diversity among the evaluators. For example, previous researchers noted the need to increase the number of female reviewers (Kolev et al., 2020), as well as to encourage citation diversity (Zurn et al., 2020) and continue raising awareness of language bias in established institutions, structures, and processes, including academia (Clements and Petray, 2021). Such measures could help to uphold the norm of universalism in scientific contributions.

References

- Shlomo Argamon, Jonathan Fine, and Anat Shimoni. Gender, genre, and writing style in formal written texts. *Text*, 23, 12 2003. doi: 10.1515/text.2003.014.
- Douglas Biber. Spoken and written textual dimensions in english: Resolving the contradictory findings. *Language*, 62(2):384–414, 1986. ISSN 00978507, 15350665. URL <http://www.jstor.org/stable/414678>.
- Douglas Biber. *Variation across Speech and Writing*. Cambridge University Press, 1988. doi: 10.1017/CBO9780511621024.
- Douglas Biber, Susan Conrad, and Randi Reppen. *Corpus Linguistics Investigating Language Structure and Use*. Cambridge University Press, 1998. doi: 10.1017/CBO9780511804489.
- Caroline Birkle, David A. Pendlebury, Joshua Schnell, and Jonathan Adams. Web of Science as a data source for research on scientific and scholarly activity. *Quantitative Science Studies*, 1(1):363–376, 02 2020. ISSN 2641-3337. doi: 10.1162/qss_a_00018. URL https://doi.org/10.1162/qss_a_00018.
- Lutz Bornmann. Scientific peer review. *Annual Review of Information Science and Technology*, 45(1):197–245, 2011. doi: <https://doi.org/10.1002/aris.2011.1440450112>. URL <https://asistdl.onlinelibrary.wiley.com/doi/abs/10.1002/aris.2011.1440450112>.
- Neven Caplar, Sandro Tacchella, and Simon Birrer. Quantitative evaluation of gender bias in astronomical publications from citation counts. *Nature Astronomy*, 1(6), May 2017. ISSN 2397-3366. doi: 10.1038/s41550-017-0141. URL <http://dx.doi.org/10.1038/s41550-017-0141>.
- David Card, Stefano DellaVigna, Patricia Funk, and Nagore Iriberrri. Are Referees and Editors in Economics Gender Neutral?*. *The Quarterly Journal of Economics*, 135(1):269–327, 2 2020a. ISSN 0033-5533. doi: 10.1093/qje/qjz035. URL <https://doi.org/10.1093/qje/qjz035>.
- David Card, Stefano DellaVigna, Patricia Funk, and Nagore Iriberrri. Gender neutrality in economics: The role of editors and referees. Technical Report 28942, VOX, CEPR Policy Portal, 2020b.
- David Card, Stefano DellaVigna, Patricia Funk, and Nagore Iriberrri. Gender differences in peer recognition by economists. Working Paper 28942, National Bureau of Economic Research, June 2021. URL <http://www.nber.org/papers/w28942>.
- Stephen J. Ceci, Donna K. Ginther, Shulamit Kahn, and Wendy M. Williams. Women in academic science: A changing landscape. *Psychological Science in the Public Interest*, 15(3):75–141, 2014. doi: 10.1177/1529100614541236. URL <https://doi.org/10.1177/1529100614541236>. PMID: 26172066.
- G. Clements and M.J. Petray, editors. *Linguistic Discrimination in U.S Higher Education: Power, Prejudice, Impacts, and Remedies*. Routledge, 1st edition, 2021. doi: 10.4324/9780367815103. URL <https://doi.org/10.4324/9780367815103>.
- S. Cole. *Making Science: Between Nature and Society*. Harvard University Press, 1992. ISBN 9780674543478. URL <https://books.google.com/books?id=AusBqjmZM9AC>.
- Michelle L. Dion, Jane Lawrence Sumner, and Sara McLaughlin Mitchell. Gendered citation patterns across political science and social science methodology fields. *Political Analysis*, 26(3):312–327, 2018. doi: 10.1017/pan.2018.12.
- Pierpaolo Dondio, Niccolò Casnici, Francisco Grimaldo, Nigel Gilbert, and Flaminio Squazzoni. The “invisible hand” of peer review: The implications of author-referee networks on peer review in a scholarly journal. *Journal of Informetrics*, 13(2):708–716, 2019. ISSN 1751-1577. doi: <https://doi.org/10.1016/j.joi.2019.03.018>. URL <https://www.sciencedirect.com/science/article/pii/S1751157718304206>.
- Jordan D. Dworkin, Kristin A. Linn, Erin G. Teich, Perry Zurn, Russell T. Shinohara, and Danielle S. Bassett. The extent and drivers of gender imbalance in neuroscience reference lists. *bioRxiv*, 2020. doi: 10.1101/2020.01.03.894378. URL <https://www.biorxiv.org/content/early/2020/01/11/2020.01.03.894378>.

- Santo Fortunato, Carl Bergstrom, Katy Borner, James Evans, Dirk Helbing, Stasa Milojevic, Alexander Petersen, Filippo Radicchi, Roberta Sinatra, Brian Uzzi, Alessandro Vespignani, Ludo Waltman, Dashun Wang, and Albert-Laszlo Barabasi. Science of science. *Science*, 359:eaa0185, 03 2018. doi: 10.1126/science.aao0185.
- Russell J. Funk and Jason Owen-Smith. A dynamic network measure of technological change. *Management Science*, 63(3):791–817, 2017. doi: 10.1287/mnsc.2015.2366. URL <https://doi.org/10.1287/mnsc.2015.2366>.
- Aparna Garimella and Rada Mihalcea. Zooming in on gender differences in social media. In *Proceedings of the Workshop on Computational Modeling of People’s Opinions, Personality, and Emotions in Social Media (PEOPLES)*, pages 1–10, Osaka, Japan, December 2016. The COLING 2016 Organizing Committee. URL <https://aclanthology.org/W16-4301>.
- Gita Ghiasi, P. Mongeon, Cassidy R. Sugimoto, and Vincent Larivière. Gender homophily in citations. In *STI 2018 Conference Proceedings*. Centre for Science and Technology Studies (CWTS), 2018.
- E. Hengel. Publishing while Female. Are women held to higher standards? Evidence from peer review. Cambridge Working Papers in Economics 1753, Faculty of Economics, University of Cambridge, December 2017. URL <https://ideas.repec.org/p/cam/camdae/1753.html>.
- Erin Hengel and Eunyoung Moon. Gender and equality at top economics journals, 2020.
- Matthew Honnibal and Ines Montani. spaCy 2: Natural language understanding with Bloom embeddings, convolutional neural networks and incremental parsing, 2017.
- Laura Hospido and Carlos Sanz. Gender gaps in the evaluation of research: Evidence from submissions to economics conferences. *Labor: Demographics & Economics of the Family eJournal*, 2019.
- Adam B. Jaffe and Manuel Trajtenberg. *Patents, Citations, and Innovations: A Window on the Knowledge Economy*. The MIT Press, 2002.
- Kyle Jensen, Balazs Kovacs, and Olav Sorenson. Gender differences in obtaining and maintaining patent rights. *Nature Biotechnology*, 36:307–309, 04 2018. doi: 10.1038/nbt.4120.
- Aparna Joshi. By whom and when is women’s expertise recognized? the interactive effects of gender and education in science and engineering teams. *Administrative Science Quarterly*, 59(2):202–239, 2014. doi: 10.1177/0001839214528331. URL <https://doi.org/10.1177/0001839214528331>.
- Ellen M. Key and Jane Lawrence Sumner. You research like a girl: Gendered research agendas and their implications. *PS: Political Science & Politics*, 52(4):663–668, 2019. doi: 10.1017/S1049096519000945.
- Lanu Kim, Daniel Scott Smith, Bas Hofstra, and Daniel A. McFarland. Gendered knowledge in fields and academic careers. *Research Policy*, 51(1):104411, 2022. ISSN 0048-7333. doi: <https://doi.org/10.1016/j.respol.2021.104411>. URL <https://www.sciencedirect.com/science/article/pii/S0048733321002079>.
- Julian Kolev, Yuly Fuentes-Medel, and Fiona Murray. Gender differences in scientific communication and their impact on grant funding decisions. *AEA Papers and Proceedings*, 110:245–49, May 2020. doi: 10.1257/pandp.20201043. URL <https://www.aeaweb.org/articles?id=10.1257/pandp.20201043>.
- Robin Lakoff. Language and woman’s place. *Language in Society*, 2(1):45–79, 1973. doi: 10.1017/S0047404500000051.
- Jacqueline N. Lane, Misha Teplitskiy, Gary Gray, Hardeep Ranu, Michael Menietti, Eva C. Guinan, and Karim R. Lakhani. Conservatism gets funded? a field experiment on the role of negative information in novel project evaluation. *Management Science*, 0(0):null, 2021. doi: 10.1287/mnsc.2021.4107. URL <https://doi.org/10.1287/mnsc.2021.4107>.

- Vincent Larivière, Chaoqun Ni, Yves Gingras, Blaise Cronin, and Cassidy R. Sugimoto. Bibliometrics: Global gender disparities in science. *Nature*, 504(7479):211–213, Dec 2013. ISSN 1476-4687. doi: 10.1038/504211a. URL <https://doi.org/10.1038/504211a>.
- Erin Leahey. Not by productivity alone: How visibility and specialization contribute to academic earnings. *American Sociological Review*, 72(4):533–561, 2007. doi: 10.1177/000312240707200403. URL <https://doi.org/10.1177/000312240707200403>.
- Marc J Lerchenmueller, Olav Sorenson, and Anupam B Jena. Gender differences in how scientists present the importance of their research: observational study. *BMJ*, 367, 2019. doi: 10.1136/bmj.l6573. URL <https://www.bmj.com/content/367/bmj.l6573>.
- J. Scott Long and Mary Frank Fox. Scientific careers: Universalism and particularism. *Annual Review of Sociology*, 21(1):45–71, 1995. doi: 10.1146/annurev.so.21.080195.000401. URL <https://doi.org/10.1146/annurev.so.21.080195.000401>.
- Uma V. Mahajan, Harsh Wadhwa, Parastou Fatemi, Samantha Xu, Judy Shan, Deborah L. Benzil, and Corinna C. Zygourakis. Does double-blind peer review impact gender authorship trends? an evaluation of two leading neurosurgical journals from 2010 to 2019. *Journal of Neurosurgery*, 135(2):352–360, 2020. doi: 10.3171/2020.6.jns20902. URL <https://doi.org/10.3171/2020.6.jns20902>.
- Mary Lois Marckworth and Wm. J. Baker. A discriminant function analysis of co-variation of a number of syntactic devices in five prose genres. *American Journal of Computational Linguistics*, December 1974. URL <https://aclanthology.org/J74-3006>. Microfiche 11.
- Bonnie McElhinny. *Theorizing Gender in Sociolinguistics and Linguistic Anthropology*, chapter 2, pages 48–67. John Wiley & Sons, Ltd, 2014. ISBN 9781118584248. doi: <https://doi.org/10.1002/9781118584248.ch2>. URL <https://onlinelibrary.wiley.com/doi/abs/10.1002/9781118584248.ch2>.
- R.K. Merton and N.W. Storer. *The sociology of science : theoretical and empirical investigations*. Chicago: University of Chicago Press, 1973.
- Corinne A. Moss-Racusin, John F. Dovidio, Victoria L. Brescoll, Mark J. Graham, and Jo Handelsman. Science faculty’s subtle gender biases favor male students. *Proceedings of the National Academy of Sciences*, 109(41):16474–16479, 2012. ISSN 0027-8424. doi: 10.1073/pnas.1211286109. URL <https://www.pnas.org/content/109/41/16474>.
- Anthony Mulac, James J. Bradac, and Pamela Gibbons. Empirical Support for the Gender-as-Culture Hypothesis: An Intercultural Analysis of Male/Female Language Differences. *Human Communication Research*, 27(1):121–152, 01 2006. ISSN 0360-3989. doi: 10.1111/j.1468-2958.2001.tb00778.x. URL <https://doi.org/10.1111/j.1468-2958.2001.tb00778.x>.
- Michael J. Mulkey. Norms and ideology in science. *Social Science Information*, 15(4-5):637–656, 1976. doi: 10.1177/053901847601500406. URL <https://doi.org/10.1177/053901847601500406>.
- Matthew Newman, Carla Groom, Lori Handelman, and James Pennebaker. Gender differences in language use: An analysis of 14,000 text samples. *Discourse Processes - DISCOURSE PROCESS*, 45:211–236, 05 2008. doi: 10.1080/01638530802073712.
- Diego F.M. Oliveira, Yifang Ma, Teresa K Woodruff, and Brian Uzzi. Comparison of national institutes of health grant amounts to first-time male and female principal investigators. *JAMA - Journal of the American Medical Association*, 321(9):898–900, March 2019. ISSN 0098-7484. doi: 10.1001/jama.2018.21944.
- J.W. Pennebaker. *The Secret Life of Pronouns: What Our Words Say About Us*. Bloomsbury USA, 2011. ISBN 9781608194803. URL <https://books.google.com/books?id=Avz4rthHySEC>.

- Matthias Potthoff and Fabian Zimmermann. Is there a gender-based fragmentation of communication science? an investigation of the reasons for the apparent gender homophily in citations. *Scientometrics*, 112(2):1047–1063, Aug 2017. ISSN 1588-2861. doi: 10.1007/s11192-017-2392-0. URL <https://doi.org/10.1007/s11192-017-2392-0>.
- Ernesto Reuben, Paola Sapienza, and Luigi Zingales. How stereotypes impair women’s careers in science. *Proceedings of the National Academy of Sciences*, 111(12):4403–4408, 2014. ISSN 0027-8424. doi: 10.1073/pnas.1314788111. URL <https://www.pnas.org/content/111/12/4403>.
- Heather Sarsons. Recognition for group work: Gender differences in academia. *American Economic Review*, 107(5):141–45, May 2017. doi: 10.1257/aer.p20171126. URL <https://www.aeaweb.org/articles?id=10.1257/aer.p20171126>.
- Rong Su and James Rounds. All stem fields are not created equal: People and things interests explain gender disparities across stem fields. *Frontiers in Psychology*, 6:189, 2015. ISSN 1664-1078. doi: 10.3389/fpsyg.2015.00189. URL <https://www.frontiersin.org/article/10.3389/fpsyg.2015.00189>.
- Misha Teplitskiy, Daniel Acuna, Aïda Elamrani-Raoult, Konrad Körding, and James Evans. The sociology of scientific validity: How professional networks shape judgement in peer review. *Research Policy*, 47(9):1825–1841, 2018. ISSN 0048-7333. doi: <https://doi.org/10.1016/j.respol.2018.06.014>. URL <https://www.sciencedirect.com/science/article/pii/S0048733318301598>.
- Rob Thomson and Tamar Murachver. Predicting gender from electronic discourse. *British Journal of Social Psychology*, 40(2):193–208, 2001. doi: <https://doi.org/10.1348/014466601164812>. URL <https://bpspsychub.onlinelibrary.wiley.com/doi/abs/10.1348/014466601164812>.
- Rob Thomson, Tamar Murachver, and James Green. Where is the gender in gendered language? *Psychological Science*, 12(2):171–175, 2001. doi: 10.1111/1467-9280.00329. URL <https://doi.org/10.1111/1467-9280.00329>. PMID: 11340928.
- Andrew A. Toole, Michelle J. Saksena, Charles A. W. Degrazia, Katherine P. Black, Francesco Lissoni, Ernest Miguelez, and Gianluca Tarasconi. Progress and Potential: 2020 update on U.S. women inventor-patentees. Working Papers hal-03098153, HAL, January 2021. URL <https://ideas.repec.org/p/hal/wpaper/hal-03098153.html>.
- Alayo Tripp and Benjamin Munson. Perceiving gender while perceiving language: Integrating psycholinguistics and gender theory. *WIREs Cognitive Science*, n/a(n/a):e1583, 2021. doi: <https://doi.org/10.1002/wcs.1583>. URL <https://wires.onlinelibrary.wiley.com/doi/abs/10.1002/wcs.1583>.
- Romy van der Lee and Naomi Ellemers. Gender contributes to personal research funding success in the netherlands. *Proceedings of the National Academy of Sciences*, 112(40):12349–12353, 2015. ISSN 0027-8424. doi: 10.1073/pnas.1510159112. URL <https://www.pnas.org/content/112/40/12349>.
- Ralph Weischedel, Martha Palmer, Mitchell Marcus, Eduard Hovy, Sameer Pradhan, Lance Ramshaw, Nianwen Xue, Ann Taylor, Jeff Kaufman, Michelle Franchini, Mohammed El-Bachouti, Robert Belvin, and Ann Houston. OntoNotes Release 5.0 LDC2013T19. Web Download. Philadelphia: Linguistic Data Consortium, 2013.
- Ruth Wodak and Gertraud Benke. *Gender as a Sociolinguistic Variable: New Perspectives on Variation Studies*, chapter 8, pages 127–150. John Wiley & Sons, Ltd, 2017. ISBN 9781405166256. doi: <https://doi.org/10.1002/9781405166256.ch8>. URL <https://onlinelibrary.wiley.com/doi/abs/10.1002/9781405166256.ch8>.
- Perry Zurn, Danielle S. Bassett, and Nicole C. Rust. The citation diversity statement: A practice of transparency, a way of life. *Trends in Cognitive Sciences*, 24(9):669–672, 2020. ISSN 1364-6613. doi: <https://doi.org/10.1016/j.tics.2020.06.009>. URL <https://www.sciencedirect.com/science/article/pii/S1364661320301649>.

Figure 1: Distribution of papers and patents by year and by field. These panels represent data used in the analytical sample. Figure 5 in the Supplementary Materials shows the distribution of categories in the original Web of Science corpus, and Figure 6 in the Supplementary Materials shows the distribution of categories in the original PatentsView corpus.

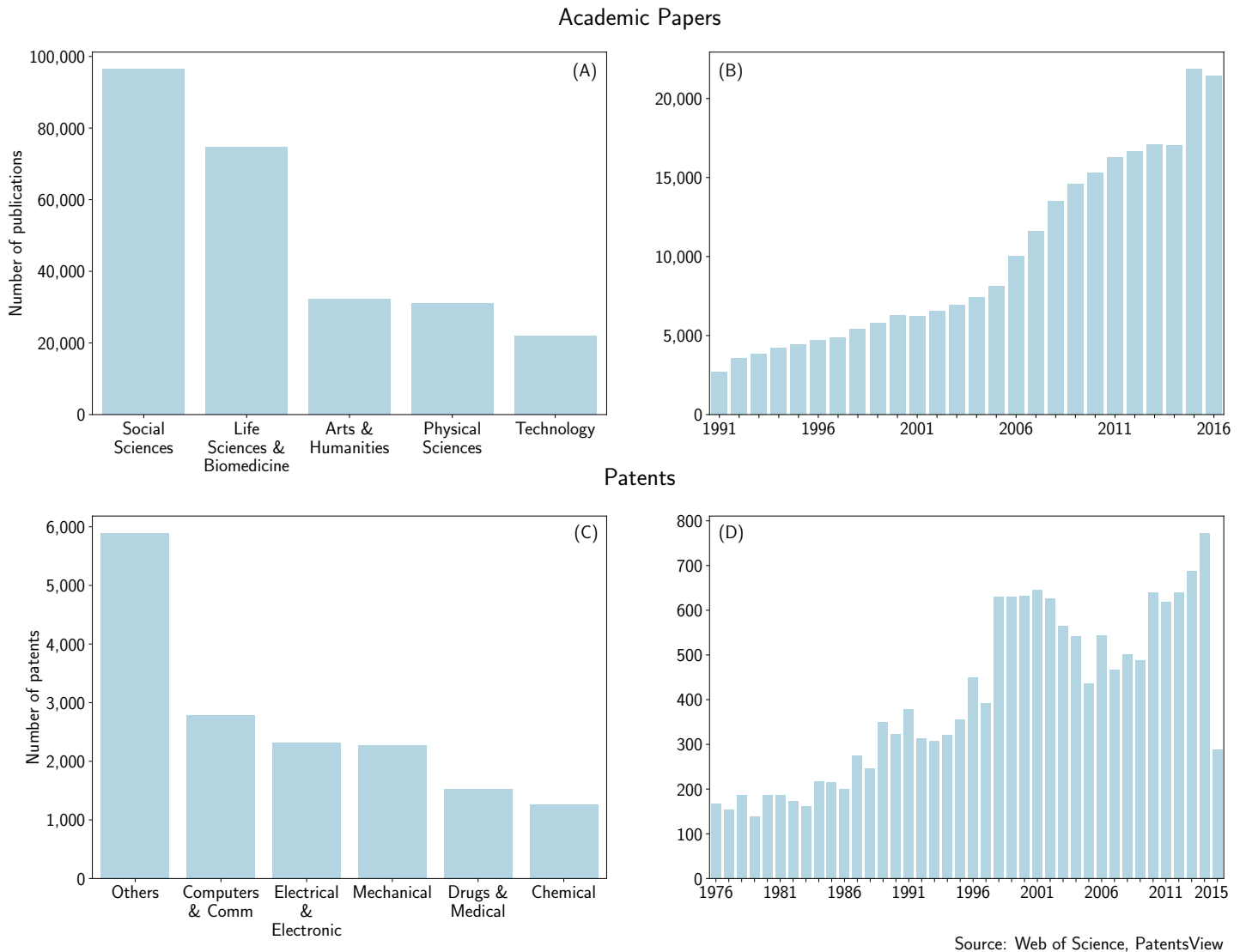


Table 1: Involved and informational linguistic features. Examples of “involved” features (pronouns, non-phrasal coordination, and questions) and “informational” features (determiners, verbs in past tense, and cardinal numbers) used in the analysis.

Involved	Informational
Pronouns (personal, possessive, wh-pronoun) <i>“it”, “theirs”, “whose”...</i>	Determiners (predeterminers, wh-determiner, determiners) <i>“both”, “a lot”, “which”, “the”, “this”...</i>
Non-phrasal coordination <i>“and”</i>	Verbs in past tense (verb, past tense; verb, past participle)
Questions <i>“?”</i>	Cardinal numbers

Table 2: Informational and involved feature breakdown in academic papers and patents. The data represents the academic paper and patent samples used in the analysis.

Academic papers									
Informational features									
	numbers			determiners			past tense		
	mean	STD	p-value	mean	STD	p-value	mean	STD	p-value
female	1.52	1.80	<0.01	9.93	3.07	<0.01	4.50	2.46	<0.01
male	1.54	1.83		10.14	3.08		4.45	2.40	
Involved features									
	questions			"and"			pronoun		
	mean	STD	p-value	mean	STD	p-value	mean	STD	p-value
female	0.03	0.19	0.13	3.16	1.49	<0.01	1.60	1.53	<0.01
male	0.03	0.19		2.94	1.47		1.58	1.51	

Patents									
Informational features									
	numbers			determiners			past tense		
	mean	STD	p-value	mean	STD	p-value	mean	STD	p-value
female	1.30	2.23	0.77	15.91	3.71	<0.01	4.39	2.09	<0.01
male	1.29	2.15		15.44	3.76		4.47	2.13	
Involved features									
	questions			"and"			pronoun		
	mean	STD	p-value	mean	STD	p-value	mean	STD	p-value
female	NA	NA	NA	2.75	1.50	<0.01	0.33	0.62	0.52
male	NA	NA		2.60	1.43		0.34	0.60	

Table 3: Distribution of involved and informational features in academic papers and patents. This table shows descriptive statistics regarding the presence of involved and informational features combined in the academic paper and patent samples used in the analysis.

Academic papers									
	Involved (normalized)			Informational (normalized)			Ratio (normalized)		
	mean	STD	p-value	mean	STD	p-value	mean	STD	p-value
female	4.78	2.14	<0.01	15.96	4.04	<0.01	0.33	0.21	<0.01
male	4.55	2.09		16.13	4.02		0.31	0.20	

Patents									
	Involved (normalized)			Informational (normalized)			Ratio (normalized)		
	mean	STD	p-value	mean	STD	p-value	mean	STD	p-value
female	3.08	1.60	<0.01	21.60	4.07	<0.01	0.15	0.10	0.01
male	2.94	1.53		21.20	4.09		0.15	0.13	

Figure 2: Writing samples. Excerpts from two academic paper abstracts, one written by a female author (1) and the other written by a male (2). Both papers were published in the same field (Business & Economics), in the same journal (*Financial Management Journal*), during the same time period (1990s). Blue represents informational features, orange represents involved features.

Female

Why do companies in the United Kingdom pay scrip (i.e., in stock) dividends? Are tax savings the sole motive for this option? If so, are all tax-loss companies offering this option? Or is this option driven by other motives, such as cash savings, signaling, and agency conflicts? In this study, I provide some insights into the motivation for scrip-dividend payment by comparing the operational performance and other characteristics of all companies that distributed scrip dividends with those of a control group of non-scrip-paying, but otherwise similar, firms.

Scrip dividends are offered by an increasing number of companies in the United Kingdom as an option whereby shareholders are able to choose between receiving dividends in cash or the equivalent in the form of shares (scrip). Companies stress tax savings when they offer this option because, unlike cash dividends, the scrip option is not subject to a payment of the advanced corporation tax (ACT).

I find that there are no significant differences in the scrip and non-scrip-paying firms' tax exposures. Compared to the control sample, firms that issue scrip dividends do not report a higher proportion of irrecoverable ACT in their accounts, nor do they generate a high proportion of their earnings overseas, earnings on which the ACT cannot be claimed. My results also show that this option is not driven by cash shortages, nor is it a substitute for external finance and/or a cut in cash dividends. However, I find that firms that pay scrip dividends are, on average, larger, and have high dividend yield, suggesting that the cash saved is substantial. However, these firms already have high cash-flow balances and low growth opportunities. The overall results suggest that firms in the UK do not appear to be making the optimal financial choice for their dividend policies.

Like stock dividends and dividend reinvestment plans in the US, scrip dividends provide both firm and shareholders with many benefits. Companies are able to retain cash without altering their payout policies or raising new funds in the capital markets; thus, companies that use this option can save on borrowing costs, underwriting fees, other issue costs, and avoid negative signals of new equity. At the same time, they provide their shareholders with the opportunity to increase their holdings without incurring any transaction costs. In addition, the UK institutional setting and relevant tax code provisions allow companies to derive tax benefits from this option. Unlike cash dividends, this option is not subject to ACT. This tax is first paid when a company declares cash dividends and is deducted from its corporation-tax liability nine months after the accounting year-end if dividends are paid from domestic earnings and if taxable profit is higher than gross cash dividends. If these two conditions are not met, surplus ACT is carried in the accounts and set off against preceding or immediately following periods. For companies with no previous or foreseeable future taxable profit, ACT is written off as a loss against reserves. Thus, companies with prospective ACT loss are more likely to pay scrip, rather than cash, dividends.

However, scrip dividends are not costless. Firms incur administrative costs in setting up and running the scheme, such as the costs of advertising the option, preparing and mailing the scrip-dividend prospectus, and printing and allocating the new shares. Moreover, scrip dividends impose costs on the firm's shareholders. This option is not offered to foreign investors. For some domestic investors, it is taxed differently from cash dividends. While the tax credit associated with cash dividends can be claimed by all investors, the tax credit on scrip dividends can only be claimed by tax-paying individual investors. Individuals who have reliefs and allowances in excess of their income, as well as corporate investors, forgo the tax credit when they opt for scrip dividends. Thus, corporate and nontaxable individual investors are likely to prefer cash dividends; individual shareholders taxed at a higher rate of income tax may opt for scrip dividends for which the firm issues additional shares. However, such additional shares could result in a dilution of control for shareholders who opt for cash dividends, and a loss in future dividend increases if scrip dividends limit the scope for such increases.

Why, then, do companies issue scrip dividends? One possibility is that individual tax-paying investors request this option from their companies, which suggests that companies are subject to monitoring by atomistic shareholders while large shareholders, such as corporate investors, are passive owners. I suggest a number of areas for further research that will assess the extent to which the granting of this option is driven by nonfinancial considerations.

Male

The rich variety of securities innovations in recent years continues to intrigue academicians and practitioners alike. The array of innovative securities includes a variety of equity-linked debt securities. On January 28, 1991, the Republic of Austria publicly offered \$100 million principal amount of a new equity-linked debt security called stock index growth notes ("SIGNs") in the United States. The SIGNs were scheduled to mature in approximately 5.5 years. They would make no payments of interest prior to maturity. If the value of the S&P 500 is below 336.69 on the maturity date, the holder will receive \$10, the initial offering price. If the value exceeds 336.69, the holder will get \$10 plus \$10 multiplied by the percentage appreciation in the S&P 500 above 336.69. SIGNs may thus be characterized as a package consisting of (i) a 5.5-year triple-A-rated zero coupon note plus (ii) a 5.5-year European call option, or warrant, on the S&P 500 with a strike price of 336.69.

The value of each SIGN can be expressed as the sum of (i) the value of the zero coupon bond component plus (ii) the value of the call option component plus (iii) the value resulting from interest on the SIGNs not being taxable until the maturity date plus (iv) the reduction, if any, in transaction costs vis-a-vis acquiring a comparable zero coupon bond and purchasing call options on the S&P 500 separately plus (v) the value, if any, attributable to creating an investment alternative that is not otherwise available to the investors who purchased the SIGNs.

On January 28, 1991, the Republic of Austria had outstanding an issue of zero coupon bonds maturing July 17, 1995, that was yielding 8.05% per annum semiannually compounded. Based on this yield, the zero coupon bond component of each SIGN was worth approximately \$6.48. The call option component, valued using the Black-Scholes model modified to account for dividend-paying stocks, was estimated to be \$2.30.

The value of the tax arbitrage created through the introduction of SIGNs equals the sum of (i) the tax benefit resulting from the investor's ability to defer income taxes on the amortization of the zero coupon bond component (\$0.11 per SIGN) plus (ii) the tax benefit resulting from the investor's ability to defer income taxes that would otherwise be incurred on the option component under the mark-to-market rules (\$0.09 per SIGN). The total value of the tax arbitrage is \$0.20 per SIGN, just two percent of the public offering price per SIGN.

I compared the relative transaction costs associated with (i) purchasing 1,000 SIGNs (\$0.02 per SIGN), and (ii) purchasing a Treasury strip with \$10,000 principal amount and a portfolio that replicates the call option component of each SIGN (\$0.16 per SIGN). The present-value after-tax transaction cost savings are thus roughly \$0.14 per SIGN.

The creation of a new security can benefit investors if it creates new risk-return combinations. Call options on the S&P 500 with a time to expiration of 5.5 years are not available on any of the options exchanges. An investor who wished to duplicate the return stream of the SIGNs could try to purchase a customized option in the over-the-counter market or employ a dynamic replication strategy. The SIGNs were sold in small denominations primarily to retail investors, who would not have had access to the over-the-counter market on account of the small transaction size. Dynamic replication would be prohibitively expensive for at least some retail investors because of transaction costs.

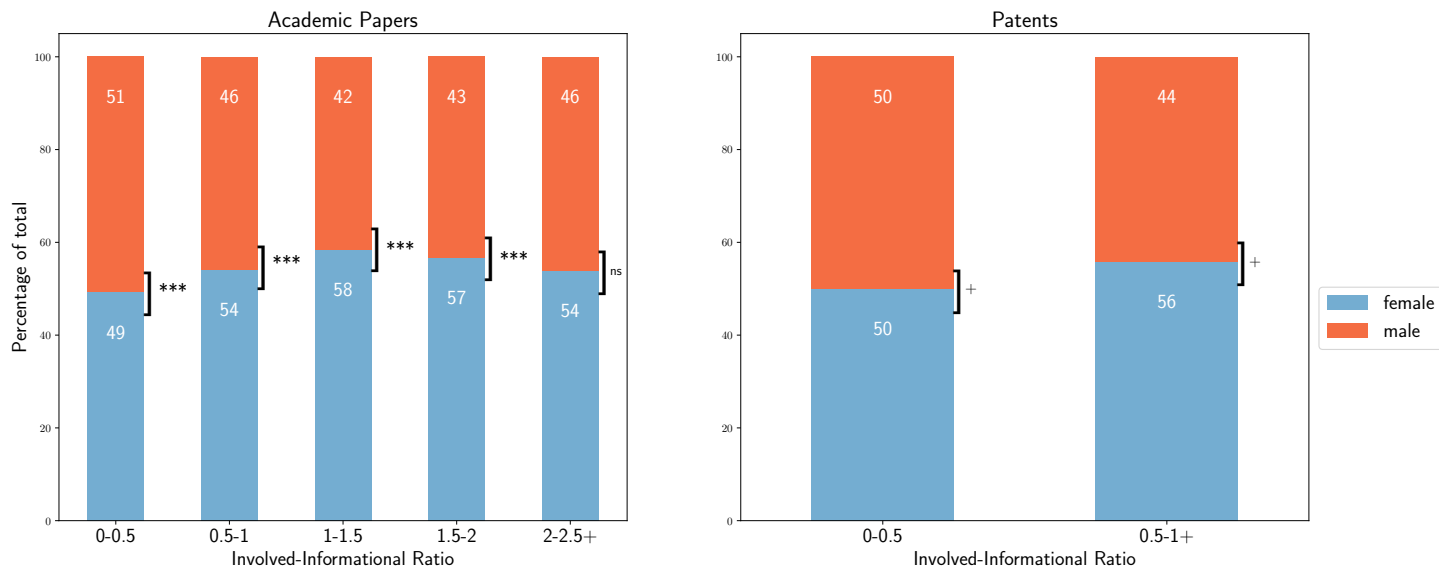
The SIGNs were sold to investors at a price of \$10.00. Based on the four estimated component values, the implied value attributable to creating a new investment alternative is \$0.88 per SIGN. However, this value also includes the effect of any mispricing that might have occurred. The predicted value of the SIGNs was 8.80% below the market price on January 28, 1991. At the end of February 1991, the predicted value was only 1.60% below the market price. At the end of March 1991, the predicted value was \$10.03, which slightly exceeded the \$10.00 market price. Thereafter, the predicted value and the market price approximate one another. This price behavior suggests that investors may have initially overvalued the SIGNs but that the mispricing was eliminated within roughly one to two months. It also suggests that the value of the innovation should be attributed primarily to the value of the tax arbitrage and to the reduction in after-tax transaction costs it made possible.

The Republic of Austria used approximately 30% of the \$9.50 net proceeds from the sale of the SIGNs issue to hedge its contingent S&P 500 liability, leaving proceeds net of hedging costs amounting to \$6.65. These net proceeds exceed the \$6.48 value of the bond component of each SIGN. The profit of \$0.17 per SIGN effectively reduced the Republic of Austria's cost of issuing 5.5-year zero coupon debt to 7.50%, resulting in a savings of 49 basis points per annum.

Involved

Informational

Figure 3: Distribution of academic paper and patent abstracts by gender and by Involved-Informational Ratio. Number of academic papers/patents by Involved-Informational Ratio bins by gender, as percentage of total.



Source: Web of Science, PatentsView

Table 4: Involved-Informational Ratio, involved rate, and informational rate for female and male authors. Regression results for predicted outcomes if author is female, with the following dependent variables: Involved-Informational Ratio, involved rate, informational rate. These results represent data across all fields. Detailed regression results by each field are presented in S4 section of the Supplementary Materials.

	DV: Inv.-Inf. Ratio		DV: Involved rate		DV: Informational rate	
	(1)	(2)	(3)	(4)	(5)	(6)
Author is female (1 = Yes)	0.02*** (0.00)	0.02*** (0.00)	0.23*** (0.01)	0.23*** (0.01)	-0.18*** (0.01)	-0.18*** (0.01)
Constant	0.31*** (0.00)	0.14*** (0.01)	4.55*** (0.00)	2.70*** (0.15)	16.13*** (0.01)	19.90*** (0.29)
Field fixed effects	No	Yes	No	Yes	No	Yes
Year fixed effects	No	Yes	No	Yes	No	Yes
N	512520	512520	512520	512520	512520	512520
r ²	0.0025	0.1271	0.0030	0.1692	0.0005	0.0991

*** $p < 0.001$; ** $p < 0.01$; * $p < 0.05$

Table 5: Involved-Informational Ratio, involved rate, and informational rate for female and male inventors. Regression results for predicted outcomes if an inventor or patent lawyer is female, with the following dependent variables: Involved-Informational Ratio, involved rate, informational rate. These results represent data across all patent categories. Detailed regression results by each patent category are presented in S5 section of the Supplementary Materials.

	DV: Inv.-Inf. Ratio		DV: Involved rate		DV: Informational rate	
	(1)	(2)	(3)	(4)	(5)	(6)
Inventor is female (1 = Yes)	0.00** (0.00)	0.00** (0.00)	0.14*** (0.02)	0.14*** (0.02)	0.42*** (0.05)	0.41*** (0.04)
Lawyer is female (1 = Yes)	0.02*** (0.00)	0.01** (0.00)	0.02 (0.03)	0.02 (0.04)	-1.21*** (0.09)	-0.62*** (0.09)
Constant	0.15*** (0.00)	0.21*** (0.02)	2.94*** (0.01)	3.15*** (0.21)	21.27*** (0.03)	17.54*** (0.52)
Field fixed effects	No	Yes	No	Yes	No	Yes
Year fixed effects	No	Yes	No	Yes	No	Yes
N	32106	32106	32106	32106	32106	32106
r ²	0.0013	0.0297	0.0021	0.0219	0.0080	0.0989

*** $p < 0.001$; ** $p < 0.01$; * $p < 0.05$

Table 6: Involved and informational rates for female and male authors by citation patterns. Regression results for predicted outcomes if author is female, with the following dependent variables: rate of citations from papers with a female, male first author and with a female, male last author. These results represent data across all fields.

	(1) DV: Rate of citations from papers with a female first author	(2) DV: Rate of citations from papers with a male first author	(3) DV: Rate of citations from papers with a female last author	(4) DV: Rate of citations from papers with a male last author
Involved rate	0.25*** (0.02)	-0.18*** (0.02)	0.29*** (0.02)	-0.30*** (0.02)
Informational rate	-0.08*** (0.01)	0.03** (0.01)	-0.06*** (0.01)	-0.01 (0.01)
Author is female (1 = Yes)	4.33*** (0.07)	-4.33*** (0.08)	3.57*** (0.07)	-3.64*** (0.08)
Paper is cited 0 times (1 = Yes)	-29.11*** (0.08)	-51.19*** (0.08)	-25.80*** (0.08)	-55.35*** (0.08)
Constant	27.16*** (0.20)	53.38*** (0.22)	23.12*** (0.19)	59.00*** (0.22)
Field fixed effects	Yes	Yes	Yes	Yes
Year fixed effects	Yes	Yes	Yes	Yes
N	512520	512520	512520	512520
r ²	0.3084	0.4720	0.2748	0.5244

Notes: Robust standard errors are shown in parentheses; p-values correspond to two-tailed tests.

*p<0.1; **p<0.05; ***p<0.01

Table 7: Involved and informational rates for female and male inventors by citation patterns. Regression results for predicted outcomes if inventor or patent lawyer is female, with the following dependent variables: rate of citations from papers with a female, male first author and with a female, male last author. These results represent data across all fields.

	(1) DV: Rate of citations from patents with a female first inventor	(2) DV: Rate of citations from patents with a male first inventor	(3) DV: Rate of citations from patents with a female last inventor	(4) DV: Rate of citations from patents with a male last inventor
Involved rate	0.02 (0.05)	0.20+ (0.11)	0.04 (0.05)	0.12 (0.11)
Informational rate	-0.07*** (0.02)	0.04 (0.04)	-0.07*** (0.02)	0.04 (0.04)
Inventor is female (1 = Yes)	2.78*** (0.16)	-3.09*** (0.34)	2.75*** (0.16)	-3.20*** (0.34)
Lawyer is female (1 = Yes)	0.31 (0.33)	0.21 (0.69)	0.03 (0.33)	0.50 (0.68)
Patent is cited 0 times (1 = Yes)	-5.02*** (0.13)	-41.99*** (0.29)	-5.52*** (0.14)	-41.42*** (0.29)
Constant	5.13*** (0.48)	42.39*** (1.09)	5.41*** (0.50)	42.25*** (1.08)
Field fixed effects	Yes	Yes	Yes	Yes
Year fixed effects	Yes	Yes	Yes	Yes
N	32106	32106	32106	32106
r2	0.0589	0.2963	0.0575	0.2964

Notes: Robust standard errors are shown in parentheses; p-values correspond to two-tailed tests.

*p<0.1; **p<0.05; ***p<0.01

Supplementary Materials

Figure 4: Identification of the analytical sample

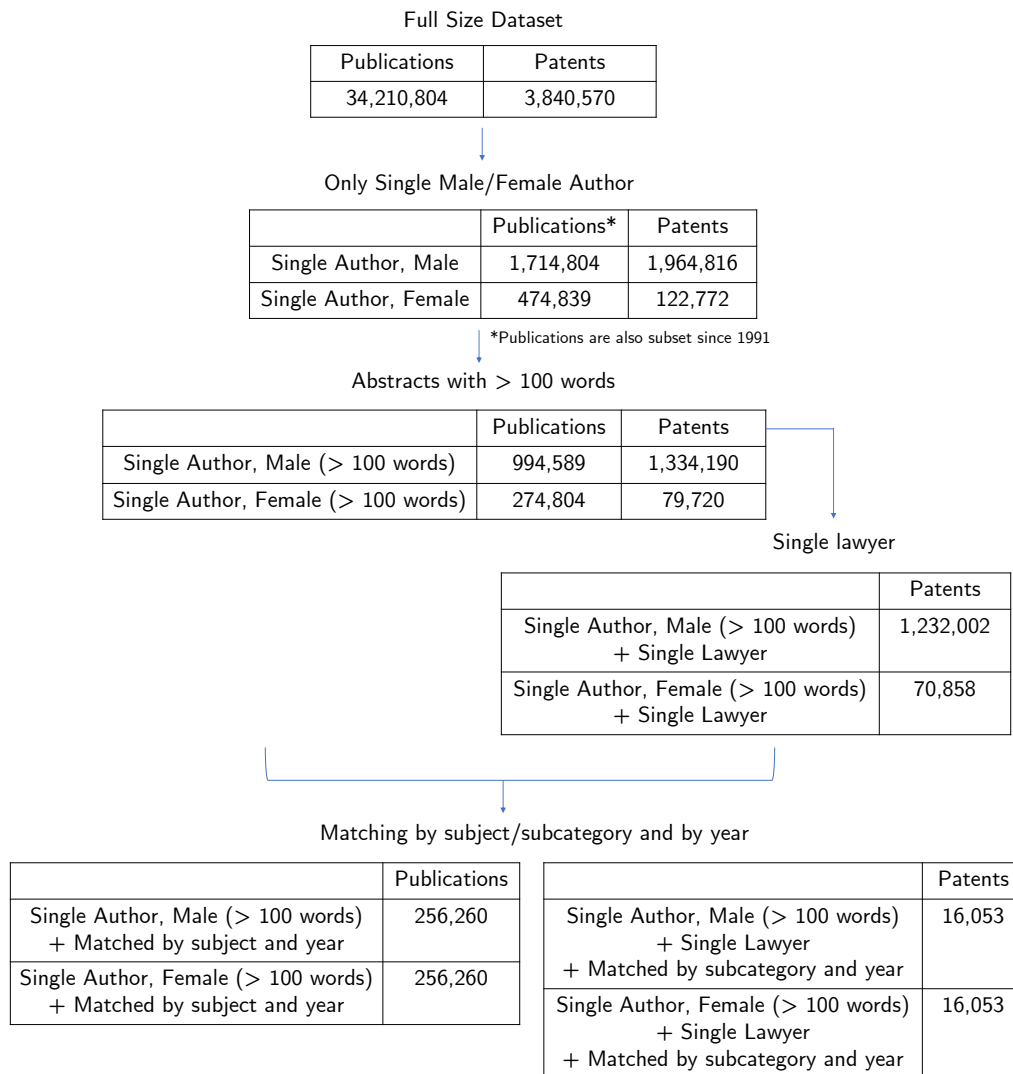
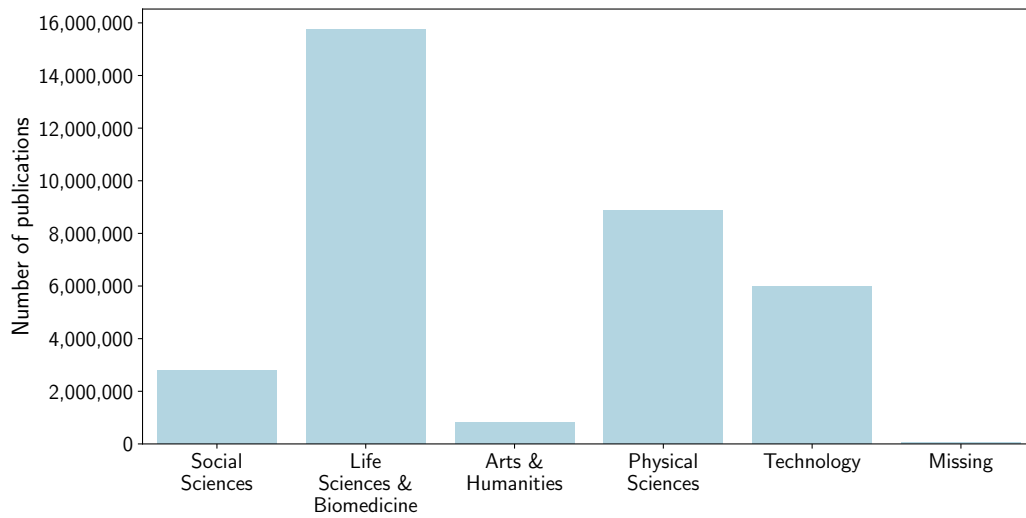
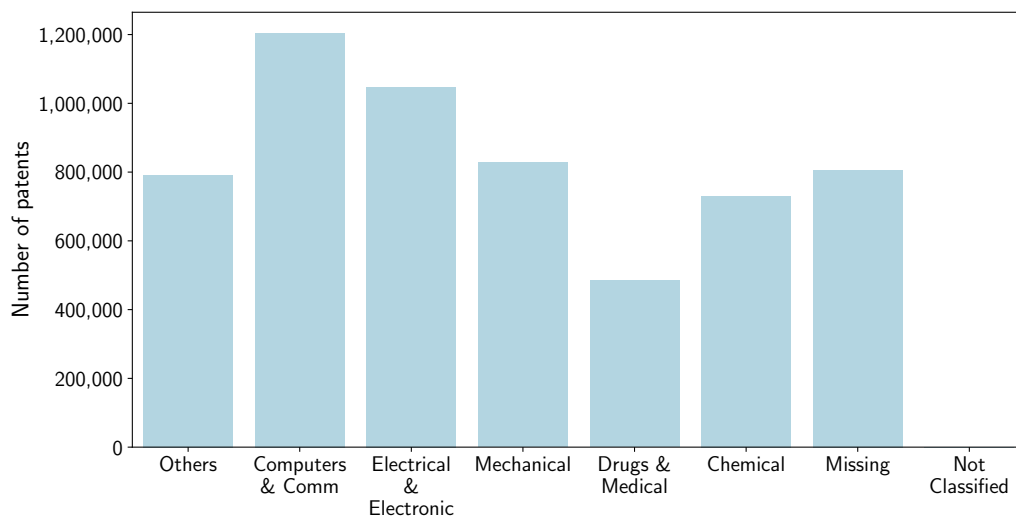


Figure 5: Distribution of papers included in the full WoS data by field



Source: Web of Science

Figure 6: Distribution of patents included in the full PatentsView data by category



Source: PatentsView

S1. Gender coding

In this appendix, we describe our procedure for coding the gender of paper authors and patent inventors and lawyers. For papers, we coded author gender based on author first and (when available) middle names, as reported in Web of Science, using the genderize.io application programming interface (API). While similar approaches have been widely used in prior work, we recognize that author names offer only an imperfect proxy for gender, and this limitation should be kept in mind when interpreting the results of our study. Given a name, the genderize.io API returns the most likely gender and an associated probability score. The genderize.io API makes gender suggestions based on worldwide data from hundreds of millions of social media profiles; as such, the service makes a significant improvement over prior approaches, which are typically based on records from the United States Social Security Administration or similar government entities, and that therefore perform poorly on international samples. For our study, we used a probability cutoff of 0.9 for assigning gender; gender suggestions below that level were set to “unknown” and excluded from the study. When possible, we assigned gender by looking across the academic papers of an author. For example, if the same author had published one paper under the name “J. Smith” and the other under the name “John Smith”, we would assign the gender of the author as “male” in both cases, using the name from the latter paper to propagate a gender to the second.

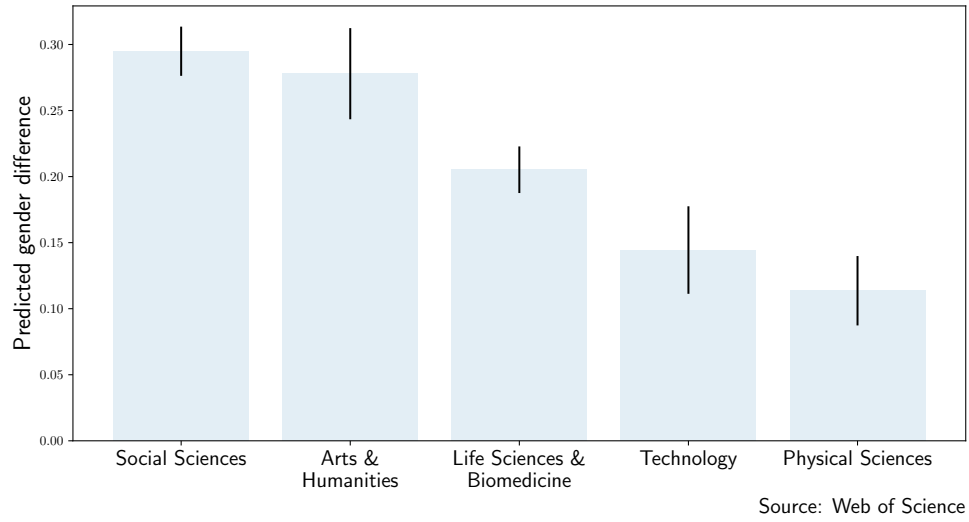
For patents, we assign inventor gender by using the coding provided by the United States Patent and Trademark Office, via its Patents View database. Similar to our approach for papers, the Patents View database assigns gender based on inventor names. Details on the algorithm are given in (Toole et al., 2021). Patents View does not assign gender to patent attorneys. Therefore, we assigned gender ourselves, using an approach analogous to the one described above for papers.

S2. Linguistic feature construction

Linguistic features are computed using spaCy library in Python (Honnibal and Montani, 2017). Tags in spaCy are based on OntoNotes 5 version of the Penn Treebank tag set (Weischedel et al., 2013).

Tag	Source	Description	Feature	Dimension
CD	spaCy	Cardinal number	Number	Informational
PDT WDT DT	spaCy	Predeterminer (e.g. both, etc.) Wh-determiner (e.g. which, etc.) Determiner	Determiner	Informational
VBD VBN	spaCy	Verb, past tense Verb, past participle	Past tense	Informational
PRP PRP\$ WP WP\$	spaCy	Personal pronoun Possessive pronoun Wh-pronoun Possessive wh-pronoun	Pronoun	Involved
AND	string match	Connector “and”	Connector	Involved
?	string match	Question mark	Question	Involved

S3. Gender differences by field in academic papers. The regression coefficients (predicted gender differences) are derived from Table 4. The x-axis represents Web of Science subject categories (fields).



S4. Gender differences in writing style by field for academic papers (full regression results). Regression models in this table replicate those of Table 4, but separately by WoS research area. *** $p < 0.001$; ** $p < 0.01$; * $p < 0.05$

Physical Sciences						
	DV: Inv.-Inf. Ratio (1)	DV: Inv.-Inf. Ratio (2)	DV: Involved rate (3)	DV: Involved rate (4)	DV: Informational rate (5)	DV: Informational rate (6)
Author is female (1 = Yes)	0.0049*** (0.0012)	0.0046*** (0.0011)	0.1170*** (0.0136)	0.1136*** (0.0134)	0.2085*** (0.0311)	0.2145*** (0.0303)
Constant	0.2314*** (0.0008)	0.1668** (0.0540)	3.6371*** (0.0096)	3.2202*** (0.6325)	17.1514*** (0.0220)	19.0286*** (1.4339)
Field fixed effects	No	Yes	No	Yes	No	Yes
Year fixed effects	No	Yes	No	Yes	No	Yes
N	62358	62358	62358	62358	62358	62358
r ²	0.0003	0.0544	0.0012	0.0484	0.0007	0.0576
Technology						
	DV: Inv.-Inf. Ratio (1)	DV: Inv.-Inf. Ratio (2)	DV: Involved rate (3)	DV: Involved rate (4)	DV: Informational rate (5)	DV: Informational rate (6)
Author is female (1 = Yes)	0.0096*** (0.0016)	0.0101*** (0.0015)	0.1404*** (0.0179)	0.1444*** (0.0169)	0.0162 (0.0384)	0.0018 (0.0371)
Constant	0.2491*** (0.0011)	0.1602*** (0.0134)	3.8901*** (0.0127)	2.8286*** (0.1478)	17.3202*** (0.0272)	19.2278*** (0.3239)
Field fixed effects	No	Yes	No	Yes	No	Yes
Year fixed effects	No	Yes	No	Yes	No	Yes
N	43675	43675	43675	43675	43675	43675
r ²	0.0008	0.1160	0.0014	0.1176	0.0000	0.0811
Life Sciences & Biomedicine						
	DV: Inv.-Inf. Ratio (1)	DV: Inv.-Inf. Ratio (2)	DV: Involved rate (3)	DV: Involved rate (4)	DV: Informational rate (5)	DV: Informational rate (6)
Author is female (1 = Yes)	0.0185*** (0.0010)	0.0186*** (0.0010)	0.2046*** (0.0096)	0.2052*** (0.0090)	-0.1583*** (0.0220)	-0.1571*** (0.0211)
Constant	0.2893*** (0.0007)	0.1160*** (0.0134)	4.1138*** (0.0068)	2.2907*** (0.1259)	15.9629*** (0.0156)	19.3331*** (0.2943)
Field fixed effects	No	Yes	No	Yes	No	Yes
Year fixed effects	No	Yes	No	Yes	No	Yes
N	149541	149541	149541	149541	149541	149541
r ²	0.0023	0.1007	0.0030	0.1230	0.0003	0.0892
Arts & Humanities						
	DV: Inv.-Inf. Ratio (1)	DV: Inv.-Inf. Ratio (2)	DV: Involved rate (3)	DV: Involved rate (4)	DV: Informational rate (5)	DV: Informational rate (6)
Author is female (1 = Yes)	0.0275*** (0.0018)	0.0276*** (0.0017)	0.2787*** (0.0177)	0.2779*** (0.0176)	-0.3846*** (0.0302)	-0.3874*** (0.0285)
Constant	0.3860*** (0.0013)	0.3551*** (0.0835)	5.7840*** (0.0125)	4.3604*** (0.8482)	16.4391*** (0.0214)	14.6273*** (1.3787)
Field fixed effects	No	Yes	No	Yes	No	Yes
Year fixed effects	No	Yes	No	Yes	No	Yes
N	64317	64317	64317	64317	64317	64317
r ²	0.0037	0.0556	0.0038	0.0232	0.0025	0.1148
Social Sciences						
	DV: Inv.-Inf. Ratio (1)	DV: Inv.-Inf. Ratio (2)	DV: Involved rate (3)	DV: Involved rate (4)	DV: Informational rate (5)	DV: Informational rate (6)
Author is female (1 = Yes)	0.0283*** (0.0010)	0.0282*** (0.0010)	0.2959*** (0.0097)	0.2949*** (0.0095)	-0.2911*** (0.0173)	-0.2899*** (0.0169)
Constant	0.3482*** (0.0007)	0.2189*** (0.0530)	4.9205*** (0.0069)	3.2420*** (0.5159)	15.5635*** (0.0122)	16.0783*** (0.9211)
Field fixed effects	No	Yes	No	Yes	No	Yes
Year fixed effects	No	Yes	No	Yes	No	Yes
N	192629	192629	192629	192629	192629	192629
r ²	0.0042	0.0453	0.0048	0.0587	0.0015	0.0499

S5. Gender differences in writing style by field for patents (full regression results). Regression models in this table replicate those of Table 5, but separately by NBER category. *** $p < 0.001$; ** $p < 0.01$; * $p < 0.05$

Computers & Comm						
	DV: Inv.-Inf. (1)	Ratio (2)	DV: Involved rate		DV: Informational rate	
			(3)	(4)	(5)	(6)
Inventor is female (1 = Yes)	0.0004 (0.0026)	0.0004 (0.0026)	0.0578 (0.0412)	0.0578 (0.0411)	0.3038** (0.1064)	0.3034** (0.1054)
Lawyer is female (1 = Yes)	0.0102* (0.0051)	0.0093 (0.0051)	0.0373 (0.0799)	0.0356 (0.0802)	-0.7366*** (0.2065)	-0.6249** (0.2057)
Constant	0.1363*** (0.0019)	0.1314*** (0.0178)	2.6626*** (0.0296)	2.6891*** (0.2812)	20.9118*** (0.0766)	20.9487*** (0.7211)
Field fixed effects	No	Yes	No	Yes	No	Yes
Year fixed effects	No	Yes	No	Yes	No	Yes
N	5580	5580	5580	5580	5580	5580
r ²	0.0007	0.0156	0.0004	0.0121	0.0037	0.0311
Electrical & Electronic						
	DV: Inv.-Inf. (1)	Ratio (2)	DV: Involved rate		DV: Informational rate	
			(3)	(4)	(5)	(6)
Inventor is female (1 = Yes)	0.0076** (0.0026)	0.0076** (0.0026)	0.2715*** (0.0436)	0.2716*** (0.0435)	0.8669*** (0.1176)	0.8668*** (0.1156)
Lawyer is female (1 = Yes)	0.0053 (0.0054)	0.0048 (0.0054)	0.0183 (0.0910)	0.0034 (0.0914)	-0.6147* (0.2455)	-0.5997* (0.2431)
Constant	0.1340*** (0.0018)	0.1366*** (0.0120)	2.7003*** (0.0312)	2.9902*** (0.2046)	21.2449*** (0.0843)	22.2131*** (0.5441)
Field fixed effects	No	Yes	No	Yes	No	Yes
Year fixed effects	No	Yes	No	Yes	No	Yes
N	4632	4632	4632	4632	4632	4632
r ²	0.0021	0.0186	0.0083	0.0235	0.0128	0.0558
Mechanical						
	DV: Inv.-Inf. (1)	Ratio (2)	DV: Involved rate		DV: Informational rate	
			(3)	(4)	(5)	(6)
Inventor is female (1 = Yes)	-0.0012 (0.0025)	-0.0012 (0.0025)	0.1130* (0.0456)	0.1129* (0.0454)	0.9326*** (0.1149)	0.9312*** (0.1133)
Lawyer is female (1 = Yes)	0.0104 (0.0057)	0.0100 (0.0057)	0.0477 (0.1033)	0.0711 (0.1042)	-1.1050*** (0.2603)	-0.8692*** (0.2601)
Constant	0.1445*** (0.0018)	0.1516*** (0.0100)	2.9765*** (0.0326)	3.2065*** (0.1816)	21.5424*** (0.0822)	22.2138*** (0.4531)
Field fixed effects	No	Yes	No	Yes	No	Yes
Year fixed effects	No	Yes	No	Yes	No	Yes
N	4536	4536	4536	4536	4536	4536
r ²	0.0008	0.0129	0.0014	0.0195	0.0180	0.0552
Drugs & Medical						
	DV: Inv.-Inf. (1)	Ratio (2)	DV: Involved rate		DV: Informational rate	
			(3)	(4)	(5)	(6)
Inventor is female (1 = Yes)	0.0034 (0.0069)	0.0040 (0.0068)	0.1690** (0.0588)	0.1702** (0.0583)	0.0993 (0.1651)	0.0615 (0.1464)
Lawyer is female (1 = Yes)	0.0333** (0.0112)	0.0047 (0.0117)	0.1021 (0.0950)	0.0420 (0.0995)	-2.0064*** (0.2667)	-0.2036 (0.2495)
Constant	0.1689*** (0.0050)	0.2024** (0.0775)	3.0063*** (0.0426)	3.2853*** (0.6605)	20.3865*** (0.1195)	18.1602*** (1.6570)
Field fixed effects	No	Yes	No	Yes	No	Yes
Year fixed effects	No	Yes	No	Yes	No	Yes
N	3056	3056	3056	3056	3056	3056
r ²	0.0030	0.0405	0.0031	0.0332	0.0182	0.2395

S5 (continued). Gender differences in writing style by field for patents (full regression results). Regression models in this table replicate those of Table 5, but separately by NBER category. *** $p < 0.001$; ** $p < 0.01$; * $p < 0.05$

Chemical						
	DV: Inv.-Inf. (1)	Ratio (2)	DV: Involved rate (3)	DV: Involved rate (4)	DV: Informational rate (5)	DV: Informational rate (6)
Inventor is female (1 = Yes)	-0.0004 (0.0070)	-0.0004 (0.0069)	0.0743 (0.0607)	0.0739 (0.0607)	-0.0344 (0.1777)	-0.0371 (0.1660)
Lawyer is female (1 = Yes)	0.0125 (0.0118)	0.0101 (0.0118)	-0.0121 (0.1017)	0.0143 (0.1036)	-1.4362*** (0.2974)	-1.2652*** (0.2831)
Constant	0.1725*** (0.0051)	0.2024*** (0.0379)	3.0471*** (0.0439)	2.8248*** (0.3318)	19.8252*** (0.1285)	16.3100*** (0.9070)
Field fixed effects	No	Yes	No	Yes	No	Yes
Year fixed effects	No	Yes	No	Yes	No	Yes
N	2524	2524	2524	2524	2524	2524
r ²	0.0004	0.0464	0.0006	0.0185	0.0092	0.1501
Others						
	DV: Inv.-Inf. (1)	Ratio (2)	DV: Involved rate (3)	DV: Involved rate (4)	DV: Informational rate (5)	DV: Informational rate (6)
Inventor is female (1 = Yes)	0.0056*** (0.0017)	0.0056*** (0.0017)	0.1542*** (0.0293)	0.1537*** (0.0293)	0.2651*** (0.0699)	0.2603*** (0.0691)
Lawyer is female (1 = Yes)	0.0084* (0.0036)	0.0079* (0.0037)	-0.0074 (0.0623)	0.0198 (0.0630)	-0.7232*** (0.1487)	-0.4835** (0.1487)
Constant	0.1495*** (0.0012)	0.1559*** (0.0085)	3.1071*** (0.0209)	3.1456*** (0.1451)	21.8632*** (0.0499)	21.8371*** (0.3427)
Field fixed effects	No	Yes	No	Yes	No	Yes
Year fixed effects	No	Yes	No	Yes	No	Yes
N	11778	11778	11778	11778	11778	11778
r ²	0.0014	0.0065	0.0024	0.0087	0.0031	0.0312