

# EvTL: A Temporal Logic for the Transient Analysis of Cyber-Physical Systems

Valentina Castiglioni      Michele Loreti      Simone Tini

## Abstract

The behaviour of systems characterised by a closed interaction of software components with the environment is inevitably subject to perturbations and uncertainties. In this paper we propose a general framework for the specification and verification of requirements on the behaviour of these systems. We introduce the *Evolution Temporal Logic (EvTL)*, a stochastic extension of STL allowing us to specify properties of the probability distributions describing the transient behaviour of systems, and to include the presence of uncertainties in the specification. We equip EvTL with a robustness semantics and we prove it sound and complete with respect to the semantics induced by the *evolution metric*, i.e., a hemimetric expressing how well a system is fulfilling its tasks with respect to another one. Finally, we develop a *statistical model checking algorithm* for EvTL specifications. As an example of an application of our framework, we consider a three-tanks laboratory experiment.

## 1 Introduction

Cyber-physical systems [35], IoT systems [22] and smart devices are characterised by software applications that must be able to deal with *highly changing operational conditions*, henceforth referred to as the *environment*. Examples of these applications are the software components of unmanned vehicles, controllers, (on-line) service applications, the devices in a smart house, etc. In these contexts, the *behaviour* of a system is the result of the *interplay of the devices, or software components, with their environment*.

The main challenge in the analysis and verification of these systems is then the dynamical and, sometimes, unpredictable behaviour of the environment. The highly dynamic behaviour of physical processes can only be approximated in order to become computationally tractable and can constitute a safety hazard for the devices in the system (like, e.g., an unexpected gust of wind for a drone that is autonomously setting its trajectory to avoid obstacles); some devices may appear, disappear, or become temporarily unavailable; faults or conflicts may occur (like, e.g., in a smart home the application responsible for the ventilation of a room may open a window in

conflict with the one that has to limit the noise level); sensors may introduce measurement errors; etc. Introducing *uncertainties* and *approximations* in these systems is therefore inevitable to achieve some degree of system robustness.

Clearly, this uncertain, stochastic, behaviour needs to be taken into account in the specification, and the consequent verification, of requirements over systems.

*The main objective of this paper is then to provide a general framework to model and check properties of systems running under uncertainties.*

## **The evolution sequence.**

Our starting point is the observation that the behaviour of the systems we study can be modelled in a purely *data-driven* fashion: while the environmental conditions are (partially) available to the software components as a set of data (for instance collected by sensors), the latter ones can in turn use data (for instance communicated through actuators) to (partially) control the environment and fulfil their tasks. Hence, it is natural to adopt the (discrete time) model of [12] and represent the software-environment interplay in terms of the changes they induce on a set of application-relevant data, henceforth referred to as the *data space*. Let us call *data state* the description of the current state of the data space. Following [12], at each step, both the software component and the environment induce some changes on the data state, providing thus a new data state at the next step. This is an abstraction: in concrete, the application operates at a given frequency, thus changing the values in the data state at each time tick, while the environment modifies continuously these values between two ticks. We focus on the sum of the effects of the actions of both components. However, changes on data are subject to the presence of uncertainties, meaning that it is not always possible to determine exactly the values assumed by data at the next step. Therefore, we represent the changes induced at each step as a *probability measure* on the attainable data states. For instance, we can assume the computation steps of the system to be determined by a *Markov kernel*. The behaviour of the system is then entirely expressed by its *evolution sequence*, i.e., the sequence of probability measures over the data states obtained at each step. We remark that the evolution sequence of a system takes into account the effect of perturbations and uncertainties at each time step. Therefore, by expressing requirements on the evolution sequence of a system we are able to verify the overall behaviour, as well as properties of the step-by-step behaviour.

## A novel temporal logic.

In the literature, *quantitative extensions of model checking* have been proposed, like *stochastic* (or *probabilistic*) model checking [5, 6, 25, 26], and *statistical model checking* [10, 18, 39, 40, 48]. These techniques rely either on a full specification of the system to be checked, or on the possibility of simulating the system by means of a Markovian model or Bayesian inference on samples. Then, quantitative model checking is based on a specification of requirements in a *probabilistic temporal logic*, such as PCTL [19], CSL [3, 4], probabilistic variants of LTL [33], etc. Similarly, if Runtime Verification [7] is preferred to off-line verification, probabilistic variants of MTL [24] and STL [28] were proposed [38, 43]. In the quantitative setting, uncertainties are usually dealt with in temporal logics by imposing *probabilistic guarantees on a given property* to be satisfied: All the aforementioned logics provide a quantitative construct of the form  $\varphi_{\bowtie p}$  where  $\varphi$  is a formula (the property),  $p \in [0, 1]$  is a threshold (the probabilistic guarantee), and  $\bowtie \in \{<, \leq, \geq, >\}$ . A system  $\mathbf{s}$  satisfies  $\varphi_{\bowtie p}$  if the total probability mass of the runs of  $\mathbf{s}$  satisfying  $\varphi$  is  $\bowtie p$ .

This approach is natural and has found several applications, like establishing formal guarantees on reachability. However, *it does not allow us to analyse the properties of the distributions describing the transient behaviour of the system*. To specify complex system requirements, under uncertainties, we need to be able to characterise the distribution on data at a given time. For instance, in the probabilistic risk assessment analysis of the decommissioning of a nuclear power plant, one of the main concerns is related to the likelihood of the deflagration of hydrogen [30]. In detail, the objective there is to estimate the probability of an overpressurization failure of the reactor building given hydrogen deflagration. This estimation follows from the *comparison of the probability distribution of the pressure generated by the deflagration with the probability distribution of the pressure resistance of the reactor building*. Informally, the area of the overlapping region between the two curves gives the desired estimation of the failure probability. We remark that classic temporal logics, like PCTL, would allow us to verify whether the probability that the pressure generated by the deflagration (or, respectively, the probability of the pressure resistance) is within a given interval. However, they do not allow us to verify, in practice, whether the values of such pressure (or, respectively, resistance) are distributed according to a specific distribution. In the situation described above, this disparity is crucial, since the risk assessment can only be carried out with that information.

To capture this kind of properties, we introduce the *Evolution Temporal Logic (EvTL)* as a probabilistic variant of STL characterised by the use of stochastic signals: the probabilistic operator  $\varphi_{\bowtie p}$  is replaced by atomic propositions being probability measures over data states. Intuitively, by modelling the evolution in time of the probability measures over data, we

can gain useful information on the behaviour of the system, including its transient behaviour, and we can also express the presence of uncertainties explicitly in the formulae.

### EvTL robustness.

We equip EvTL with a real-valued semantics expressing the *robustness* of the satisfaction of EvTL specifications. The *robustness* of a system  $\mathbf{s}$  with respect to a formula  $\varphi$  is expressed as a real number  $\llbracket \varphi \rrbracket_{\mathbf{s}} \in [-1, 1]$ : if it is positive,  $\mathbf{s}$  satisfies  $\varphi$ . In detail,  $\llbracket \varphi \rrbracket_{\mathbf{s}}$  describes how much the behaviour of  $\mathbf{s}$  has to be modified in order to violate (or satisfy)  $\varphi$ . We can then interpret  $\llbracket \varphi \rrbracket_{\mathbf{s}}$  as an indicator of *how well*  $\mathbf{s}$  behaves with respect to the requirement  $\varphi$ . Hence, the challenge is to properly formalise “*how well*”.

To this end, we use the *evolution metric* of [12], a (time-dependent) hemimetric on the evolution sequences of systems based on a *hemimetric on data states* and the *Wasserstein metric* [45]. The former is defined in terms of a *penalty function* allowing us to compare two data states only on the base of the objectives of the system. The latter lifts the hemimetric on data states to a hemimetric on probability measures on data states. We then obtain a hemimetric on evolution sequences as the maximum of the Wasserstein distances over time. The reason to opt for a hemimetric, instead of a more standard (pseudo)metric, is that it allows us to compare the *relative behaviour* of two systems and thus to express whether one system is *better than* the other. We use the evolution metric to define the robustness of systems with respect to EvTL formulae. As atomic propositions are probability measures over data states, by means of the evolution metric we can directly compare them to the probability measures in the evolution sequences of systems. In this way, we obtain useful information on the differences in the behaviour of two systems from the comparison of their robustness. In particular, we prove the robustness to be *sound* and *complete* with respect to our metric semantics: whenever the robustness of  $\mathbf{s}_1$  with respect to a formula  $\varphi$  is greater than the distance between  $\mathbf{s}_1$  and  $\mathbf{s}_2$ , then we can conclude that the robustness of  $\mathbf{s}_2$  with respect to  $\varphi$  is positive.

Finally, we provide a *statistical model checking algorithm* for the verification of EvTL specifications, consisting of three components: 1. A simulation procedure for the evolution sequence of a system. 2. An algorithm, based on statistical inference, for the evaluation of the Wasserstein distance over probability measures. 3. A procedure that computes the robustness with respect to a formula  $\varphi$ , by inspecting its syntax.

In order to show how our techniques can be applied, we consider a very classical problem, namely the  $n$ -tanks experiment. Several variants (with different number of tanks) of this problem have been widely used in control program education (see, among the others, [1, 20, 34, 49]). Moreover, some recently proposed cyber-physical security testbeds, like *SWaT* [2, 29], can

be considered as an evolution of the tanks experiment. Here, we consider a variant of the three-tanks laboratory experiment described in [34]. We plan to tackle in the future more complex case studies, like the SWaT of [2, 29], and the risk assessment analysis of the decommissioning of a nuclear power plant explained above.

## Summary of contributions.

Our main contributions can be summarised as follows:

1. We introduce the *Evolution Temporal Logic (EvTL)*, a probabilistic variant of STL allowing us to express requirements on systems under uncertainties. By means of EvTL we can capture the properties of the transient probabilities of systems, and we can express explicitly the presence of uncertainties in the specifications.
2. We use the evolution metric of [12] to define the *robustness* of EvTL specifications, which we prove to be sound and complete with respect to our metric semantics.
3. We provide a statistical model checking algorithm for EvTL specifications.
4. To show the adequacy of our approach we apply it to the three-tanks experiment.

The technical proofs and the simplest parts of the algorithm can be found in the Appendix.

## 2 Background

**Measurable spaces** A  $\sigma$ -algebra over a set  $\Omega$  is a family  $\Sigma$  of subsets of  $\Omega$  s.t.  $\Omega \in \Sigma$  and  $\Sigma$  is closed under complementation and under countable union. The pair  $(\Omega, \Sigma)$  is called a *measurable space* and the sets in  $\Sigma$  are called *measurable sets*, ranged over by  $\mathbb{A}, \mathbb{B}, \dots$ . For an arbitrary family  $\Psi$  of subsets of  $\Omega$ , the  $\sigma$ -algebra *generated* by  $\Psi$  is the smallest  $\sigma$ -algebra over  $\Omega$  containing  $\Psi$ . In particular, given a topology  $T$  over  $\Omega$ , the *Borel  $\sigma$ -algebra* over  $\Omega$ , denoted  $\mathcal{B}(\Omega)$ , is the  $\sigma$ -algebra generated by the open sets in  $T$ . Given two measurable spaces  $(\Omega_i, \Sigma_i)$ ,  $i = 1, 2$ , the *product  $\sigma$ -algebra*  $\Sigma_1 \otimes \Sigma_2$  is the  $\sigma$ -algebra on  $\Omega_1 \times \Omega_2$  generated by the sets  $\{\mathbb{A}_1 \times \mathbb{A}_2 \mid \mathbb{A}_i \in \Sigma_i\}$ . In particular, for any  $n \in \mathbb{N}$ , if  $\Omega_1, \dots, \Omega_n$  are Polish spaces, then  $\mathcal{B}(\times_{i=1}^n \Omega_i) = \bigotimes_{i=1}^n \mathcal{B}(\Omega_i)$  [8].

**Distributions** On a measurable space  $(\Omega, \Sigma)$ , a function  $\mu: \Sigma \rightarrow [0, 1]$  is a *probability measure* if  $\mu(\Omega) = 1$ ,  $\mu(\mathbb{A}) \geq 0$  for all  $\mathbb{A} \in \Sigma$ ,  $\mu(\bigcup_{i \in I} \mathbb{A}_i) = \sum_{i \in I} \mu(\mathbb{A}_i)$  for every countable family of pairwise disjoint measurable sets  $\{\mathbb{A}_i\}_{i \in I} \subseteq \Sigma$ . With a slight abuse of terminology, we shall use the term *distribution* in place of probability measure.

We let  $\Delta(\Omega, \Sigma)$  denote the set of all distributions over  $(\Omega, \Sigma)$ . For  $\omega \in \Omega$ , the *Dirac distribution*  $\delta_\omega$  is defined by  $\delta_\omega(\mathbb{A}) = 1$ , if  $\omega \in \mathbb{A}$ , and  $\delta_\omega(\mathbb{A}) = 0$ , otherwise, for all  $\mathbb{A} \in \Sigma$ . Given a countable set  $(p_i)_{i \in I} \in \mathbb{R}$  with  $p_i \geq 0$  and  $\sum_{i \in I} p_i = 1$ , the *convex combination* of the distributions  $\{\mu_i\}_{i \in I}$  is the distribution  $\sum_{i \in I} p_i \cdot \mu_i$  defined by  $(\sum_{i \in I} p_i \cdot \mu_i)(\mathbb{A}) = \sum_{i \in I} p_i \mu_i(\mathbb{A})$ , for all  $\mathbb{A} \in \Sigma$ .

Assume measurable spaces  $(\Omega, \Sigma)$ ,  $(\Omega', \Sigma')$  and  $\mu \in \Delta(\Omega, \Sigma)$ . Then,  $X: \Omega \rightarrow \Omega'$  is a *random variable* if it is  $\Sigma$ -measurable, i.e.,  $X^{-1}(\mathbb{A}) \in \Sigma$  for all  $\mathbb{A} \in \Sigma'$ . The *distribution measure* of  $X$  is the distribution  $\mu_X$  on  $(\Omega', \Sigma')$  defined by  $\mu_X(\mathbb{A}) = \mu(X^{-1}(\mathbb{A}))$  for all  $\mathbb{A} \in \Sigma'$ . We write  $X \sim \mu_X$  if  $X$  has  $\mu_X$  as distribution measure.

**The Wasserstein hemimetric** A *metric* on a set  $\Omega$  is a function  $m: \Omega \times \Omega \rightarrow \mathbb{R}^{\geq 0}$  s.t.  $m(\omega_1, \omega_2) = 0$  iff  $\omega_1 = \omega_2$ ,  $m(\omega_1, \omega_2) = m(\omega_2, \omega_1)$ , and  $m(\omega_1, \omega_2) \leq m(\omega_1, \omega_3) + m(\omega_3, \omega_2)$ , for all  $\omega_1, \omega_2, \omega_3 \in \Omega$ . We obtain a *hemimetric* by relaxing the first property to  $m(\omega_1, \omega_2) = 0$  if  $\omega_1 = \omega_2$ , and by dropping the requirement on symmetry. A (hemi)metric  $m$  is *l-bounded* if  $m(\omega_1, \omega_2) \leq l$  for all  $\omega_1, \omega_2 \in \Omega$ .

In this paper we are interested in defining a *hemimetric on distributions*. To this end we will make use of the Wasserstein lifting [45] which is well defined on Polish spaces equipped with the Borel  $\sigma$ -algebra (see e.g. [46]).

**Definition 1** (Wasserstein hemimetric). Consider a Polish space  $\Omega$  and let  $m$  be a hemimetric on  $\Omega$ . For any two distributions  $\mu$  and  $\nu$  on  $(\Omega, \mathcal{B}(\Omega))$ , the *Wasserstein lifting* of  $m$  to a distance between  $\mu$  and  $\nu$  is defined by

$$\mathbf{W}(m)(\mu, \nu) = \inf_{\mathfrak{w} \in \mathfrak{W}(\mu, \nu)} \int_{\Omega \times \Omega} m(\omega, \omega') d\mathfrak{w}(\omega, \omega')$$

where  $\mathfrak{W}(\mu, \nu)$  is the set of the *couplings* of  $\mu$  and  $\nu$ , namely the set of distributions  $\mathfrak{w}$  over the product space  $(\Omega \times \Omega, \mathcal{B}(\Omega \times \Omega))$  having  $\mu$  and  $\nu$  as left and right marginal, respectively, i.e.,  $\mathfrak{w}(\mathbb{A}, \Omega) = \mu(\mathbb{A})$  and  $\mathfrak{w}(\Omega, \mathbb{A}) = \nu(\mathbb{A})$ , for all  $\mathbb{A} \in \mathcal{B}(\Omega)$ .

Despite the original version of the Wasserstein distance being defined on a metric on  $\Omega$ , the Wasserstein hemimetric given above is well-defined. This is proved in [17]. In particular, the Wasserstein hemimetric is given in [17] as Definition 7 (considering the compound risk excess metric as in Equation (31)), and Proposition 4 in [17] guarantees that it is indeed a well-defined hemimetric on  $\Delta(\Omega, \mathcal{B}(\Omega))$ . Moreover, Proposition 6 in [17] guarantees that

the same result holds for the hemimetric  $m(x, y) = \max\{x - y, 0\}$ , which will play an important role in our work (cf. Definition 5 below).

As elsewhere in the literature, we shall henceforth use the term *metric* in place of the term hemimetric.

### 3 The model

Following [12], we describe the behaviour of a system in terms of a *probabilistic evolution of data*. This is fully motivated in various contexts. For instance, in a cyber-physical system, the interaction between the logic component and the physical one can be naturally described by focusing on the values that are assumed by physical quantities, and on those that are detected by sensors and assigned to actuators. Moreover, one introduces *probability* as an abstraction mechanism in order to average over the effect of inessential or unknown details of the evolution of physical quantities which may be also impossible to observe in practice. Probability also allows one to quantify the degree of approximation introduced by some instruments, such as the sensors.

Technically, we assume a *data space* defined by means of a *finite* set of *variables*  $\text{Var}$  representing: i) *environmental conditions*, such as pressure, temperature, humidity, etc., ii) *values perceived by sensors*, which depend on the value of environmental conditions and are unavoidably affected by imprecision and approximations introduced by sensors, and iii) *state of actuators*, which are usually elements in a discrete domain, like  $\{\text{on}, \text{off}\}$ . Without loss of generality, we assume that for each  $x \in \text{Var}$  the domain  $\mathcal{D}_x \subseteq \mathbb{R}$  is either a *finite set* or a *compact* subset of  $\mathbb{R}$ . Notice that, in particular, this means that  $\mathcal{D}_x$  is a Polish space. Moreover, as a  $\sigma$ -algebra over  $\mathcal{D}_x$  we assume the Borel  $\sigma$ -algebra, denoted  $\mathcal{B}_x$ . As  $\text{Var}$  is a finite set, we can always assume it to be ordered, namely  $\text{Var} = \{x_1, \dots, x_n\}$  for a suitable  $n \in \mathbb{N}$ .

**Definition 2** (Data space). We define the *data space* over  $\text{Var}$ , notation  $\mathcal{D}_{\text{Var}}$ , as the Cartesian product of the variables domains, namely  $\mathcal{D}_{\text{Var}} = \times_{i=1}^n \mathcal{D}_{x_i}$ . Then, as a  $\sigma$ -algebra on  $\mathcal{D}_{\text{Var}}$  we consider the product  $\sigma$ -algebra  $\mathcal{B}_{\mathcal{D}_{\text{Var}}} = \otimes_{i=1}^n \mathcal{B}_{x_i}$ .

When no confusion arises, we use  $\mathcal{D}$  for  $\mathcal{D}_{\text{Var}}$  and  $\mathcal{B}_{\mathcal{D}}$  for  $\mathcal{B}_{\mathcal{D}_{\text{Var}}}$ . Then, we let  $\mathbf{S}_{\mathcal{D}}$  denote the set of systems having  $\mathcal{D}$  as data space. Elements in  $\mathcal{D}$  are the  $n$ -ples of the form  $(v_1, \dots, v_n)$ , with  $v_i \in \mathcal{D}_{x_i}$ , which can be also identified by means of functions  $\mathbf{d}: \text{Var} \rightarrow \mathbb{R}$  from variables to values, with  $\mathbf{d}(x) \in \mathcal{D}_x$  for all  $x \in \text{Var}$ . Each function  $\mathbf{d}$  identifies a particular configuration in the data space, and it is thus called a *data state*.

**Definition 3** (Data state). A *data state* is a mapping  $\mathbf{d}: \text{Var} \rightarrow \mathbb{R}$  from variables to values, with  $\mathbf{d}(x) \in \mathcal{D}_x$  for all  $x \in \text{Var}$ .

We define an *evolution sequence* as a sequence of distributions over data states describing the dynamics of a system. This sequence is countable as we adopt a discrete time approach. In this paper we do not focus on how evolution sequences are generated: we simply assume a function  $\text{step}: \mathcal{D} \rightarrow \Delta(\mathcal{D}, \mathcal{B}_{\mathcal{D}})$  governing the evolution of the system. In particular, we recall that, at each step, the activity of the software component depends on the available data and environment conditions, and potential modifications by the component to these data may trigger different behaviours of the environment. Hence, it is reasonable to assume that the evolution at each step depends only on the current state. Consequently, we can assume that  $\text{step}$  is a *Markov kernel* and that our evolution sequence is the *Markov process* generated by  $\text{step}$  (see Definition 4 below). Formally,  $\text{step}(\mathbf{d})(\mathbb{D})$  expresses the probability of a system  $\mathbf{s}$  to reach a data state in  $\mathbb{D}$  from the data state  $\mathbf{d}$  in one computation step. Clearly, each system is characterised by a particular function  $\text{step}$ . Moreover, it is also natural to assume that each system will start its computation from a determined configuration. Hence, for each system  $\mathbf{s} \in \mathbf{S}_{\mathcal{D}}$ , we let  $\mathbf{d}_{\mathbf{s}}$  denote the data state from which  $\mathbf{s}$  starts its computation.

**Definition 4** (Evolution sequence). Assume a Markov kernel  $\text{step}: \mathcal{D} \rightarrow \Delta(\mathcal{D}, \mathcal{B}_{\mathcal{D}})$  generating the behaviour of system  $\mathbf{s}$ . Then, the *evolution sequence* of  $\mathbf{s}$  is a countable sequence of distributions in  $\Delta(\mathcal{D}, \mathcal{B}_{\mathcal{D}})$  of the form  $\mathcal{S}_{\mathbf{s}} = \mathcal{S}_{\mathbf{s},0} \dots \mathcal{S}_{\mathbf{s},n} \dots$  such that, for all  $\mathbb{D} \in \mathcal{B}_{\mathcal{D}}$ :

$$\begin{aligned} \mathcal{S}_{\mathbf{s},0}(\mathbb{D}) &= \delta_{\mathbf{d}_{\mathbf{s}}}(\mathbb{D}) \\ \mathcal{S}_{\mathbf{s},i+1}(\mathbb{D}) &= \int_{\mathcal{D}} \text{step}(\mathbf{d})(\mathbb{D}) \, d(\mathcal{S}_{\mathbf{s},i}(\mathbf{d})) \, . \end{aligned}$$

For a possible definition of  $\text{step}$ , we refer to [12]. There, a (cyber-physical) system is specified as a combination of a *program* (or logic component), having a discrete behaviour and reading/writing data at each time instant, and a *probabilistic evolution function*, which models the effects of the environment (physical component) on data between two time instants. Then,  $\text{step}$  is defined by combining the effects on data of the program with those of the evolution function.

A typical scenario can be the following and shows that the discrete-time and the Markov assumptions are fully motivated.

**Notation.** In the examples throughout the paper we will slightly abuse of notation and use a variable name  $x$  to denote all: the variable  $x$ , the (possible) function describing the evolution in time of the values assumed by  $x$ , and the (possible) random variable describing the distribution of the values that can be assumed by  $x$  at a given time. The role of the variable name  $x$  will always be clear from the context.



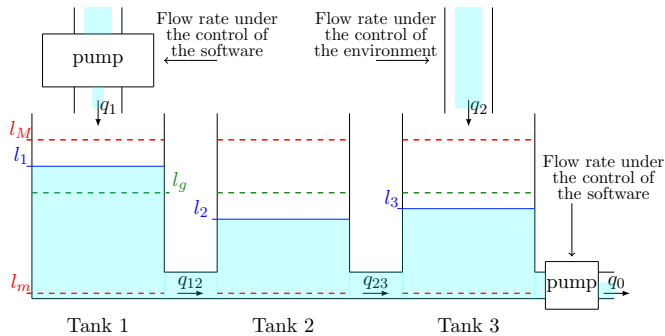


Figure 1: Schema of the three-tanks scenario.

**Example 1.** As outlined in the Introduction, as an example of application we consider a variant of the three-tanks laboratory experiment from [34]. As schematised in Figure 1, there are three identical tanks connected by two pipes. Water enters in the first and in the last tank by means of a pump and an incoming pipe, respectively. The last tank is equipped with an outlet pump. We assume that water flows through the incoming pipe with a rate that is determined by the environment, whereas the flow rate through the two pumps is under the control of a software component. The task of the system consists in guaranteeing that the levels of water in the three tanks fulfil some given requirements.

The level of water in tank  $i$  at time  $\tau$  is denoted by  $l_i(\tau)$ , for  $i = 1, 2, 3$ , and is always in the range  $[l_m, l_M]$ , for suitable  $l_m$  and  $l_M$  giving, respectively, the minimum and maximum level of water in the tanks. The dynamics of  $l_i(\tau)$  can be modelled via the following set of stochastic difference equations, with sampling time interval  $\Delta\tau = 1$ :

$$\begin{aligned}
 l_1(\tau + 1) &= l_1(\tau) + q_1(\tau) - q_{12}(\tau) \\
 l_2(\tau + 1) &= l_2(\tau) + q_{12}(\tau) - q_{23}(\tau) \\
 l_3(\tau + 1) &= l_3(\tau) + q_2(\tau) + q_{23}(\tau) - q_0(\tau)
 \end{aligned} \tag{1}$$

where  $q_1$  denotes the flow rate of the pump connected to the first tank,  $q_2$  denotes the flow rate of the incoming pipe,  $q_{ij}$  denotes the flow rate from tank  $i$  to tank  $j$ , and  $q_0$  denotes the flow rate of the outlet pump. Note that  $q_{12}$  and  $q_{23}$  depend on  $l_i$  and on the physical dimensions of the three tanks. We omit here all the details on the evaluation of the flow rates  $q_{12}$  and  $q_{23}$ , that are discussed in [34] and reported in Appendix A. We assume that the flow rate  $q_2$  is under the control of the environment, so that its value is affected by the uncertainties and, thus, can only be described probabilistically. Conversely, the two pumps are controlled by a software component that, by reading the values of  $l_i(\tau)$  can select the value of  $q_1(\tau+1)$  and  $q_0(\tau+1)$ . The three rates assume values in the range  $[0, q_M]$ , for a given maximal flow rate  $q_M$ . The exact value of  $q_2(\tau)$  is unknown and

will be evident only at execution time. However, we can consider different scenarios that render the assumptions we have on the environment. For instance, we can assume that the flow rate of the incoming pipe is normally distributed with mean  $q_{av}$  and variance  $\delta_q$ :

$$q_2(\tau + 1) \sim N(q_{av}, \delta_q) \quad (2)$$

In a more elaborated scenario, we could assume that  $q_2$  varies at each step by a value  $v$  that is normally distributed with mean 0 and variance 1. In this case, we have:

$$\begin{aligned} v(\tau) &\sim N(0, 1) \\ q_2(\tau + 1) &= \min\{\max\{0, q_2(\tau) + v(\tau)\}, q_M\} \end{aligned} \quad (3)$$

The equations describing the behaviour of the controller governing the behaviour of the two pumps is the following:

$$q_1(\tau + 1) = \begin{cases} \max\{0, q_1(\tau) - q_s\} & \text{if } l_1(\tau) > l_g + \delta_l \\ \min\{q_M, q_1(\tau) + q_s\} & \text{if } l_1(\tau) < l_g - \delta_l \\ q_1(\tau) & \text{otherwise.} \end{cases} \quad (4)$$

$$q_0(\tau + 1) = \begin{cases} \min\{q_M, q_0(\tau) + q_s\} & \text{if } l_3(\tau) > l_g + \delta_l \\ \max\{0, q_0(\tau) - q_s\} & \text{if } l_3(\tau) < l_g - \delta_l \\ q_0(\tau) & \text{otherwise.} \end{cases} \quad (5)$$

Above,  $l_g$  is the desired level of water in the tanks, while  $q_s$  is the variation of the flow rate that is controllable by the *pump*. Moreover,  $\delta_l$  is a threshold on the read level of water. The idea behind Equation (4) is that when  $l_1$  is greater than  $l_g + \delta_l$ , the flow rate of the pump is decreased by  $q_s$ . Similarly, when  $l_1$  is less than  $l_g - \delta_l$ , that rate is increased by  $q_s$ . The reasoning for Equation (5) is symmetrical. In both cases, the use of the threshold  $\delta_l$  prevents continuous contrasting updates.

The data space for the considered system is then defined on the set of variables  $\text{Var} = \{l_1, l_2, l_3, q_1, q_2, q_0\}$  and the **step** function determining its behaviour is derived from Equations (1), (2) (or (3)), (4) and (5) in the obvious way.  $\blacktriangleleft$

## 4 The evolution metric

Our aim is now to introduce a distance measuring the differences in the behaviour of systems that will be used to define the robustness of EvTL specifications. As the behaviour of a system is totally expressed by its evolution sequence, it is natural to use the *evolution metric* of [12]. The definition of the hemimetric in [12] is based on the observation that, in most applications, the tasks of the system can be expressed in a purely data-driven fashion. At any time step, any difference between the desired

value of some parameters of interest and the data actually obtained can be interpreted as a flaw in systems behaviour. Hence, we can introduce a *penalty function*  $\rho: \mathcal{D} \rightarrow [0, 1]$ , i.e., a continuous function that assigns to each data state  $\mathbf{d}$  a penalty in  $[0, 1]$  expressing how far the values of the parameters of interest in  $\mathbf{d}$  are from their desired ones (hence  $\rho(\mathbf{d}) = 0$  if  $\mathbf{d}$  respects all the parameters). For instance, the penalty function can be thought of as a linear function assigning a value in  $[0, 1]$  to data states that is directly proportional to the (Euclidean) distance between the values of the parameters in the data state and their optimal value. However, please bear in mind that this is just one possibility, as the actual definition of the penalty function depends only on the application context.

**Example 2.** In the three-tanks scenario from Example 1, a requirement on system behaviour can be that each  $l_i$  should be at the level  $l_g$ . Hence, we can define penalty functions  $\rho^i$ , for  $i = 1, 2, 3$ , as the normalised distance between the current level of water  $\mathbf{d}(l_i)$  and  $l_g$ , namely:

$$\rho^i(\mathbf{d}) = \frac{|\mathbf{d}(l_i) - l_g|}{\max\{l_M - l_g, l_g - l_m\}} \quad (6)$$

◀

We can then use a penalty function  $\rho$  to obtain a *distance on data states*, namely a 1-bounded *hemimetric*  $m_\rho^{\mathcal{D}}$ : given the data states  $\mathbf{d}_1$  and  $\mathbf{d}_2$ ,  $m_\rho^{\mathcal{D}}(\mathbf{d}_1, \mathbf{d}_2)$  expresses how much  $\mathbf{d}_2$  is *worse* than  $\mathbf{d}_1$  according to parameters of interest, and thus according to  $\rho$ . Since some parameters can be time-dependent, so is  $\rho$ : at any time step  $\tau$ , the  $\tau$ -penalty function  $\rho_\tau$  compares the data states with respect to the values of the parameters expected at time  $\tau$ .

**Definition 5** (Metric on data states). For any time step  $\tau$ , let  $\rho_\tau: \mathcal{D} \rightarrow [0, 1]$  be the  $\tau$ -penalty function on  $\mathcal{D}$ . The  $\tau$ -*metric on data states* in  $\mathcal{D}$ ,  $m_{\rho,\tau}^{\mathcal{D}}: \mathcal{D} \times \mathcal{D} \rightarrow [0, 1]$ , is defined, for all  $\mathbf{d}_1, \mathbf{d}_2 \in \mathcal{D}$ , by  $m_{\rho,\tau}^{\mathcal{D}}(\mathbf{d}_1, \mathbf{d}_2) = \max\{\rho_\tau(\mathbf{d}_2) - \rho_\tau(\mathbf{d}_1), 0\}$ .

**Proposition 1.** *Function  $m_{\rho,\tau}^{\mathcal{D}}$  is a 1-bounded hemimetric on  $\mathcal{D}$ .*

Notice that  $m_{\rho,\tau}^{\mathcal{D}}(\mathbf{d}_1, \mathbf{d}_2) > 0$  if and only if  $\rho_\tau(\mathbf{d}_2) > \rho_\tau(\mathbf{d}_1)$ , i.e., the penalty assigned to  $\mathbf{d}_2$  is higher than that assigned to  $\mathbf{d}_1$ . For this reason, we say that  $m_{\rho,\tau}^{\mathcal{D}}(\mathbf{d}_1, \mathbf{d}_2)$  expresses *how worse*  $\mathbf{d}_2$  is than  $\mathbf{d}_1$  with respect to the objectives of the system.

By means of the Wasserstein distance (cf. Definition 1), we can lift  $m_{\rho,\tau}^{\mathcal{D}}$  to a hemimetric  $\mathbf{W}(m_{\rho,\tau}^{\mathcal{D}})$  over distributions in  $\Delta(\mathcal{D}, \mathcal{B}_{\mathcal{D}})$ . The evolution hemimetric of [12] is then obtained as a *weighted infinity norm* of the tuple of the Wasserstein distances between the distributions in the evolution sequences. As in most applications the changes on data induced by the systems can be appreciated only along wider time intervals than a computation

step by the logical component (like, e.g., in the case of the evolution of the temperature in a room), a *discrete, finite* set OT of time steps at which the modifications on data give us useful information on the evolution of the system is considered.

As weight we consider a non-increasing function  $\lambda: \text{OT} \rightarrow (0, 1]$  allowing us to express how much the distance at time  $\tau$  affects the overall distance between two systems. Following the terminology used for behavioural metrics [11, 13, 14], we refer to  $\lambda$  as to the *discount function*, and to  $\lambda(\tau)$  as to the *discount factor at time  $\tau$* .

**Definition 6** (Evolution metric). Assume a finite set OT of observation times and a discount function  $\lambda$ . For each  $\tau \in \text{OT}$ , let  $\rho$  be a penalty function and let  $m_{\rho, \tau}^{\mathcal{D}}$  be the  $\tau$ -metric on data states defined on it. Then, the  $\lambda$ -*evolution metric* over  $\rho$  and OT, is the mapping  $\mathbf{m}_{\rho, \text{OT}}^{\lambda}: \mathbf{S}_{\mathcal{D}} \times \mathbf{S}_{\mathcal{D}} \rightarrow [0, 1]$  defined, for all systems  $\mathbf{s}_1, \mathbf{s}_2$ , by

$$\mathbf{m}_{\rho, \text{OT}}^{\lambda}(\mathbf{s}_1, \mathbf{s}_2) = \max_{\tau \in \text{OT}} \lambda(\tau) \cdot \mathbf{W}(m_{\rho, \tau}^{\mathcal{D}})(\mathcal{S}_{\mathbf{s}_1, \tau}, \mathcal{S}_{\mathbf{s}_2, \tau}).$$

**Proposition 2.** *Function  $\mathbf{m}_{\rho, \text{OT}}^{\lambda}$  is a 1-bounded hemimetric on  $\mathbf{S}_{\mathcal{D}}$ .*

Notice that if  $\lambda$  is a *strictly* non-increasing function, then it specifies how much the distance of *future events* is mitigated, and it guarantees that to obtain upper bounds on the evolution metric only a *finite* number of observations is needed. Hence, the choice of having OT finite is not too restrictive.

## 5 The Evolution Temporal Logic

In this section we introduce the *Evolution Temporal Logic* (EvTL), which allows us to specify requirements on evolution sequences, and thus the properties of systems behaviour under the presence of uncertainties.

The logic bases on two atomic properties,  $\mathbf{target}(\mu)_p^{\rho}$  and  $\mathbf{brink}(\mu)_p^{\rho}$ , where  $\mu$  is a distribution over data states in  $(\mathcal{D}, \mathcal{B}_{\mathcal{D}})$ ,  $\rho$  is a penalty function and  $p$  is a real in  $[0, 1]$ . Informally,  $\mathbf{target}(\mu)_p^{\rho}$  can be used to express a desirable behaviour, whereas  $\mathbf{brink}(\mu)_p^{\rho}$  can be used for unwanted, or hazardous, behaviours. These formulae are evaluated on a distribution  $\mathcal{S}_{\mathbf{s}, \tau}$  in the evolution sequence of a system  $\mathbf{s}$ . Let us analyse the formula  $\mathbf{target}(\mu)_p^{\rho}$  in detail. In this case,  $\mu$  is the *desired* distribution over data states. So, to establish whether the system exhibits a proper behaviour, we compare  $\mu$  with the distribution  $\mathcal{S}_{\mathbf{s}, \tau}$  obtained by the system: our means of comparison is the Wasserstein lifting of the hemimetric between data states evaluated with respect to the penalty  $\rho$ . (Notice that  $\rho$  is a parameter of the formula  $\mathbf{target}(\mu)_p^{\rho}$ . This is due to the fact that, clearly, the penalty is not a property of the system but part of the requirements imposed on its behaviour.)

As  $\mu$  is our target distribution, it is natural to check whether  $\mathcal{S}_{\mathbf{s},\tau}$  is *worse than*  $\mu$ , i.e., to evaluate the distance  $\mathbf{W}(m_{\rho,\tau}^{\mathcal{D}})(\mu, \mathcal{S}_{\mathbf{s},\tau})$ . Clearly, given the presence of uncertainties, it would not be feasible to say that the system satisfies the considered formula if and only if  $\mathbf{W}(m_{\rho,\tau}^{\mathcal{D}})(\mu, \mathcal{S}_{\mathbf{s},\tau}) = 0$ . Instead, we use the parameter  $p$  as a tolerance on the distance: if  $\mathcal{S}_{\mathbf{s},\tau}$  is such that  $\mathbf{W}(m_{\rho,\tau}^{\mathcal{D}})(\mu, \mathcal{S}_{\mathbf{s},\tau}) \leq p$ , then the behaviour of the system can be considered acceptable. In other words,  $p$  is the *maximal acceptable hemi-distance* between the desired behaviour  $\mu$  and the current behaviour  $\mathcal{S}_{\mathbf{s},\tau}$ .

Conversely, in the formula  $\mathbf{brink}(\mu)_p^\rho$  the distribution  $\mu$  expresses some *unwanted, hazardous*, behaviour. Hence, the distribution  $\mathcal{S}_{\mathbf{s},\tau}$  reached by the system must be better than  $\mu$ , i.e.,  $\mathbf{W}(m_{\rho,\tau}^{\mathcal{D}})(\mathcal{S}_{\mathbf{s},\tau}, \mu) > 0$ . Also in this case, due to the presence of uncertainties, we need to make use of a threshold parameter  $p$ : assuming a distribution  $\mathcal{S}_{\mathbf{s},\tau}$  acceptable when it is only *slightly* better than  $\mu$  can still lead to an unwanted behaviour (because, in this case, the difference between the two distributions may only be due to some noise). Hence, we let  $p$  be the *minimal required hemi-distance* between  $\mathcal{S}_{\mathbf{s},\tau}$  and  $\mu$ , so that  $\mathcal{S}_{\mathbf{s},\tau}$  is an acceptable behaviour if and only if  $\mathbf{W}(m_{\rho,\tau}^{\mathcal{D}})(\mathcal{S}_{\mathbf{s},\tau}, \mu) \geq p$ .

Let  $\text{var}(\mu) \subseteq \text{Var}$  be the set of data variables over which the distribution  $\mu$  is defined. Similarly, for a penalty function  $\rho$ , we can consider the set  $\text{var}(\rho) \subseteq \text{Var}$ .

**Definition 7** (EvTL). The modal logic EvTL consists in the set of formulae  $\mathcal{L}$  defined by the following syntax:

$$\begin{aligned} \varphi ::= & \top \mid \mathbf{target}(\mu)_p^\rho \mid \mathbf{brink}(\mu)_p^\rho \mid \\ & \neg\varphi \mid \varphi \vee \varphi \mid \varphi_1 \mathcal{U}^{[a,b]} \varphi_2 \end{aligned}$$

with  $\varphi$  ranging over  $\mathcal{L}$ ,  $\mu \in \Delta(\mathcal{D}, \mathcal{B}_{\mathcal{D}})$  a distribution over data states,  $p \in [0, 1]$ ,  $\rho$  a penalty function such that  $\text{var}(\rho) \subseteq \text{var}(\mu)$ ,  $p \in [0, 1]$  and  $[a, b]$  an interval in OT.

Disjunction and negation are the standard Boolean connectives, and  $\varphi_1 \mathcal{U}^{[a,b]} \varphi_2$  is the *bounded until* operator stating that  $\varphi_1$  is satisfied until, at a time in  $[a, b]$ ,  $\varphi_2$  is.

For any penalty function  $\rho$ , we denote by  $\mathcal{L}_\rho$  the sub-class of  $\mathcal{L}$  with atomic propositions of the form  $(\cdot)_{(\cdot)}^\rho$ .

Formulae are evaluated over systems and observable times. In a *quantitative semantics* approach, for a formula  $\varphi$ , a system  $\mathbf{s}$ , and a time instant  $\tau$ , the value  $\llbracket \varphi \rrbracket_{\mathbf{s},\tau} \in [-1, 1]$  expresses the *robustness* of  $\mathbf{s}$  with respect to  $\varphi$  at time  $\tau$ , i.e., how much the behaviour of  $\mathbf{s}$  at time  $\tau$  can be modified either while preserving the validity of property  $\varphi$  (if  $\varphi$  is already satisfied), or in order to obtain it.

**Definition 8** (EvTL: quantitative semantics). For any system  $\mathbf{s}$ , time step  $\tau$ , and EvTL formula  $\varphi$ , the *robustness* of  $\mathbf{s}$  with respect to  $\varphi$  at  $\tau$ , notation

$\llbracket \varphi \rrbracket_{\mathbf{s}, \tau} \in [-1, 1]$ , is defined inductively with respect to the structure of  $\varphi$  as follows:

$$\begin{aligned}
\llbracket \top \rrbracket_{\mathbf{s}, \tau} &= 1 \\
\llbracket \mathbf{target}(\mu)_p^\rho \rrbracket_{\mathbf{s}, \tau} &= p - \lambda(\tau) \mathbf{W}(m_{\rho, \tau}^{\mathcal{D}})(\mu, \mathcal{S}_{\mathbf{s}, \tau}) \\
\llbracket \mathbf{brink}(\mu)_p^\rho \rrbracket_{\mathbf{s}, \tau} &= \lambda(\tau) \mathbf{W}(m_{\rho, \tau}^{\mathcal{D}})(\mathcal{S}_{\mathbf{s}, \tau}, \mu) - p \\
\llbracket \neg \varphi \rrbracket_{\mathbf{s}, \tau} &= -\llbracket \varphi \rrbracket_{\mathbf{s}, \tau} \\
\llbracket \varphi_1 \vee \varphi_2 \rrbracket_{\mathbf{s}, \tau} &= \max \{ \llbracket \varphi_1 \rrbracket_{\mathbf{s}, \tau}, \llbracket \varphi_2 \rrbracket_{\mathbf{s}, \tau} \} \\
\llbracket \varphi_1 \mathcal{U}^{[a, b]} \varphi_2 \rrbracket_{\mathbf{s}, \tau} &= \max_{\tau' \in [\tau+a, \tau+b]} \min \left\{ \begin{array}{l} \llbracket \varphi_2 \rrbracket_{\mathbf{s}, \tau'}, \\ \min_{\tau'' \in [\tau+a, \tau']} \llbracket \varphi_1 \rrbracket_{\mathbf{s}, \tau''} \end{array} \right\}.
\end{aligned}$$

Intuitively, the value  $\lambda(\tau) \mathbf{W}(m_{\rho, \tau}^{\mathcal{D}})(\mu, \mathcal{S}_{\mathbf{s}, \tau})$  quantifies the (discounted) difference between the distribution  $\mathcal{S}_{\mathbf{s}, \tau}$  reached by the system  $\mathbf{s}$  at time  $\tau$  and  $\mu$ . Hence, on the one hand the robustness  $\llbracket \mathbf{target}(\mu)_p^\rho \rrbracket_{\mathbf{s}, \tau}$  expresses whether the distribution in the evolution sequence of  $\mathbf{s}$  is within the maximal acceptable hemi-distance  $p$  from  $\mu$ . On the other hand, it also expresses how much  $\mathcal{S}_{\mathbf{s}, \tau}$  can be modified while guaranteeing that the behaviour of the system remains within the specified parameters. Clearly, the closer  $\mu$  and  $\mathcal{S}_{\mathbf{s}, \rho}$ , the higher the robustness. Similarly,  $\llbracket \mathbf{brink}(\mu)_p^\rho \rrbracket_{\mathbf{s}, \tau}$  quantifies the robustness of  $\mathcal{S}_{\mathbf{s}, \tau}$  with respect to  $\mu$  (and  $\rho$ ) in terms of how much  $\mathcal{S}_{\mathbf{s}, \tau}$  may *get close* to  $\mu$  while keeping the minimal required hemi-distance  $p$ . Hence, the farther  $\mathcal{S}_{\mathbf{s}, \tau}$  and  $\mu$ , the higher the robustness. The semantics of boolean connectives and bounded until is standard. Notice that due to the potential asymmetry of our distances, it is not true in general that  $\mathbf{brink}(\mu)_p^\rho = \neg \mathbf{target}(\mu)_{1-p}^\rho$ .

As expected, other operators can be defined as macros in our logic:

$$\begin{aligned}
\varphi_1 \wedge \varphi_2 &\equiv \neg(\neg \varphi_1 \vee \neg \varphi_2) & \varphi_1 \rightarrow \varphi_2 &\equiv \neg \varphi_1 \vee \varphi_2 \\
\diamond^{[a, b]} \varphi &\equiv \top \mathcal{U}^{[a, b]} \varphi & \square^{[a, b]} \varphi &\equiv \neg \diamond^{[a, b]} \neg \varphi.
\end{aligned}$$

**Example 3.** EvTL formulae can be used to express requirements on the three-tanks scenario of Example 1. Let  $\rho^i$ , for  $i = 1, 2, 3$ , be the penalty functions introduced in Example 2. We can express the following two requirements:

**Prop1:** After an initial start up period of at most  $\tau_1$  steps, for the next  $\tau_2$  steps the distribution of  $l_3$  is at a distance of at most  $p$  from a normal distribution with mean  $l_g$  and variance  $\delta_l$ :

$$\diamond^{[0, \tau_1]} \square^{[0, \tau_2]} \mathbf{target}(l_3 \sim N(l_g, \delta_l))_p^{\rho^3}.$$

**Prop2:** If in the first  $\tau_1$  steps the level experienced in at least one of the three tanks gets too close, i.e., at a distance less than  $p_h$ , to an *hazardous* normal distribution with mean  $l_M - \varepsilon$  and variance  $\varepsilon$ , then in

at most  $\tau_2$  steps the experienced values in all tanks will be close, i.e. at a distance less than  $p_s$ , to the *safe* expected distributions:

$$\begin{aligned}\varphi &= \square^{[0,\tau_1]}(\varphi_h \rightarrow \diamond^{[0,\tau_2]}\varphi_s) \\ \varphi_h &= \bigvee_{i=1}^3 \neg \mathbf{brink}(l_i \sim N(l_M - \varepsilon, \varepsilon))_{p_h}^{\rho^i} \\ \varphi_s &= \bigwedge_{i=1}^3 \mathbf{target}(l_i \sim N(l_g, \delta_l))_{p_s}^{\rho^i}.\end{aligned}$$

We remark that neither **Prop1** nor **Prop2** can be expressed with classic probabilistic temporal logics.  $\blacktriangleleft$

We can show that EvTL characterises the distance between systems. More precisely, the quantitative semantics of EvTL induces a distance between systems that coincides with the symmetrisation of the hemimetric  $\mathbf{m}_\rho^\lambda$  and is therefore a pseudometric. Clearly, since the evolution metric is defined in terms of a given penalty function  $\rho$ , it will be characterised by the distance over formulae in  $\mathcal{L}_\rho$ .

**Definition 9** (EvTL distance). Given a penalty function  $\rho$ , the *EvTL distance* over systems  $\mathbf{s}_1$  and  $\mathbf{s}_2$  with respect to  $\rho$  and OT is defined as

$$\ell_{\rho,\text{OT}}(\mathbf{s}_1, \mathbf{s}_2) = \sup_{\varphi \in \mathcal{L}_\rho, \tau \in \text{OT}} |[\![\varphi]\!]_{\mathbf{s}_1, \tau} - [\![\varphi]\!]_{\mathbf{s}_2, \tau}|.$$

Firstly, we show that the symmetrisation of  $\mathbf{m}_{\rho,\text{OT}}^\lambda$  is an upper bound to  $\ell_{\rho,\text{OT}}$ .

**Lemma 1.** *For any penalty function  $\rho$ , and systems  $\mathbf{s}_1$  and  $\mathbf{s}_2$  we have that:*

$$\ell_{\rho,\text{OT}}(\mathbf{s}_1, \mathbf{s}_2) \leq \max(\mathbf{m}_{\rho,\text{OT}}^\lambda(\mathbf{s}_1, \mathbf{s}_2), \mathbf{m}_{\rho,\text{OT}}^\lambda(\mathbf{s}_2, \mathbf{s}_1)).$$

*Proof.* The proof can be found in Appendix B.  $\square$

We can provide a formula witnessing that  $\ell_{\rho,\text{OT}}$  and the symmetrisation of  $\mathbf{m}_{\rho,\text{OT}}^\lambda$  coincide.

**Lemma 2.** *For all systems  $\mathbf{s}_1, \mathbf{s}_2$  and penalty functions  $\rho$ , there is a formula  $\varphi \in \mathcal{L}_\rho$  with  $|[\![\varphi]\!]_{\mathbf{s}_1, \tau} - [\![\varphi]\!]_{\mathbf{s}_2, \tau}| = \max(\mathbf{m}_{\rho,\text{OT}}^\lambda(\mathbf{s}_1, \mathbf{s}_2), \mathbf{m}_{\rho,\text{OT}}^\lambda(\mathbf{s}_2, \mathbf{s}_1))$ , for some  $\tau \in \text{OT}$ .*

*Proof.* The proof can be found in Appendix C.  $\square$

From Lemma 1 and Lemma 2 we infer that the EvTL distance  $\ell_{\rho,\text{OT}}$  and the symmetrisation of  $\mathbf{m}_{\rho,\text{OT}}^\lambda$  coincide.

**Theorem 1.** *For all systems  $\mathbf{s}_1$  and  $\mathbf{s}_2$  we have that:*

$$\ell_{\rho,\text{OT}}(\mathbf{s}_1, \mathbf{s}_2) = \max(\mathbf{m}_{\rho,\text{OT}}^\lambda(\mathbf{s}_1, \mathbf{s}_2), \mathbf{m}_{\rho,\text{OT}}^\lambda(\mathbf{s}_2, \mathbf{s}_1)).$$

Theorem 1 entails the *soundness* (Lemma 1) and *completeness* (Lemma 2) of our notion of robustness. In particular, as a direct consequence of Theorem 1, we can obtain the following classic result (see, e.g., [15]): whenever the robustness of a system  $\mathbf{s}$  with respect to a formula  $\varphi$  is greater than the distance between  $\mathbf{s}$  and  $\mathbf{s}'$ , then the robustness of  $\mathbf{s}'$  with respect to  $\varphi$  is positive as well.

**Corollary 1.** *Let  $\varphi$  be any formula in  $\mathcal{L}_\rho$ ,  $\tau \in \text{OT}$  and let  $i \in \{1, 2\}$ . Whenever  $\llbracket \varphi \rrbracket_{\mathbf{s}_i, \tau} \geq \max(\mathfrak{m}_{\rho, \text{OT}}^\lambda(\mathbf{s}_1, \mathbf{s}_2), \mathfrak{m}_{\rho, \text{OT}}^\lambda(\mathbf{s}_2, \mathbf{s}_1))$ , then  $\llbracket \varphi \rrbracket_{\mathbf{s}_{3-i}, \tau} \geq 0$ .*

## 6 Statistical Model Checking

In this section we present an algorithm, based on *statistical model-checking*, that allows us to estimate the robustness of a system  $\mathbf{s}$  with respect to a formula  $\varphi$ . This algorithm consists of three basic elements: (i) a randomised procedure that, based on simulation, permits the estimation of the evolution sequence of  $\mathbf{s}$ , assuming an initial data state  $\mathbf{d}_\mathbf{s}$ ; (ii) a mechanism to estimate the Wasserstein distance between two probability distributions on  $(\mathcal{D}, \mathcal{B}_\mathcal{D})$ ; (iii) a procedure that by inspecting the syntax of  $\varphi$  and by using the first two components computes the robustness.

Due to lack of space, we only present an overview of the three steps. The algorithms we are going to discuss are reported in Appendix F. A Python implementation of the proposed approach is available at <https://github.com/gitUltron/Ultron>.

In Section 5 we have introduced robustness in its general form, i.e., by presenting its evaluation in a formula *at any time*  $\tau$ . However, the simulation of the evolution sequence of a system  $\mathbf{s}$  can only be done starting from an initial data state  $\mathbf{d}_\mathbf{s}$  (or at least from a given finite, discrete distribution over data states), and thus, ideally, from time 0. Hence, it is natural, and also common practice, to evaluate the robustness of  $\mathbf{s}$  with respect to a formula *always at time* 0. Clearly, the temporal operators in EvTL still allow us to reason on timed requirements on evolution sequences. Therefore, we will henceforth consider, for a system  $\mathbf{s}$  and a formula  $\varphi$ , the robustness  $\llbracket \varphi \rrbracket_{\mathbf{s}} = \llbracket \varphi \rrbracket_{\mathbf{s}, 0}$ .

### 6.1 Statistical estimation of evolution sequences

Given an initial data state  $\mathbf{d}_\mathbf{s}$  and an integer  $k$ , we let SIMUL be the function used to sample *a sequence of data states* of form  $\mathbf{d}_0, \mathbf{d}_1, \dots, \mathbf{d}_k$ , modelling  $k$ -steps of a computation starting from  $\mathbf{d}_\mathbf{s} = \mathbf{d}_0$ . SIMUL is defined assuming that for any index  $0 \leq i \leq k-1$  and measurable set  $\mathbb{D} \in \mathcal{B}_\mathcal{D}$ , the likelihood to sample  $\mathbf{d}_{i+1} \in \mathbb{D}$  after the sampling of  $\mathbf{d}_0, \dots, \mathbf{d}_i$  corresponds to  $\text{step}(\mathbf{d}_i)(\mathbb{D})$  (details in Appendix F).



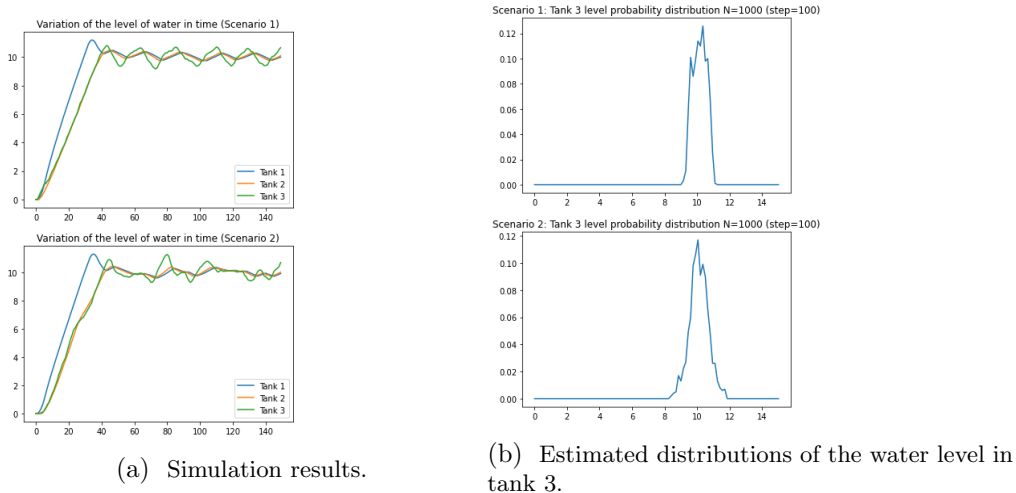


Figure 2: The three-tanks experiment in the two scenarios from Example 1.

**Example 4.** A simulation of the three-tanks laboratory experiment is given in Figure 2a, with the following setting: (i)  $l_m = 0$ , (ii)  $l_M = 20$ , (iii)  $l_g = 10$ , (iv)  $\delta_l = 0.5$ , (v)  $q_M = 6$ , (vi)  $q_s = q_M/5$ , (vii)  $\delta_q = 0.5$ , (viii)  $\Delta\tau = 0.1$ . On the left hand side we can see a single simulation run related to scenario 1, namely the one in which the flow rate  $q_2$  of the incoming pipe is regulated by Equation (2). On the right hand side, we report a run of scenario 2, in which the variation of that rate is modelled as Equation (3). In both cases, we assume an initial data state  $\mathbf{d}_s$  with  $l_i = l_m$  and  $q_i = 0$ , for  $i = 1, 2, 3$ . (The parameters related to the evaluation of  $q_{12}$  and  $q_{23}$  in our simulations can be found in Appendix A.) ◀

We then use a function, called ESTIMATE in Appendix F, to obtain the empirical evolution sequence of system  $\mathbf{s}$  starting from  $\mathbf{d}_s$ . Intuitively, this function uses function SIMUL to obtain  $N$  sampled sequences of data states  $\mathbf{d}_0^j, \dots, \mathbf{d}_k^j$ , for  $j = 1, \dots, N$ , from  $\mathbf{d}_s = \mathbf{d}_0^j$ . Then, a sequence of sets of samples  $E_0, \dots, E_k$  is computed, where each  $E_i$  is the tuple  $\mathbf{d}_i^1, \dots, \mathbf{d}_i^N$  of the data states observed at time  $i$  in each of the  $N$  sampled computations. Notice that, for each  $i \in \{0, \dots, k\}$ , the samples  $\mathbf{d}_i^1, \dots, \mathbf{d}_i^N$  are independent and identically distributed (see Appendix F). Each  $E_i$  can be used to estimate the distribution  $\mathcal{S}_{s,i}$ . For any  $i$ , with  $0 \leq i \leq k$ , we let  $\hat{\mathcal{S}}_{s,i}^N$  be the distribution such that for any measurable set  $\mathbb{D} \in \mathcal{B}_{\mathcal{D}}$  we have  $\hat{\mathcal{S}}_{s,i}^N(\mathbb{D}) = \frac{|E_i \cap \mathbb{D}|}{N}$ . Then, by applying the weak law of large numbers to the i.i.d samples, we get that  $\hat{\mathcal{S}}_{s,i}^N$  converges weakly to  $\mathcal{S}_{s,i}$  when  $N \rightarrow \infty$ :

$$\lim_{N \rightarrow \infty} \hat{\mathcal{S}}_{s,i}^N = \mathcal{S}_{s,i} \quad (7)$$

**Example 5.** In Figure 2b we give an estimation of the distribution of  $l_3$ , after 100 time steps for  $N = 1000$  samples, for the two scenarios from Example 1. ◀

As usual in the related literature, we can apply the classic *standard error approach* to analyse the approximation error of our statistical estimation of the evolution sequences. Briefly, we let  $x \in \{l_1, l_2, l_3\}$  and we focus on the distribution of the means of our samples (in particular we consider the cases  $N = 100, 500, 1000, 5000, 10000$ ) for each variable  $x$ . In each case, for each  $i \in \{0, \dots, k\}$  we compute the mean  $\overline{E}_i(x) = \frac{1}{N} \sum_{j=1}^N \mathbf{d}_i^j(x)$  of the sampled data, and we evaluate their *standard deviation*  $\tilde{\sigma}_{i,N}(x) = \sqrt{\frac{\sum_{j=1}^N (\mathbf{d}_i^j(x) - \overline{E}_i(x))^2}{N-1}}$  (see Figure 3a for the variation in time of the standard deviation of the distribution of  $x = l_3$ ). From  $\tilde{\sigma}_{i,N}(x)$  we obtain the *standard error of the mean*  $\bar{\sigma}_{i,N}(x) = \frac{\tilde{\sigma}_{i,N}(x)}{\sqrt{N}}$  (see Figure 3b for the variation in time of the standard error for the distribution of  $x = l_3$ ). Finally, we proceed to compute the *z-score* of our sampled distribution as follows:  $z_{i,N}(x) = \frac{\overline{E}_i(x) - \mathbb{E}(x)}{\bar{\sigma}_{i,N}(x)}$ , where  $\mathbb{E}(x)$  is the mean (or expected value) of the real distribution over  $x$ . In Figure 3c we report the variation in time of the *z-score* of the distribution over  $x = l_3$ : the dashed red lines correspond to  $z = \pm 1.96$ , namely the value of the *z-score* corresponding to a confidence interval of the 95%. We can see that our results can already be given with a 95% confidence in the case of  $N = 1000$  (for readability, in Figure 3c we have reported only the values related to  $N = 100, 1000, 10000$ ). Please notice that the oscillation in time of the values of the *z-scores* is due to the perturbations introduced by the environment in the simulations and by the natural oscillation in the interval  $[l_g - \delta_l, l_g + \delta_l]$  of the water levels in the considered experiment (see Figure 2a). A similar analysis, with analogous results, can be carried out for the distributions of  $l_1$  and  $l_2$ . In Figure 3d we report the variation in time of the *z-scores* of the distributions of the three variables, in the case  $N = 1000$ .

## 6.2 Statistical estimation of the Wasserstein metric

Let us consider two distributions  $\mu$  and  $\nu$  on  $(\mathcal{D}, \mathcal{B}_{\mathcal{D}})$ . Following an approach similar to the one presented in [42], to estimate the Wasserstein distance  $\mathbf{W}(m_{\rho,i}^{\mathcal{D}})$  between (the unknown)  $\mu$  and  $\nu$  we can use  $N$  independent samples  $\{\mathbf{d}_1^1, \dots, \mathbf{d}_1^N\}$  taken from  $\mu$  and  $\ell N$  independent samples  $\{\mathbf{d}_2^1, \dots, \mathbf{d}_2^{\ell N}\}$  taken from  $\nu$ . We then exploit the *i-penalty function*  $\rho_i$  to map each sampled data state onto  $\mathbb{R}$ , so that it is enough to consider the sequences of values for the evaluation of the distance  $\{\omega_j = \rho_i(\mathbf{d}_1^j)\}$  and  $\{\nu_h = \rho_i(\mathbf{d}_2^h)\}$ . We can assume, without loss of generality, that these sequences are ordered, i.e.,  $\omega_j \leq \omega_{j+1}$  and  $\nu_h \leq \nu_{h+1}$ . The value  $\mathbf{W}(m_{\rho,i}^{\mathcal{D}})(\nu, \mu)$  can be approximated

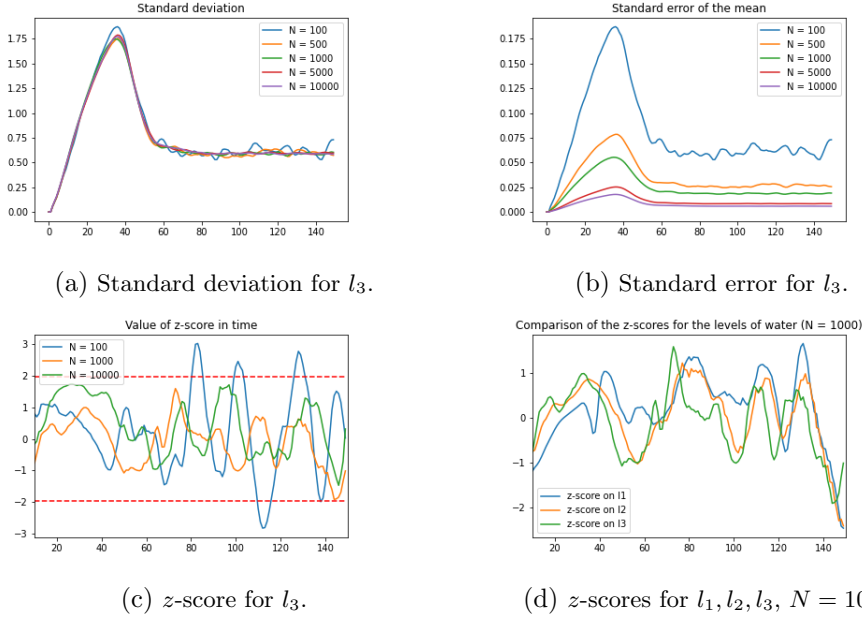


Figure 3: Analysis of the approximation error, over time, of the distributions of  $l_1, l_2, l_3$ , in scenario 2, for  $N = 100, 500, 1000, 5000, 10000$ .

as:

$$\frac{1}{\ell N} \sum_{h=1}^{\ell N} \max\{\nu_h - \omega_{\lceil \frac{h}{\ell} \rceil}, 0\}.$$

The next theorem, based on results in [42, 46], ensures that the larger the number of samplings the closer the gap between the estimated value and the exact one.

**Theorem 2.** *Let  $\mu, \nu \in \Delta(\mathcal{D}, \mathcal{B}_{\mathcal{D}})$  be unknown. Let  $\{\mathbf{d}_1^1, \dots, \mathbf{d}_1^N\}$  be independent samples taken from  $\mu$ , and  $\{\mathbf{d}_2^1, \dots, \mathbf{d}_2^{\ell \cdot N}\}$  independent samples taken from  $\nu$ . Let  $\{\omega_j = \rho_i(\mathbf{d}_1^j)\}$  and  $\{\nu_h = \rho_i(\mathbf{d}_2^h)\}$  be the ordered sequences obtained by applying the  $i$ -penalty function to the samples. Then, it holds, almost surely, that*

$$\mathbf{W}(m_{\rho,i}^{\mathcal{D}})(\mu, \nu) = \lim_{N \rightarrow \infty} \frac{1}{\ell N} \sum_{h=1}^{\ell N} \max\{\nu_h - \omega_{\lceil \frac{h}{\ell} \rceil}, 0\}.$$

*Proof.* The proof can be found in Appendix D.  $\square$

In Appendix F, the function that realises the procedure outlined above is function COMPUTEWASS. Since the penalty function allows us to reduce the evaluation of the Wasserstein distance in  $\mathbb{R}^n$  to its evaluation on  $\mathbb{R}$ , due to the sorting of  $\{\nu_h \mid h \in [1, \dots, \ell N]\}$  the complexity of outlined procedure

```

1: function SAT( $\mathbf{d}_s, \varphi, \ell, N$ )
2:    $k \leftarrow$  HORIZON( $\varphi$ )
3:    $E_0, \dots, E_k \leftarrow$  ESTIMATE( $\mathbf{d}_s, k, \ell N$ )
4:   return EVAL( $\{E_0, \dots, E_k\}, \varphi, \ell, N$ )
5: end function

```

Figure 4: Function used to evaluate system robustness w.r.t. a formula.

is  $O(\ell N \log(\ell N))$  (cf. [42]). We refer the interested reader to [41, Corollary 3.5, Equation (3.10)] for an estimation of the approximation error given by the evaluation of the Wasserstein distance over  $N$  samples.

### 6.3 Statistical estimation of robustness

The computation of the robustness of a system  $\mathbf{s}$  with respect to a formula  $\varphi$ , starting from the data state  $\mathbf{d}_s$ , is performed via the function SAT defined in Figure 4. Together with the data state  $\mathbf{d}_s$  and the formula  $\varphi$ , function SAT takes as parameters the two integers  $\ell$  and  $N$  identifying the number of samplings that will be used to estimate the Wasserstein metric. This function consists of three steps. First the *time horizon*  $k$  of the formula  $\varphi$  is computed (by induction on the structure of  $\varphi$ ) to identify the number of steps needed to evaluate the robustness. In the second step, function ESTIMATE is used to simulate the evolution sequence of  $\mathbf{s}$  from  $\mathbf{d}_s$  by collecting the sets of samplings  $E_1, \dots, E_k$  on which the robustness is computed, in the third step, by calling function EVAL defined in Figure 5. The structure of EVAL is similar to the monitoring function for STL defined in [28]. Given  $\ell N$  sampled values at time  $0, \dots, k$ , a formula  $\varphi$  and integers  $\ell$  and  $N$ , function EVAL yields a tuple of the form  $v_0, \dots, v_k$ , where  $v_i$  is the robustness with respect to  $\varphi$  at time step  $i$ . Function EVAL is defined recursively on the syntax of  $\varphi$ . If  $\varphi = \top$  all the elements in the resulting tuple are equal to 1, since  $\top$  is always satisfied with robustness 1. When  $\varphi$  is  $\mathbf{target}(\mu)_p^\ell$  (resp.  $\mathbf{brink}(\mu)_p^\ell$ ) the value  $v_i$  is computed by first sampling  $N$  (resp.  $\ell N$ ) values of  $\mu$  via the sampling function SAMPLE, and then using function COMPUTEWASS introduced in Section 6.2. Function SAMPLE, given a probability distribution  $\mu$  and an integer  $N$ , yields  $N$  independent samplings of  $\mu$ . In case of  $\mathbf{brink}(\mu)_p^\ell$ , only  $N$  elements are selected from  $E_i$  (denoted by  $E_i \downarrow N$ ). The robustness with respect to  $\varphi_1 \vee \varphi_2$  is computed as the maximum between the robustness with respect to  $\varphi_1$  and that in  $\varphi_2$ . The robustness with respect to  $\neg\varphi_1$  is computed as the additive inverse of the robustness with respect to  $\varphi_1$ . Finally, when  $\varphi = \varphi_1 \mathcal{U}^{[a,b]} \varphi_2$ , the output tuple  $v_0, \dots, v_k$  is computed from the robustness with respect to  $\varphi_1$  and  $\varphi_2$ , and the time interval  $[a, b]$  via the function UNTIL defined in Figure 6.

Given a formula  $\varphi$  and an initial data state  $\mathbf{d}_s$ , we let  $\mathbf{ROBUST}(\mathbf{d}_s, \varphi, \ell, N) = v$  if and only if  $\mathbf{SAT}(\mathbf{d}_s, \varphi, \ell, N) = v_0, \dots, v_k$  and  $v = v_0$ . The following theorem guarantees that when  $N$  goes to infinite, the robustness computed by

```

1: function EVAL( $\{E_0, \dots, E_k\}, \varphi, \ell, N$ )
2:   match  $\varphi$ 
3:     with  $\top$  :
4:        $\forall 0 \leq i \leq k : v_i \leftarrow 1.0$ 
5:       return  $v_0, \dots, v_k$ 
6:     with  $\text{target}(\mu)_p^\rho$  :
7:        $\forall 0 \leq i \leq k : v_i \leftarrow 0.0$ 
8:        $i \leftarrow 0$ 
9:       while  $i \leq k$  do
10:         $E' \leftarrow \text{SAMPLE}(\mu, N)$ 
11:         $v_i \leftarrow p - \text{COMPUTEWASS}(E', E_i, \rho)$ 
12:      end while
13:      return  $v_0, \dots, v_k$ 
14:     with  $\text{brink}(\mu)_p^\rho$  :
15:        $\forall 0 \leq i \leq k : v_i \leftarrow 0.0$ 
16:        $i \leftarrow 0$ 
17:       while  $i \leq k$  do
18:         $E' \leftarrow \text{SAMPLE}(\mu, \ell N)$ 
19:         $v_i \leftarrow \text{COMPUTEWASS}(E_i \downarrow N, E', \rho) - p$ 
20:      end while
21:      return  $v_0, \dots, v_k$ 
22:     with  $\varphi_1 \vee \varphi_2$  :
23:        $v_0^1, \dots, v_k^1 = \text{EVAL}(\{E_0, \dots, E_k\}, \varphi_1, \ell, N)$ 
24:        $v_0^2, \dots, v_k^2 = \text{EVAL}(\{E_0, \dots, E_k\}, \varphi_2, \ell, N)$ 
25:        $\forall 0 \leq i \leq k : v_i \leftarrow \max\{v_i^1, v_i^2\}$ 
26:       return  $v_0, \dots, v_k$ 
27:     with  $\neg\varphi_1$  :
28:        $v_0^1, \dots, v_k^1 = \text{EVAL}(\{E_0, \dots, E_k\}, \varphi_1, \ell, N)$ 
29:        $\forall 0 \leq i \leq k : v_i \leftarrow -v_i^1$ 
30:       return  $v_0, \dots, v_k$ 
31:     with  $\varphi_1 \mathcal{U}^{[a,b]} \varphi_2$  :
32:        $v_0^1, \dots, v_k^1 = \text{EVAL}(\{E_0, \dots, E_k\}, \varphi_1, \ell, N)$ 
33:        $v_0^2, \dots, v_k^2 = \text{EVAL}(\{E_0, \dots, E_k\}, \varphi_2, \ell, N)$ 
34:       return UNTIL( $v_0^1, \dots, v_k^1, v_0^2, \dots, v_k^2, a, b$ )
35: end function

```

Figure 5: Evaluation of robustness.

```

1: function UNTIL( $v_0^1, \dots, v_k^1, v_0^2, \dots, v_k^2, a, b$ )
2:    $\forall 0 \leq i \leq k : v_i \leftarrow 0.0$ 
3:    $i \leftarrow 0$ 
4:   while  $i \leq k$  do
5:      $\forall j \in [i + a, i + b] : w_j^1 = \min\{v_h^1 | h \in [i, j]\}$ 
6:      $\forall j \in [i + a, i + b] : w_j^2 = \min\{w_j^1, v_j^2\}$ 
7:      $v_i \leftarrow \max\{w_j^2 | j \in [i + a, i + b]\}$ 
8:   end while
9:   return  $v_0, \dots, v_k$ 
10: end function

```

Figure 6: Evaluation of robustness with respect to the until formula.

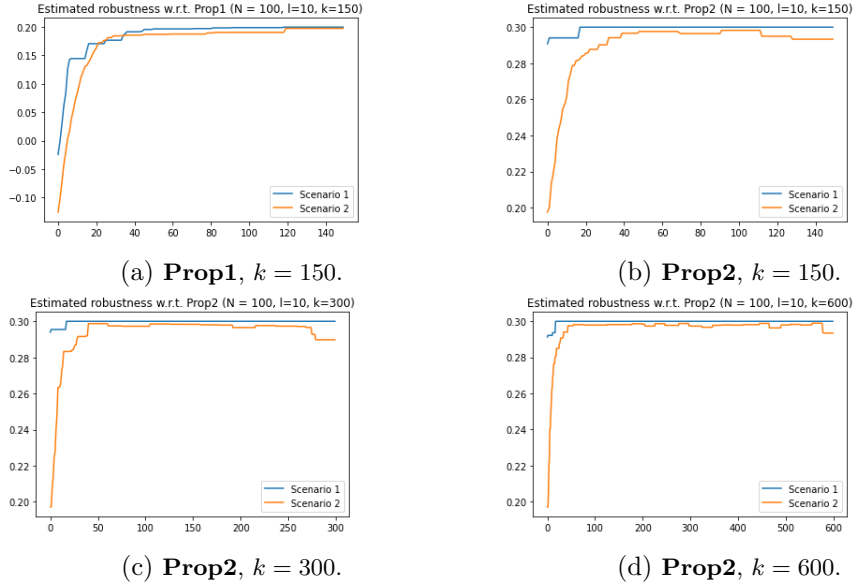


Figure 7: Estimated robustness with respect to **Prop1** and **Prop2**.

function SAT converges, almost surely, to the exact value.

**Theorem 3.** For any formula  $\varphi$ , system  $\mathbf{s}$ , data state  $\mathbf{d}_s$ , and integer  $\ell > 0$

$$\lim_{N \rightarrow \infty} \text{ROBUST}(\mathbf{d}_s, \varphi, \ell, N) = \llbracket \varphi \rrbracket_{\mathbf{s}}.$$

*Proof.* The proof can be found in Appendix E. □

**Example 6.** The proposed algorithm can be used to verify the requirements of Example 3. In Figure 7 we report the results related to the following parameters instantiations:  $N = 100$ ,  $\ell = 10$ , and for **Prop1** we used  $\tau_1 = 20$ ,  $\tau_2 = 30$  and  $p = 0.2$ ; whereas for **Prop2** we used  $\tau_1 = 40$ ,  $\tau_2 = 20$ ,  $p_h = 0.2$ ,  $p_s = 0.3$ , and  $\varepsilon = 0.3$ . The plots depicted in Figure 7 compare the variation of robustness (in time) of the system with respect to the two

different scenarios from Example 1. The small drop, after step 120, in the value of the robustness with respect to **Prop2** (Figure 7b) is only due to a contrast between the time horizon of the formula and the time horizon  $k$  of the simulation. In fact, the same final drop can be observed when considering different time horizons for the simulation, e.g.  $k = 300$  in Figure 7c and  $k = 600$  in Figure 7d. ◀

## 7 Concluding remarks

We have introduced the Evolution Temporal Logic (EvTL), a probabilistic variant of STL expressing requirements on the behaviour of systems under uncertainties. Differently from the other probabilistic temporal logics usually considered in the literature, EvTL can be used to express the properties of the distributions expressing the transient behaviour of the system. Up to our knowledge, [44] is the only other paper proposing to substitute probabilistic guarantees on the temporal properties with a richer description of the probabilistic events. In detail, [44] introduces *ProbSTL* a stochastic variant of STL tailored to the incremental runtime verification of safe behaviour of robotic systems under uncertainties. The objective is to develop a predictive stream reasoning tool for monitoring the runtime behaviour of robotic systems. Hence, their stochastic signal is given by the prediction on the possible future trajectories of a system, taking into account the measurement errors by the sensors and the unpredictable behaviour of the environment. Yet, ProbSTL specifications are tested only on the current trajectory of the system. This is the main difference with our work, since our logic has been built to express the overall uncertain behaviour of the system. This disparity is also a consequence of the different application context: off-line verification for us, runtime verification in [44]. However, as future work, we plan to develop a predictive model for the runtime monitoring of EvTL specifications. In particular, inspired by [9, 32] where deep neural networks are used as reachability predictors for predictive monitoring, we intend to integrate our work with learning techniques, to favour the computation and evaluation of the predictions.

Another application context of probabilistic temporal logics is that of Markov processes as *transformers of distributions* [23, 27]. Roughly, one can interpret state-to-state transition probabilities as a single distribution over the state space, so that the behaviour of the system is given by the sequence of the so obtained distributions. While this approach may resemble the evolution sequences of [12], there are some substantial differences. Firstly, the state space in [23, 27] is finite and discrete, whereas here we are in the continuous setting. Secondly, the transformers of distributions consider the behaviour of the system as a whole, i.e., it is not possible to separate the logical component from the environment. Moreover, the temporal logics used

to model check properties of transformers of distributions, respectively *iLTL* in [27] and the *almost acyclic* Büchi automata in [23], are not comparable to our EvTL. In fact, those specifications have a boolean semantics, while EvTL formulae are interpreted in terms of robustness.

Recently, [47] proposed a statistical model checking algorithm based on stratified sampling for the verification of PCTL specification over Markov chains. Informally, stratified sampling allows for the generation of negatively correlated samples, i.e., samples whose covariance is negative, thus considerably reducing the number of samples needed to obtain confident results from the algorithm. However, the proposed algorithm works under a number of assumptions restricting the form of the PCTL formulae to be checked. While direct comparison of the two algorithms would not be feasible, nor meaningful given the disparity in the classes of formulae, it would be worth studying the use of stratified sampling in our model checking algorithm.

We also plan to investigate the application of our framework to the analysis of biological systems. Some quantitative extensions of temporal logics have already been proposed in that setting (e.g. [16,36,37]) to capture the notion of robustness from [21] or similar proposals [31]. It would be interesting to see whether the use of EvTL and evolution sequences can lead to new results in this setting.

## References

- [1] I. Alvarado, D. Limon, W. García-Gabín, T Alamo, and E.F. Camacho. An educational plant based on the quadruple-tank process. *IFAC Proceedings Volumes*, 39(6):82–87, 2006. 7th IFAC Symposium on Advances in Control Education. URL: <https://www.sciencedirect.com/science/article/pii/S1474667015331104>, doi:<https://doi.org/10.3182/20060621-3-ES-2905.00016>.
- [2] Daniele Antonioli, Hamid Reza Ghaeini, Sridhar Adepu, Martín Ochoa, and Nils Ole Tippenhauer. Gamifying ICS security training and research: Design, implementation, and results of S3. In *Proceedings of CPS-SPC@CCS 2017*, pages 93–102. ACM, 2017. doi:10.1145/3140241.3140253.
- [3] Adnan Aziz, Kumud Sanwal, Vigyan Singhal, and Robert K. Brayton. Verifying continuous time Markov chains. In *Proceedings of CAV '96*, volume 1102 of *Lecture Notes in Computer Science*, pages 269–276, 1996. URL: [https://doi.org/10.1007/3-540-61474-5\\_75](https://doi.org/10.1007/3-540-61474-5_75), doi:10.1007/3-540-61474-5\_75.
- [4] Adnan Aziz, Kumud Sanwal, Vigyan Singhal, and Robert K. Brayton. Model-checking continuous-time Markov chains. *ACM Trans. Comput. Log.*, 1(1):162–170, 2000. doi:10.1145/343369.343402.



- [5] Christel Baier. Probabilistic model checking. In Javier Esparza, Orna Grumberg, and Salomon Sickert, editors, *Dependable Software Systems Engineering*, volume 45 of *NATO Science for Peace and Security Series - D: Information and Communication Security*, pages 1–23. IOS Press, 2016. doi:10.3233/978-1-61499-627-9-1.
- [6] Christel Baier, Luca de Alfaro, Vojtech Forejt, and Marta Kwiatkowska. Model checking probabilistic systems. In Edmund M. Clarke, Thomas A. Henzinger, Helmut Veith, and Roderick Bloem, editors, *Handbook of Model Checking*, pages 963–999. Springer, 2018. URL: [https://doi.org/10.1007/978-3-319-10575-8\\_28](https://doi.org/10.1007/978-3-319-10575-8_28), doi:10.1007/978-3-319-10575-8\_28.
- [7] Ezio Bartocci, Yliès Falcone, Adrian Francalanza, and Giles Reger. Introduction to runtime verification. In *Lectures on Runtime Verification - Introductory and Advanced Topics*, volume 10457 of *Lecture Notes in Computer Science*, pages 1–33. 2018. URL: [https://doi.org/10.1007/978-3-319-75632-5\\_1](https://doi.org/10.1007/978-3-319-75632-5_1), doi:10.1007/978-3-319-75632-5\_1.
- [8] Vladimir I. Bogachev. *Measure Theory*. Number v. 1 in Measure Theory. Springer-Verlag, Berlin/Heidelberg, 2007. doi:10.1007/978-3-540-34514-5.
- [9] Luca Bortolussi, Francesca Cairoli, Nicola Paoletti, Scott A. Smolka, and Scott D. Stoller. Neural predictive monitoring. In *Proceedings of RV 2019*, volume 11757 of *Lecture Notes in Computer Science*, pages 129–147, 2019. URL: [https://doi.org/10.1007/978-3-030-32079-9\\_8](https://doi.org/10.1007/978-3-030-32079-9_8), doi:10.1007/978-3-030-32079-9\_8.
- [10] Luca Bortolussi, Dimitrios Milios, and Guido Sanguinetti. Smoothed model checking for uncertain continuous-time Markov chains. *Inf. Comput.*, 247:235–253, 2016. doi:10.1016/j.ic.2016.01.004.
- [11] Valentina Castiglioni, Michele Loreti, and Simone Tini. The metric linear-time branching-time spectrum on nondeterministic probabilistic processes. *Theor. Comput. Sci.*, 813:20–69, 2020. doi:10.1016/j.tcs.2019.09.019.
- [12] Valentina Castiglioni, Michele Loreti, and Simone Tini. How adaptive and reliable is your program? In *Proceedings of FORTE 2021*, volume 12719 of *Lecture Notes in Computer Science*, pages 60–79, 2021. The technical report version of the paper can be found at <http://icetcs.ru.is/opel/Forte21.pdf>. doi:10.1007/978-3-030-78089-0\_4.
- [13] Luca de Alfaro, Thomas A. Henzinger, and Rupak Majumdar. Discounting the Future in Systems Theory. In *Proceedings of*

- ICALP'03*, ICALP '03, pages 1022–1037. Springer, 2003. doi:10.1007/3-540-45061-0\\_79.
- [14] Josee Desharnais, Vineet Gupta, Radha Jagadeesan, and Prakash Panangaden. Metrics for labelled Markov processes. *Theor. Comput. Sci.*, 318(3):323–354, 2004. doi:10.1016/j.tcs.2003.09.013.
- [15] Alexandre Donzé and Oded Maler. Robust satisfaction of temporal logic over real-valued signals. In *Proceedings of FORMATS 2010*, volume 6246 of *Lecture Notes in Computer Science*, pages 92–106, 2010. URL: [https://doi.org/10.1007/978-3-642-15297-9\\_9](https://doi.org/10.1007/978-3-642-15297-9_9), doi:10.1007/978-3-642-15297-9\\_9.
- [16] François Fages and Aurélien Rizk. On temporal logic constraint solving for analyzing numerical data time series. *Theor. Comput. Sci.*, 408(1):55–65, 2008. doi:10.1016/j.tcs.2008.07.004.
- [17] Olivier P. Faugeras and Ludger Rüschendorf. Risk excess measures induced by hemi-metrics. *Probability, Uncertainty and Quantitative Risk*, 3:6, 2018. doi:10.1186/s41546-018-0032-0.
- [18] Sofie Haesaert, Paul M. J. van den Hof, and Alessandro Abate. Data-driven and model-based verification via bayesian identification and reachability analysis. *Autom.*, 79:115–126, 2017. doi:10.1016/j.automatica.2017.01.037.
- [19] Hans Hansson and Bengt Jonsson. A logic for reasoning about time and reliability. *Formal Asp. Comput.*, 6(5):512–535, 1994. doi:10.1007/BF01211866.
- [20] Karl Henrik Johansson. The quadruple-tank process: a multivariable laboratory process with an adjustable zero. *IEEE Trans. Control. Syst. Technol.*, 8(3):456–465, 2000. doi:10.1109/87.845876.
- [21] Hiroaki Kitano. Towards a theory of biological robustness. *Molecular Systems Biology*, 3(1):137, 2007. URL: <https://www.embopress.org/doi/abs/10.1038/msb4100179>, arXiv:<https://www.embopress.org/doi/pdf/10.1038/msb4100179>, doi:<https://doi.org/10.1038/msb4100179>.
- [22] Hermann Kopetz. *Internet of Things*, pages 307–323. Springer US, Boston, MA, 2011. doi:10.1007/978-1-4419-8237-7\\_13.
- [23] Vijay Anand Korthikanti, Mahesh Viswanathan, Gul Agha, and Young-Min Kwon. Reasoning about mdps as transformers of probability distributions. In *Proceedings of QEST 2010*, pages 199–208. IEEE Computer Society, 2010. doi:10.1109/QEST.2010.35.

- [24] Ron Koymans. Specifying real-time properties with metric temporal logic. *Real Time Syst.*, 2(4):255–299, 1990. doi:10.1007/BF01995674.
- [25] Marta Z. Kwiatkowska, Gethin Norman, and David Parker. Stochastic model checking. In *Proceedings of SFM 2007*, volume 4486 of *Lecture Notes in Computer Science*, pages 220–270, 2007. URL: [https://doi.org/10.1007/978-3-540-72522-0\\_6](https://doi.org/10.1007/978-3-540-72522-0_6), doi:10.1007/978-3-540-72522-0\_6.
- [26] Marta Z. Kwiatkowska and David Parker. Advances in probabilistic model checking. In Tobias Nipkow, Orna Grumberg, and Benedikt Hauptmann, editors, *Software Safety and Security - Tools for Analysis and Verification*, volume 33 of *NATO Science for Peace and Security Series - D: Information and Communication Security*, pages 126–151. IOS Press, 2012. doi:10.3233/978-1-61499-028-4-126.
- [27] YoungMin Kwon and Gul Agha. Linear inequality LTL (iltl): A model checker for discrete time markov chains. In *Proceedings of ICFEM 2004*, volume 3308 of *Lecture Notes in Computer Science*, pages 194–208, 2004. URL: [https://doi.org/10.1007/978-3-540-30482-1\\_21](https://doi.org/10.1007/978-3-540-30482-1_21), doi:10.1007/978-3-540-30482-1\_21.
- [28] Oded Maler and Dejan Nickovic. Monitoring temporal properties of continuous signals. In *Proceedings of FORMATS and FTRTFT 2004*, volume 3253 of *Lecture Notes in Computer Science*, pages 152–166, 2004. doi:10.1007/978-3-540-30206-3\_12.
- [29] Aditya P. Mathur and Nils Ole Tippenhauer. Swat: a water treatment testbed for research and training on ICS security. In *Proceedings of CySWater@CPSWeek 2016*, pages 31–36. IEEE Computer Society, 2016. doi:10.1109/CySWater.2016.7469060.
- [30] D. Mercurio, V. Andersen, and K. Wagner. Decommissioning level 2 probabilistic risk assessment methodology for boiling water reactors. In *Proceedings of PSAM 13 2016*, 2016.
- [31] Lucia Nasti, Roberta Gori, and Paolo Milazzo. Formalizing a notion of concentration robustness for biochemical networks. In *Proceedings of STAF 2018*, volume 11176 of *Lecture Notes in Computer Science*, pages 81–97, 2018. URL: [https://doi.org/10.1007/978-3-030-04771-9\\_8](https://doi.org/10.1007/978-3-030-04771-9_8), doi:10.1007/978-3-030-04771-9\_8.
- [32] Dung Phan, Nicola Paoletti, Timothy Zhang, Radu Grosu, Scott A. Smolka, and Scott D. Stoller. Neural state classification for hybrid systems. In *Proceedings of ATVA 2018*, volume 11138 of *Lecture Notes in Computer Science*, pages 422–440, 2018. URL:

[https://doi.org/10.1007/978-3-030-01090-4\\_25](https://doi.org/10.1007/978-3-030-01090-4_25), doi:10.1007/978-3-030-01090-4\_25.

- [33] Amir Pnueli. The temporal logic of programs. In *Proceedings of FOCS 1977*, pages 46–57. IEEE Computer Society, 1977. doi:10.1109/SFCS.1977.32.
- [34] Jörg Raisch, Eberhard Klein, Siu O’Young, Christian Meder, and Alexander Itigin. Approximating automata and discrete control for continuous systems - two examples from process control. In *Proceedings of Hybrid Systems V, 1997*, volume 1567 of *Lecture Notes in Computer Science*, pages 279–303, 1997. URL: [https://doi.org/10.1007/3-540-49163-5\\_16](https://doi.org/10.1007/3-540-49163-5_16), doi:10.1007/3-540-49163-5\_16.
- [35] R. Rajkumar, I. Lee, L. Sha, and J. A. Stankovic. Cyber-physical systems: the next computing revolution. In *DAC*, pages 731–736. ACM, 2010.
- [36] Aurélien Rizk, Grégory Batt, François Fages, and Sylvain Soliman. A general computational method for robustness analysis with applications to synthetic gene networks. *Bioinform.*, 25(12), 2009. doi:10.1093/bioinformatics/btp200.
- [37] Aurélien Rizk, Grégory Batt, François Fages, and Sylvain Soliman. Continuous valuations of temporal logic specifications with applications to parameter optimization and robustness measures. *Theor. Comput. Sci.*, 412(26):2827–2839, 2011. doi:10.1016/j.tcs.2010.05.008.
- [38] Dorsa Sadigh and Ashish Kapoor. Safe control under uncertainty with probabilistic signal temporal logic. In *Proceedings of Robotics: Science and Systems XII 2016*, 2016. URL: <http://www.roboticsproceedings.org/rss12/p17.html>, doi:10.15607/RSS.2016.XII.017.
- [39] Koushik Sen, Mahesh Viswanathan, and Gul Agha. Statistical model checking of black-box probabilistic systems. In *Proceedings of CAV 2004*, volume 3114 of *Lecture Notes in Computer Science*, pages 202–215, 2004. URL: [https://doi.org/10.1007/978-3-540-27813-9\\_16](https://doi.org/10.1007/978-3-540-27813-9_16), doi:10.1007/978-3-540-27813-9\_16.
- [40] Koushik Sen, Mahesh Viswanathan, and Gul Agha. On statistical model checking of stochastic systems. In *Proceedings of CAV 2005*, volume 3576 of *Lecture Notes in Computer Science*, pages 266–280, 2005. URL: [https://doi.org/10.1007/11513988\\_26](https://doi.org/10.1007/11513988_26), doi:10.1007/11513988\_26.

- [41] Bharath K. Sriperumbudur, Kenji Fukumizu, Arthur Gretton, Bernard Schölkopf, and Gert R. G. Lanckriet. On the empirical estimation of integral probability metrics. *Electronic Journal of Statistics*, 6:1550–1599, 2021. doi:10.1214/12-EJS722.
- [42] D. Thorsley and E. Klavins. Approximating stochastic biochemical processes with Wasserstein pseudometrics. *IET Syst. Biol.*, 4(3):193–211, 2010. doi:10.1049/iet-syb.2009.0039.
- [43] Mattias Tiger and Fredrik Heintz. Stream reasoning using temporal logic and predictive probabilistic state models. In *Proceedings of TIME 2016*, pages 196–205, 2016. doi:10.1109/TIME.2016.28.
- [44] Mattias Tiger and Fredrik Heintz. Incremental reasoning in probabilistic signal temporal logic. *Int. J. Approx. Reason.*, 119:325–352, 2020. doi:10.1016/j.ijar.2020.01.009.
- [45] L. N. Vaserstein. Markovian processes on countable space product describing large systems of automata. *Probl. Peredachi Inf.*, 5(3):64–72, 1969.
- [46] Cédric Villani. *Optimal transport: old and new*, volume 338. Springer, 2008.
- [47] Yu Wang, Nima Roohi, Matthew West, Mahesh Viswanathan, and Geir E. Dullerud. Statistical verification of PCTL using antithetic and stratified samples. *Formal Methods Syst. Des.*, 54(2):145–163, 2019. doi:10.1007/s10703-019-00339-8.
- [48] Paolo Zuliani, André Platzer, and Edmund M. Clarke. Bayesian statistical model checking with application to stateflow/simulink verification. *Formal Methods Syst. Des.*, 43(2):338–367, 2013. doi:10.1007/s10703-013-0195-3.
- [49] K.J. Åstrom and M. Lundh. Lund control program combines theory with hands-on experience. *IEEE control systems*, 3(12):22–30, 1992. doi:10.1109/37.165511.

## A Additional details on the three-tank experiment

Let  $A$  be the cross sectional area of each tank, and  $a$  be the cross sectional area of the connecting and outlet pipes. The volume balance difference equations of each tank, considering  $\Delta\tau = 1$  as sampling time interval, are the following:

$$\begin{aligned} A(l_1(\tau + 1) - l_1(\tau)) &= q_1(\tau) - q_{12}(\tau) \\ A(l_2(\tau + 1) - l_2(\tau)) &= q_{12}(\tau) - q_{23}(\tau) \\ A(l_3(\tau + 1) - l_3(\tau)) &= q_2(\tau) + q_{23}(\tau) - q_0(\tau). \end{aligned} \quad (8)$$

We can then apply Torricelli's law to the equations in (8) to obtain the flow rates  $q_{12}$  and  $q_{23}$ :

$$\begin{aligned} q_{12}(\tau) &= \begin{cases} a_{12}(\tau)a\sqrt{2g(l_1(\tau) - l_2(\tau))} & \text{if } l_1(\tau) \geq l_2(\tau) \\ -a_{12}(\tau)a\sqrt{2g(l_2(\tau) - l_1(\tau))} & \text{otherwise;} \end{cases} \\ q_{23}(\tau) &= \begin{cases} a_{23}(\tau)a\sqrt{2g(l_2(\tau) - l_3(\tau))} & \text{if } l_2(\tau) \geq l_3(\tau) \\ -a_{23}(\tau)a\sqrt{2g(l_3(\tau) - l_2(\tau))} & \text{otherwise;} \end{cases} \end{aligned}$$

where  $g$  is the gravitational constant, and  $a_{12}, a_{23}$  are the loss coefficients of the respective pipes. These coefficients are represented as time dependent functions since they depend on the geometry of the pipes and on the water level in the tanks. In our experiments (see the script at <https://github.com/gitUltron/Ultron>), we have used the approximation  $g = 9.81$ , and the following values for the aforementioned coefficients: (i)  $a = 0.5$ , (ii)  $a_{12} = 0.75$ , (iii)  $a_{23} = 0.75$ .

## B Proof of Lemma 1

**Lemma 1.** *For any penalty function  $\rho$ , and systems  $\mathbf{s}_1$  and  $\mathbf{s}_2$  we have that:*

$$\ell_{\rho, \text{OT}}(\mathbf{s}_1, \mathbf{s}_2) \leq \max(\mathbf{m}_{\rho, \text{OT}}^\lambda(\mathbf{s}_1, \mathbf{s}_2), \mathbf{m}_{\rho, \text{OT}}^\lambda(\mathbf{s}_2, \mathbf{s}_1)).$$

*Proof.* It is enough to show that

$$|\llbracket \varphi \rrbracket_{\mathbf{s}_1, \tau} - \llbracket \varphi \rrbracket_{\mathbf{s}_2, \tau}| \leq \max(\mathbf{m}_{\rho, \text{OT}}^\lambda(\mathbf{s}_1, \mathbf{s}_2), \mathbf{m}_{\rho, \text{OT}}^\lambda(\mathbf{s}_2, \mathbf{s}_1))$$

holds for all EvTL formula  $\varphi$  and  $\tau \in \text{OT}$ . We proceed by structural induction over  $\varphi$ .

- Base case  $\varphi \equiv \top$ . Immediate.

- Base case  $\varphi \equiv \mathbf{target}(\mu)_p^\rho$ . We distinguish two cases. The first case is  $\mathbf{W}(m_{\rho,\tau}^{\mathcal{D}})(\mu, \mathcal{S}_{\mathbf{s}_1,\tau}) \geq \mathbf{W}(m_{\rho,\tau}^{\mathcal{D}})(\mu, \mathcal{S}_{\mathbf{s}_2,\tau})$ . We have

$$\begin{aligned}
& | \llbracket \varphi \rrbracket_{\mathbf{s}_1,\tau} - \llbracket \varphi \rrbracket_{\mathbf{s}_2,\tau} | \\
&= | p - \lambda(\tau) \mathbf{W}(m_{\rho,\tau}^{\mathcal{D}})(\mu, \mathcal{S}_{\mathbf{s}_1,\tau}) - p + \lambda(\tau) \mathbf{W}(m_{\rho,\tau}^{\mathcal{D}})(\mu, \mathcal{S}_{\mathbf{s}_2,\tau}) | \\
&= \lambda(\tau) \mathbf{W}(m_{\rho,\tau}^{\mathcal{D}})(\mu, \mathcal{S}_{\mathbf{s}_1,\tau}) - \lambda(\tau) \mathbf{W}(m_{\rho,\tau}^{\mathcal{D}})(\mu, \mathcal{S}_{\mathbf{s}_2,\tau}) \\
&\leq \lambda(\tau) \mathbf{W}(m_{\rho,\tau}^{\mathcal{D}})(\mu, \mathcal{S}_{\mathbf{s}_2,\tau}) + \lambda(\tau) \mathbf{W}(m_{\rho,\tau}^{\mathcal{D}})(\mathcal{S}_{\mathbf{s}_2,\tau}, \mathcal{S}_{\mathbf{s}_1,\tau}) - \lambda(\tau) \mathbf{W}(m_{\rho,\tau}^{\mathcal{D}})(\mu, \mathcal{S}_{\mathbf{s}_2,\tau}) \\
&= \lambda(\tau) \mathbf{W}(m_{\rho,\tau}^{\mathcal{D}})(\mathcal{S}_{\mathbf{s}_2,\tau}, \mathcal{S}_{\mathbf{s}_1,\tau}) \\
&\leq \mathbf{m}_{\rho,\text{OT}}^\lambda(\mathbf{s}_2, \mathbf{s}_1) \\
&\leq \max(\mathbf{m}_{\rho,\text{OT}}^\lambda(\mathbf{s}_1, \mathbf{s}_2), \mathbf{m}_{\rho,\text{OT}}^\lambda(\mathbf{s}_2, \mathbf{s}_1))
\end{aligned}$$

with the fourth step by the triangular property.

The second case is  $\mathbf{W}(m_{\rho,\tau}^{\mathcal{D}})(\mu, \mathcal{S}_{\mathbf{s}_1,\tau}) < \mathbf{W}(m_{\rho,\tau}^{\mathcal{D}})(\mu, \mathcal{S}_{\mathbf{s}_2,\tau})$  and can be treated as the previous one, by exchanging the roles of  $\mathbf{s}_1$  and  $\mathbf{s}_2$ .

- Base case  $\varphi \equiv \mathbf{brink}(\mu)_p^\rho$ . This case is analogous to case  $\varphi \equiv \mathbf{target}(\mu)_p^\rho$ .
- Inductive step  $\neg\varphi$ . We have

$$\begin{aligned}
& | \llbracket \neg\varphi \rrbracket_{\mathbf{s}_1,\tau} - \llbracket \neg\varphi \rrbracket_{\mathbf{s}_2,\tau} | \\
&= | - \llbracket \varphi \rrbracket_{\mathbf{s}_1,\tau} - (-\llbracket \varphi \rrbracket_{\mathbf{s}_2,\tau}) | \\
&= | \llbracket \varphi \rrbracket_{\mathbf{s}_2,\tau} - \llbracket \varphi \rrbracket_{\mathbf{s}_1,\tau} | \\
&\leq \max(\mathbf{m}_{\rho,\text{OT}}^\lambda(\mathbf{s}_1, \mathbf{s}_2), \mathbf{m}_{\rho,\text{OT}}^\lambda(\mathbf{s}_2, \mathbf{s}_1))
\end{aligned}$$

with the last step by the inductive hypothesis.

- Inductive step  $\varphi_1 \vee \varphi_2$ . We distinguish two cases. The first case is  $\max(\llbracket \varphi_1 \rrbracket_{\mathbf{s}_1,\tau}, \llbracket \varphi_2 \rrbracket_{\mathbf{s}_1,\tau}) \geq \max(\llbracket \varphi_1 \rrbracket_{\mathbf{s}_2,\tau}, \llbracket \varphi_2 \rrbracket_{\mathbf{s}_2,\tau})$ . We have two subcases. The first subcase is  $\llbracket \varphi_1 \rrbracket_{\mathbf{s}_1,\tau} \geq \llbracket \varphi_2 \rrbracket_{\mathbf{s}_1,\tau}$ . We have:

$$\begin{aligned}
& | \llbracket \varphi_1 \vee \varphi_2 \rrbracket_{\mathbf{s}_1,\tau} - \llbracket \varphi_1 \vee \varphi_2 \rrbracket_{\mathbf{s}_2,\tau} | \\
&= | \max(\llbracket \varphi_1 \rrbracket_{\mathbf{s}_1,\tau}, \llbracket \varphi_2 \rrbracket_{\mathbf{s}_1,\tau}) - \max(\llbracket \varphi_1 \rrbracket_{\mathbf{s}_2,\tau}, \llbracket \varphi_2 \rrbracket_{\mathbf{s}_2,\tau}) | \\
&= \max(\llbracket \varphi_1 \rrbracket_{\mathbf{s}_1,\tau}, \llbracket \varphi_2 \rrbracket_{\mathbf{s}_1,\tau}) - \max(\llbracket \varphi_1 \rrbracket_{\mathbf{s}_2,\tau}, \llbracket \varphi_2 \rrbracket_{\mathbf{s}_2,\tau}) \\
&= \llbracket \varphi_1 \rrbracket_{\mathbf{s}_1,\tau} - \max(\llbracket \varphi_1 \rrbracket_{\mathbf{s}_2,\tau}, \llbracket \varphi_2 \rrbracket_{\mathbf{s}_2,\tau}) \\
&\leq \llbracket \varphi_1 \rrbracket_{\mathbf{s}_1,\tau} - \llbracket \varphi_1 \rrbracket_{\mathbf{s}_2,\tau} \\
&\leq \max(\mathbf{m}_{\rho,\text{OT}}^\lambda(\mathbf{s}_1, \mathbf{s}_2), \mathbf{m}_{\rho,\text{OT}}^\lambda(\mathbf{s}_2, \mathbf{s}_1))
\end{aligned}$$

with the last step by the inductive hypothesis.

The second subcase is  $\llbracket \varphi_1 \rrbracket_{\mathbf{s}_1,\tau} < \llbracket \varphi_2 \rrbracket_{\mathbf{s}_1,\tau}$  and is obtained with the same arguments, by exchanging the role of  $\varphi_1$  and  $\varphi_2$ .

The second case is  $\max(\llbracket \varphi_1 \rrbracket_{\mathbf{s}_1,\tau}, \llbracket \varphi_2 \rrbracket_{\mathbf{s}_1,\tau}) < \max(\llbracket \varphi_1 \rrbracket_{\mathbf{s}_2,\tau}, \llbracket \varphi_2 \rrbracket_{\mathbf{s}_2,\tau})$  and is obtained with the same arguments of the first case, by exchanging the role of  $\mathbf{s}_1$  and  $\mathbf{s}_2$ .

- Inductive case  $\varphi_1 \mathcal{U}^{[a,b]} \varphi_2$ . We distinguish two cases.  
The first case is  $\llbracket \varphi_1 \mathcal{U}^{[a,b]} \varphi_2 \rrbracket_{\mathbf{s}_1, \tau} \geq \llbracket \varphi_1 \mathcal{U}^{[a,b]} \varphi_2 \rrbracket_{\mathbf{s}_2, \tau}$ .  
By definition of the semantic function  $\llbracket \_ \rrbracket$ , we have that

$$\llbracket \varphi_1 \mathcal{U}^{[a,b]} \varphi_2 \rrbracket_{\mathbf{s}_1, \tau} = \max_{\tau' \in [\tau+a, \tau+b]} \min \left\{ \llbracket \varphi_2 \rrbracket_{\mathbf{s}_1, \tau'}, \min_{\tau'' \in [\tau+a, \tau']} \llbracket \varphi_1 \rrbracket_{\mathbf{s}_1, \tau''} \right\},$$

which equals the value  $\min \{ \llbracket \varphi_2 \rrbracket_{\mathbf{s}_1, \tau''}, \min_{\tau'' \in [\tau+a, \tau'']} \llbracket \varphi_1 \rrbracket_{\mathbf{s}_1, \tau''} \}$  for a suitable  $\tau''$ .

We have two subcases. The first subcase is  $\llbracket \varphi_2 \rrbracket_{\mathbf{s}_2, \tau''} \leq \min_{\tau'' \in [\tau+a, \tau'']} \llbracket \varphi_1 \rrbracket_{\mathbf{s}_2, \tau''}$ .  
We have:

$$\begin{aligned} & | \llbracket \varphi_1 \mathcal{U}^{[a,b]} \varphi_2 \rrbracket_{\mathbf{s}_1, \tau} - \llbracket \varphi_1 \mathcal{U}^{[a,b]} \varphi_2 \rrbracket_{\mathbf{s}_2, \tau} | \\ &= \llbracket \varphi_1 \mathcal{U}^{[a,b]} \varphi_2 \rrbracket_{\mathbf{s}_1, \tau} - \llbracket \varphi_1 \mathcal{U}^{[a,b]} \varphi_2 \rrbracket_{\mathbf{s}_2, \tau} \\ &= \min \left\{ \llbracket \varphi_2 \rrbracket_{\mathbf{s}_1, \tau''}, \min_{\tau'' \in [\tau+a, \tau'']} \llbracket \varphi_1 \rrbracket_{\mathbf{s}_1, \tau''} \right\} - \max_{\tau' \in [\tau+a, \tau+b]} \min \left\{ \llbracket \varphi_2 \rrbracket_{\mathbf{s}_2, \tau'}, \min_{\tau'' \in [\tau+a, \tau']} \llbracket \varphi_1 \rrbracket_{\mathbf{s}_2, \tau''} \right\} \\ &\leq \min \left\{ \llbracket \varphi_2 \rrbracket_{\mathbf{s}_1, \tau''}, \min_{\tau'' \in [\tau+a, \tau'']} \llbracket \varphi_1 \rrbracket_{\mathbf{s}_1, \tau''} \right\} - \min \left\{ \llbracket \varphi_2 \rrbracket_{\mathbf{s}_2, \tau''}, \min_{\tau'' \in [\tau+a, \tau'']} \llbracket \varphi_1 \rrbracket_{\mathbf{s}_2, \tau''} \right\} \\ &= \min \left\{ \llbracket \varphi_2 \rrbracket_{\mathbf{s}_1, \tau''}, \min_{\tau'' \in [\tau+a, \tau'']} \llbracket \varphi_1 \rrbracket_{\mathbf{s}_1, \tau''} \right\} - \llbracket \varphi_2 \rrbracket_{\mathbf{s}_2, \tau''} \\ &\leq \llbracket \varphi_2 \rrbracket_{\mathbf{s}_1, \tau''} - \llbracket \varphi_2 \rrbracket_{\mathbf{s}_2, \tau''} \\ &\leq \max(\mathbf{m}_{\rho, \text{OT}}^\lambda(\mathbf{s}_1, \mathbf{s}_2), \mathbf{m}_{\rho, \text{OT}}^\lambda(\mathbf{s}_2, \mathbf{s}_1)) \end{aligned}$$

with the first step since we are in the first case, the second step from the definition of  $\tau''$ , the fourth step since we are in the first subcase and the last step by the inductive hypothesis.

The second subcase is  $\llbracket \varphi_2 \rrbracket_{\mathbf{s}_2, \tau''} > \min_{\tau'' \in [\tau+a, \tau'']} \llbracket \varphi_1 \rrbracket_{\mathbf{s}_2, \tau''}$ . Let  $\tau''''$  be such that  $\min_{\tau'' \in [\tau+a, \tau'''']} \llbracket \varphi_1 \rrbracket_{\mathbf{s}_2, \tau''} = \llbracket \varphi_1 \rrbracket_{\mathbf{s}_2, \tau''''}$ . We have:

$$\begin{aligned} & | \llbracket \phi_1 \mathcal{U}^{[a,b]} \phi_2 \rrbracket_{\mathbf{s}_1, \tau} - \llbracket \phi_1 \mathcal{U}^{[a,b]} \phi_2 \rrbracket_{\mathbf{s}_2, \tau} | \\ &= \llbracket \phi_1 \mathcal{U}^{[a,b]} \phi_2 \rrbracket_{\mathbf{s}_1, \tau} - \llbracket \phi_1 \mathcal{U}^{[a,b]} \phi_2 \rrbracket_{\mathbf{s}_2, \tau} \\ &= \min \left\{ \llbracket \varphi_2 \rrbracket_{\mathbf{s}_1, \tau''}, \min_{\tau'' \in [\tau+a, \tau'']} \llbracket \varphi_1 \rrbracket_{\mathbf{s}_1, \tau''} \right\} - \max_{\tau' \in [\tau+a, \tau+b]} \min \left\{ \llbracket \varphi_2 \rrbracket_{\mathbf{s}_2, \tau'}, \min_{\tau'' \in [\tau+a, \tau']} \llbracket \varphi_1 \rrbracket_{\mathbf{s}_2, \tau''} \right\} \\ &\leq \min \left\{ \llbracket \varphi_2 \rrbracket_{\mathbf{s}_1, \tau''}, \min_{\tau'' \in [\tau+a, \tau'']} \llbracket \varphi_1 \rrbracket_{\mathbf{s}_1, \tau''} \right\} - \min \left\{ \llbracket \varphi_2 \rrbracket_{\mathbf{s}_2, \tau''}, \min_{\tau'' \in [\tau+a, \tau'']} \llbracket \varphi_1 \rrbracket_{\mathbf{s}_2, \tau''} \right\} \\ &= \min \left\{ \llbracket \varphi_2 \rrbracket_{\mathbf{s}_1, \tau''}, \min_{\tau'' \in [\tau+a, \tau'']} \llbracket \varphi_1 \rrbracket_{\mathbf{s}_1, \tau''} \right\} - \min_{\tau'' \in [\tau+a, \tau'''']} \llbracket \varphi_1 \rrbracket_{\mathbf{s}_2, \tau''} \\ &= \min \left\{ \llbracket \varphi_2 \rrbracket_{\mathbf{s}_1, \tau''}, \min_{\tau'' \in [\tau+a, \tau'']} \llbracket \varphi_1 \rrbracket_{\mathbf{s}_1, \tau''} \right\} - \llbracket \varphi_1 \rrbracket_{\mathbf{s}_2, \tau''''} \\ &\leq \llbracket \varphi_1 \rrbracket_{\mathbf{s}_1, \tau''''} - \llbracket \varphi_1 \rrbracket_{\mathbf{s}_2, \tau''''} \\ &\leq \max(\mathbf{m}_{\rho, \text{OT}}^\lambda(\mathbf{s}_1, \mathbf{s}_2), \mathbf{m}_{\rho, \text{OT}}^\lambda(\mathbf{s}_2, \mathbf{s}_1)) \end{aligned}$$



with the first step since we are in the first case, the second step from the definition of  $\tau'''$ , the fourth step since we are in the second subcase, the fifth step from the definition of  $\tau''''$  and the last step by the inductive hypothesis. □

## C Proof of Lemma 2

**Lemma 2.** *For all systems  $\mathbf{s}_1, \mathbf{s}_2$  and penalty functions  $\rho$ , there is a formula  $\varphi \in \mathcal{L}_\rho$  with  $|\llbracket \varphi \rrbracket_{\mathbf{s}_1, \tau} - \llbracket \varphi \rrbracket_{\mathbf{s}_2, \tau}| = \max \left( \mathbf{m}_{\rho, \text{OT}}^\lambda(\mathbf{s}_1, \mathbf{s}_2), \mathbf{m}_{\rho, \text{OT}}^\lambda(\mathbf{s}_2, \mathbf{s}_1) \right)$ , for some  $\tau \in \text{OT}$ .*

*Proof.* Given the set of observation times  $\text{OT}$ , we let

$$\begin{aligned}\tau_1 &= \arg \max_{\tau \in \text{OT}} \lambda(\tau) \mathbf{W}(m_{\rho, \tau}^{\mathcal{D}})(\mathcal{S}_{\mathbf{s}_1, \tau}, \mathcal{S}_{\mathbf{s}_2, \tau}) \\ \tau_2 &= \arg \max_{\tau \in \text{OT}} \lambda(\tau) \mathbf{W}(m_{\rho, \tau}^{\mathcal{D}})(\mathcal{S}_{\mathbf{s}_2, \tau}, \mathcal{S}_{\mathbf{s}_1, \tau})\end{aligned}$$

so that

$$\begin{aligned}& \max \left\{ \mathbf{m}_{\rho, \text{OT}}^\lambda(\mathbf{s}_1, \mathbf{s}_2), \mathbf{m}_{\rho, \text{OT}}^\lambda(\mathbf{s}_2, \mathbf{s}_1) \right\} \\ &= \max \left\{ \lambda(\tau_1) \mathbf{W}(m_{\rho, \tau_1}^{\mathcal{D}})(\mathcal{S}_{\mathbf{s}_1, \tau_1}, \mathcal{S}_{\mathbf{s}_2, \tau_1}), \lambda(\tau_2) \mathbf{W}(m_{\rho, \tau_2}^{\mathcal{D}})(\mathcal{S}_{\mathbf{s}_2, \tau_2}, \mathcal{S}_{\mathbf{s}_1, \tau_2}) \right\}.\end{aligned}$$

Assume, without loss of generality, that

$$\lambda(\tau_1) \mathbf{W}(m_{\rho, \tau_1}^{\mathcal{D}})(\mathcal{S}_{\mathbf{s}_1, \tau_1}, \mathcal{S}_{\mathbf{s}_2, \tau_1}) \geq \lambda(\tau_2) \mathbf{W}(m_{\rho, \tau_2}^{\mathcal{D}})(\mathcal{S}_{\mathbf{s}_2, \tau_2}, \mathcal{S}_{\mathbf{s}_1, \tau_2}).$$

In the symmetric case, the proof follows by switching the roles of  $\mathbf{s}_1$  and  $\mathbf{s}_2$ .

Consider the formula

$$\begin{aligned}\varphi &= \mathbf{target}(\mu)_p^\rho \\ \mu &= \mathcal{S}_{\mathbf{s}_1, \tau_1} \\ p &= \lambda(\tau_2) \mathbf{W}(m_{\rho, \tau_2}^{\mathcal{D}})(\mathcal{S}_{\mathbf{s}_2, \tau_2}, \mathcal{S}_{\mathbf{s}_1, \tau_2}).\end{aligned}$$

Then we have

$$\begin{aligned}\llbracket \varphi \rrbracket_{\mathbf{s}_1, \tau_1} &= p - \lambda(\tau_1) \mathbf{W}(m_{\rho, \tau_1}^{\mathcal{D}})(\mu, \mathcal{S}_{\mathbf{s}_1, \tau_1}) \\ &= \lambda(\tau_2) \mathbf{W}(m_{\rho, \tau_2}^{\mathcal{D}})(\mathcal{S}_{\mathbf{s}_2, \tau_2}, \mathcal{S}_{\mathbf{s}_1, \tau_2}) - \lambda(\tau_1) \mathbf{W}(m_{\rho, \tau_1}^{\mathcal{D}})(\mathcal{S}_{\mathbf{s}_1, \tau_1}, \mathcal{S}_{\mathbf{s}_1, \tau_1}) \\ &= \lambda(\tau_2) \mathbf{W}(m_{\rho, \tau_2}^{\mathcal{D}})(\mathcal{S}_{\mathbf{s}_2, \tau_2}, \mathcal{S}_{\mathbf{s}_1, \tau_2}) \\ \llbracket \varphi \rrbracket_{\mathbf{s}_2, \tau_1} &= p - \lambda(\tau_1) \mathbf{W}(m_{\rho, \tau_1}^{\mathcal{D}})(\mu, \mathcal{S}_{\mathbf{s}_2, \tau_1}) \\ &= \lambda(\tau_2) \mathbf{W}(m_{\rho, \tau_2}^{\mathcal{D}})(\mathcal{S}_{\mathbf{s}_2, \tau_2}, \mathcal{S}_{\mathbf{s}_1, \tau_2}) - \lambda(\tau_1) \mathbf{W}(m_{\rho, \tau_1}^{\mathcal{D}})(\mathcal{S}_{\mathbf{s}_1, \tau_1}, \mathcal{S}_{\mathbf{s}_2, \tau_1})\end{aligned}$$

from which we obtain

$$|\llbracket \varphi \rrbracket_{\mathbf{s}_1, \tau_1} - \llbracket \varphi \rrbracket_{\mathbf{s}_2, \tau_1}| = \lambda(\tau_1) \mathbf{W}(m_{\rho, \tau_1}^{\mathcal{D}})(\mathcal{S}_{\mathbf{s}_1, \tau_1}, \mathcal{S}_{\mathbf{s}_2, \tau_1})$$

thus concluding the proof. □

## D Proof of Theorem 2

**Theorem 2.** Let  $\mu, \nu \in \Delta(\mathcal{D}, \mathcal{B}_{\mathcal{D}})$  be unknown. Let  $\{\mathbf{d}_1^1, \dots, \mathbf{d}_1^N\}$  be independent samples taken from  $\mu$ , and  $\{\mathbf{d}_2^1, \dots, \mathbf{d}_2^{\ell N}\}$  independent samples taken from  $\nu$ . Let  $\{\omega_j = \rho_i(\mathbf{d}_1^j)\}$  and  $\{\nu_h = \rho_i(\mathbf{d}_2^h)\}$  be the ordered sequences obtained by applying the  $i$ -penalty function to the samples. Then, it holds, almost surely, that

$$\mathbf{W}(m_{\rho,i}^{\mathcal{D}})(\mu, \nu) = \lim_{N \rightarrow \infty} \frac{1}{\ell N} \sum_{h=1}^{\ell N} \max \left\{ \nu_h - \omega_{\lceil \frac{h}{\ell} \rceil}, 0 \right\}.$$

*Proof.* We split the proof into two parts showing respectively:

$$\mathbf{W}(m_{\rho,i}^{\mathcal{D}})(\mu, \nu) = \lim_{N \rightarrow \infty} \mathbf{W}(m_{\rho,i}^{\mathcal{D}})(\hat{\mu}^N, \hat{\nu}_{s_2,i}^{\ell N}). \quad (9)$$

$$\mathbf{W}(m_{\rho,i}^{\mathcal{D}})(\hat{\mu}^N, \hat{\nu}^{\ell N}) = \frac{1}{\ell N} \sum_{h=1}^{\ell N} \max \left\{ \nu_h - \omega_{\lceil \frac{h}{\ell} \rceil}, 0 \right\}. \quad (10)$$

where  $\hat{\mu}^N$  and  $\hat{\nu}^{\ell N}$  are the estimated probability distributions obtained from  $\mu$  and  $\nu$  by sampling  $N$  and  $\ell N$  values.

- PROOF OF EQUATION (9).

We recall that the sequence  $\{\hat{\mu}^N\}$  (resp.  $\{\hat{\nu}^N\}$ ) converges weakly to  $\mu$  (resp.  $\nu$ ) (see Equation (7)). Moreover, we can prove that these sequences converge weakly in  $\Delta(\mathcal{D}, \mathcal{B}_{\mathcal{D}})$  in the sense of [46, Definition 6.8]. In fact, given the  $i$ -ranking function  $\rho_i$ , the existence of a data state  $\tilde{\mathbf{d}}$  such that  $\rho_i(\tilde{\mathbf{d}}) = 0$  is guaranteed (remember that the constraints used to define  $\rho_i$  are on the possible values of state variables and a data state fulfilling all the requirements is assigned value 0). Thus, for any  $\mathbf{d} \in \mathcal{D}$  we have that  $m_{\rho,i}^{\mathcal{D}}(\tilde{\mathbf{d}}, \mathbf{d}) = \max\{\rho_i(\mathbf{d}) - \rho_i(\tilde{\mathbf{d}}), 0\} = \rho_i(\mathbf{d})$ . Since, moreover, by definition  $\rho_i$  is continuous and bounded, the weak convergence of the probability measures gives  $\int_{\mathcal{D}} \rho_i(\mathbf{d}) d(\hat{\mu}^N(\mathbf{d})) \rightarrow \int_{\mathcal{D}} \rho_i(\mathbf{d}) d(\mu(\mathbf{d}))$  and  $\int_{\mathcal{D}} \rho_i(\mathbf{d}) d(\hat{\nu}^{\ell N}(\mathbf{d})) \rightarrow \int_{\mathcal{D}} \rho_i(\mathbf{d}) d(\nu(\mathbf{d}))$  and thus Definition 6.8.(i) of [46] is satisfied. As  $\mathcal{D}$  is a Polish space, by [46, Theorem 6.9] we obtain that

$$\hat{\mu}^N \rightarrow \mu \text{ and } \hat{\nu}^{\ell N} \rightarrow \nu \text{ implies } \mathbf{W}(m_{\rho,i}^{\mathcal{D}})(\mu, \nu) = \lim_{N \rightarrow \infty} \mathbf{W}(m_{\rho,i}^{\mathcal{D}})(\hat{\mu}^N, \hat{\nu}^{\ell N}).$$

- PROOF OF EQUATION (10).

For this part of the proof we follow [42]. Since the ranking function is continuous, it is in particular  $\mathcal{B}_{\mathcal{D}}$  measurable and therefore for any probability measure  $\mu$  on  $(\mathcal{D}, \mathcal{B}_{\mathcal{D}})$  we obtain that  $F_{\mu, \rho_i}(r) := \mu(\{\rho_i(\mathbf{d}) < r\})$  is a well defined cumulative distribution function.

Since, moreover, we can always assume that the values  $\rho_i(\mathbf{d}_1^j)$  are sorted, so that  $\rho_i(\mathbf{d}_i^j) \leq \rho_i(\mathbf{d}_1^{j+1})$  for each  $j = 1, \dots, N - 1$ , we can express the counter image of the cumulative distribution function as

$$F_{\hat{\mu}^N, \rho_i}^{-1}(r) = \rho_i(\mathbf{d}_1^j) \text{ whenever } \frac{j-1}{N} < r \leq \frac{j}{N} . \quad (11)$$

A similar reasoning holds for  $F_{\hat{\nu}^{\ell N}, \rho_i}^{-1}(r)$ .

Then, by [17, Proposition 6.2], for each  $N$  we have that

$$\mathbf{W}(m_{\rho_i}^{\mathcal{D}})(\hat{\mu}^N, \hat{\nu}^{\ell N}) = \int_0^1 \max \left\{ F_{\hat{\nu}^{\ell N}, \rho_i}^{-1}(r) - F_{\hat{\mu}^N, \rho_i}^{-1}(r), 0 \right\} dr .$$

Let us now partition the interval  $[0, 1]$  into  $\ell N$  intervals of size  $\frac{1}{\ell N}$ , thus obtaining

$$\mathbf{W}(m_{\rho_i}^{\mathcal{D}})(\hat{\mu}^N, \hat{\nu}^{\ell N}) = \sum_{h=1}^{\ell N} \left( \int_{\frac{h-1}{\ell N}}^{\frac{h}{\ell N}} \max \left\{ F_{\hat{\nu}^{\ell N}, \rho_i}^{-1}(r) - F_{\hat{\mu}^N, \rho_i}^{-1}(r), 0 \right\} dr \right) .$$

From Equation (11), on each interval  $(\frac{h-1}{\ell N}, \frac{h}{\ell N}]$  it holds that  $F_{\hat{\nu}^{\ell N}, \rho_i}^{-1}(r) = \rho_i(\mathbf{d}_1^{\lceil \frac{h}{\ell} \rceil})$  and  $F_{\hat{\mu}^N, \rho_i}^{-1}(r) = \rho_i(\mathbf{d}_2^h)$ . Moreover, both functions are constant on each the interval so that the value of the integral is given by the difference multiplied by the length of the interval:

$$\begin{aligned} \mathbf{W}(m_{\rho_i}^{\mathcal{D}})(\hat{\mu}^N, \hat{\nu}^{\ell N}) &= \sum_{h=1}^{\ell N} \frac{1}{\ell N} \max \left\{ \rho_i(\mathbf{d}_2^h) - \rho_i(\mathbf{d}_1^{\lceil \frac{h}{\ell} \rceil}), 0 \right\} \\ &= \sum_{h=1}^{\ell N} \frac{1}{\ell N} \max \left\{ \nu_h - \omega_{\lceil \frac{h}{\ell} \rceil}, 0 \right\} . \end{aligned}$$

By substituting the last equality into Equation (9) we obtain the thesis.  $\square$

## E Proof of Theorem 3

**Theorem 3.** *For any formula  $\varphi$ , system  $\mathbf{s}$ , data state  $\mathbf{d}_s$ , and integer  $\ell > 0$*

$$\lim_{N \rightarrow \infty} \text{ROBUST}(\mathbf{d}_s, \varphi, \ell, N) = \llbracket \varphi \rrbracket_{\mathbf{s}} .$$

*Proof.* The proof follows by induction on the structure of the formula  $\varphi$ , using Theorem 2 to deal with the base cases of  $\varphi = \mathbf{target}(\mu)_p^\rho$  and  $\varphi = \mathbf{brink}(\mu)_p^\rho$ .  $\square$

<pre> 1: <b>function</b> SIMUL(<math>\mathbf{d}_s, k</math>) 2:   <math>i \leftarrow 0</math> 3:   <math>c \leftarrow \mathbf{d}_s</math> 4:   <math>a \leftarrow c</math> 5:   <b>while</b> <math>i \leq k</math> <b>do</b> 6:     <math>c \leftarrow \text{SIMSTEP}(c)</math> 7:     <math>a \leftarrow a, c</math> 8:     <math>i \leftarrow i + 1</math> 9:   <b>end while</b> 10:  <b>return</b> <math>a</math> 11: <b>end function</b> </pre>	<pre> 1: <b>function</b> COMPUTEWASS(<math>E_1, E_2, \rho</math>) 2:   <math>(\mathbf{d}_1^1, \dots, \mathbf{d}_1^N) \leftarrow E_1</math> 3:   <math>(\mathbf{d}_2^1, \dots, \mathbf{d}_2^{\ell N}) \leftarrow E_2</math> 4:   <math>\forall j : (1 \leq j \leq N) : \omega_j \leftarrow \rho(\mathbf{d}_1^j)</math> 5:   <math>\forall h : (1 \leq h \leq \ell N) : \nu_h \leftarrow \rho(\mathbf{d}_2^h)</math> 6:   re index <math>\{\omega_j\}</math> s.t. <math>\omega_j \leq \omega_{j+1}</math> 7:   re index <math>\{\nu_h\}</math> s.t. <math>\nu_h \leq \nu_{h+1}</math> 8:   <b>return</b> <math>\frac{1}{\ell N} \sum_{h=1}^{\ell N} \max\{\nu_h - \omega_{\lceil \frac{h}{\ell} \rceil}, 0\}</math> 9: <b>end function</b> </pre>
<pre> 1: <b>function</b> ESTIMATE(<math>\mathbf{d}_s, k, N</math>) 2:   <math>\forall i : (0 \leq i \leq k) : E_i \leftarrow \emptyset</math> 3:   <math>counter \leftarrow 0</math> 4:   <b>while</b> <math>counter &lt; N</math> <b>do</b> 5:     <math>(c_0, \dots, c_k) \leftarrow \text{SIMUL}(\mathbf{d}_s, k)</math> 6:     <math>\forall i : E_i \leftarrow E_i, c_i</math> 7:     <math>counter \leftarrow counter + 1</math> 8:   <b>end while</b> 9:   <b>return</b> <math>E_0, \dots, E_k</math> 10: <b>end function</b> </pre>	

## F The algorithms

Given an initial data state  $\mathbf{d}_s$  and an integer  $k$ , we use function SIMUL to sample a sequence of data states  $\mathbf{d}_0, \mathbf{d}_1, \dots, \mathbf{d}_k$ , modelling  $k$ -steps of a computation from  $\mathbf{d}_s = \mathbf{d}_0$ . Each simulation step is performed by means of function SIMSTEP. The exact definition of function SIMSTEP depends on the kind of *model* underlying the generation of the evolution sequence. As we are abstracting from such a model, we only assume that for any  $\mathbf{d} \in \mathcal{D}$  and measurable set  $\mathbb{D} \in \mathcal{B}_{\mathcal{D}}$ :

$$Pr(\text{SIMSTEP}(\mathbf{d}) \in \mathbb{D}) = \text{step}(\mathbf{d})(\mathbb{D}).$$

We use function ESTIMATE to obtain the empirical evolution sequence of system  $\mathbf{s}$  starting from  $\mathbf{d}_s$ . Function ESTIMATE( $\mathbf{d}_s, k, N$ ) invokes  $N$  times function SIMUL to obtain  $N$  sampled sequences of data states  $\mathbf{d}_0^j, \dots, \mathbf{d}_k^j$ , for  $j = 1, \dots, N$ , from  $\mathbf{d}_s = \mathbf{d}_0$ . It returns the sequence of sets of samples  $E_0, \dots, E_k$ , where  $E_i$  is the tuple  $\mathbf{d}_i^1, \dots, \mathbf{d}_i^N$  of the data states observed at time  $i$  in each of the  $N$  sampled computations.