

Joint User Association and Beamforming in Integrated Satellite-HAPS-Ground Networks

Shasha Liu, Hayssam Dahrouj, *Senior Member, IEEE*, and
Mohamed-Slim Alouini, *Fellow, IEEE*

Abstract

This paper proposes, and evaluates the benefit of, one particular hybrid satellite-HAPS-ground network, where one high-altitude-platform-station (HAPS) connected to one geo-satellite assists the ground base-stations (BSs) at serving ground-level users. The paper assumes that the geo-satellite is connected to the HAPS using free-space-optical backhaul link. The HAPS, equipped with multiple antennas, aims at transmitting the geo-satellite data to the users via radio-frequency (RF) links using spatial-multiplexing. Each ground BS, on the other hand, is equipped with multiple antennas and serves users through RF links. The paper then focuses on maximizing the network-wide throughput, subject to user-connectivity constraints, HAPS and BSs power constraints, and backhaul constraints, so as to jointly determine the user-association strategy of each user (i.e., user to geo-satellite via HAPS, or user to BS), and their associated beamforming vectors. We tackle such a mixed discrete-continuous optimization problem using an iterative approach, where the user-association is determined using a combination of linear integer programming and generalized assignment problems, and where the beamforming strategy is found using a weighted-minimum-mean-squared-error approach. The simulations illustrate the appreciable gain of our proposed algorithm, and highlight the prospects of augmenting the ground networks with beamforming-empowered HAPS for connecting the unconnected, and super-connecting the connected.

Index Terms

High altitude platform station, space-HAPS-ground network, backhaul, user association, beamforming, throughput.

Shasha Liu is with the University of Electronic Science and Technology of China (UESTC) (e-mail: shashaliu@std.uestc.edu.cn).

Hayssam Dahrouj and Mohamed-Slim Alouini are with the Division of Computer, Electrical and Mathematical Sciences and Engineering, King Abdullah University of Science and Technology, Thuwal 23955-6900, Saudi Arabia (e-mail: hayssam.dahrouj@gmail.com, slim.alouini@kaust.edu.sa).

I. INTRODUCTION

A. Overview

Large-scale ground-level connectivity has a major impact on current telecommunications infrastructures, which today support billions of people, and tens of billions of devices [1]. As this demand is expected to grow at an even faster pace in the next few years, a major practice of telecom operators is to densify the terrestrial network infrastructures [2]. Such densification may, however, not always be able to satisfy the data ultra-hungry devices and their ambitious quality-of-services requirements in high-interference regimes, and is also not feasible to be realized in rural and remote areas. Augmenting ground-level communications with spatial networks, e.g., satellites at the GEO-layer (i.e., geo-satellites), and the stratospheric layer (i.e., High-Altitude Platform Systems (HAPS)), is expected to revolutionize the physical layer paradigm of next generation of wireless systems (6G) [3]. By adding HAPS to the traditional space-ground network, some of the shortcomings and challenges of the existing networks can be well-resolved, especially those related to 6G networks challenges and goals towards connecting the unconnected, and over-connecting the connected [1], [2]. HAPS enhances terrestrial communications due to its better path-loss profile as compared to higher layers platforms, e.g., cubesats [4]. Compared with Unmanned Aerial Vehicles (UAVs), HAPS can cover a more expansive area due to its elevated altitude and wider beam coverage [5], [6]. In addition, HAPS is located at the stratospheric layer, which provides several appealing deployment characteristics, e.g., the ability to maintain a quasi-stationary state and achieve global connectivity [7]–[9]. The true assessment of such deployment remains, however, a strong function of the joint resource allocation across the HAPS and ground base-stations, and so this paper proposes one particular framework for optimizing integrated satellite-HAPS-ground networks under specific connectivity constraints.

The paper considers a vertical heterogeneous network (VHetNet) comprising one geo-satellite, one HAPS, and several terrestrial base-stations, where both the HAPS and ground base-stations (BSs) are equipped with multiple antennas. The satellite and HAPS are connected through a free-space optical (FSO) link, which has a wide bandwidth, and is secure, license-free, and suitable for deploying point-to-point (P2P) communication in the space [1] [10]. FSO links, however, requires strong alignment between the sender and receiver [11], which is not suitable for the mobile nature of ground users communications. To this end, the paper assumes that both the HAPS and ground BSs communicate with their respective ground users using radio-frequency (RF) links, where

each user can be served by either the ground BSs or by the HAPS. Further, the transmissions across the FSO satellite-HAPS link are assumed to occur over different optical bands, and do not interfere with each other. The considered network performance becomes, therefore, a strong function of the intra-HAPS interference, intra-BS interference, inter-BS interference, and HAPS-BS interference (hereafter denoted by inter-layer interference). The paper then attempts at managing such multi-mode multi-layered interference by means of associating users with BSs or HAPS, and determining their corresponding beamforming vectors so as to maximize the considered integrated satellite-HAPS-ground network throughput.

B. Related Work

The problem considered in this paper is related to the optimization of vertical heterogeneous networks, and particularly to the resource allocation problem in integrated satellite-HAPS-ground networks. The tackled problem is also related to user scheduling and beamforming problems, which are studied extensively in the past literature, both individually and jointly in the context of classical interference networks optimization.

Optimizing system throughput in interference networks is often a non-convex optimization problem, and so optimizing its radio resources remains a challenging problem in general [12]. Many recent techniques, therefore, aim at devising numerically reasonable optimization algorithms that promise to offer major performance improvements as compared to conventional systems strategies. For example, the user association scheduling problem is considered in several classical networks, e.g., [13]–[16], all of which focus on terrestrial networks optimization only. Similarly, the joint user association and power assignment problem is addressed in [17]; please also see the references therein. The user-association subproblem considered in the current paper, however, involves a more intricate coupling of cross-mode cross-layered interference and HAPS connectivity constraints, and so the paper leverages techniques such as linear integer programming [18] and generalized assignment problems [19] to develop reasonable heuristics for dealing with the problem discrete intricacies.

The problem of beamforming optimization is also extensively studied in the literature of wireless networks, either using Lagrangian-duality [20], semidefinite programming (SDP) [21], weighted-minimum mean squared error (WMMSE) [22], [23], or fractional programming (FP) in [24]. The joint user association and beamforming problem is also addressed in [25], [26] under specific terrestrial systems scenarios. From a methodology perspective, WMMSE and FP

are noticeably popular solutions to maximize the sum-rate in conventional terrestrial networks [22]–[24]. Given the structure of our problem formulation, a part of the current paper proposes a tweaked version of WMMSE to best account for the physical constraints stemming from the FSO backhaul link constraint and the multi-mode multi-layered interference in the context of maximizing the system sum-rate under fixed user-association strategy.

The problem considered in this paper is strongly coupled with the latest advances and studies of HAPS networks, which come at the forefront of sky connectivity latest trends. For example, reference [7] presents a comprehensive overview about the vision and framework of HAPS networks. Reference [7] further highlights the prospects of HAPS systems in radio resource management, which our current paper studies under one particular system architecture. In fact, the HAPS used in the current paper also acts as a super-macro base-station, which is well motivated through reference [2] that illustrates the role of HAPS in serving both remote and metropolitan dense areas. The current paper builds upon such connectivity framework, and accounts for specific connectivity constraints on both the HAPS and the ground base-stations sides.

Together with the advances in HAPS studies comes the generic trend in investigating integrated space-air-ground networks, also known as vertical heterogeneous networks (VHetNets), which aim at achieving a relative digital inclusion through connecting the unconnected and super-connecting the connected [1]. To this end, references [27], [28] focus on the performance analysis of VHetNets and highlight their coverage expansion capabilities. Resource optimization of VHetNets also emerges nowadays as a powerful paradigm for assessing the true benefits of HetNets in solving the digital divide problem, e.g., [29]–[32]. While reference [29] considers the time allocation, power control, and trajectory optimization of UAV-aided space-air-ground networks, reference [30] considers power assignment and transmission protocol in an integrated HAPS-mobile telecommunications (IMT) system. References [31], [32] are particularly related to our system model; however, our paper goes beyond both [31], [32] by accounting for the joint user association and beamforming problem in a cross-mode cross-layered interference setup. More specifically, on one hand, [32] studies a hybrid RF/FSO VHetNet consisting of satellites, HAPS, and ground base-stations, and focuses on the systematic performance analysis of the networks. On the other hand, [31] proposes an integrated satellite-airborne-ground network and optimizes the user access, power assignment, and HAPSs' location under an orthogonal frequency division multiple access scheme. Differently from both [31] and [32], our paper adopts a multiple-antenna scheme at the HAPS and at the ground base-stations, and optimizes the user association and

spatial multiplexing strategies so as to efficiently serve the ground users.

C. Contributions

Unlike the aforementioned papers, this paper proposes, and evaluates the benefit of, one particular integrated satellite-air-ground network comprising one satellite, one HAPS, and terrestrial base-stations (BSs), where the geo-satellite is connected to the HAPS using an FSO link. The HAPS and BSs in turn serve ground users via RF links, and are equipped with multiple antennas. While each user is equipped with a single antenna and can be served either by the HAPS or by one of the ground BSs, the user connectivity to the HAPS depends on the FSO link quality between the HAPS and the satellite. The paper then addresses the problem of maximizing the network sum-rate, so as to jointly determine the user association strategy, and the beamforming vectors at the HAPSs and BSs, subject to user connectivity constraints, FSO backhaul constraints, and HAPS and BSs maximum power constraints. The paper solves such a mixed-integer non-convex optimization problem in an iterative modular fashion, i.e., it iterates between solving the user association strategy for fixed beamforming, and solving the beamforming problem for fixed user association. The paper contributions can then be summarized as follows:

- The paper proposes one particular satellite-HAPS-ground multi-antenna network architecture, specifically designed to augment the ground communications through user scheduling and spatial multiplexing. The paper formulates a mixed discrete-continuous optimization problem to jointly pair users with BSs and HAPS, and to design the beamforming vectors at the HAPSs and BSs to maximize the network sum-rate subject to user connectivity constraints, FSO backhaul constraints, and HAPS and BSs maximum power constraints.
- The paper solves the non-convex optimization problem through an iterative algorithm. That is, we iteratively optimize each of the optimization parameters by fixing other variables. The user association strategy is first determined by linearizing the original problem so as to enable the utilization of integer linear programming (ILP), followed by a generalized assignment problem (GAP)-type solution. The beamforming vectors at the HAPS and BSs are then found through a series of problem reformulations that enable the use of weighted minimum mean square error (WMMSE)-type solutions.
- The paper compares the proposed algorithm to classical techniques using Monte-Carlo simulations. The paper results illustrate the appreciable sum-rate gain of the proposed joint user association and beamforming algorithm as compared to classical techniques for various

network parameters. The simulations particularly highlight the numerical potential of the proposed integrated satellite-HAPS-ground networks optimization framework for connecting the unconnected, and super-connecting the connected, especially at the high interference regime, and under beefed-up HAPS capabilities (i.e., power, number of antennas, quality of FSO backhauling, etc.).

- The paper draws a handful of design guidelines and recommendations for deploying HAPS in both remote and metropolitan dense areas.

The rest of the paper is organized as follows. Section II presents the system model and problem constraints. The problem formulation and proposed algorithm are discussed in Section III. Section IV presents the simulation results that highlight the numerical prospects of the proposed solution. Finally, the paper is concluded in section V.

II. SYSTEM MODEL AND PROBLEM CONSTRAINTS

A. System Model

Consider an integrated satellite-HAPS-ground network consisting of one geo-satellite, one HAPS, N_B ground BSs, and N_U users. In the context of our paper, the HAPS acts as a super-macro base-station (similar to [2]), and is therefore treated as an extra base-station in the system model. More specifically, the paper assumes that the set of base-stations is denoted by $\mathcal{B} = \{0, 1, 2, \dots, N_B\}$, where the 0^{th} BS points to the HAPS. We also denote the set of users \mathcal{U} by $\mathcal{U} = \{1, 2, \dots, N_U\}$. Let N_A^i be the number of antennas at BSs and HAPS (i.e., $i = 0$ for HAPS, $i = 1, 2 \dots N_B$ for terrestrial BSs). The paper assumes that the satellite communicates with HAPS via the FSO link, while HAPS and BSs connect to the users via RF links. Each user can be served either by the HAPS or by one of the ground base-stations. Being served by HAPS means that the required data is sent from the satellite to HAPS via the FSO link, and then the HAPS sends it to the ground user via the RF link. The ground BS, however, communicates with the user directly. The paper adopts a space division multiplexing scheme, where all RF links use the same central frequency, and where the HAPS and BSs adopt beamforming to serve multiple users simultaneously. Fig. 1 shows an example of the considered network, which consists of one geo-satellite, one HAPS, 3 ground BSs and 9 users. Fig. 1 also illustrates the information flow from the terrestrial gateway to the geo-satellite. The paper, in fact, assumes that such data feeding happens over different time-scales than the considered downlink transmission, i.e., it does not

interfere with the considered satellite-HAPS-ground network. We next present the channel model and rate expressions of the hybrid space-air-ground system under study.

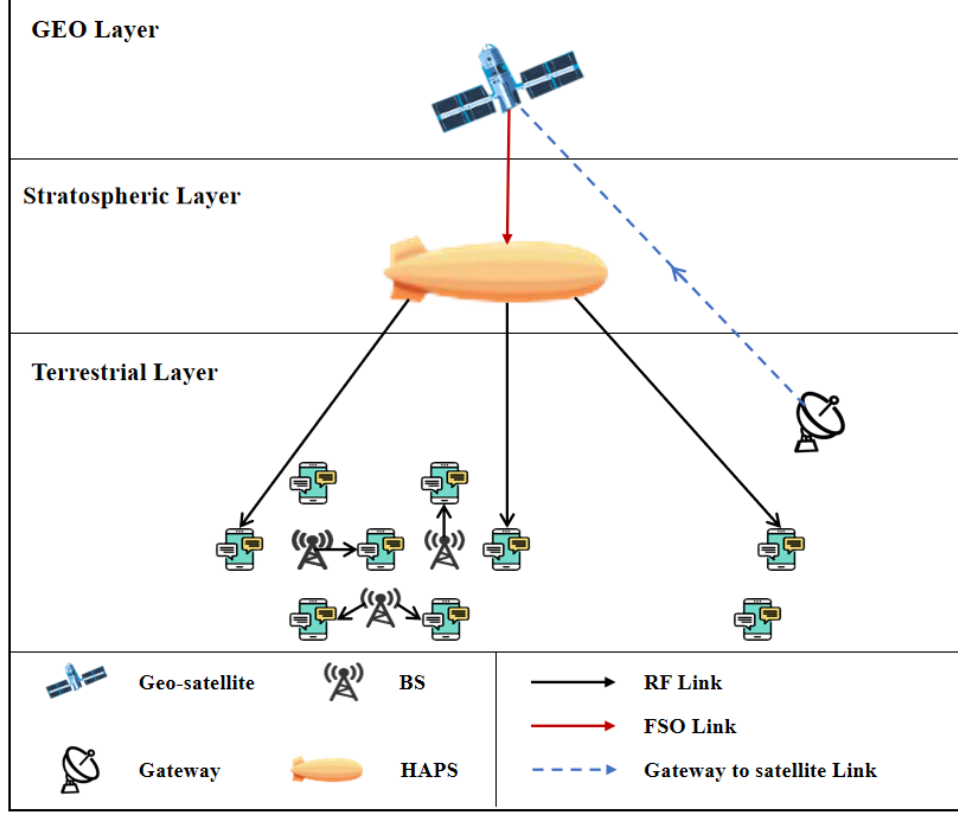


Fig. 1. An integrated space-HAPS-ground network

B. FSO Backhaul Capacity

In this paper, the geo-satellite and the HAPS are connected by the FSO link, the capacity of which strongly depends on the atmospheric attenuation (absorption, scattering). The data rate between the HAPS and the satellite, denoted by R_{FSO} , can then be written as [33]:

$$R_{FSO} = \frac{P_t \eta_t \eta_r 10^{\frac{-L_{poi}}{10}} 10^{\frac{-L_{atm}}{10}} A_R}{A_B E_p \eta_b}, \quad (1)$$

where P_t denotes the transmit power of satellite, η_t and η_r stand for the optical efficiencies of the transmitter and receiver, respectively, L_{poi} is the pointing loss, L_{atm} is the atmospheric attenuation, A_R and A_B is the area of the FSO receiver and beam, E_p denotes the photon energy respectively, and η_b represents the receiver sensitivity.

C. RF Channel Model

According to [31], the channel gain between the n^{th} antenna of the i^{th} BS ($i = 0$ for HAPS, $i = 1, 2 \dots N_B$ for BSs) and the j^{th} user, denoted by $h_{ij,n}$, is given by

$$h_{ij,n} = \left(\frac{c}{4\pi d_{ij,n} f_c} \right)^2 A_{ij,n} F_{ij,n}, \quad (2)$$

where c is the speed of light, f_c is the carrier frequency, $d_{ij,n}$ is the distance between the n^{th} antenna of the i^{th} BS and the j^{th} user. For terrestrial BSs, $A_{ij,n}$ corresponds to a log-normal shadowing and $F_{ij,n}$ is the Rayleigh small scale gain. In the case of HAPS, we omit $A_{0j,n}$ and represent $F_{0j,n}$ as Rician small-scale gain denoted by κ_{HAPS} , due to the strong line-of-sight between the HAPS and the ground users. This, however, is adopted without loss of generality as the optimization framework rather depends on the values of channel vectors. More specifically, in the rest of the paper, we simply denote the RF channel vector between BS i and user j ($i = 0$ for HAPS, $i = 1, 2 \dots N_B$ for BSs) as $\mathbf{h}_{ij} \in \mathbb{C}^{N_A^i}$, where $\mathbf{h}_{ij} = [h_{ij,1}, h_{ij,2}, \dots, h_{ij,n}, \dots, h_{ij,N_A^i}]^T$.

D. User Association Scheme

The paper considers the practical consideration that user j request may (or may not) be available at transmitter i . To this end, we introduce the binary variable γ_{ij} which is defined as 1 if data required by user j is available at BS i , and zero otherwise, $\forall i \in \mathcal{B}$ and $j \in \mathcal{U}$. We note that the variables γ_{ij} are fixed in the context of our paper, and are known to the optimizer. The paper then assumes that each ground user can be served by one transmitter at most (i.e., either by the HAPS or by one of the ground BSs.). Furthermore, we consider that each transmitter can be associated with multiple users simultaneously, which is a function of its spatial multiplexing capabilities, i.e., the number of antennas. Introduce a binary variable α_{ij} , which is equal to 1 if the user j is served by the base-station i and 0 otherwise, which yields the following constraints:

$$\sum_{j=1}^{N_U} \gamma_{ij} \alpha_{ij} \leq N_A^i, \quad \forall i \in \mathcal{B}, \quad (3)$$

$$\sum_{i=0}^{N_B} \gamma_{ij} \alpha_{ij} \leq 1, \quad \forall j \in \mathcal{U}. \quad (4)$$

E. Rates Expressions

This paper considers that multiuser downlink transmit beamforming is employed at both the HAPS and the ground BSs. Let s_{ij} represent the information signal for user j when served by

BS i , $\forall i \in \mathcal{B}$ and $j \in \mathcal{U}$, and let $\mathbf{w}_{ij} \in \mathbb{C}^{N_A^i}$ be the beamforming vector associated with s_{ij} . Therefore, the received signal at the j^{th} user, denoted as y_j , is given by

$$y_j = \sum_{b=0}^{N_B} \sum_{u=1}^{N_U} \gamma_{bu} \alpha_{bu} s_{bu} \mathbf{h}_{bj}^H \mathbf{w}_{bu} + z_j, \quad (5)$$

where $\mathbf{h}_{bj} = [h_{bj,1}, h_{bj,2}, \dots, h_{bj,n}, \dots, h_{bj,N_A^b}]^T$ is the vector channel from BS b to user j , and where z_j is the additive white circularly symmetric Gaussian complex noise with variance $\frac{\sigma^2}{2}$ on each of its real and imaginary components.

The above expression (5) has implicitly four types of interference, namely, intra-HAPS interference, intra-base-station interference, inter-layer interference, and inter-base-station interference.

We next present the rates expressions of each user j according to the two types of user-association possibilities. If user j is served by BS i , the signal-to-interference-plus-noise ratio (SINR), denoted by (SINR_{ij}) , can be expressed as:

$$\text{SINR}_{ij} = \frac{|\mathbf{h}_{ij}^H \mathbf{w}_{ij}|^2}{\sum_{u=1, u \neq j}^{N_U} \sum_{b=0}^{N_B} \gamma_{bu} \alpha_{bu} |\mathbf{h}_{bj}^H \mathbf{w}_{bu}|^2 + \sigma^2}. \quad (6)$$

The user achievable RF rate can then be written as:

$$R_{ij}^{RF} = \beta \log_2 \left(1 + \frac{|\mathbf{h}_{ij}^H \mathbf{w}_{ij}|^2}{\sum_{u=1, u \neq j}^{N_U} \sum_{b=0}^{N_B} \gamma_{bu} \alpha_{bu} |\mathbf{h}_{bj}^H \mathbf{w}_{bu}|^2 + \sigma^2} \right), \quad (7)$$

where β is the transmission bandwidth. In the case where the j th user is served by a terrestrial BS i (i.e., $i \in \mathcal{B} - \{0\}$), the data rate of user j is as in (7), i.e.: $R_{ij}^{\text{Ground_BS}} = R_{ij}^{RF}$, $\forall i = 1, 2, \dots, N_B$. In the other case where the j th user is served by the HAPS (i.e., $i = 0$), the data rate of user j , denoted by R_{0j}^{HAPS} , can be written as follows:

$$R_{0j}^{HAPS} = \min\{R_{0j}^{HAPS_RF}, R_{FSO}\}, \quad (8)$$

where $R_{0j}^{HAPS_RF} = R_{0j}^{RF}$, i.e., the rate expression in (7) for $i = 0$. For the ease of presentation, we provide a list of the expressions used in this paper in Table I. The paper next presents the considered optimization problem, together with the algorithm devised to address its intricacies.

III. PROBLEM FORMULATION AND PROPOSED SOLUTION

The paper focuses on maximizing the network sum-rate by optimizing the user association strategy, and the beamforming vectors at both the HAPS and the ground base-stations, subject

TABLE I
NOTATIONS

Symbol	Definition
N_B	The number of terrestrial base-stations
N_U	The number of users
N_A^i	The number of antennas of BSs ($i = 1, 2 \dots N_B$) or HAPS ($i = 0$)
γ_{ij}	Data availability binary variable
α_{ij}	User association binary variable
\mathbf{w}_{ij}	beamforming vector from BS i to user j
R_{FSO}	The achievable data rate at HAPS through the FSO link
R_{ij}^{RF}	The achievable data rate of user j served by BS i through the RF link
$R_{ij}^{Ground_BS}$	The achievable data rate of user j served by ground BS i through the RF link
R_{0j}^{HAPS}	The achievable data rate of user j served by HAPS
\hat{R}_{ij}^{RF}	The linearized achievable data rate of user j served by BS i through the RF link
\tilde{R}_{ij}^{RF}	The interference-free achievable data rate of user j served by BS i through the RF link
τ_{0j}	The achievable data rate of the user j served by HAPS
R_{ij}	The achievable data rate of the user j served by BS i
λ_{0j}	The weight of the τ_{0j}
λ_{ij}	The weight of the R_{ij}
ρ_{ij}	The MSE weight for user j served by BS i
\mathbf{u}_{ij}	The receive beamforming vector of user j served by BS i
\mathbf{e}_{ij}	The MSE for user j served by BS i

to connectivity constraints, power constraints, and backhaul constraints. Let P_i^{max} be the maximal allowable power at the HAPS and BSs, $\forall i \in \mathcal{B}$. Our optimization problem can then be

mathematically written as:

$$\max_{\alpha_{ij}, \mathbf{w}_{ij}} \sum_{j=1}^{N_U} \left(\sum_{i=1}^{N_B} \gamma_{ij} \alpha_{ij} R_{ij}^{Ground_BS} + \gamma_{0j} \alpha_{0j} R_{0j}^{HAPS} \right), \quad (9a)$$

$$s.t. \quad R_{ij}^{Ground_BS} = \beta \log_2 \left(1 + \frac{|\mathbf{h}_{ij}^H \mathbf{w}_{ij}|^2}{\sum_{u=1, u \neq j}^{N_U} \sum_{b=0}^{N_B} \gamma_{bu} \alpha_{bu} |\mathbf{h}_{bj}^H \mathbf{w}_{bu}|^2 + \sigma^2} \right), \quad (9b)$$

$$R_{0j}^{HAPS_RF} = \beta \log_2 \left(1 + \frac{|\mathbf{h}_{0j}^H \mathbf{w}_{0j}|^2}{\sum_{u=1, u \neq j}^{N_U} \sum_{b=0}^{N_B} \gamma_{bu} \alpha_{bu} |\mathbf{h}_{bj}^H \mathbf{w}_{bu}|^2 + \sigma^2} \right), \quad (9c)$$

$$R_{0j}^{HAPS} = \min\{R_{0j}^{HAPS_RF}, R_{FSO}\}, \quad (9d)$$

$$\sum_{j=1}^{N_U} \gamma_{ij} \alpha_{ij} \leq N_A^i, \quad \forall i \in \mathcal{B}, \quad (9e)$$

$$\sum_{i=0}^{N_B} \gamma_{ij} \alpha_{ij} \leq 1, \quad \forall j \in \mathcal{U}, \quad (9f)$$

$$\alpha_{ij} \in \{0, 1\}, \quad \forall i \in \mathcal{B}, \forall j \in \mathcal{U}, \quad (9g)$$

$$\sum_{j=1}^{N_U} \gamma_{ij} \alpha_{ij} \mathbf{w}_{ij}^H \mathbf{w}_{ij} \leq P_i^{max}, \quad \forall i \in \mathcal{B}, \quad (9h)$$

where the optimization is jointly over the binary association variables α_{ij} , and the continuous beamforming variables \mathbf{w}_{ij} , $\forall i \in \mathcal{B}$ and $j \in \mathcal{U}$. Constraint (9b) is the achievable data rate of a user served by the terrestrial BS, constraint (9c) is the achievable data rate of a user served by HAPS via RF link, and (9d) is the achievable data rate of a user served by HAPS subject to FSO backhaul constraint. Constraint (9e) guarantees that a BS i can serve at most N_A^i users, and constraint (9f) guarantees that a user can be served by one BS at most. Finally, constraint (9h) imposes maximal power constraints on both the HAPS and the ground base-stations.

The problem (9) is a mixed-integer non-convex optimization problem. The paper, therefore, next proposes solving the problem through an iterative approach. That is, first, for fixed beamforming vectors, the user association strategy is determined by linearizing the original problem so as to enable the utilization of integer linear programming, followed by a generalized assignment problem-type solution. Then, for fixed user association, the beamforming vectors are found through a series of problem reformulations that enable the use of WMMSE-type solutions.

A. User Association Strategy

This part focuses on solving problem (9) over the user association strategy α_{ij} by fixing the beamforming vectors at the HAPS and the ground BSs. By first substituting the min term of (9d)

in the objective function, we write problem (9) as the following binary optimization problem:

$$\max_{\alpha_{ij}} \sum_{j=1}^{N_U} \left(\sum_{i=1}^{N_B} \gamma_{ij} \alpha_{ij} R_{ij}^{Ground_BS} + \gamma_{0j} \alpha_{0j} \min\{R_{0j}^{HAPS_RF}, R^{FSO}\} \right), \quad (10a)$$

$$s.t. \quad (9b) - (9c), (9e) - (9h) \quad (10b)$$

where the optimization is over the binary variable α_{ij} . Problem (10) remains, however, a complex non-linear discrete optimization problem, the global optimal solution of which would require an exhaustive search of exponential complexity. We next address such intricacies by first linearizing (10), and then adopting a GAP-based heuristic which proves to be an adequate numerical solution in the context of our problem formulation.

1) Integer Linear Problem Formulation: To linearize problem (10), we first replace the $\min\{.,.\}$ term in (10) with an auxiliary variable t_{0j} given by:

$$t_{0j} = \min\{R_{0j}^{HAPS_RF}, R^{FSO}\}. \quad (11)$$

In order to decouple the variables α_{ij} from (6) and linearize problem (10), we add one auxiliary additional constraint as follows:

$$0 \leq \mathbf{w}_{ij}^H \mathbf{w}_{ij} \leq \gamma_{ij} \alpha_{ij} M_{ij}, \quad \forall i \in \mathcal{B}, \quad \forall j \in \mathcal{U}, \quad (12)$$

where M_{ij} is a sufficiently large constant, added as an artifact for linearizing (10). Subject to such bounding constraint, we rewrite (7) as:

$$\hat{R}_{ij}^{RF} = \beta \log_2 \left(1 + \frac{|\mathbf{h}_{ij}^H \mathbf{w}_{ij}|^2}{\sum_{u=1, u \neq j}^{N_U} \sum_{b=0}^{N_B} |\mathbf{h}_{bj}^H \mathbf{w}_{bu}|^2 + \sigma^2} \right). \quad (13)$$

The problem (10) can, therefore, be reformulated as follows:

$$\max_{\alpha_{ij}} \sum_{j=1}^{N_U} \left(\sum_{i=1}^{N_B} \gamma_{ij} \alpha_{ij} \hat{R}_{ij}^{RF} + \gamma_{0j} \alpha_{0j} t_{0j} \right), \quad (14a)$$

$$s.t. \quad \sum_{j=1}^{N_U} \gamma_{ij} \alpha_{ij} \leq N_A^i, \quad \forall i \in \mathcal{B}, \quad (14b)$$

$$\sum_{i=0}^{N_B} \gamma_{ij} \alpha_{ij} \leq 1, \quad \forall j \in \mathcal{U}, \quad (14c)$$

$$\sum_{j=1}^{N_U} \gamma_{ij} \alpha_{ij} \mathbf{w}_{ij}^H \mathbf{w}_{ij} \leq P_i^{max}, \quad \forall i \in \mathcal{B}, \quad (14d)$$

$$0 \leq \mathbf{w}_{ij}^H \mathbf{w}_{ij} \leq \gamma_{ij} \alpha_{ij} M_{ij}, \quad \forall i \in \mathcal{B}, \quad \forall j \in \mathcal{U}, \quad (14e)$$

$$\alpha_{ij} \in \{0, 1\}, \quad \forall i \in \mathcal{B}, \quad \forall j \in \mathcal{U}. \quad (14f)$$

The optimization problem (14) becomes an integer linear problem (ILP), which can be solved using off-the-shelf available algorithms [18], [34]. ILP solvers, however, often provide suboptimal solutions to (14), and so we next improve upon the ILP solution by proposing an additional heuristic which shows a good numerical prospect, as illustrated the simulations section of the paper.

2) *Integer Linear Problem and Generalized Assignment Problem (ILP-GAP)*: To further improve the ILP-based solution, the paper goes one step beyond by proposing an additional heuristic that relies on maximizing an auxiliary interference-free function of the original objective function of the optimization problem (7). Such heuristic allows to use the ILP-based solution as an initial point to solve a generalized assignment problem of reasonable computational complexity; see [17], [19], [35] and references therein. The simulations results of our paper later illustrate the numerical prospect of our proposed heuristic ILP-GAP scheme, as it outperforms the classical user association techniques.

More specifically, decouple the user association dependency by approximating the rate expression (7) with an interference-free term as:

$$\check{R}_{ij}^{RF} = \beta \log_2 \left(1 + \frac{|\mathbf{h}_{ij}^H \mathbf{w}_{ij}|^2}{\sigma^2} \right). \quad (15)$$

We now reformulate problem (10) as a GAP. More specifically, given the set of users \mathcal{U} and the set of knapsacks (i.e., base-stations) \mathcal{B} , if the j^{th} user associates with the 0^{th} knapsack (i.e., user i is connected to the HAPS), the profit is R_{0j}^{HAPS} . Otherwise, if the j^{th} user associates with the i^{th} knapsack ($i \neq 0$), the profit becomes $R_{ij}^{Ground_BS}$. Hence, the problem (14) can be reformulated as follows:

$$\max_{\alpha_{ij}} \sum_{j=1}^{N_U} \left(\sum_{i=1}^{N_B} \gamma_{ij} \alpha_{ij} \check{R}_{ij}^{RF} + \gamma_{0j} \alpha_{0j} t_{0j} \right), \quad (16a)$$

$$s.t. \quad \sum_{j=1}^{N_U} \gamma_{ij} \alpha_{ij} \leq N_A^i, \quad \forall i \in \mathcal{B}, \quad (16b)$$

$$\sum_{i=0}^{N_B} \gamma_{ij} \alpha_{ij} \leq 1, \quad \forall j \in \mathcal{U}, \quad (16c)$$

$$\sum_{j=1}^{N_U} \gamma_{ij} \alpha_{ij} \mathbf{w}_{ij}^H \mathbf{w}_{ij} \leq P_i^{max}, \quad \forall i \in \mathcal{B}, \quad (16d)$$

$$\alpha_{ij} \in \{0, 1\}, \quad \forall i \in \mathcal{B}, \forall j \in \mathcal{U}, \quad (16e)$$

where constraint (16b) is the capacity of each knapsack, and where the constraint (16c) guarantees that a user can be assigned to one transmitter only.

The above problem (16) can be readily cast as a GAP, which can be solved using a handful of efficient algorithms. In this paper, we utilize the branch and bound techniques for its provable performance guarantees [18]. The solution of GAP is numerically manageable, yet strongly dependable on the initialization strategy [17], [19], [35]. Our paper, therefore, adopts the solution reached by solving the ILP (14) as the initial point, owing to its good numerical prospects. We note that the variable t_{0j} eventually gets updated after solving the above GAP. The steps of such iterative process, i.e., ILP, GAP and updating t_{0j} (in this order), prove to be an efficient solution to solve the complicated user association problem (10) as shown in the simulations section, and are summarized in Algorithm 1 description below.

Algorithm 1 Determine the user association

- 1) Fixed the beamforming vector (\mathbf{w}_{ij}).
 - 2) Solve the integer linear problem (14) and update α_{ij} to get the initial point.
 - 3) Set $m = 0$.
 - 4) Use (11) to compute t_{0j}^0 and calculate the corresponding sum-rate $R_{initial}$.
 - 5) Define $R_{optimization} = R_{initial}$.
 - 6) Set $m = m + 1$.
 - 7) Solve the general assignment problem (16) and update α_{ij}^m .
 - 8) Calculate the sum rate R_{sum}^m and t_{0j}^m . If $R_{sum}^m > R_{optimization}$, then $R_{optimization} = R_{sum}^m$.
 - 9) Go to step 7 and stop at convergence (i.e, when $|R_{sum}^m - R_{sum}^{m-1}| \leq \epsilon$).
-

B. Beamforming Vectors Optimization

We now focus on finding the beamforming vectors by fixing the user association variables α_{ij} , which are determined in the previous subsection. Problem (9) can now be rewritten as:

$$\max_{\mathbf{w}_{ij}} \sum_{j=1}^{N_U} \left(\sum_{i=1}^{N_B} \gamma_{ij} \alpha_{ij} R_{ij}^{RF} + \gamma_{0j} \alpha_{0j} \min\{R_{0j}^{RF}, R^{FSO}\} \right), \quad (17a)$$

$$s.t. \quad \sum_{j=1}^{N_U} \gamma_{ij} \alpha_{ij} \mathbf{w}_{ij}^H \mathbf{w}_{ij} \leq P_i^{max}, \quad \forall i \in \mathcal{B}, \quad (17b)$$

where the optimization is over the beamforming vectors \mathbf{w}_{ij} . The above problem (17) is a non-convex optimization problem due the cross-mode cross-layered interference coupling in the

SINR's expressions, as well as the min term stemming from the FSO backhaul constraints. The paper next tackles the difficulties of problem (17) by proposing a tweaked version of WMMSE [22] that best accounts for the current problem physical constraints.

1) *WMMSE Reformulation:* We first note that the minimum term in the optimization objective in (17) makes our problem different from the classical WMMSE formulation [22]. We, therefore, next provide a series of problem reformulations with proper outer loops updates, so as to develop a WMMSE-like solution for solving problem (17). First, based on the values of α_{ij} determined in the previous subsection, one can readily determine the set of users served both the HAPS ($i = 0$), and the set of users served both the ground BSs ($i = 1, \dots, N_B$). To this end, we define $\mathcal{U}_i = \{j \in \mathcal{U} \mid \gamma_{ij}\alpha_{ij} = 1\}$ as the set of users served by BS i , $\forall i = 0, \dots, N_B$. Problem (17) can now be reformulated as:

$$\max_{\mathbf{w}_{ij}} \sum_{i \in \mathcal{B} - \{0\}} \sum_{j \in \mathcal{U}_i} R_{ij}^{RF} + \sum_{j \in \mathcal{U}_0} \min\{R_{0j}^{RF}, R^{FSO}\}, \quad (18a)$$

$$s.t. \quad \sum_{j \in \mathcal{U}_i} \mathbf{w}_{ij}^H \mathbf{w}_{ij} \leq P_i^{max}, \quad \forall i \in \mathcal{B}. \quad (18b)$$

Then, introduce an auxiliary variable τ_{0j} defined as:

$$\tau_{0j} = \min\{R_{0j}^{HAPS_RF}, R^{FSO}\}, \quad \forall j \in \mathcal{U}_0. \quad (19)$$

τ_{0j} can, therefore, be written as:

$$\tau_{0j} = \begin{cases} R^{FSO}, & R^{FSO} \leq R_{0j}^{HAPS_RF}. \\ R_{0j}^{HAPS_RF}, & R^{FSO} > R_{0j}^{HAPS_RF}. \end{cases} \quad (20)$$

We now introduce another auxiliary variable λ_{ij} , which can be regarded as the *weight* of the rate-terms of user j served by the BS i , i.e., R_{ij} , within the objective function of problem (17). For $i \neq 0$ (i.e., in the case of ground BSs), $\lambda_{ij} = 1$. For $i = 0$ (i.e., in the case of HAPS), λ_{0j} can be defined as:

$$\lambda_{0j} = \begin{cases} 1, & \tau_{0j} = R_{0j}^{RF}. \\ 0, & \tau_{0j} = R^{FSO}. \end{cases} \quad (21)$$

We note that the above equation (21) is mainly due to the fact that if τ_{0j} is equal to the constant FSO link rate, the optimization problem would no longer depend on the value of \mathbf{w}_{0j} , and so

we can omit such constant from the objective function. Problem (18) can now be re-written as follows:

$$\max_{\mathbf{w}_{ij}} \sum_{i \in \mathcal{B} - \{0\}} \sum_{j \in \mathcal{U}_i} \lambda_{ij} R_{ij} + \sum_{j \in \mathcal{U}_0} \lambda_{0j} \tau_{0j}, \quad (22a)$$

$$s.t. \quad \sum_{j \in \mathcal{U}_i} \mathbf{w}_{ij}^H \mathbf{w}_{ij} \leq P_i^{max}, \quad \forall i \in \mathcal{B}. \quad (22b)$$

In fact, our reformulation (22) now emulates to some extent a typical sum-rate maximization problem, i.e., similar to the classical WMMSE formulation [22]. In the context of our paper, problem (18) has the equivalent optimal solution with the following WMMSE minimization problem:

$$\min_{\boldsymbol{\rho}_{ij}, \mathbf{u}_{ij}, \mathbf{w}_{ij}} \sum_{i \in \mathcal{B}} \sum_{j \in \mathcal{U}_i} \lambda_{ij} (\text{Tr}(\boldsymbol{\rho}_{ij} \mathbf{e}_{ij}) - \log \boldsymbol{\rho}_{ij}), \quad (23a)$$

$$s.t. \quad \sum_{j \in \mathcal{U}_i} \mathbf{w}_{ij}^H \mathbf{w}_{ij} \leq P_i^{max}, \quad \forall i \in \mathcal{B}, \quad (23b)$$

where P_i^{max} is the maximum power of BS i , $\boldsymbol{\rho}_{ij}$ denotes the mean squared error (MSE) weight for user j served by BS i (i.e., $\forall j \in \mathcal{U}_i$), and \mathbf{u}_{ij} is the receive beamforming vector at the user j when served by BS i . Finally, \mathbf{e}_{ij} is the MSE at the user j when served by BS i defined as:

$$\mathbf{e}_{ij} = (\mathbf{I} - \mathbf{u}_{ij}^H \mathbf{h}_{ij}^H \mathbf{w}_{ij})(\mathbf{I} - \mathbf{u}_{ij}^H \mathbf{h}_{ij}^H \mathbf{w}_{ij})^H + \sum_{(b,l) \neq (i,j)} \mathbf{u}_{ij} \mathbf{h}_{bj}^H \mathbf{w}_{bl} \mathbf{w}_{bl}^H \mathbf{h}_{bj} \mathbf{u}_{ij}^H + \sigma^2 \mathbf{u}_{ij}^H \mathbf{u}_{ij}, \quad \forall i \in \mathcal{B}, \quad \forall j \in \mathcal{U}_i. \quad (24)$$

2) *Beamforming Algorithm (Algorithm 2)*: The reformulated problem (23) is convex in each of the optimization variables $\boldsymbol{\rho}_{ij}$, \mathbf{u}_{ij} , \mathbf{w}_{ij} . Therefore, one can solve (23) via finding one variable by fixing two other variables. More specifically, the optimal receiver \mathbf{u}_{ij} under fixed \mathbf{w}_{ij} and $\boldsymbol{\rho}_{ij}$ is an MMSE receiver defined by:

$$\mathbf{u}_{ij} = \mathbf{u}_{ij}^{mmse} = \frac{\mathbf{h}_{ij}^H \mathbf{w}_{ij}}{\sum_{b \in \mathcal{B}} \sum_{l \in \mathcal{U}_b} \mathbf{h}_{bj}^H \mathbf{w}_{bl} \mathbf{w}_{bl}^H \mathbf{h}_{bj} + \sigma^2 \mathbf{I}}, \quad \forall i \in \mathcal{B}, \quad \forall j \in \mathcal{U}_i. \quad (25)$$

Similarly, the optimal MSE weight $\boldsymbol{\rho}_{ij}$ under fixed \mathbf{u}_{ij} and \mathbf{w}_{ij} can be written as:

$$\boldsymbol{\rho}_{ij} = \mathbf{e}_{ij}^{-1}, \quad \forall i \in \mathcal{B}, \quad \forall j \in \mathcal{U}_i. \quad (26)$$

Lastly, finding the optimal transmit beamformer \mathbf{w}_{ij} under fixed $\boldsymbol{\rho}_{ij}$, \mathbf{u}_{ij} can be cast as convex quadratic optimization problem, which can be solved efficiently [36]. The above updates of $\boldsymbol{\rho}_{ij}$, \mathbf{u}_{ij} , \mathbf{w}_{ij} , i.e., (24-26), are eventually executed in an iterative way together with the proper updates of τ_{ij} and λ_{ij} according to (20) and (21), respectively, which enables finding the

Algorithm 2 Determine Beamforming Vectors

- 1) Fix the user association strategy.
 - 2) set $m = 0$.
 - 3) Fix initial beamforming vectors \mathbf{w}_{ij} .
 - 4) Calculate the τ_{ij}^m and determine the λ_{ij}^m , according to (20), (21).
 - 5) Fix \mathbf{w}_{ij} , and update \mathbf{u}_{ij} , according to (25).
 - 6) Fix \mathbf{u}_{ij} and \mathbf{w}_{ij} , and update $\boldsymbol{\rho}_{ij} = \mathbf{e}_{ij}^{-1}$.
 - 7) Calculate and update the optimal transmit beamformer \mathbf{w}_{ij} under fixing $\boldsymbol{\rho}_{ij}, \mathbf{u}_{ij}$.
 - 8) Compute the sum-rate R_{sum}^m .
 - 9) set $m = m + 1$.
 - 10) Go to step 4 and stop at convergence (i.e, when $|R_{sum}^m - R_{sum}^{m-1}| \leq \epsilon$).
-

beamforming vectors \mathbf{w}_{ij} efficiently, as presented in Algorithm 2. Such algorithm is in fact guaranteed to converge to a stationary point of (18), as further illustrated in the next lemma.

Lemma 1: The solution obtained by Algorithm 2 converges to a stationary point of (18).

Proof: The steps of the proof of Lemma 1 are included in Appendix A of the paper. ■

C. Overall Algorithm and Convergence

Now that both the discrete and continuous variables of problem (9) are determined, as per Algorithms 1 and 2, respectively, the paper adopts an iterative algorithm to optimize both variables alternatively. Specifically, the solution involves three loops: two inner loops and one outer loop. The first inner loop solves the user association strategy, and the second inner loop updates the beamforming vectors at HAPS and ground BSs. The outer loop, finally, combines two inner loops to optimize the user association and beamforming. Since each of the two loops provides a nondecreasing function in the network sum-rate (which is bounded by the network capacity), the overall algorithm is guaranteed to converge, as also validated later through the paper simulations. The steps of the overall algorithm are shown in Algorithm 3 description below.

D. Computational Complexity

To best characterize the computational complexity of the proposed algorithm, we note the Algorithm 3 solves two problems sequentially. The user association problem can be solved by

Algorithm 3 Overall Algorithm

- 1) Generate initial beamforming vectors (\mathbf{w}_{ij}) .
 - 2) Repeat
 - 3) Fix the beamforming vector of BSs and HAPS.
 - 4) Implement Algorithm 1 to update the α_{ij} .
 - 5) Implement Algorithm 2 to update the beamforming vectors of all users.
 - 6) Compute the sum-rates R_{sum} of the network.
 - 7) Stop at convergence.
-

an integer linear program and a GAP-based algorithm. The linear programming has a polynomial-time solvable computational complexity $O(n^k)$, where n is the number of variables α_{ij} and k is the degree of complexity. Our paper adopts a GAP-solver based on branch-and-bound (BnB) solutions [18], and so the GAP step complexity is in the order of $O(\xi^n)$, where $1 < \xi < 2$. The beamforming solution, on the other hand, relies on WMMSE [22], the per-iteration computational complexity of which is upper-bounded by $O(N_U^2 N_A + N_U^2 N_A^2 + N_U^2 N_A^3 + N_U)$, where N_A is the maximum number of antennas across both HAPS and ground BSs.

To summarize, our proposed algorithm includes three loops. When the numbers of iterations of the two inner loops are T_1 and T_2 , respectively, and that of the outer loop is T_3 , the computational complexity of the overall algorithm becomes $T_3[O(n^k) + T_1 O(\xi^n) + T_2 O(N_U^2 N_A + N_U^2 N_A^2 + N_U^2 N_A^3 + N_U)]$, which is reasonably dependable on the particular GAP solution complexity.

E. Baseline Approaches

As mentioned above, the major complexity of the proposed solution originates from the user association strategy, especially the GAP algorithm. To this end, the paper now presents two alternative low complexity methods that depend on the distance and channel values, respectively.

1) Baseline 1 (Distance dependent approach): This method assigns user i to base-station j ($\forall i \in \mathcal{B}$ and $j \in \mathcal{U}$) based on their mutual distance, denoted by d_{ij} . Let \mathbf{D} be the $N_B \times N_U$ matrix whose entries are the distance between BS and user d_{ij} , i.e., the $(i, j)^{th}$ entry of the matrix \mathbf{D} is $\mathbf{D}_{i,j} = d_{ij}$. At each step, find the smallest entry of matrix \mathbf{D} , call it $\mathbf{D}_{i^{min}, j^{min}}$. User j^{min} then maps to BS i^{min} , as long as BS i^{min} does not serve more than its number of antennas. Next, delete the $(\mathbf{D}_{j^{min}})^{th}$ column of the matrix, so that user j^{min} cannot be associated with

other BSs in subsequent steps. Repeat the above procedure until all users are connected to BSs or all BSs resource constraints (9e), (9f) are violated.

2) *Baseline 2 (Channel dependent approach)*: Unlike the distance dependent approach, this method assigns users to the base-stations based on the channel gain between the BS and the user, denoted by $c_{ij} = \|\mathbf{h}_{ij}\|_2^2$. Let \mathbf{C} be the $N_B \times N_U$ matrix whose entries are the channel gains between BS i and user j denoted by c_{ij} , i.e., the $(i, j)^{th}$ entry of the matrix \mathbf{C} is $C_{i,j} = c_{ij}$.

At each step, find the largest entry of matrix \mathbf{C} , call it $C_{i^{max}, j^{max}}$. User j^{max} then maps to BS i^{max} , as long as the resource constraints of BS i^{max} are satisfied. Next, delete the $(C_{j^{max}})^{th}$ column of the matrix, so that user j^{max} cannot be associated with other BSs in subsequent steps. The procedure then gets repeated as in the distance dependent approach above.

IV. SIMULATION RESULTS

This section evaluates the performance of the proposed algorithm for various networks scenarios, so as to illustrate the numerical gains of the developed joint user association and beamforming optimization framework in the context of integrated satellite-HAPS-ground networks. The paper particularly compares the proposed joint optimization solution adopting ILP and GAP (IG) as user association strategy and WMMSE as beamforming in high backhaul capacity (HBC-IG-WMMSE) to 8 different benchmarks: 1- joint optimization with channel-dependent (CD) and WMMSE in high backhaul capacity (HBC-CD-WMMSE), 2- joint optimization with distance-dependent (DD) and WMMSE in high backhaul capacity (HBC-DD-WMMSE), 3- joint optimization solution in low backhaul capacity (LBC-IG-WMMSE), 4- joint optimization with channel-dependent and WMMSE in low backhaul capacity (LBC-CD-WMMSE), 5- joint optimization with distance-dependent and WMMSE in low backhaul capacity (LBC-DD-WMMSE), 6- ILP-GAP approach in high backhaul capacity (HBC-IG), 7- channel-dependent approach in high backhaul capacity (HBC-CD), and 8- distance-dependent approach in high backhaul capacity (HBC-DD). For completeness, we also summarize the above algorithms in Table II.

We first simulate a network of medium size with ground footprint of $5 \text{ km} \times 5 \text{ km}$, similar to Fig. 1. We herein assume that N_U users are distributed in two different subareas. Subarea 1 contains 12 BSs with coordinates: x: (0 km to 1 km) and y: (0 km to 1 km) and contains 60% of the total number of users. The remaining area is the subarea 2 and contains 40% of the total number of users, with no deployed BS. In this case, subarea 1 can be considered as an urban area, while subarea 2 can be considered as a suburban area. The satellite is fixed

TABLE II
ALGORITHMS ABBREVIATION

Algorithm	Definition
HBC-IG-WMMSE	Joint optimization with ILP-GAP (IG) and WMMSE in high backhaul capacity
HBC-CD-WMMSE	Joint optimization with channel-dependent (CD) and WMMSE in high backhaul capacity
HBC-DD-WMMSE	Joint optimization with distance-dependent (CD) and WMMSE in high backhaul capacity
LBC-IG-WMMSE	Joint optimization with ILP-GAP (IG) and WMMSE in low backhaul capacity
LBC-CD-WMMSE	Joint optimization with channel-dependent (CD) and WMMSE in low backhaul capacity
LBC-DD-WMMSE	Joint optimization with distance-dependent (CD) and WMMSE in low backhaul capacity
HBC-IG	ILP-GAP (IG) approach in high backhaul capacity
HBC-CD	Channel-dependent (CD) approach in high backhaul capacity
HBC-DD	Distance-dependent (DD) approach in high backhaul capacity

TABLE III
SIMULATION PARAMETERS

Parameter Name	Parameter Value
The height of HAPS, z^{HAPS}	18 km
The height of geo-satellite, $z^{satellite}$	36000 km
Bandwidth of BSs, β	10 MHz
Central carry frequency, f_c	3 GHz
Rician factor, κ_{HAPS}	5
Noise power, N_0	-174 dBm/Hz
Ground base-station antenna, N_A^{BS}	1
HAPS antennas in medium network, $N_A^{HAPS_mid}$	20
HAPS antennas in large network, $N_A^{HAPS_big}$	40
Maximum power of urban BS, $P_{BS}^{max_urban}$	1 watt
Maximum power of suburban BS, $P_{BS}^{max_suburban}$	2 watt
Maximum power of rural BS, $P_{BS}^{max_rural}$	5 watt
Maximum power of HAPS in mid network, $P_{HAPS}^{max_mid}$	100 watt
Maximum power of HAPS in big network, $P_{HAPS}^{max_big}$	200 watt
Standard deviation of ground-level shadowing σ_a	5dB

at the coordinates $[2.5, 2.5, 36000]$ km. The HAPS is also fixed at the coordinates $[2.5, 2.5, 18]$ km. Table III presents the values of the parameters used in the simulations (unless mentioned otherwise); the FSO-related parameters are adopted from [33]. For illustration purposes, the data-availability variables γ_{ij} are set to 1 throughout the simulations section.

We first illustrate the impact of the number of users on the network performance in Fig.

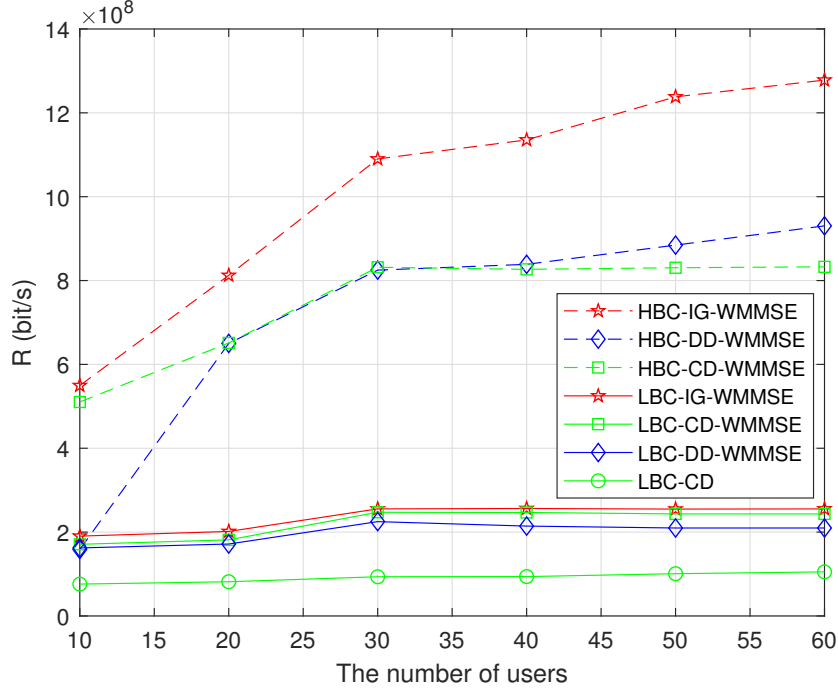


Fig. 2. Sum-rate versus the total number of users.

2, which plots the sum-rate versus the total number of users. Fig. 2 shows how the proposed solution provides a substantial gain compared to other algorithms, especially when the number of users increases. This is particularly the case since the interference level becomes larger in denser networks, and so the role of the proposed resource allocation scheme in mitigating interference becomes more pronounced. Fig. 2 also shows how the joint optimization attains a considerable improvement at high backhaul capacity. This is due to the fact that, unlike low backhaul capacity regimes, high backhaul capacity regimes match a fully enabled HAPS, which unleashes the full power of the HAPS towards serving more users, thereby increasing the network total throughput.

Judging from Fig. 2, when the number of users is 50, one can notice that the network resources are fully utilized. Therefore, we now use $N_U = 50$ so as to better characterize the impact of backhaul capacity on the network sum-rate performance, by plotting the sum-rate versus the backhaul capacity in Fig. 3. The figure shows that our proposed solution always attains the highest sum-rate as compared to all other classical strategies. The figure also illustrates the significant gap between joint optimization and user association strategy, which highlights the importance of the beamforming step at mitigating the interference, i.e., beyond the initial user

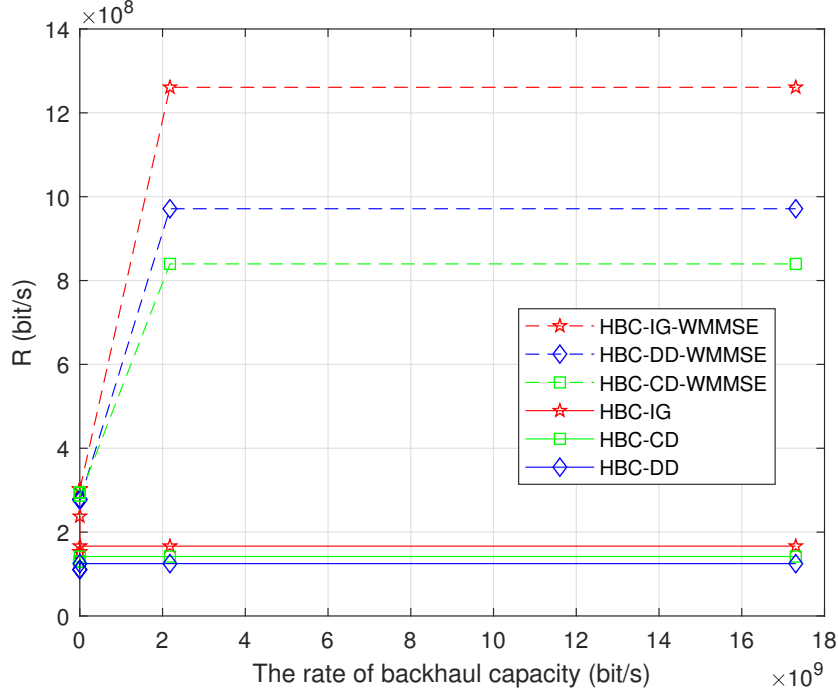


Fig. 3. Sum-rate versus the backhaul capacity.

association step. We also can notice that the proposed user association strategy does well in the lowest backhaul capacity. Due to the FSO backhaul constraint (9d), when the data rate of the FSO is as low as 0, the user can reasonably not choose the HAPS to connect to, which is depicted through the behavior of the ILP-GAP algorithm. However, the users association strategies of the two baseline algorithms, i.e., DD and CD, are only based on distance and channel gains, and so users may still choose to associate to HAPS at low backhaul capacity, which introduces high interference to the RF network and, at the same time, exacerbates the network sum-rate.

To illustrate the impact of the HAPS antennas on the network performance, Fig. 4 plots the sum-rate versus the number of HAPS antennas in the high-backhaul capacity regime. The figure shows that, as the number of antennas increases, the solutions that rely on user association only slightly decrease, while the solutions which implement the additional beamforming optimization step increase. This is because if the HAPS has more antennas, the HAPS can serve more users, which introduces more interference. Since user association strategy can not alone reduce the high level of interference stemming from the HAPS newly deployed antennas, the sum-rate slightly decreases. However, the additional beamforming optimization step can significantly mitigate

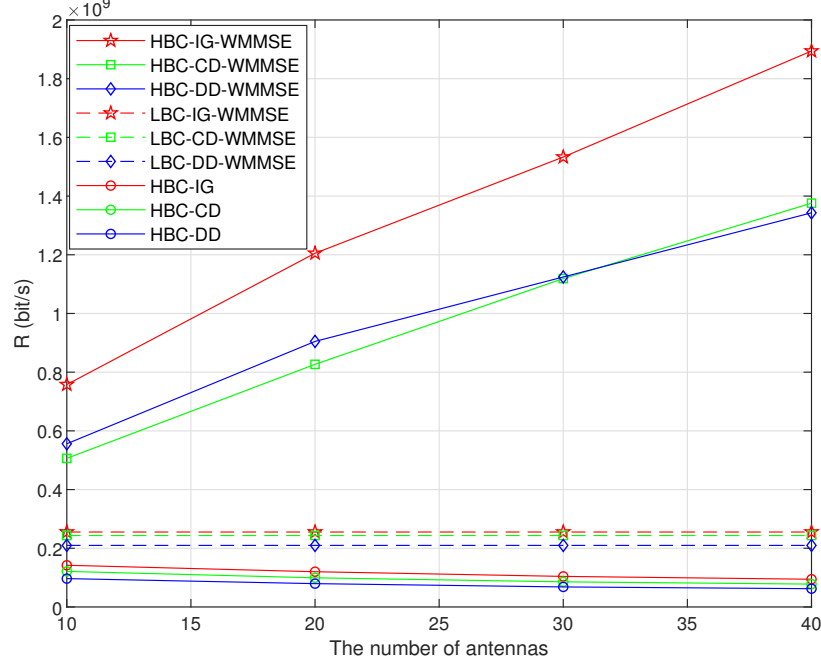


Fig. 4. Sum-rate versus the total number of HAPS antennas.

the interference due to the empowered spatial multiplexing capabilities. Fig. 4 further shows that the proposed joint approach always outperforms all other baseline solutions for all the simulated scenarios. The figure particularly shows the gain harvested through augmenting the ground networks with HAPS capabilities, which is shown through the substantial gain at high backhaul capacity (i.e., when the rate of the HAPS to ground users RF link is inferior to the FSO link capacity) as compared to the low backhaul capacity (i.e., when the HAPS potential is rather limited by the FSO link). In fact, at the low backhaul capacity, increasing the number of antennas does not change the sum-rate as the HAPS remains idle in this case. On the opposite, at the high backhaul capacity regime, the active operation of the HAPS becomes a major driver in pushing the network throughput upward.

Fig. 5 shows the sum-rate of the network versus the maximum power of the HAPS, when the number of HAPS antennas is set to $N_A^0 = 40$. Not only does Fig. 5 reaffirm the superiority of our proposed joint optimization, but the figure also illustrates how the additional power capability at the HAPS helps increasing the network sum-rate. This is because when the maximum power of HAPS increases, the number of users served by the HAPS increases. Given the strong capability

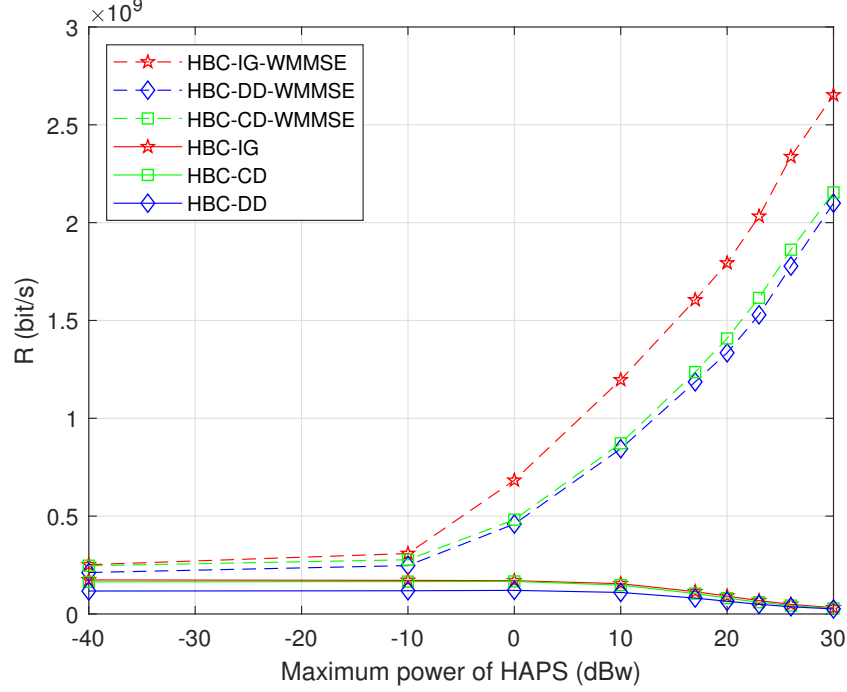


Fig. 5. Sum-rate versus maximum power of HAPS.

of the proposed scheme at mitigating the cross-mode cross-layered interference, the sum-rate does indeed increase with the joint optimization scheme. Such result is further highlighted by depicting the fraction of users served by the HAPS out of the total number of users (denoted by δ) in the high backhaul capacity as shown in Fig. 6. The figure shows that as the maximum power of HAPS increases, the number of users served by HAPS increases, which reflects the ability of higher power HAPS to serve more users. The figure further shows that the greater the ground-level shadowing is, the more users the HAPS would serve. This is because when the ground-level shadowing increases, the gain brought by the base-station connecting the user to the network decreases, and so the users are more inclined to be served by the HAPS. Likewise, if the HAPS is equipped with more antennas, more users tend to be served by the HAPS, which explains the capacity boost when the HAPS has 40 antennas. Fig. 6 is indeed a crisp illustration of how HAPS help serving users in both urban and suburban areas; thereby highlighting HAPS roles in connecting the unconnected (through strong HAPS capabilities), and super-connecting the connected (at higher interference levels).

We next simulate a network of large size with a ground footprint of $30 \text{ km} \times 30 \text{ km}$ as shown

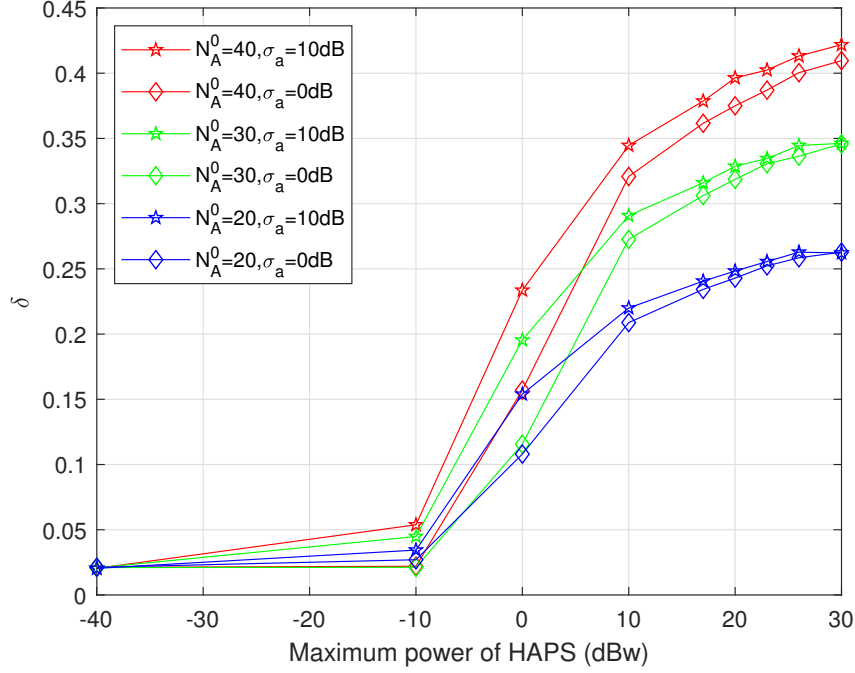


Fig. 6. Delta versus maximum power of HAPS.

in Fig. 7. In this area, N_U users are distributed in three different subareas. Subarea 1 contains 60 BSs with coordinates: x: (0 km to 5 km) and y: (0 km to 5 km) and contains 60% of the total number of users. Subarea 2 contains 30 BSs with coordinates: x: (25 km to 30 km) and y: (25 km to 30 km) and contains 30% of the total number of users. The remaining area is the subarea 3 and contains 10% of the total number of users and 8 BSs. In this case, subarea 1 can be considered as an urban area. While subarea 2 can be considered as a suburban area, subarea 3 can be considered as a rural area. The geo-satellite and HAPS locations remain as before.

Fig. 8 shows the sum-rate versus the total number of users. It is observed that the proposed solution outperforms all other approaches, especially when the number of users increases. Fig. 8 also shows that joint optimization methods are superior to those algorithms with only user association. Note that the utility of the network in the high backhaul capacity is better than the low backhaul capacity, which further indicates the positive impact of HAPS on large networks throughput. Fig. 9 shows the sum-rate versus the maximum power of HAPS in high backhaul capacity. Similar to Fig. 5, Fig. 9 shows that when the maximum power of the HAPS increases, the solutions of joint optimization increase, while the algorithms with only user association

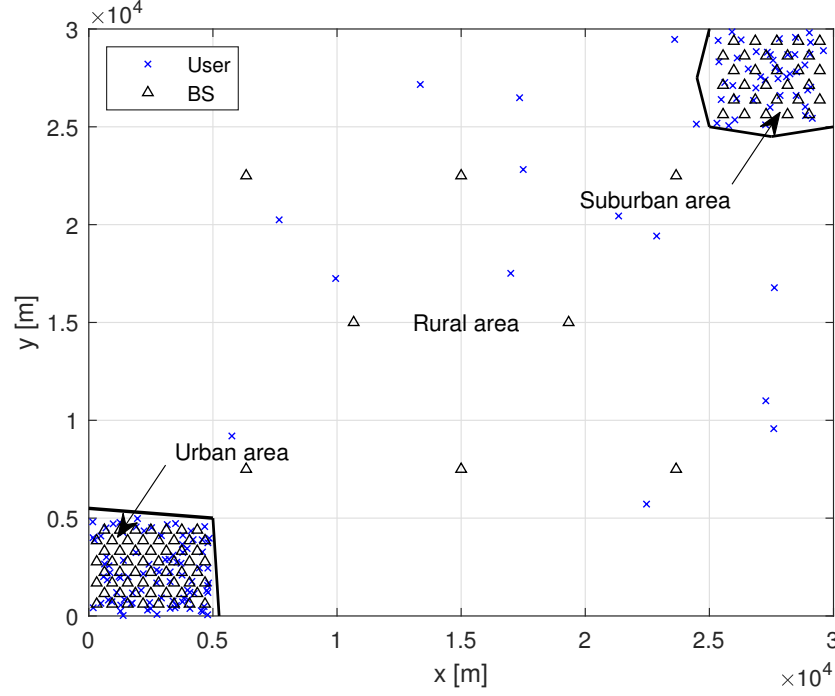


Fig. 7. The layout of the big network.

decrease. It is particularly noticeable how the proposed algorithm can bring more significant improvement to large networks than medium networks, mainly due to the higher interference levels. In fact, when the maximum power of HAPS is 30dBw, Fig. 5 shows that the proposed algorithm can improve the network performance by 22.7%. For large networks, the network performance can be improved by 25.5%, which indicates that the proposed algorithm can improve the network performance, particularly in ultra-dense networks.

Fig. 10 shows a graphical illustration of how ground users association changes as the maximum power of the HAPS increases. The figures show that when the power of HAPS is very low, users in urban and suburban areas tend to be served by BSs in Fig. 10(a), while HAPS serves only one user in the rural area. As the power of HAPS increases to 10dBw in Fig. 10(b), HAPS starts serving more users in the rural area, which shows how HAPS help connecting the unconnected. As the power increases further in Fig. 10(c), the HAPS starts further serving more users from within the urban area, which is an example of how HAPS ultra-connects the connected.

Lastly, we show the convergence of our proposed algorithm through Fig. 11, which plots the sum-rate behavior versus the number of iterations. Each iteration in Fig. 11 consists of two inner

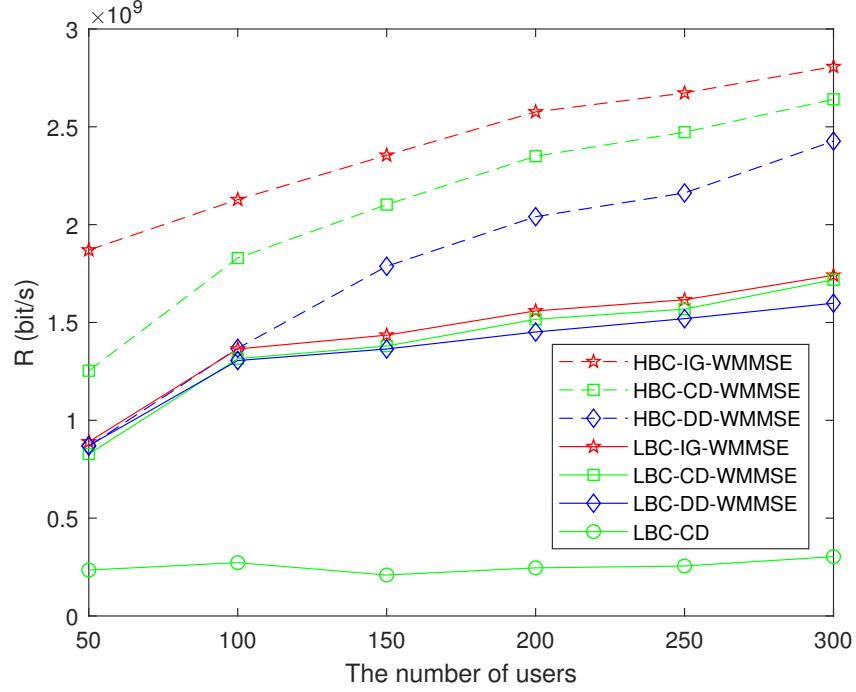


Fig. 8. Sum-rate versus users.

iterations. The figure illustrates the convergence of the proposed algorithm for various values of the number of users, which further validates the algorithmic convergence discussed earlier in the paper. The figure particularly shows how the convergence of the overall algorithm is reasonably fast for different numbers of users, which reemphasizes the numerical prospects of the proposed algorithm in the context of our paper.

A. Discussion and Recommendation

Based on the above results, it can be seen that our proposed algorithm provides a superior sum-rate performance as compared to conventional baselines. This is particularly true at the high FSO backhaul capacity regime, and under strong HAPS capabilities (e.g., high transmit power, large number of antennas), where the HAPS offers the prospects of assisting both the unconnected and the connected; thereby improving both rural and metropolitan networks performance. A major sailing outlook of the current paper is that the considered high-speed FSO backhaul link extends from the geo-layer to the stratosphere without going through the troposphere, which makes it less vulnerable to general weather conditions. Such appealing features of the adopted FSO path, together with the general advent in HAPS design [7], make the paper results of particular

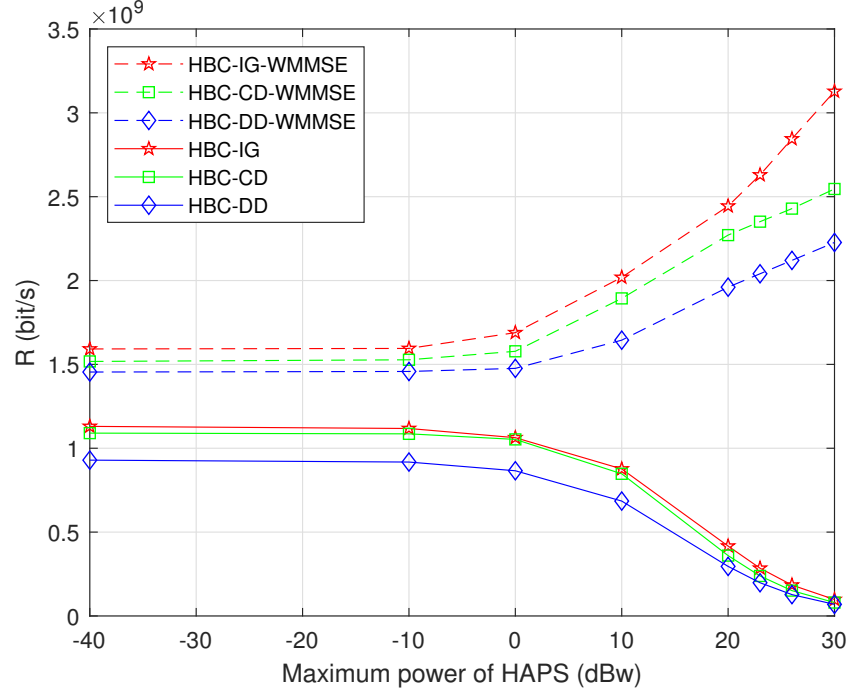
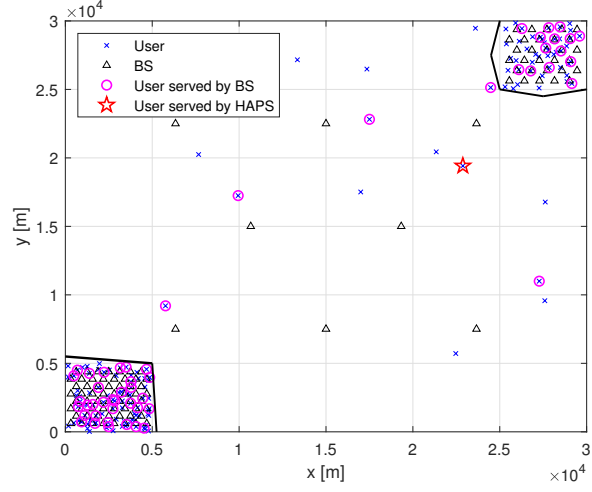


Fig. 9. Sum-rate versus maximum power of HAPS.

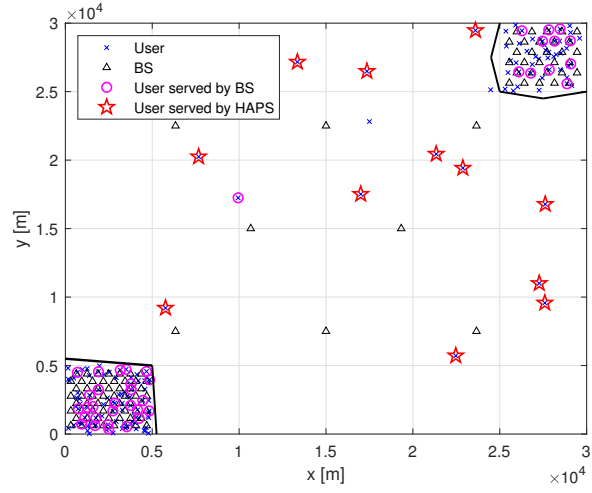
importance in high-demand communication scenarios, e.g., concerts, sports events, etc., as well in the general context of boosting ground level future 6G networks performance.

V. CONCLUSIONS

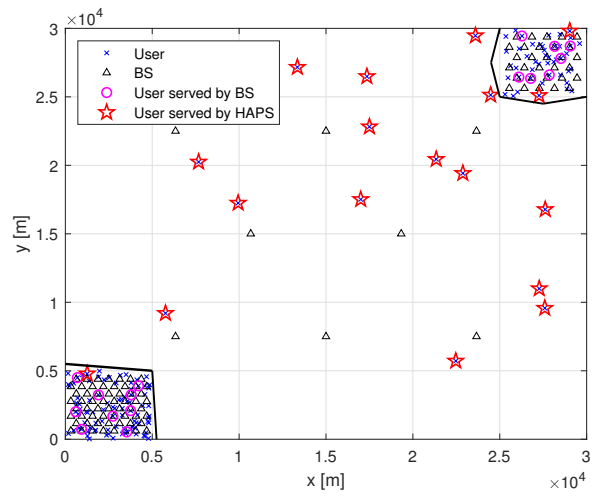
Digital inclusion is nowadays celebrated as one of the major drivers towards defining 6G communications networks sustainable architectures. Along this direction, this paper proposes an integrated satellite-HAPS-ground network consisting of one geo-satellite, one HAPS, and several terrestrial BSs that collaboratively aim at connecting the unconnected and ultra-connecting the connected. The paper focuses on maximizing the network-wide sum-rate utility, subject to user-connectivity constraints, HAPS and BSs transmit power constraints, and FSO backhaul constraints, so as to jointly determine the user-association strategy of each user, and the beamforming vectors at the HAPS and BSs. The paper tackles such a complex mixed discrete-continuous optimization problem using an iterative approach, where the user association is determined using a combination of linear integer programming and generalized assignment problems, and where the beamforming strategy is found using a WMMSE approach. The paper results illustrate the appreciable gain of our proposed algorithm, and particularly highlight the numerical prospects



(a) Maximum power of HAPS is -40dBw



(b) Maximum power of HAPS is 10dBw



(c) Maximum power of HAPS is 30dBw

Fig. 10. The behavior of user to HAPS and ground BSs association for different HAPS power levels.

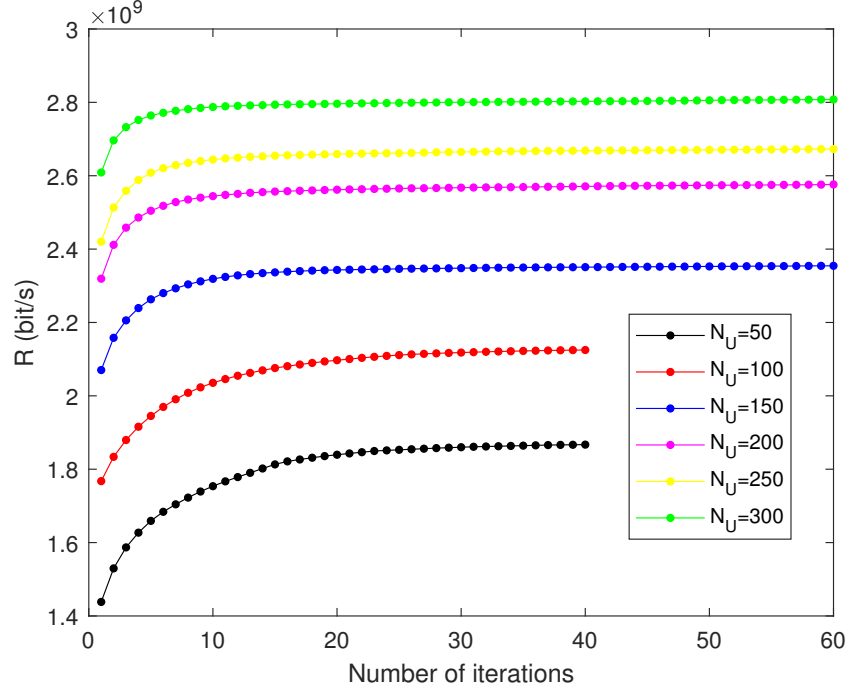


Fig. 11. Convergence behavior of the proposed algorithm for different numbers of users.

of augmenting the ground networks with HAPS for connecting the unconnected (through strong HAPS capabilities), and super-connecting the connected (at the high interference regime), which give promising performance projections about vertical heterogenous networks prospects.

APPENDIX A

PROOF OF LEMMA 1

Proof: Similar to the steps of [22], we first rewrite the RF rate (7) as:

$$R_{ij}^{RF} = \log \det ((\mathbf{e}_{ij}^{mmse})^{-1}), \forall i \in \mathcal{B}, \forall j \in \mathcal{U}_i, \quad (\text{A.1})$$

where \mathbf{e}_{ij}^{mmse} is the associated MSE covariance matrix.

The objective of problem (22) (and equivalently (18)) can therefore be rewritten as follows:

$$f_1(\mathbf{w}_{ij}) = \sum_{i \in \mathcal{B} - \{0\}} \sum_{j \in \mathcal{U}_i} \lambda_{ij} \log \det ((\mathbf{e}_{ij}^{mmse})^{-1}) + \sum_{j \in \mathcal{U}_0} \lambda_{0j} \tau_{0j}. \quad (\text{A.2})$$

Similarly, the objective function of the equivalent problem (23) can be rewritten as:

$$f_2(\boldsymbol{\rho}_{ij}, \mathbf{u}_{ij}, \mathbf{w}_{ij}) = \sum_{i \in \mathcal{B}} \sum_{j \in \mathcal{U}_i} \lambda_{ij} (\text{Tr}(\boldsymbol{\rho}_{ij} \mathbf{e}_{ij}) - \log \det(\boldsymbol{\rho}_{ij})). \quad (\text{A.3})$$

Since problem (23) is further differentiable, and since its constraints set is separable in the variables $\boldsymbol{\rho}_{ij}, \mathbf{u}_{ij}, \mathbf{w}_{ij}$, iteratively solving for one of the variables while fixing the two others, i.e., using a block coordinate descent approach, is guaranteed to converge to a stationary point [22]. To finalize the proof, it suffices to show that the stationary point of (23) is the same as the stationary point of (22) (and equivalently (18)), and that the converse is true.

Since the variables $\boldsymbol{\rho}_{ij}, \mathbf{u}_{ij}$ are unconstrained, their respective first order optimality conditions yield optimal $\boldsymbol{\rho}_{ij}^*, \mathbf{u}_{ij}^*$ with expressions similar to (25) and (26), i.e.:

$$\mathbf{u}_{ij}^* = \mathbf{u}_{ij}^{mmse}, \quad \boldsymbol{\rho}_{ij}^* = (\mathbf{e}_{ij}^{mmse})^{-1}, \forall i \in \mathcal{B}, \forall j \in \mathcal{U}_i. \quad (\text{A.4})$$

Let $\mathbf{w}_{ij,r}$ be the r th entry of the vector \mathbf{w}_{ij} , we get:

$$\frac{\partial f_2(\boldsymbol{\rho}_{ij}^*, \mathbf{u}_{ij}^*, \mathbf{w}_{ij}^*)}{\partial \mathbf{w}_{ij,r}} = \sum_{i \in \mathcal{B} - \{0\}} \sum_{j \in \mathcal{U}_i} \lambda_{ij} \text{Tr} \left((\mathbf{e}_{ij}^{mmse})^{-1} \frac{\partial \mathbf{e}_{ij}^{mmse}(\mathbf{w}_{ij}^*)}{\partial \mathbf{w}_{ij,r}} \right) + \sum_{j \in \mathcal{U}_0} \lambda_{0j} \frac{\partial \tau_{0j}}{\partial \mathbf{w}_{0j,r}} \quad (\text{A.5})$$

$$= \frac{\partial f_1(\mathbf{w}_{ij}^*)}{\partial \mathbf{w}_{ij,r}}, \quad (\text{A.6})$$

where the second term of the equality (A.5) can be further developed as:

$$\lambda_{0j} \frac{\partial \tau_{0j}}{\partial \mathbf{w}_{0j,r}} = \begin{cases} \text{Tr} \left((\mathbf{e}_{0j}^{mmse})^{-1} \frac{\partial \mathbf{e}_{0j}^{mmse}(\mathbf{w}_{0j}^*)}{\partial \mathbf{w}_{0j,r}} \right), & \tau_{0j} = R_{0j}^{RF}. \\ 0, & \tau_{0j} = R^{FSO}. \end{cases} \quad (\text{A.7})$$

The converse follows a reversely traversed equality path, which proves Lemma 1. \blacksquare

REFERENCES

- [1] N. Saeed, H. Almorad, H. Dahrouj, T. Y. Al-Naffouri, J. S. Shamma, and M.-S. Alouini, "Point-to-point communication in integrated satellite-aerial 6G networks: State-of-the-art and future challenges," *IEEE Open Journal of the Communications Society*, 2021.
- [2] M. S. Alam, G. K. Kurt, H. Yanikomeroglu, and P. Zhu, "High altitude platform station based super macro base station constellations," *IEEE Communications Magazine*, vol. 59, no. 1, pp. 103–109, 2021.
- [3] R. Wang, M. A. Kishk, and M.-S. Alouini, "Ultra-dense LEO satellite-based communication systems: A novel modeling technique," *IEEE Communications Magazine*, vol. 60, no. 4, pp. 25–31, 2022.
- [4] J. Qiu, D. Grace, G. Ding, M. D. Zakaria, and Q. Wu, "Air-ground heterogeneous networks for 5G and beyond via integrating high and low altitude platforms," *IEEE Wireless Communications*, vol. 26, no. 6, pp. 140–148, 2019.
- [5] S. C. Arum, D. Grace, and P. D. Mitchell, "A review of wireless communication using high-altitude platforms for extended coverage and capacity," *Computer Communications*, vol. 157, pp. 232–256, 2020.
- [6] R. Wang, M. A. Kishk, and M.-S. Alouini, "Stochastic geometry-based low latency routing in massive leo satellite networks," *arXiv preprint arXiv:2204.03802*, 2022.
- [7] G. K. Kurt, M. G. Khoshkholgh, S. Alfattani, A. Ibrahim, T. S. Darwish, M. S. Alam, H. Yanikomeroglu, and A. Yongacoglu, "A vision and framework for the high altitude platform station (HAPS) networks of the future," *IEEE Communications Surveys & Tutorials*, vol. 23, no. 2, pp. 729–779, 2021.

- [8] A. Mohammed, A. Mehmood, F.-N. Pavlidou, and M. Mohorcic, "The role of high-altitude platforms (HAPs) in the global wireless connectivity," *Proceedings of the IEEE*, vol. 99, no. 11, pp. 1939–1953, 2011.
- [9] S. Karapantazis and F. Pavlidou, "Broadband communications via high-altitude platforms: A survey," *IEEE Communications Surveys & Tutorials*, vol. 7, no. 1, pp. 2–31, 2005.
- [10] F. Fidler, M. Knappek, J. Horwath, and W. R. Leeb, "Optical communications for high-altitude platforms," *IEEE Journal of selected topics in quantum electronics*, vol. 16, no. 5, pp. 1058–1070, 2010.
- [11] H. Henniger and O. Wilfert, "An introduction to free-space optical communications," *Radioengineering*, vol. 19, no. 2, 2010.
- [12] L. Liu, R. Zhang, and K.-C. Chua, "Achieving global optimality for weighted sum-rate maximization in the K-user Gaussian interference channel with multiple antennas," *IEEE Transactions on Wireless Communications*, vol. 11, no. 5, pp. 1933–1945, 2012.
- [13] T. H. Kim and S. Choi, "Interference mitigation via scheduling for the MIMO broadcast channel with limited feedback," in *2009 IEEE 20th International Symposium on Personal, Indoor and Mobile Radio Communications*. IEEE, 2009, pp. 2035–2039.
- [14] J. Wang, D. J. Love, and M. D. Zoltowski, "User selection with zero-forcing beamforming achieves the asymptotically optimal sum rate," *IEEE Transactions on Signal Processing*, vol. 56, no. 8, pp. 3713–3726, 2008.
- [15] R.-J. Reifert, A. A. Ahmad, H. Dahrouj, A. Chaaban, A. Sezgin, T. Y. Al-Naffouri, and M.-S. Alouini, "Distributed Resource Management in Downlink Cache-enabled Multi-cloud Radio Access Networks," *arXiv preprint arXiv:2104.03664*, 2021.
- [16] K. Shen and W. Yu, "Fractional programming for communication systems—Part II: Uplink scheduling via matching," *IEEE Transactions on Signal Processing*, vol. 66, no. 10, pp. 2631–2644, 2018.
- [17] A. Douik, H. Dahrouj, O. Amin, B. Aloiubi, T. Y. Al-Naffouri, and M.-S. Alouini, "Mode Selection and Power Allocation in Multi-Level Cache-Enabled Networks," *IEEE Communications Letters*, vol. 24, no. 8, pp. 1789–1793, 2020.
- [18] A. Douik, H. Dahrouj, T. Y. Al-Naffouri, and M.-S. Alouini, "A tutorial on clique problems in communications and signal processing," *Proceedings of the IEEE*, vol. 108, no. 4, pp. 583–608, 2020.
- [19] M. Dörterler, "A new genetic algorithm with agent-based crossover for generalized assignment problem," *Information Technology And Control*, vol. 48, pp. 389–400, 2019.
- [20] H. Dahrouj and W. Yu, "Coordinated beamforming for the multicell multi-antenna wireless system," *IEEE transactions on wireless communications*, vol. 9, no. 5, pp. 1748–1759, 2010.
- [21] —, "Multicell interference mitigation with joint beamforming and common message decoding," *IEEE Transactions on Communications*, vol. 59, no. 8, pp. 2264–2273, 2011.
- [22] Q. Shi, M. Razaviyayn, Z.-Q. Luo, and C. He, "An iteratively weighted MMSE approach to distributed sum-utility maximization for a MIMO interfering broadcast channel," *IEEE Transactions on Signal Processing*, vol. 59, no. 9, pp. 4331–4340, 2011.
- [23] B. Dai and W. Yu, "Sparse beamforming and user-centric clustering for downlink cloud radio access network," *IEEE Access*, vol. 2, pp. 1326–1339, 2014.
- [24] K. Shen and W. Yu, "Fractional programming for communication systems—Part I: Power control and beamforming," *IEEE Transactions on Signal Processing*, vol. 66, no. 10, pp. 2616–2630, 2018.
- [25] W. Yu, T. Kwon, and C. Shin, "Multicell coordination via joint scheduling, beamforming, and power spectrum adaptation," *IEEE Transactions on Wireless Communications*, vol. 12, no. 7, pp. 1–14, 2013.
- [26] A. A. Khan, R. Adve, and W. Yu, "Optimizing multicell scheduling and beamforming via fractional programming and Hungarian algorithm," in *2018 IEEE Globecom Workshops (GC Wkshps)*. IEEE, 2018, pp. 1–6.

- [27] M. Alzenad and H. Yanikomeroglu, "Coverage and rate analysis for vertical heterogeneous networks (VHetNets)," *IEEE Transactions on Wireless Communications*, vol. 18, no. 12, pp. 5643–5657, 2019.
- [28] N. Cherif, M. Alzenad, H. Yanikomeroglu, and A. Yongacoglu, "Downlink coverage and rate analysis of an aerial user in vertical heterogeneous networks (VHetNets)," *IEEE Transactions on Wireless Communications*, vol. 20, no. 3, pp. 1501–1516, 2020.
- [29] H. Jia, Y. Wang, M. Liu, and Y. Chen, "Sum-rate maximization for UAV aided wireless power transfer in space-air-ground networks," *IEEE Access*, vol. 8, pp. 216 231–216 244, 2020.
- [30] L. Wang, X. Zhao, C. Wang, and W. Wang, "Resource allocation algorithm based on power control and dynamic transmission protocol configuration for HAPS-IMT integrated system," *Electronics*, vol. 11, no. 1, p. 44, 2022.
- [31] A. Alsharoa and M.-S. Alouini, "Improvement of the global connectivity using integrated satellite-airborne-terrestrial networks with resource optimization," *IEEE Transactions on Wireless Communications*, vol. 19, no. 8, pp. 5088–5100, 2020.
- [32] O. B. Yahia, E. Erdogan, G. K. Kurt, I. Altunbas, and H. Yanikomeroglu, "HAPS selection for hybrid RF/FSO satellite networks," *arXiv preprint arXiv:2107.12638*, 2021.
- [33] M. Alzenad, M. Z. Shakir, H. Yanikomeroglu, and M.-S. Alouini, "FSO-based vertical backhaul/fronthaul framework for 5G+ wireless networks," *IEEE Communications Magazine*, vol. 56, no. 1, pp. 218–224, 2018.
- [34] R. Galian and S. Ordyniak, "Solving integer linear programs by exploiting variable-constraint interactions: A survey," *Algorithms*, vol. 12, no. 12, p. 248, 2019.
- [35] G. T. Ross and R. M. Soland, "A branch and bound algorithm for the generalized assignment problem," *Mathematical programming*, vol. 8, no. 1, pp. 91–103, 1975.
- [36] S. Boyd and L. Vandenberghe, *Convex optimization*. Cambridge university press, 2004.