

Minimizing Client Drift in Federated Learning via Adaptive Bias Estimation

Farshid Varno^{1,2}, Marzie Saghay¹, Laya Rafiee^{3,2}, and Sharut Gupta^{2,4} Stan Matwin^{1,5} Mohammad Havaei²

¹ Dalhousie University

² Imagia Cybernetics Inc.

³ Concordia University

⁴ Indian Institute of Technology Delhi

⁵ Polish Academy of Sciences

Abstract. In Federated Learning a number of clients collaborate to train a model without sharing their data. Client models are optimized locally and are communicated through a central hub called server. A major challenge is to deal with heterogeneity among clients' data which causes the local optimization to *drift* away with respect to the global objective. In order to estimate and therefore remove this drift, variance reduction techniques have been incorporated into Federated Learning optimization recently. However, the existing solutions propagate the error of their estimations, throughout the optimization trajectory which leads to inaccurate approximations of the clients' drift and ultimately failure to remove them properly. In this paper, we address this issue by introducing an adaptive algorithm that efficiently reduces clients' drift. Compared to the previous works on adapting variance reduction to Federated Learning, our approach uses less or the same level of communication bandwidth, computation or memory. Additionally, it addresses the instability problem—prevalent in prior work, caused by increasing norm of the estimates which makes our approach a much more practical solution for large scale Federated Learning settings. Our experimental results demonstrate that the proposed algorithm converges significantly faster and achieves higher accuracy compared to the baselines in an extensive set of Federated Learning benchmarks.

Keywords: Federated Learning, Client Drift, Biased Gradients, Variance Reduction

1 Introduction

In Federated Learning (FEDERATED LEARNING) multiple sites with data often known as *clients* collaborate to train a parametric model by communicating parameters through a central hub called *server*. At each round, the server broadcasts a set of model parameters to a number of clients. Selected clients separately optimize towards their local objective. The locally trained parameters are sent back to the server, where they are aggregated to form a new set of parameters

for the next round. A well-known way of aggregation is to simply average the parameters received from the participating clients in each round. This method is known as FEDAVG [18] or LOCALSGD [26].

For reducing communication costs as well as privacy concerns [33], multiple local optimization steps are often preferable and sometimes inevitable [18]. Unfortunately, multiple local updates subject the parameters to *client drift* [8]. While SGD is an unbiased estimator of gradient descent, LOCALSGD is biased due to existence of client drift. Consequently, LOCALSGD converges to a neighborhood around the optimal solution with a distance proportionate to the magnitude of the bias [3]. The amount of this bias itself depends on the heterogeneity among the clients’ data distribution, causing LOCALSGD to perform poorly on non-iid benchmarks [32].

One effective way of reducing client drift is by adapting Reduced Variance SGD (RV-SGD) methods [7,23,24,20] to LOCALSGD. The general strategy is to regularize the local updates with an estimate of gradients of inaccessible training samples (i.e., data of other clients). In other words, the optimization direction of a client is modified using the estimated optimization direction of other clients. These complementary gradients could be found for each client i by subtracting an estimate of the local gradients from an estimate of the oracle’s⁶ full gradients. In this paper, we refer to these two estimates with \mathbf{h}_i and \mathbf{h} respectively. Therefore, a reduced variance local gradient for client i would be in general form of $\nabla L_i + (\mathbf{h} - \mathbf{h}_i)$ where ∇L_i corresponds to the true gradients of the local objective for client i .

Most of the existing research works on adapting RV-SGD to distributed learning do not meet the requirement to be applied to FEDERATED LEARNING. Some proposed algorithms require full participation of clients [25,22,16] thus not scalable to *cross-device* FEDERATED LEARNING⁷. Another group of algorithms require communicating the true gradients [15,19] and consequently altogether undermine the privacy concerns about FEDERATED LEARNING such as attacks to retrieve data from true gradients [33].

SCAFFOLD [8] is an algorithm that supports partial participation of clients and does not require the true gradients at the server. While SCAFFOLD shows superiority in performance and convergence rate compared to its baselines, it consumes twice as much bandwidth. To construct the complementary gradients, it computes and communicates \mathbf{h} as an extra set of parameters to each client along with the model parameters. FEDDYN [2] proposed to apply \mathbf{h} in a single step prior to applying any local update, and practically found better performance and convergence speed compared to SCAFFOLD. Since applying \mathbf{h} uses the same operation in all participating clients, [2] moved it to the server instead of on each client. This led to large savings of local computation, and more importantly

⁶ We refer to the hypothetical dataset that is formed by stacking up all clients’ data as oracle dataset. Therefore, by oracle gradients, we virtually mean the full-batch gradients of the oracle dataset.

⁷ In contrast to *cross-silo*, Cross-device FEDERATED LEARNING is referred to a large-scale setting in which clients are devices such as smart-phones.

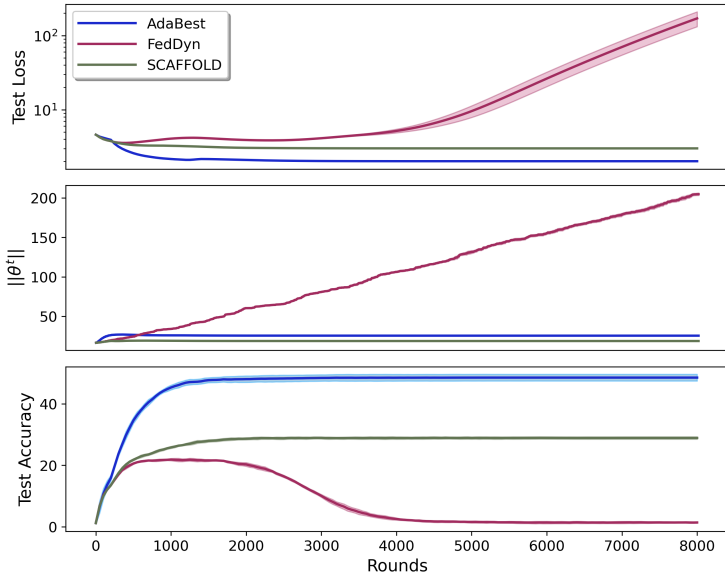


Fig. 1. Asymptotic instability of FEDDYN as a results of unbounded increase of $\|\mathbf{h}^t\|$. From top to bottom test loss (in log scale), norm of cloud parameters, and test accuracy are shown in subplots. The shared horizontal axis shows the number of communication rounds. Each experiment is repeated 5 times with different data partitioning seed. Solid lines and color shades represent mean and standard deviation of the results for each algorithm.

to use the same amount of communication bandwidth as vanilla LOCALSGD (i.e., FEDAVG), which is half of what SCAFFOLD uses.

FEDDYN still make several assumptions that are often not satisfied in large-scale cross-device FEDERATED LEARNING. These assumptions include prior knowledge about the total number of clients, a high rate of re-sampling clients, and drawing clients uniformly from a stationary set (for this we need supporting experiment like sequential sampling). Even under these assumptions we show that \mathbf{h} in FEDDYN is prone to explosion especially in large-scale cross-device FEDERATED LEARNING. This in turn damages the performance and holds the optimization back from converging to a stationary point.

This paper proposes ADABEST, a Reduced Variance LocalSGD (RV-LSGD) solution to tackle the problem of client drift in Federated Learning. Compared to the baselines, we define a simpler yet more elegant way of incorporating previous observations into estimation of complementary gradients. Our solution alleviates the instability of the norm of \mathbf{h} in FEDDYN (see Figure 1 for empirical evaluation) while consuming the same order of memory, computation and communication bandwidth. As a result, ADABEST does not strictly rely on the rate of re-sampling the clients. As opposed to previous works, our algorithm provides a mechanism to adapt to changes in the distribution of client sampling and does

not require prior information on the set of all clients. These features, along with its stability characteristics provides a practical solution for large-scale cross-device Federated Learning. Our main contributions are as follows:

- We show that the existing RV-LSGD approaches for cross-device FEDERATED LEARNING fail to efficiently converge to a stationary point. In particular, norm of the parameters in FEDDYN is prone to explosion (see section 3.4 for detailed discussion).
- We formulate a novel arithmetic approach for implicit accumulation of previous observations into the estimation of oracle full gradients (\mathbf{h}).
- Using the new formulation, we present ADABEST, a novel algorithm that can be thought as a generalization of FEDAVG and FEDDYN. It provides the flexibility of adapting to client sampling distribution. We introduce a new factor β that stabilizes our algorithm through controlling the norm of \mathbf{h} which consequently leads the optimization algorithm to converge to a stationary point (see Sections 3.4 for detailed discussion). Unlike baselines, ADABEST does not assume that the set of training clients are stationary and nor requires a prior knowledge about its cardinality.
- We conduct extensive experiments under different settings of number of clients, balance among data partitions, heterogeneity, and distribution of client sampling. Our results indicate superior performance of ADABEST in all benchmarks (up to 0.94% improvement with respect to the second best candidate in test accuracy; i.e., almost twice better), in addition to significant improvements in stability and convergence rate.

2 Related work

A major challenge in FEDERATED LEARNING is data heterogeneity across clients where the local optima in the parameter space at each client may be far from that of the global optima. This causes a *drift* in the local parameter updates with respect to the server aggregated parameters. Recent works have shown FEDAVG to be vulnerable in such heterogeneous settings [32].

To improve the performance of FEDERATED LEARNING with heterogeneous data, some previous works use knowledge distillation to learn the cloud model from an ensemble of client models. This approach has shown to be more effective in reducing the gradient bias present in each local model than simple parameter averaging [17,13,34].

Another group of methods can be categorized as *gradient based* methods where the gradients are explicitly constrained on the clients or sever for bias removal. FEDPROX [14] penalizes the distance between the cloud parameters and the client parameters where as [27] normalizes the client gradients prior to aggregation. Inspired by momentum SGD, [30] use a local buffer to accumulate gradients from previous rounds at each client and communicate the momentum buffer with the server as well as the local parameters which doubles the consumption of communication bandwidth. Instead of applying momentum on the client

level, [6,28] implement a server momentum approach which avoids increasing communication costs.

Inspired by Stochastic Variance Reduction Gradients (SVRG) [7], some works incorporate variance reduction into local-SGD [2,15,8,16,31,10,19,20]. DANE [25], AIDE [22] and VRL-SGD [16] incorporated RV-SGD in distributed learning for full client participation. FEDDANE [15] is an attempt to adapt DANE to FEDERATED LEARNING setting⁸, though it still undermines the privacy concerns such as attacks to retrieve data from true gradients [33]. Different from our work, most methods in this category such as VRL-SGD [16], FSVRG [10], FEDSPLIT [21] and FEDPD [31] require full participation of clients which makes them less suitable for cross-device where only a fraction of clients participate in training at each round. While FEDDANE [15] works in partial participation, empirical results show it performs worse than Federated Averaging. More comparable to our method are those capable of learning in partial participation of clients. In particular, SCAFFOLD [8] uses control variates on both the server and clients to reduce the variance in local updates. In addition to the model parameters, the control variates are also learned and are communicated between the server and the clients which take up additional bandwidth. [19] also reduces local variance by estimating the local bias at each client and using an SVRG like approach to reduce the drift. While SCAFFOLD applied variance reduction on the client, FEDDYN [2] applies it partly on the server and partly on the client. Our proposed method ADABEST, is probably closer to FEDDYN than to others; however, we differ in the way we compute the estimate of the gradients. See section 3.4 for more detailed comparison of ADABEST with FEDDYN and SCAFFOLD.

3 Method

In this section, we present an overview of the general FEDERATED LEARNING setup and further introduce our notation to formulate the problem statement. Next we detail the proposed algorithm and how to apply it. Finally, we demonstrate the efficacy of our technique by comparing it with the most closely related approaches.

3.1 Federated Learning

We assume a standard FL setup in which, a central server communicates parameters with a number of clients. The goal is to find an optimal point in the parameter space which solves a particular task while clients keep their data privately on their devices during the whole process.

Let S^t be the set of all registered clients at round t and \mathcal{P}^t be a subset of it drawn from a distribution $P(S^\tau; \tau = t)$. The server broadcasts the *cloud model*

⁸ recall that Federated Learning is a sub-branch of distributed learning with specific characteristics towards practicality[18].

Table 1. Summary of notion used in this paper

$u^t, u_i^t, u_i^{t,\tau}$	variable u at round t , client i , local step τ
$ \cdot , \langle \cdot, \cdot \rangle, u^{(v)}$	cardinality, inner product, power
$\mathbb{E}[\cdot], \ \cdot\ ^2, \angle(\cdot, \cdot)$	expectation, 2-norm squared, angle
S^t, \mathcal{P}^t	set of {all, round} clients
$\theta^t, \bar{\theta}^t, \theta_i^t, \theta_i^{t,\tau}$	{cloud, aggregate, client, local} model
$g^t, \bar{g}^t, g_i^t, g_i^{t,\tau}$	{oracle, aggregate, client, local} gradients
h^t, h_i^t	{full, client} gradients estimates

θ^{t-1} to all the selected clients. Each client $i \in \mathcal{P}^t$, optimizes the cloud model based on its local objective and transmits the optimized *client model*, θ_i^t back to the server. The server aggregates the received parameters and prepares a new cloud model for the next round. Table 1 lists the most frequently used symbols in this paper along with their meanings. Note that the aggregate model (client gradients) is an average of client model (client gradients) over values of $i \in \mathcal{P}^t$.

3.2 Adaptive Bias Estimation

Upon receiving the client models of round t ($\{\forall i \in \mathcal{P}^t : \theta_i^t\}$) on the server, the *aggregate model*, $\bar{\theta}^t$ is computed by averaging them out.

Definition 1. *Pseudo-gradient of a variable u at round t is $u^{t-1} - u^t$.*

Remark 1. Aggregating client models by averaging is equivalent to applying a gradient step of size 1 from the previous round's cloud model using average of client pseudo-gradients or mathematically it is $\bar{\theta}^t \leftarrow \frac{1}{|S^t|} \sum_{i \in S^t} \theta_i^t = \theta^{t-1} - \bar{g}^t$.

Next, the server finds the *cloud model* θ^t by applying the estimate of the oracle gradients h^t ; that is

$$\theta^t \leftarrow \bar{\theta}^t - h^t, \quad (1)$$

where h^t is found as follows

$$h^t = \beta(\bar{\theta}^{t-1} - \bar{\theta}^t). \quad (2)$$

In section 3.5, we detail on what are the criteria for chosen β that leads to a fast convergence. The cloud model is sent to the clients sampled for the next round ($t+1$) while the aggregate model ($\bar{\theta}^t$) is maintained on the server to be used in calculation of h^{t+1} or deployment. A schematic of the geometric interpretation of this additional step taken at the server is shown in Figure 3.2.

After receiving the cloud model, each client $i \in \mathcal{P}^t$, optimizes its own copy of the model towards its local objective, during which the drift in the local optimization steps is reduced by utilizing the client's pseudo-gradients stored from the previous rounds (see Algorithm 1). The modified client objective is $\arg \min_{\theta} \mathfrak{R}_i(\theta^t)$ where $\mathfrak{R}_i(\theta^t) = L_i(\theta^t) - \mu \langle \theta^t, h_i^{t'} \rangle$,

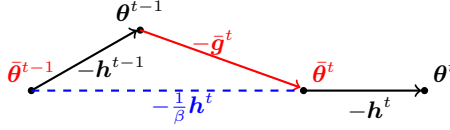


Fig. 2. Geometric interpretation of ADABEST’s correction applied to the server updates. Server moves the aggregate parameters in the direction of $\bar{\theta}^{t-1} - \bar{\theta}^t$ before sending the models to the next round’s clients.

L_i is the local empirical risk defined by the task and data accessible by the client i , and t'_i is the last round client i participated in the training. Accordingly, the local updates with step size η becomes

$$\theta_i^{t,\tau} \leftarrow \theta_i^{t,\tau-1} - \eta(\nabla L_i(\theta_i^{t,\tau-1}) - \mu h_i^{t'_i}), \quad (3)$$

where and μ is the *regularization factor* (it is similar to the same factor in FEDDYN; see Appendix for further discussion on the choice of optimal value for μ).

After the last local optimization step, each sampled client updates the estimate for its own local gradients and stores it locally to be used in the future rounds that the client participate in the training. This update is equivalent to $h_i^t = \frac{1}{t-t'_i} h_i^{t'_i} + g_i^t$ where $g_i^t = \theta^{t-1} - \theta_i^t$. Finally the clients send the optimized model θ_i^t back to the server. Our method along with SCAFFOLD and FEDDYN is presented in Algorithm 1.

3.3 Relation to RV-SGD

Stochastic Variance Reduction Gradients (SVRG) [7] and its variants[20,5,9,4,29] are of the most recent and popular RV-SGD algorithms. Given parameters \mathbf{w} and an objective function ℓ to minimize it modifies SGD update from $\mathbf{w}^k \leftarrow \mathbf{w}^{k-1} - \eta \nabla \ell(\mathbf{w}^{k-1}, \mathbf{x}_k)$ to

$$\mathbf{w}^k \leftarrow \mathbf{w}^{k-1} - \eta(\nabla \ell(\mathbf{w}^{t-1}, \mathbf{x}_k) + \mathcal{G}(\tilde{\mathbf{w}}) - \ell(\tilde{\mathbf{w}}, \mathbf{x}_k)), \quad (4)$$

where \mathbf{x}^k is a sample of data, $\tilde{\mathbf{w}}$ is an snapshot of \mathbf{w} in the past and $\mathcal{G}(\tilde{\mathbf{w}})$ is full batch gradients at $\tilde{\mathbf{w}}$. The analytic result of this unbiased modification is that if the empirical risk is strongly convex and the risk function over individual samples are both convex and L-smooth then the error in estimating gradients of $\mathcal{G}(\tilde{\mathbf{w}})$ is not only bounded but also linearly converges to zero (refer to [7] for proof). Under some conditions, [4] showed that this convergence rate is not largely impacted if a noisier estimate than original $\mathcal{G}(\tilde{\mathbf{w}})$ proposed by SVRG is chosen for full batch gradients. [5] investigated applying SVRG in non-convex problems and [9] generalized it for mini-batch SGD. SARAH proposed a biased version of SVRG that progressively updates the estimate for full gradients for optimizations steps applied in between taking two snapshots. Our algorithm could be thought as a distributed variant of SARAH where

1. $\mathcal{G}(\tilde{\mathbf{w}})$ is approximated by biased pseudo-gradients (and renamed to \mathbf{h}).
2. The outer loop for taking the snapshot is flattened using an exponential weighted average.

Remark 2. Assuming \mathbf{e}^t and \mathbf{e}_i^t be the error in estimation of full gradients and local gradients for client i at round t , $\mathbf{e}^t - \mathbf{e}_i^t \rightarrow 0$ implies reducing bias from pseudo-gradients of client i .

3.4 Relation to Federated Learning baselines

Algorithm 1 demonstrates where these works differ from each other by color codes. Compared to the original SCAFFOLD we made a slight modification in the way communication to the server occurs, such that a quarter of communication bandwidth usage is preserved. We refer to this modified version as SCAFFOLD/m. In the rest of this section, we overview the key similarities and differences of our work and FEDDYN and SCAFFOLD in terms of algorithm complexity, robustness and functionality.

Complexity SCAFFOLD consumes twice as communication bandwidth as that of FEDDYN and ADABEST. This should be considered when these algorithms are compared in their experimental performance and convergence rate. All of these three algorithms have the same order of memory. However, given that decreasing the norm of \mathbf{h} in FEDDYN relies more strictly on re-sampling clients (see Remark 1), it seems very likely to be less robust to clients' denial of locally saving gradient estimates. Finally, the computation complexity of FEDDYN, SCAFFOLD and ADABEST are in the same order.

Robustness According to the definition of in cross-device FL, the number of devices could even exceed the number of examples per each device [18]. In such a massive pool of devices, if the participating devices are drawn randomly at uniform (which our baselines builds upon), there is a small chance for a client to be sampled multiple times in a short period of time. On the other hand, in FEDDYN we have $\mathbf{h}^t = \sum_{\tau=1}^t \frac{|\mathcal{P}|^t}{|S^t|} \bar{\mathbf{g}}^t$, which makes it hard for the norm of \mathbf{h} to decrease in case pseudo-gradients in different rounds are not negatively correlated with each other (see Remark 1 and its proof in Appendix). In case clients are not re-sampled with a high rate then this negative correlation is unlikely to happen due to changes made to the state of the parameters and so the followup pseudo-gradients (see Section 3.5 for detail discussion). A large norm of \mathbf{h}^t leads to a large norm of $\boldsymbol{\theta}^t$ and in turn a large $\|\bar{\boldsymbol{\theta}}^{t+1}\|^2$. This process is exacerbated during training and eventually leads to the exploding models parameters (see Figure 1 for detail discussion). In Section 3.5, we intuitively justify the robustness of ADABEST for scale and distribution of client sampling.

Theorem 1. In FEDDYN, $\|\mathbf{h}^t\|^2 \leq \|\mathbf{h}^{t-1}\|^2$ requires

$$\cos(\angle(\mathbf{h}^{t-1}, \bar{\mathbf{g}}^t)) \leq -\frac{|\mathcal{P}^t|}{2|S^t|} \frac{\|\bar{\mathbf{g}}^t\|}{\|\mathbf{h}^{t-1}\|}. \quad (5)$$

Functionality ADABEST provides the option to control how far to look back through the previous rounds for effective estimation of full and local gradients compared to other RV-LSGD baselines. As already explained above, since the period between computing and using $\mathbf{h}_i^{t'_i}$ on client i (the period between two participation, i.e., $t - t'_i$) could be long and during which the error of estimation notable increase, we dynamically scale the previous estimate down when locally accumulating. See Algorithm 1 for comparing our updates on local gradients estimation compared to that of the baselines. Furthermore, at the server, \mathbf{h}^t is calculated as the weighted difference of two consecutive aggregate models. Note that, if expanded as a power series, this difference by itself is equivalent to accumulating pseudo-gradients across previous rounds with an exponentially weighted factor. This series is presented in Remark 4 for which the derivations are provided in the supplementary material. Unlike the previous works, this proposed approach for accumulation of pseudo-gradients required no extra effort to explicitly maintain information about the previous rounds. This is a general arithmetic; therefore, could be adapted to work with our baselines as well.

Remark 3. $\bar{\boldsymbol{\theta}}^{t-1} - \bar{\boldsymbol{\theta}}^t$ is equivalent to $\mathbf{h}^{t-1} + \bar{\mathbf{g}}^t$ in ADABEST.

Remark 4. Cloud pseudo-gradients of ADABEST form a power series of $\mathbf{h}^t = \sum_{\tau=1}^t \beta^{(t-\tau)} \bar{\mathbf{g}}^t$, given that superscript in parenthesis means power.

3.5 Adaptability

As indicated earlier, the error in estimation of oracle full gradients in FEDDYN is supposed to be eliminated only through the pseudo-gradients. A difficult learning task, both in terms of optimization (i.e., even if centralized) and heterogeneity when is accompanies with a low rate of client participation results in a higher variance of pseudo-gradients. The outcome of this high variance could be sever if a naive estimator is constructed based on their accumulation. This is shown in Figure 1 where due to a large number of participating clients, there is a long wait time in-between client re-samples on average. Results in this experiment empirically validates that $\|\boldsymbol{\theta}^t\|^2$ in FEDDYN grows more rapidly and to a much higher value than ADABEST. SCAFFOLD is prone to the same type of failure; however, since it scales down previous values of \mathbf{h} in its accumulation, the outcomes are less severe than that of FEDDYN. We present, similar analysis, for a much simpler task (classification on EMNIST-L) in the Appendix. Our observations implies that the stability of FEDDYN decreases with the difficulty of the task.

Our parameter β alleviates the aforementioned problem with the norm of \mathbf{h} . It is a scalar values between 0 and 1 that acts as a slider knob to determine the trade-off between the amount of information maintained from the previous estimate of full gradient and the estimation that a new round provides. On an intuitive level, a smaller β is better to be chosen for a more difficult task (both in terms of optimization and heterogeneity) and lower level participation—and correspondingly higher round to round variance among pseudo-gradients and

vice versa. We provide an experimental analysis of β in the Appendix; however, in a practical engineering level β could be dynamically adjusted based on the variance of the pseudo-gradients. The goal of this paper is rather showing the impact of using β we consider a set of validation clients for tuning β (among the other hyper-parameters of the algorithms discussed) for a limited number of warmup rounds in our experiments and keep it constant afterward for the main training rounds (see Section 4.4 for more details). We leave further automation for finding an optimal β while training to be an open question for the future works.

Remark 5. Server update of FEDDYN is a special case of ADABEST where $\beta = 1$ except that **an extra $\frac{|P|}{|S|}$ scalar is applied which also adversely makes FedDyn require prior knowledge about the number of clients.** On the other tail of the spectrum, $\beta = 0$ corresponds to server update of FEDAVG.

Theorem 2. *If S be a fixed set of clients, $\bar{\theta}$ does not converge to a stationary point unless $\mathbf{h} \rightarrow 0$.*

As mentioned in Section 3.4 and more particular with Theorem 1, FEDDYN is only able to decrease norm of \mathbf{h} if pseudo-gradients are negatively correlated with oracle gradient estimates which could be likely only if the rate of client re-sampling is high. Therefore, with these conditions often being not true in large-scale FEDERATED LEARNING and partial-participation, it struggles to converge to an optimal point. SCAFFOLD has a weighting factor that eventually could decrease $\|\mathbf{h}\|$ but it is not controllable. In our algorithm, we decay \mathbf{h} directly by decaying β . We practically apply this decay in our experiments when norm of $\bar{\mathbf{h}}$ plateaus (see Section 4.4 for details).

4 Experiments

4.1 Setup

We evaluate our algorithm against state-of-the-art baselines based on three criteria, (i) performance (ii) speed of convergence and, (iii) robustness against variations of client sampling. We formulate Federated Learning classification tasks using three well-known datasets, the letters classification task of EMNIST-L [12] for an easy, CIFAR10 [11] for a moderate and CIFAR100 [11] for a challenging task. For each task, the training split of the dataset is partitioned randomly into a predetermined number of clients. 10% of these clients are set aside as validation clients and only used to select the best hyperparameter for the algorithm under the study during a warmup training phase. The remaining 90% are used for training both in warmup phase or the main training phase. Finally the test split of each dataset is used to evaluate the model's performance during the main training phase. Our assumption throughout the experiments is that, test dataset has the same underlying distribution as of the oracle dataset which consists of the training clients. Additionally, we assume that the set of

validation clients is large enough so that their collective data be similar to the distribution of test dataset.

To ensure consistency with previous works, we follow [2] to control heterogeneity and sample balance among client data splits. For the heterogeneity, we evaluate algorithms in three modes: IID, $\alpha = 0.3$ and $\alpha = 0.03$. The first mode corresponds to data partitions (clients’ data) with equal class probabilities. For the second and third modes, we draw the skew in each client’s labels from a Dirichlet distribution with a concentration parameter α . For testing against balance in the number of samples across clients, we have two modes: *balanced* and *unbalanced* such that in the latter, the number of samples for each client are determined by sampling from a log-normal distribution with concentration parameter equal to 0.3. We launch each experiment at least for 500 round for the warmup phase (to tune the hyper-parameters). Hyper-parameters are tuned in the same way for FEDDYN and ADABEST (no tuning need for FEDAVG and SCAFFOLD given that we have 5 epochs for every setup) with a linear grid search. We follow [2] for choosing the inference model by averaging client models though the rounds. Experiments are repeated 5 times, each with a different random seed for data partitioning. The reported mean and standard deviation of the performance is calculated based on the the last round of these 5 instance for each setting.

4.2 Model architecture

We use the same model architectures as [18] and [2]. For EMNIST-L, the architecture comprises of two fully-connected layers, each with 100 hidden units. For CIFAR10 and CIFAR100 there are 2 convolutional layers with 5×5 kernel size and 64 kernels each followed by two fully-connected layers with 394 and 192 hidden units respectively. Throughout the experiments we consistently keep the local learning rate, number of local epochs and batch size as 0.1, 5 and 45 respectively. As tuned by [2], the local optimizer uses a weight decay of 10^{-4} for the experiments on EMNIST-L and 10^{-3} for the experiment on CIFAR10 and CIFAR100.

4.3 Baselines

We compare the performance of ADABEST against FEDAVG [18], SCAFFOLD [8] and FEDDYN [2]. These baselines are consistent with the ones that the closest work to us [2], has experimented with⁹. However, we avoided their choice of tuning the number of epochs as a hyperparameter, since we believe it does not comply with a fair comparison in terms of computation complexity and preserving the privacy.

⁹ FEDDYN also compares with FEDPROX [14]; however, as shown in their benchmarks it performs closer to FEDAVG than the other baselines.

4.4 Evaluation

Table 2 presents the performance of our model against all the baselines in various settings with 100 clients. The results indicate the effectiveness of our algorithm in all of the settings. Our experiments with 1000 devices further confirm our arguments about the large-scale cross-device setting and practicality of our work compared to the baselines. We have notable gain both in the speed of convergence and the generalization performance compared to the baselines. In Figure 3 we show the impact of scaling the number of clients in both balanced and imbalanced settings for the same dataset and the same number of clients sampled per round (10 clients). During the hyperparameter tuning we noticed that the sensitivity of FEDDYN and ADABEST to their μ is small specially for the cases with larger number of clients.

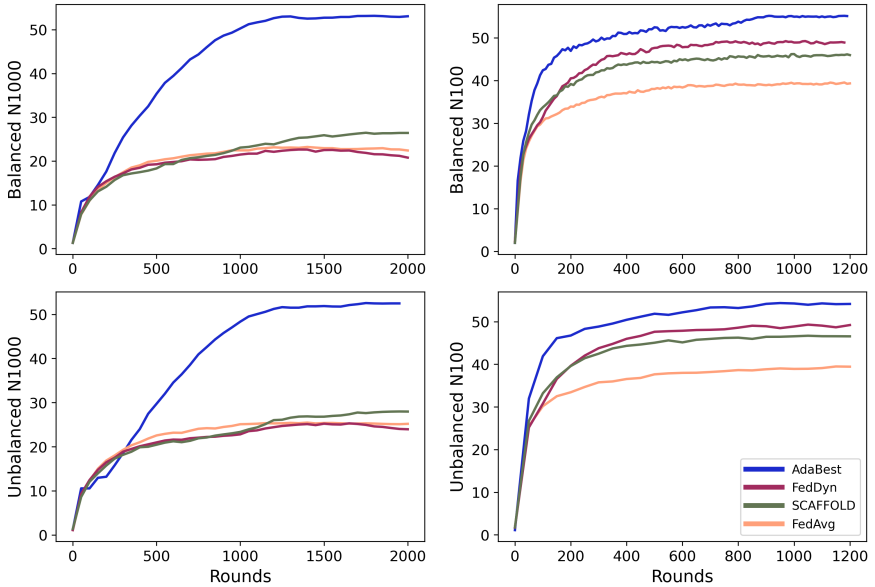


Fig. 3. Test accuracy on balanced (top) and unbalanced (bottom) settings for training on 1000 (on the left) and 100 clients (on the right) clients. The training dataset is CIFAR100

5 Conclusions

In this study, we introduce ADABEST, an adaptive approach for tackling the issue of client drift in Federated Learning. Unlike the existing solutions, our approach is robust to low rates of clients re-sampling, which makes it practical for

Table 2. Mean and standard deviation of test accuracy, for different data settings. The results are from 5 random seed of data partitioning. For 1%, 10% and 100% client participation, models are trained for 1000, 1200, and 2000 rounds respectively. A *smaller* α indicates *higher* heterogeneity. *CP stands for rate of client participation ($\frac{|P|}{|S|}$).

Top-1 Test Accuracy						
CP*	Dataset	Setting	FEDAVG	FEDDYN	SCAFFOLD	ADABEST
1%	EMNIST-L	$\alpha=0.03$	94.28 \pm 0.07	92.42 \pm 0.14	93.99 \pm 0.16	94.49\pm0.07
		$\alpha=0.3$	94.47 \pm 0.10	92.64 \pm 0.31	94.34 \pm 0.23	94.72\pm0.22
		IID	94.04 \pm 1.37	92.89 \pm 0.14	94.48 \pm 0.11	94.81\pm0.08
	CIFAR10	$\alpha=0.03$	78.18 \pm 0.80	77.91 \pm 0.79	75.83 \pm 2.36	78.44\pm1.12
		$\alpha=0.3$	82.21 \pm 0.36	82.06 \pm 0.17	82.96 \pm 0.42	83.09\pm0.76
		IID	83.84 \pm 0.17	83.36 \pm 0.39	84.18 \pm 0.26	85.05\pm0.31
	CIFAR100	$\alpha=0.03$	47.56 \pm 0.59	46.27 \pm 0.65	47.29 \pm 0.95	47.91\pm0.83
		$\alpha=0.3$	49.63 \pm 0.47	50.53 \pm 0.36	52.87 \pm 0.61	53.62\pm0.23
		IID	49.93 \pm 0.36	50.85 \pm 0.38	53.43 \pm 0.44	55.33\pm0.44
10%	EMNIST-L	$\alpha=0.03$	93.58 \pm 0.25	93.57 \pm 0.20	94.29 \pm 0.11	94.62\pm0.17
		$\alpha=0.3$	94.04 \pm 0.04	93.54 \pm 0.22	94.54 \pm 0.11	94.64\pm0.11
		IID	94.32 \pm 0.10	93.60 \pm 0.35	94.62 \pm 0.16	94.70\pm0.24
	CIFAR10	$\alpha=0.03$	74.04 \pm 0.88	76.85 \pm 0.91	77.19 \pm 1.10	79.64\pm0.58
		$\alpha=0.3$	79.74 \pm 0.07	81.91 \pm 0.19	82.26 \pm 0.38	84.15\pm0.36
		IID	81.35 \pm 0.23	83.56 \pm 0.31	83.50 \pm 0.15	85.78\pm0.14
	CIFAR100	$\alpha=0.03$	39.18 \pm 0.56	44.24 \pm 0.66	45.80 \pm 0.36	48.56\pm0.45
		$\alpha=0.3$	38.78 \pm 0.35	48.92 \pm 0.37	46.34 \pm 0.43	54.51\pm0.35
		IID	37.45 \pm 0.57	49.60 \pm 0.24	44.30 \pm 0.22	55.58\pm0.14
100%	EMNIST-L	$\alpha=0.03$	93.36 \pm 0.15	94.18 \pm 0.21	94.38\pm0.20	94.06 \pm 0.11
		$\alpha=0.3$	93.99 \pm 0.19	94.23 \pm 0.14	94.53\pm0.16	94.40 \pm 0.21
		IID	94.06 \pm 0.33	94.37 \pm 0.15	94.63 \pm 0.10	94.69\pm0.14
	CIFAR10	$\alpha=0.03$	72.97 \pm 1.09	78.24\pm0.77	77.64 \pm 0.25	78.07 \pm 0.71
		$\alpha=0.3$	79.12 \pm 0.15	83.19 \pm 0.18	82.26 \pm 0.23	83.2\pm0.25
		IID	80.72 \pm 0.33	84.39 \pm 0.20	83.55 \pm 0.25	84.75\pm0.17
	CIFAR100	$\alpha=0.03$	38.24 \pm 0.63	46.00 \pm 0.42	46.51\pm0.50	46.16 \pm 0.79
		$\alpha=0.3$	37.03 \pm 0.35	50.42 \pm 0.29	45.48 \pm 0.38	50.90\pm0.42
		IID	35.92 \pm 0.48	50.61 \pm 0.25	43.73 \pm 0.23	51.33\pm0.41

large-scale cross-device FEDERATED LEARNING. Our performance and empirical convergence rates demonstrate the efficacy of our technique compared to all baselines across different benchmarks. We have a gain of up to 0.94% improvement with respect to the second best candidate in test accuracy; i.e., almost twice better. Our model does not use a higher amount of communication bandwidth, computation or memory than the baselines. By utilizing the most relevant gradient information, ADABEST addresses the instability of norm of gradient estimates used in FEDDYN. Further, we formulated the general estimate of oracle

gradients in a much elegant arithmetic that eliminates the need for the explicit, recursive form used in the previous algorithms.

Future work for this study includes deriving theoretical bounds for our proposed algorithm. Further, in the current study, the parameter β is manually tuned to incorporate the trade-off between the amount of information maintained from the previous estimations of oracle’s gradient and the estimation that a new round provides. Developing a methodology to automatically tune β is an important direction for improving the proposed algorithm.

Acknowledgement

We acknowledge and appreciate the help of Sai Praneeth Karimireddy, the first author of [8], in enlightening us about the correct implementation of SCAF-FOLD. Additionally, the fifth author acknowledges Natural Sciences and Engineering research Council of Canada, CHIST-ERA grant CHIST-ERA-19-XAI-0 and the Polish NCN Agency NCN(grant No. 2020/02/Y/ST6/00064)

Algorithm 1 SCAFFOLD/m, FEDDYN, ADABEST

Input: T, θ^0, μ, β

for $t = 1$ **to** T **do**

Sample clients $\mathcal{P}^t \subseteq S^t$.

Transmit θ^{t-1} to each client in \mathcal{P}^t

Transmit h^{t-1} to each client in \mathcal{P}^t (SCAFFOLD/m)

for each client $i \in \mathcal{P}^t$ **in parallel do**

/ receive cloud model */*

$\theta_i^{t,0} \leftarrow \theta^{t-1}$

/ locally optimize for K local steps */*

for $k = 1$ **to** K **do**

$g_i^{t,k-1} \leftarrow \nabla L_i(\theta_i^{t,k-1}) - h_i^{t'} + h^t$ (SCAFFOLD/m)

$g_i^{t,k-1} \leftarrow \nabla L_i(\theta_i^{t,k-1}) - h_i^{t'} - \mu(\theta^{t-1} - \theta_i^{t,k-1})$ (FEDDYN)

$g_i^{t,k-1} \leftarrow \nabla L_i(\theta_i^{t,k-1}) - h_i^{t'}$ (ADABEST)

$\theta_i^{t,k} \leftarrow \theta_i^{t,k-1} - \eta g_i^{t,k-1}$

end for

/ update local gradient estimates */*

$g_i^t \leftarrow \theta^{t-1} - \theta_i^{t,K}$

$h^t \leftarrow \frac{|S^t|-1}{|S^t|} h^{t-1} + \frac{|\mathcal{P}^t|}{K\eta|S^t|} (\theta^{t-1} - \bar{\theta}^t)$ (SCAFFOLD/m)

$h_i^t \leftarrow h_i^{t'} + \mu g_i^t$ (FEDDYN)

$h_i^t \leftarrow \frac{1}{t-t_i} h_i^{t'} + \mu g_i^t$ (ADABEST)

$t_i' \leftarrow t$

Transmit client model $\theta_i^t := \theta_i^{t,K}$.

end for

/ aggregate received models */*

$\bar{\theta}^t \leftarrow \frac{1}{|\mathcal{P}^t|} \sum_{i \in \mathcal{P}^t} \theta_i^t$

/ update oracle gradient estimates */*

$h^t \leftarrow \frac{|S^t|-1}{|S^t|} h^{t-1} + \frac{|\mathcal{P}^t|}{K\eta|S^t|} (\theta^{t-1} - \bar{\theta}^t)$ (SCAFFOLD/m)

$h^t \leftarrow h^{t-1} + \frac{|\mathcal{P}^t|}{|S^t|} (\theta^{t-1} - \bar{\theta}^t)$ (FEDDYN)

$h^t \leftarrow \beta(\bar{\theta}^{t-1} - \bar{\theta}^t)$ (ADABEST)

/ update cloud model */*

$\theta^t \leftarrow \bar{\theta}^t$ (SCAFFOLD/m)

$\theta^t \leftarrow \bar{\theta}^t - h^t$ (FEDDYN)

$\theta^t \leftarrow \bar{\theta}^t - h^t$ (ADABEST)

end for

References

1. Acar, D.A.E.: Feddyn. <https://github.com/alpemreacar/FedDyn> (2021), [Accessed 12-Mar-2022]
2. Acar, D.A.E., Zhao, Y., Navarro, R.M., Mattina, M., Whatmough, P.N., Saligrama, V.: Federated learning based on dynamic regularization. arXiv preprint arXiv:2111.04263 (2021)
3. Ajallooeian, A., Stich, S.U.: On the convergence of sgd with biased gradients. arXiv preprint arXiv:2008.00051 (2020)
4. Babanezhad Harikandeh, R., Ahmed, M.O., Virani, A., Schmidt, M., Konečný, J., Sallinen, S.: Stopwasting my gradients: Practical svrg. *Advances in Neural Information Processing Systems* **28** (2015)
5. Bi, J., Gunn, S.R.: A variance controlled stochastic method with biased estimation for faster non-convex optimization. In: *Joint European Conference on Machine Learning and Knowledge Discovery in Databases*. pp. 135–150. Springer (2021)
6. Hsu, T.M.H., Qi, H., Brown, M.: Measuring the effects of non-identical data distribution for federated visual classification. arXiv preprint arXiv:1909.06335 (2019)
7. Johnson, R., Zhang, T.: Accelerating stochastic gradient descent using predictive variance reduction. *Advances in neural information processing systems* **26**, 315–323 (2013)
8. Karimireddy, S.P., Kale, S., Mohri, M., Reddi, S., Stich, S., Suresh, A.T.: Scaffold: Stochastic controlled averaging for federated learning. In: *International Conference on Machine Learning*. pp. 5132–5143. PMLR (2020)
9. Konečný, J., Liu, J., Richtárik, P., Takáč, M.: ms2gd: Mini-batch semi-stochastic gradient descent in the proximal setting. arXiv preprint arXiv:1410.4744 (2014)
10. Konečný, J., McMahan, H.B., Ramage, D., Richtárik, P.: Federated optimization: Distributed machine learning for on-device intelligence. arXiv preprint arXiv:1610.02527 (2016)
11. Krizhevsky, A., Hinton, G., et al.: Learning multiple layers of features from tiny images (2009)
12. LeCun, Y., Cortes, C., Burges, C.: Mnist handwritten digit database. AT&T Labs [Online]. Available: <http://yann.lecun.com/exdb/mnist> **2** (2010)
13. Li, D., Wang, J.: Fedmd: Heterogenous federated learning via model distillation. arXiv preprint arXiv:1910.03581 (2019)
14. Li, T., Sahu, A.K., Zaheer, M., Sanjabi, M., Talwalkar, A., Smith, V.: Federated optimization in heterogeneous networks. *Proceedings of Machine Learning and Systems* **2**, 429–450 (2020)
15. Li, T., Sahu, A.K., Zaheer, M., Sanjabi, M., Talwalkar, A., Smith, V.: Feddane: A federated newton-type method. In: *2019 53rd Asilomar Conference on Signals, Systems, and Computers*. pp. 1227–1231. IEEE (2019)
16. Liang, X., Shen, S., Liu, J., Pan, Z., Chen, E., Cheng, Y.: Variance reduced local sgd with lower communication complexity. arXiv preprint arXiv:1912.12844 (2019)
17. Lin, T., Kong, L., Stich, S.U., Jaggi, M.: Ensemble distillation for robust model fusion in federated learning. arXiv preprint arXiv:2006.07242 (2020)
18. McMahan, B., Moore, E., Ramage, D., Hampson, S., y Arcas, B.A.: Communication-efficient learning of deep networks from decentralized data. In: *Artificial intelligence and statistics*. pp. 1273–1282. PMLR (2017)
19. Murata, T., Suzuki, T.: Bias-variance reduced local sgd for less heterogeneous federated learning. arXiv preprint arXiv:2102.03198 (2021)

20. Nguyen, L.M., Liu, J., Scheinberg, K., Takáč, M.: Sarah: A novel method for machine learning problems using stochastic recursive gradient. In: International Conference on Machine Learning. pp. 2613–2621. PMLR (2017)
21. Pathak, R., Wainwright, M.J.: Fedsplit: An algorithmic framework for fast federated optimization. *Advances in Neural Information Processing Systems* **33**, 7057–7066 (2020)
22. Reddi, S.J., Konečný, J., Richtárik, P., Póczos, B., Smola, A.: Aide: Fast and communication efficient distributed optimization. *arXiv preprint arXiv:1608.06879* (2016)
23. Roux, N., Schmidt, M., Bach, F.: A stochastic gradient method with an exponential convergence rate for finite training sets. *Advances in neural information processing systems* **25** (2012)
24. Shalev-Shwartz, S., Zhang, T.: Stochastic dual coordinate ascent methods for regularized loss minimization. *Journal of Machine Learning Research* **14**(2) (2013)
25. Shamir, O., Srebro, N., Zhang, T.: Communication-efficient distributed optimization using an approximate newton-type method. In: International conference on machine learning. pp. 1000–1008. PMLR (2014)
26. Stich, S.U.: Local sgd converges fast and communicates little. In: International Conference on Learning Representations (2018)
27. Wang, J., Liu, Q., Liang, H., Joshi, G., Poor, H.V.: Tackling the objective inconsistency problem in heterogeneous federated optimization. *arXiv preprint arXiv:2007.07481* (2020)
28. Wang, J., Tantia, V., Ballas, N., Rabbat, M.: Slowmo: Improving communication-efficient distributed sgd with slow momentum. *arXiv preprint arXiv:1910.00643* (2019)
29. Xiao, L., Zhang, T.: A proximal stochastic gradient method with progressive variance reduction. *SIAM Journal on Optimization* **24**(4), 2057–2075 (2014)
30. Yu, H., Jin, R., Yang, S.: On the linear speedup analysis of communication efficient momentum sgd for distributed non-convex optimization. In: International Conference on Machine Learning. pp. 7184–7193. PMLR (2019)
31. Zhang, X., Hong, M., Dhople, S., Yin, W., Liu, Y.: Fedpd: A federated learning framework with optimal rates and adaptivity to non-iid data. *arXiv preprint arXiv:2005.11418* (2020)
32. Zhao, Y., Li, M., Lai, L., Suda, N., Civin, D., Chandra, V.: Federated learning with non-iid data. *arXiv preprint arXiv:1806.00582* (2018)
33. Zhu, L., Han, S.: Deep leakage from gradients. In: *Federated learning*, pp. 17–31. Springer (2020)
34. Zhu, Z., Hong, J., Zhou, J.: Data-free knowledge distillation for heterogeneous federated learning. *arXiv preprint arXiv:2105.10056* (2021)

Appendix

A. Proofs

Remark 1. Aggregating parameters by averaging is equivalent to taking a gradient step from the current parameter state in the direction of the average of the clients' pseudo-gradients, or mathematically it is $\bar{\theta}^t \leftarrow \frac{1}{|S^t|} \sum_{i \in S^t} \theta_i^t = \theta^{t-1} - \bar{g}^t$.

Proof.

$$\begin{aligned} \bar{\theta}^t &\leftarrow \frac{1}{|S^t|} \sum_{i \in S^t} \theta_i^t = \theta^{t-1} - \frac{1}{|S^t|} \sum_{i \in S^t} \theta^{t-1} - \theta_i^t \\ &= \theta^{t-1} - \frac{1}{|S^t|} \sum_{i \in S^t} g_i^t \\ &= \theta^{t-1} - \bar{g}^t. \end{aligned}$$

Remark 2. Assuming e^t and e_i^t be the error in estimation of full gradients and local gradients for client i at round t , $e^t - e_i^t \rightarrow 0$ implies reducing bias from pseudo-gradients of client i .

Proof. We provide an intuitional proof for this Remark as follows. From $e^t - e_i^t \rightarrow 0$ we can conclude that $h^t - h_i^{t'}$ estimates average gradients of all clients' data except that of client i at $\theta_i^{t+1,0} = \theta^t$ with an estimation error close to zero. In turn, if $g_i^{t+1,k}$ isn't biased with respect to the local objective of client i (e.g., supporting data are drawn IID from the local dataset), all the local steps on client i during round t , also become unbiased with respect to the objective of the other clients. Therefore, the drift is minimized and consequently bias of the pseudo-gradients is reduced (become close to zero).

Theorem 1. In FEDDYN, $\|h^t\|^2 \leq \|h^{t-1}\|^2$ requires

$$\cos(\angle(h^{t-1}, \bar{g}^t)) \leq -\frac{|\mathcal{P}^t|}{2|S^t|} \frac{\|\bar{g}^t\|}{\|h^{t-1}\|}$$

Proof. According to Algorithm 1,

$$h^t \leftarrow h^{t-1} + \frac{|\mathcal{P}^t|}{|S^t|} \bar{g}^t.$$

Applying 2-norm squared on both sides gives

$$\|h^t\|^2 = \|h^{t-1}\|^2 + \left(\frac{|\mathcal{P}^t|}{|S^t|}\right)^{(2)} \|\bar{g}^t\|^2 + 2 \frac{|\mathcal{P}^t|}{|S^t|} \langle h^{t-1}, \bar{g}^t \rangle.$$

Considering the proposition, we have

$$\therefore \|\mathbf{h}^t\|^2 \leq \|\mathbf{h}^{t-1}\|^2 \implies 2\langle \mathbf{h}^{t-1}, \bar{\mathbf{g}}^t \rangle \leq -\frac{|\mathcal{P}^t|}{|S^t|} \|\bar{\mathbf{g}}^t\|^2.$$

with dividing both sides on some positive values, we get

$$\frac{\langle \mathbf{h}^{t-1}, \bar{\mathbf{g}}^t \rangle}{\|\bar{\mathbf{g}}^t\| \|\mathbf{h}^{t-1}\|} \leq -\frac{|\mathcal{P}^t|}{2|S^t|} \frac{\|\bar{\mathbf{g}}^t\|}{\|\mathbf{h}^{t-1}\|},$$

which is equivalent to the

$$\cos(\angle(\mathbf{h}^{t-1}, \bar{\mathbf{g}}^t)) \leq -\frac{|\mathcal{P}^t|}{2|S^t|} \frac{\|\bar{\mathbf{g}}^t\|}{\|\mathbf{h}^{t-1}\|}.$$

Remark 3. $\bar{\boldsymbol{\theta}}^{t-1} - \bar{\boldsymbol{\theta}}^t$ is equivalent to $\mathbf{h}^{t-1} + \bar{\mathbf{g}}^t$ in ADABEST.

We first add and remove $\boldsymbol{\theta}^{t-1}$ from the first side of the equation,

$$\begin{aligned} \bar{\boldsymbol{\theta}}^{t-1} - \bar{\boldsymbol{\theta}}^t &= \bar{\boldsymbol{\theta}}^{t-1} - \bar{\boldsymbol{\theta}}^t + \boldsymbol{\theta}^{t-1} - \boldsymbol{\theta}^{t-1} \\ &= (\bar{\boldsymbol{\theta}}^{t-1} - \boldsymbol{\theta}^{t-1}) + (\boldsymbol{\theta}^{t-1} - \bar{\boldsymbol{\theta}}^t). \end{aligned}$$

Then, we replace some terms using Equation 1 and Remark 1 to get

$$\bar{\boldsymbol{\theta}}^{t-1} - \bar{\boldsymbol{\theta}}^t = \mathbf{h}^{t-1} + \bar{\mathbf{g}}^t.$$

Remark 4. Cloud pseudo-gradients of AdaBest form a power series of $\mathbf{h}^t = \sum_{\tau=0}^t \beta^{(t-\tau+1)} \bar{\mathbf{g}}^\tau$, given that superscript in parenthesis means power.

Proof. We make the induction hypothesis $\mathbf{h}^{t-1} = \sum_{\tau=0}^{t-1} \beta^{(t-\tau)} \bar{\mathbf{g}}^\tau$. We need to prove that $\mathbf{h}^t = \sum_{\tau=0}^t \beta^{(t-\tau+1)} \bar{\mathbf{g}}^\tau$. From Algorithm 1 we have

$$\mathbf{h}^t = \beta(\bar{\boldsymbol{\theta}}^{t-1} - \bar{\boldsymbol{\theta}}^t).$$

Additionally, using Remark 3 it could be rewritten as

$$\mathbf{h}^t = \beta(\mathbf{h}^{t-1} + \beta \bar{\mathbf{g}}^t).$$

Replacing the induction hypothesis changes it to

$$\begin{aligned} \mathbf{h}^t &= \beta \left(\sum_{\tau=0}^{t-1} \beta^{(t-\tau)} \bar{\mathbf{g}}^\tau + \beta \bar{\mathbf{g}}^t \right) \\ &= \sum_{\tau=0}^{t-1} \beta^{(t-\tau)} \bar{\mathbf{g}}^{\tau+1} + \beta^{(2)} \bar{\mathbf{g}}^t \\ &= \sum_{\tau=0}^t \beta^{(t-\tau+1)} \bar{\mathbf{g}}^\tau. \end{aligned}$$

Remark 5. Server update of FedDyn is a special case of AdaBest where $\beta = 1$ except that **an extra $\frac{|\mathcal{P}|}{|S|}$ scalar is applied which also adversely makes FedDyn require prior knowledge about the number of clients.** On the other tail of the spectrum, $\beta = 0$ corresponds to server update of FedAvg.

Proof. According to Algorithm 1, on the server side ADABEST and FEDDYN are different in their update of \mathbf{h}^t . Based on Remark 3, for $\beta = 1$ ADABEST update is $\mathbf{h}^t \leftarrow \mathbf{h}^{t-1} + \bar{\mathbf{g}}^t$. Comparably the same update in FEDDYN is $\mathbf{h}^t \leftarrow \mathbf{h}^{t-1} + \frac{|\mathcal{P}^t|}{|S^t|} \bar{\mathbf{g}}^t$. Involving $\|S^t\|$ in the update means assuming that prior knowledge on number of total clients is available from the beginning of the training. On the other hand, $\beta = 0$ leads to $\mathbf{h}^t = \mathbf{0}$ and consequently the update on the cloud model become $\bar{\boldsymbol{\theta}}^t \leftarrow \bar{\boldsymbol{\theta}}^t$ which is identical to the server update of FEDAVG.

Theorem 2. *If S be a fixed set of clients, $\bar{\boldsymbol{\theta}}$ does not converge to a stationary point unless $\mathbf{h} \rightarrow \mathbf{0}$.*

Proof. With a minor abuse in our notation for the case of SCAFFOLD/m (the difference only is applying \mathbf{h} on the clients after $\boldsymbol{\theta}$ is sent to them), we can generally state that

$$\bar{\boldsymbol{\theta}}^t \leftarrow \boldsymbol{\theta}^{t-1} - \bar{\mathbf{g}}^t = \bar{\boldsymbol{\theta}}^{t-1} - (\mathbf{h}^{t-1} + \bar{\mathbf{g}}^t).$$

With S being fixed, upon $t \rightarrow \infty$, and convergence of $\bar{\boldsymbol{\theta}}$, we expect that $\mathbf{g}^t \rightarrow \mathbf{0}$, so the optimization does not step out of the minima. In that case, we also expect $\bar{\boldsymbol{\theta}}^t \approx \bar{\boldsymbol{\theta}}^{t-1}$. On the other hand, above formula results in $\bar{\boldsymbol{\theta}}^t \approx \bar{\boldsymbol{\theta}}^{t-1} - \mathbf{h}^{t-1}$ which holds if $\mathbf{h} \rightarrow \mathbf{0}$.

B. Algorithm Notation

Following [8] and [2], for the sake of simplicity and readability, we only presented Algorithm 1 for the balanced case (in terms of number of data samples per client). According to [1], SCAFFOLD and FEDDYN also need the prior knowledge about the number of clients in order to properly weight their \mathbf{h}^t accumulation in the case of unbalance data samples. These weights are used in the form of average samples per client in [1]. We eliminate such dependency in our algorithm by progressively calculating this average throughout the training. We also confirm that applying the same modification on SCAFFOLD and FEDDYN does not impede their performance nor their stability (experiments on FEDDYN and SCAFFOLD still are done with their original form). For the experiments, we implemented SCAFFOLD as introduced in the original paper [8]; However, for more clarity a modification of it (SCAFFOLD/m) is contrasted to other methods in Algorithm 1 in which only the model parameters are sent back to the server. In fact, an even more precise update for \mathbf{h}^t of SCAFFOLD is $\mathbf{h}^t \leftarrow \frac{|S^t|-1}{|S^t|} \mathbf{h}^{t-1} + \frac{|\mathcal{P}^t|}{K\eta|S^t|} (\boldsymbol{\theta}^{t-1} - \bar{\boldsymbol{\theta}}^t)$ (compare it to Algorithm 1 in [8]). Note that this difference in presentation is irrelevant to our arguments in this paper since the more important factor for scalability in the recursion is $\frac{|S^t|-1}{|S^t|}$.

C. Experiments Details

Evaluation There are two major differences between our evaluation and those of prior works.

1. **We do not consider number of epochs to be a hyper-parameter.**
Comparing two FEDERATED LEARNING algorithms with different number of local epochs, is unfair in terms of the amount of local computation. Additionally, it makes it difficult to justify the impact of each algorithm on preserving privacy. This is because the privacy cost is found to be associated with the level of random noise in the pseudo-gradients [2]. This randomness in turn is impacted by the number of epochs. For an example of comparing algorithms after tuning the number of epochs, refer to the Appendix 1 of [2] where 20 and 50 local epochs are chosen respectively for FEDAVG and FEDDYN in order to compare their performance on MNIST dataset.
2. **We consider a hold-out set of clients for hyper-parameter tuning.**
Although, an *on the fly hyper-parameter tuning* is much more appealing in FEDERATED LEARNING setting, for the purpose of studying and comparing FEDERATED LEARNING algorithms, it is reasonable to consider hyper-tuning to be done prior to the main training phase. However, using the performance of the test dataset in order to search for hyper-parameters makes the generalization capability of the algorithms that use hyper-parameters questionable. Therefore, we set aside a separate set of training clients to tune the hyper-parameters for each algorithm individually. This may make our reported results on the baselines not exactly matching that of their original papers.

Additionally, we use 5 different random seeds of data partitioning to better justify our reported test accuracy. Throughout all the experiments, SGD with a learning rate of 0.1 is used¹⁰ with a round to round decay of 0.998. Batch size of 45 is chosen for all datasets and experiments. Whenever the last batch of each epoch is less than this number, it is capped with bootstrapping from all local training examples (which further enhance the privacy especially for imbalance settings). We follow [2] in data augmentation and transformation. Local optimization on CIFAR10 and CIFAR100 involves random horizontal flip and cropping on the training samples both with probability of 0.5. No data augmentation is applied for experiments on EMNIST-L.

Implementation We used PYTORCH to implement our FEDERATED LEARNING simulator. For data partitioning and implementation of the baseline algorithms, our simulator is inspired from [1] which is publicly shared by the authors of [2]. To further validate the correctness of SCAFFOLD implementation, we consulted the first author of [8]. Additionally, we cross-checked most of the results our simulator yielded to the ones made by [1].

¹⁰ We followed [2] in choosing this optimization algorithm and learning rate.

D. Stability and $\|\theta^t\|$

In Figure 1, we showed an experimental case of low client participation to demonstrate how $\|\theta^t\|$ is associated with instability of FEDDYN. In this experiment, the training split of CIFAR100 is partitioned over 1100 clients from which 1000 is used for training. The partitioning is balanced in terms of number of examples per client and the labels are skewed according to our $\alpha = 0.3$ heterogeneity setup (see Section 4.4 for detailed explanation). In each round 5 clients are drawn uniformly at random. This low client participation rate is more likely to occur in a large-scale (in terms of number of clients) cross-device FEDERATED LEARNING compared to the setting used for reporting the performances in Table 2 and most of those of our prior works. In Figure i we repeat the same experiment; except that a much simpler FEDERATED LEARNING task is defined. In this experiment the training split of EMNIST-L dataset is partitioned into 110 clients, 100 of which are used for training. Partitions are IID (labels are not skewed). Even though this task is much simpler than the previous one, still FEDDYN fails to converge when the training continues for a large number of rounds.

E. μ -sensitivity

During the hyper-parameter tuning phase, we only tune β of ADABEST and set its μ constantly to 0.02. This is done throughout all the experiments except the experiment presented in this section which especially investigates the sensitivity of ADABEST to varying μ . Therefore, in practice we have not treated α as a hyper-parameter in our algorithm in this work. For this experiment, we use the same setup as the one presented in Section D. on EMNIST-L dataset. The only difference is that we vary μ in the range of $\{0.02 \times 2^{(k)}\}_{k=1}^{k=3}$. Figure ii depicts the outcome of this experiment along with the result of the same analysis on FEDDYN so it would be easy to compare the sensitivity of each of these algorithms to their local factor μ . As suggested by the top left subplot in this Figure, ADABEST can even achieve higher numbers in terms of the test accuracy than what is reported in Table 2. The scales on the vertical axis of the subplots related to ADABEST (on the left column) are zoomed-in to better show the stability of our algorithm throughout the training. On the other hand, the performance and stability of FEDDYN shows to be heavily relied on the choice of μ when the training continues for a large number of rounds.

F. β -sensitivity

To investigate how the choice of β impacts the generalization performance, we conduct an experiment with varying β and the rate of client participation. The relation comes from the fact that in lower rates of client participation, the variance of the pseudo-gradients is higher and so a lower β is required both in order to avoid explosion of $\|\theta^t\|$ and also to propagate estimation error from the previous rounds as explained in 3.5. For this experiment we use the same setup as the one used in Figure 1 (see Section D. for details). Figure iii implies that when the

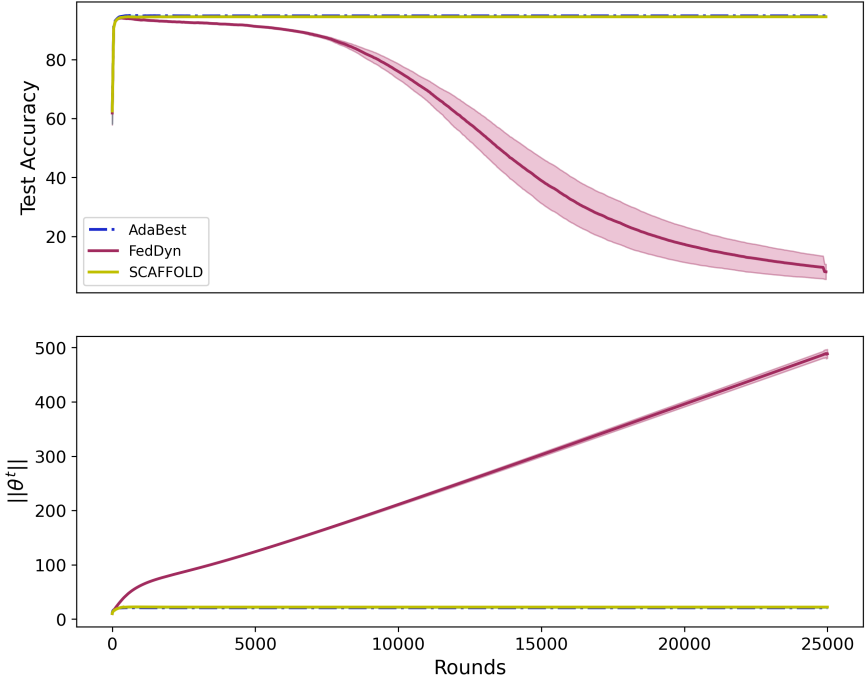


Fig. i. Highlighting the instability of FEDDYN and its association with the norm of cloud parameters. The training is performed on a comparably easy FEDERATED LEARNING task but for a large number of communication rounds. Top and bottom subplots show test accuracy (in percentage) and norm of cloud parameters respectively. The horizontal axis which shows number of communication rounds is shared among subplot.

rate of client participation is 0.005 (5 clients participating in each round out of 1000 clients) the optimal β is between 0.8 and 0.95. With a larger rate of client participation, the optimal value moves away from 0.8 towards between 0.95 and 1.0;

This observation is aligned with our hypothesis on the impact of variance of pseudo-gradients on the estimation error and norm of the cloud parameters. Another interesting point is that for a wide range of β values, the performance remains almost stable regardless of the rate of client participation. Additionally, β values closer to 1 seem to be suitable for higher rates of client participation, which is suggested by the curve corresponding to $\beta = 1.0$ rising as the rate of client participation increases. This case ($\beta = 1.0$) is the most similar to formulation of our baselines where the estimations of oracle gradients are not scaled properly from one round to another.

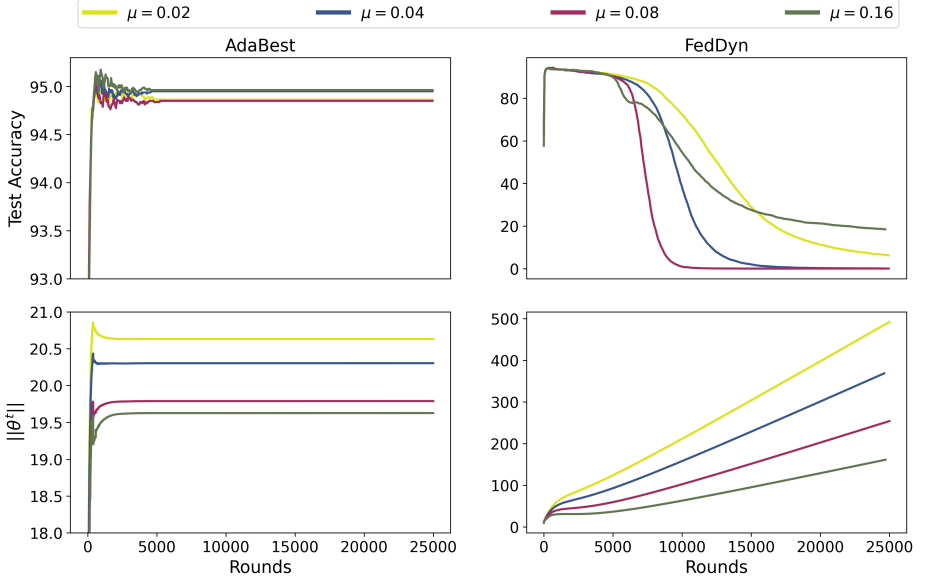


Fig. ii. μ sensitivity for ADABEST (on the left) and FEDDYN (on the right). The horizontal axis which shows the number of communication rounds is shared for each column of subplots. Top and bottom row show the test accuracy (in percentage) and norm of cloud parameters respectively. Note that the vertical axis is not shared as for clarity. This means that the scale of difference between converging point of $\|\theta^t\|$ in ADABEST is largely different from the divergence scale of the same quantity for FEDDYN.

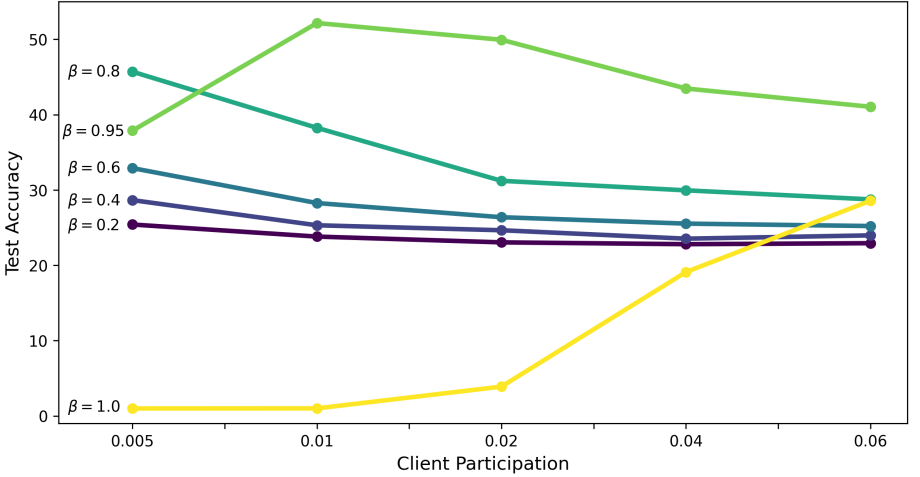


Fig. iii. The sensitivity of the test accuracy (in percentage) for different rates of client participation and values of β . The training is done on a partitioning of CIFAR100 with 1000 training clients. The numbers on the horizontal axis show the fractions of the total clients sampled at each round