

Is Institutional Evolution in Online Communities Driven by Selection or Stochasticity?

Qiankun Zhong^{1,*}, Seth Frey¹, and Martin Hilbert¹

¹Department of Communication, UC Davis

*Direct correspondence to Qiankun Zhong, qkzhong@ucdavis.edu

Abstract: Institutions and cultures sometimes change adaptively in response to changes in the environment. But sometimes institutional change is due to stochastic drives including drift, path dependency, and blind imitation. Disentangling the selective and stochastic components of social system change enables us to identify the key features to organizational development in the long run. Evolutionary approaches provide organizational science abundant theories to demonstrate organizational evolution through tracking particular beneficial or harmful features. We applied two of the most applied evolutionary models, the Price equation and the bet-hedging model, on online community data to quantify empirically different drivers in institutional evolution among 20,000 Minecraft communities. As a result, we find strong selection pressure on administrative rules and information rules, suggesting that their positive payoff is the main reason for their frequency change. We also find that stochastic drives decrease the average frequency of administrative rules. The result makes sense when explained in light of evolutionary bet-hedging. Additionally, we show through the bet-hedging result that institutional diversity contributes to the growth and stability of information, communication, and economic rules.

Keywords: Price equation; Bet-hedging; Cultural evolution; Online community

1. Introduction

What are the main reasons that drive institutional changes in organizations? This is a central question across organizational theories. Indeed, the major reasons that lead the institutional changes can often be taxonomized by the type of answer they provide: internal stability, external pressure, information transmission, institutional isomorphism, path dependency, and so on. While stylized facts and intuition abound in this area, we have little empirical evidence, which hinges both on the availability of adequate data, and on general frameworks for comparing these sources of change, and showing how they work together.

The migration of organizations to digital platforms allows researchers to obtain more adequate data, thanks to the digital footprint online organizations inevitably leave behind. Traditionally, it was very difficult to obtain statistically significant samples on comparable organizations. Lab experiments with a large N of communities is expensive and nearly impractical to run. Natural experiment cannot ensure similar enough samples to accurately infer the effects of the variable. Digital trace data on online communities make it possible to monitor the intergenerational frequency changes in rules (1), because it provides fine-grained information on exactly when rules are implemented, changed, and removed among thousands of similar enough online communities

As for adequate frameworks for the quantification of the resulting dynamics, the evolutionary framework adopted by researchers in various social science disciplines, including communication (2–4), economics (5–8), and sociology (9,10), provides theoretical and methodological support to answer this question. In the past few decades, social science researchers have used concepts from biological evolution as an analogy to characterize four main stages of institutional development: variation, selection, retention, and struggle (11). This framework categorizes the various institutional changes by the mechanism that drives them and provides explanations from the perspectives of both the organization and the environment. At the same time, the evolutionary framework provides adequate tools to help us represent this analogy with mathematical relationships and explain the macro-dynamics based on a few first principles in given conditions (12). With empirical data, evolutionary models allow for quantifying the strength of different drives behind institutional changes and predicting future development.

One of the most comprehensive and successful models to describe the biological evolutionary process is the Price equation (13). The Price equation partitions total evolutionary changes into two components: deterministic changes driven by natural selection and stochastic changes driven by all other forces, including adaptation, mismatch, drift, and biased transmission. The Price Equation thus provides mathematical tools to separate selective forces and stochastic forces and reconcile different sources of change in a community(14,15).

At the same time, the digital trace data on online communities make it possible to monitor the intergenerational frequency changes in rules (1), because it provides fine-grained information on exactly when rules are implemented, changed, and removed among thousands of similar enough online communities. In this study, we take the advantage of online community data and monitor rule changes among 20,000 Minecraft communities over two years. Online platforms including Wikipedia, Reddit, and Minecraft, provide a great opportunity to study the intergenerational changes of the modular institutional traits among thousands of small-scale communities.

Using the Price equation, we are able to quantify how much of community fitness is derived by natural selection and how much by stochastic forces that are not directly related to the success of the communities. We can also explore further in the institutional structure among online communities to ask whether evolutionary forces are difference among different types of rules. For example, are rules facilitating centralized top-down communication driven by more selective forces compared to rules promoting more decentralized interpersonal communication? Are stochastic forces more prevalent in rules regulating user behavior compared to rules regulating administrative behavior?

Furthermore, is this result robust to the changes in the environment? The bet-hedging method provides us a tool to use the information from the environment to match the frequency of rules, which

produces a benchmark for the theoretically optimal strategy of rule distribution. The bet-hedging method thus allows us to ask two questions: First, is the frequency change in one type of rules caused by this rule type only or is it also influenced by other types of rules? Second, is the optimal distribution of rules consistent the Price equation result? If the two models produce consistent result, we can conclude that the selection and stochasticity calculated through the Price equation are robust against the changes and uncertainty in the environment; Otherwise, we expect that the environmental changes play a bigger role in the evolutionary dynamics of institutional changes.

As a result, we found that administrative rules in Minecraft are beneficial for community success, and thus its frequency increases due to natural selection. However, stochastic drives including cultural persistence, blind imitation, and path dependency reduce the frequency of administrative rules. We also found that information rules which facilitates the top-down communication are beneficial for community success and thus increases over time. We can thus conclude that there is strong selection in the Minecraft environment that drives the frequency changes of some rules, while at the same time, drift also exist among administrative rules that reduces their frequency. The bet-hedging result supports our conclusion that administrative rules and informational rules are increasing due to the positive selection over them. The bet-hedging result also suggest that the increase in frequency of administrative rules is driven solely by previous implementation of administrative rules. In contrast, the frequency change in information, communication and economic rules are influenced also by the implementation of other rules. This is because a single institutional trait such as informational rules cannot help communities through difficult time even with average positive payoffs. Thus, the communities need to subsidize other types of rules to build resilience against environmental fluctuation.

1.1 Institutional Change

The development of institutions has been a key research aspect of organizational studies. To understand why and how institutions change, social science disciplines including communication (3), sociology (10), and economics (7) have adopted an evolutionary framework to understand the dynamics of institutional development. Institutions as a set of rules to constrain behavior can be transmitted via communication processes and social learning (16,8). The evolutionary approach to institutions allows us to examine both the processes involved in the origin, maintenance, and spread of specific rules as well as the complex ways different rules can interact to produce emergent properties at the populational level.

1.1.1 The arguments for adaptive selection

The evolutionary framework in organizational studies focuses on the natural selection over rules. The selection of rules is a process by which rule frequency increases or decreases as a result of the direct payoff contributed by the implementation of rules. All selective processes are characterized by variation, heritability, and competition (17,11). In an institutional context, variations of rule arise across groups and with this variation. With the variation and differential payoff of the rules, there should be also some forms of competition between the institutions on how they are beneficial for achieving organizational goals in economic growth (18), political stability (19,20), successful localized management of common-pool resources (21), and long-term resilience (16,22,23). Selective forces over institutions can occur in three conditions. First, groups with high-payoff institutions outcompete other groups, replacing those groups or imposing their institutions on them (24). For example, the rise of information and communication technologies (ICTs) has enabled a shift from group-based societies to network-based societies because the latter gained a higher benefit with ICTs (25); Second, group members can vote with feet and leave groups with poor institutions to join those with better institutions (26). Banzhaf and Walsh (2008) provided empirical evidence that supports the notion that households “vote with their feet” for better institutions that promote environmental quality; Third, certain institutions are more likely transmitted from one group

to another. Zhong and Frey (2020) found that centralized rules are more likely to be transmitted than decentralized rules between online communities with overlapped membership.

1.1.2 The arguments for stochasticity

Although social science research that adopts an evolutionary framework mostly focuses on natural selection, many institutional changes are not driven by selective forces. Those non-payoff-related changes are categorized as drift or stochastic forces (7). Two major mechanisms in organizational research characterize this type of change in institutional settings: path dependency and institutional isomorphism. Path dependency refers to the process that institutional development depends on a unique series of past events. The path cannot be retracted, nor can it be easily deflected on. Path dependency can be explained through diverse mechanisms including self-reinforcement (29,30), positive externalities (31), and lock-in (32). Although institutional changes driven by path dependency can be beneficial for organizational success for the time being, the increased frequency is not related to organizational success. Institutional isomorphism (33), refers to the process that organizations borrow routines, rules, and behavior from other organizations regardless of the possible mismatch between the adopted institution and the organizational context. Institutional isomorphism is explained through the organization's internal bounded reality and the uncertainty or pressure of the external environment (34–36).

1.1.3 Integrating and disentangling selective forces and stochastic forces

But even if natural selection is overemphasized for explaining organization change, the evolutionary framework has major benefits for studying institutional and organizational development. Among other things, it provides a formal theoretical framework based on first principles about how inherited traits will change over time given certain conditions. It is precisely these tools that let us articulate the relationship of natural selection to the many other evolutionary processes at work in social system change. In social sciences, evolutionary explanations are often conflated within the selective processes. Stochastic processes, although well studied in organizational studies, are usually not considered with the perspective of institutional organization. The separation of the two main forces leads to some problems in identifying the true mechanisms of institutional changes. For example, institutional development driven by path dependency may also have direct benefits that is selected for in the competition with other institutions. For example, the rise of platforms including Apple's iOS and Google's Android gained both builder and developers benefits at the beginning. But the lock-in benefits gained from the platform discourage the construction of gateways and thus it forces developers to commit to just one platform or to build and maintain multiple versions of the same product (37). On the other hand, rules that can help achieve institutional goals may also be borrowed by other groups blindly without considering context. Lowrey found that although there is blind isomorphism among the partnership between newspapers and TV stations, the level of partnering is predicted by concrete benefits and availability of resources (38). These examples show that the selective and stochastic forces are often conflated in institutional development. Focusing on one side of the story cannot provide a full picture of how different mechanisms work together in institutional changes. If we can integrate different institutional change mechanisms, we will be able to answer one of the most important questions through this integrated evolutionary approach: how can we tell apart the selective and stochastic forces in institutional development. In other words, how do we know whether the rule frequencies increase or decrease for their payoff to the organizational goals or for other reasons including path dependency and institutional isomorphism?

It has been difficult to answer this question empirically. First of all, institutions and other social-environmental processes, especially culture, are all endogenous processes. It is not straightforward to establish causal links between institutions and other factors (39–41). Second, the evolutionary processes can be separated into discrete phases analytically, but they are often linked in continuous feedback loops,

making it difficult to map evolutionary stages in theory to empirical data (11). Variation generation provides sources for selection, but the selected traits after transmission and retention will in turn reduce variation among populations. As a result, the evolutionary process cannot help us decide any moment in the process but rather forms a dynamic system driven by different evolutionary forces. Third, selective and stochastic forces can vary across time. Institutions that have been beneficial at the early times can end up reducing the growth speed (e.g., the lock-in effects). It requires both a clear identification strategy and longitudinal data to calculate their time-variant and average strength. Last, it is difficult to quantify institutions and institutional changes due to their complex natures. There is no clear definition that decides whether two institutions are comparable or whether we should take into account the interactions between rules within one institution.

In this paper, we address those difficulties by using the Price equation and longitudinal data on Online communities to disentangle different mechanisms in institutional evolution. We use the longitudinal online community dataset to make quantitative comparisons on institutions between thousands of organizations and apply the Price equation as a statistical strategy to make clear estimation of selective and stochastic forces.

1.2 The Price equation

The Price equation (13) is one of the best-known biological evolutionary models with wide applications. It is a theorem that represents any system of differential transmission (42). In its original form in population biology, the Price equation provides a way to understand the effects that gene transmission and natural selection have on the frequency of alleles within each new generation of a population. Due to its abstract mathematical articulation, the Price equation is applied broadly in anthropology and economics (14). With the evolutionary framework we illustrated in organizational studies, it is reasonable to also apply the Price equation to organizational studies. The Price equation partitions total evolutionary change into two components: an abstract expression of natural selection (selective forces) and all other evolutionary processes (stochastic forces). The two pieces of the Price equation together can represent multiple evolutionary forces such as natural selection, shift, and biased cultural transmission.

With the theoretical mapping from cultural biological evolution to institutional evolution, we can use the Price equation to estimate the selective and stochastic forces in institutional changes at the level of rules.

1.3 Online Communities

The migration of organizations to online settings is affording us with data from online communities that make it possible for us to quantify institutional changes and extract the measures to apply the Price equation empirically.

Online platforms including Wikipedia, the discussion platform Reddit, and the game Minecraft offer an “institutional field” (33) of online communities. This type of large-scale institutional field makes it possible to compare the institutions of thousands of communities within the same macro environment and cultural context (43,44). The communities within the same platform often face the same collective action problems and pursue the same organizational goals, allowing for meaningful comparison of institutions.

In recent years, through methods including API and webscraping, we have been able to acquire longitudinal data on online communities and study the long-term institutional development of many thousands at the same time (43,45–49). In this research, we monitored over 20,000 Minecraft communities. The Minecraft environment hosts millions of communities that compete for the scarce physical and virtual resources and struggle for the same organizational goal — to recruit and retain members. The same collective problems and goals they are facing put them under selection pressure, whereas the various choice administrators and community members have granted them space for stochastic drift. We collected data on the rules each community implements over two years. The modular rule sets, which are called “plugins”

in the Minecraft world, provide a standard measurement to quantify institutions and set the unit of analysis at the rule level. The plugin types can then be used as a measurement for institutional traits. By calculating the frequency change and variance of one type of plugins, we are able to apply the Price equation in institutional settings.

Using the Price equation and online community data, we try to answer:

RQ1: What are the selective and stochastic forces that drive frequency changes in different kinds of rules among online communities?

1.4 Time variance and institutional diversity

Environmental fluctuation exogenous to culture and institutions have a large influence on cultural and institutional evolution. The frequency and intensity of environmental changes affects which type of cultural and institutional trait is selected and stabilized in the long run. For example, Roger's model explains how conformity evolves only in situations where environmental changes are not frequent (50). Giuliano and Nunn use a set of historical data and validate that populations that experience more cross-generational temperature instability attribute less importance to traditional values (51). Richerson and Boyd attribute the emergence of cumulative culture to climate change in the late Pleistocene (12).

In the case of Minecraft, the software environment and version change may cause changes in the payoff of implementing one type of rules and influence its evolutionary trajectory. The environmental influence in Minecraft can thus operate on both the selective forces and stochastic forces. Thus:

RQ2: Is the evolution trajectory of rules influenced by environmental changes among online communities?

So far, we consider how single institutional traits (rules) evolve in various environments. However, oftentimes organizational development relies on complementary rules functioning together. Ostrom proposed the Institutional Analysis and Development framework to analyze various social institutions and provided empirical evidence the contribution of institutional diversity on robust self-organized institutions (21). Page provided evidence that supports the benefits of diversity in complex systems, especially in response to external shocks and internal adaptations (23). In Minecraft, we have four types of meaningful rules related to governance. However, when we zoom in and only focus on a single type of rules, the Price equation forces us to include the influence of other types of rules in stochastic forces and environmental factors. Whether other types of rules can interact with one particular type to operate together on institutional evolution through rule diversity requires further analysis. Motivated by Ostrom's and Page's theory, we ask:

RQ3: Is the evolution of a single type of rules influenced by rule diversity among online communities?

2. Materials and Methods

2.1 Data

We collected longitudinal plugin implementation data from 370,000 Minecraft servers through API queries bihourly between Nov 2014 and Nov 2016. After filtering out servers that were disconnected for the duration of data collection (~220,000), those that did not survive for at least a month (~70,000), and those that did not report full governance information (~75,000), we end up with a sample of 14,859 servers (we address the limitation resulted from this data deletion process in the Limitations).

In *Minecraft*, plugins are modular programs that function as rules. In the digital world, code is law (52) By mixing and matching plugins, *Minecraft* server administrators establish formal institutions to maintain community survival and achieve community success. The Minecraft community has developed almost 20,000 plugins listed under 16 categories, among which Frey and Sumner concluded 4 rule types

directly related to governance: top-down administration, information broadcasting, communication, economy (53). Administration rules enhance administrators' control over community and user behavior; Informational rules facilitate information sharing from administrators to users; communication rules improve communication between players; economic rules protect private property and enable trades. To quantify institutional changes and analyze the evolution process in Minecraft, we used this classification to categorized the plugins. To fit the Price Equation, we summarize community-level data at the unit of one month. As the median "lifespan" of a server is 9 weeks, this aggregation provides an appropriate timescale to capture the dynamics of intra- and inter-generation cultural transmission.

2.2 the Price equation

The Price equation provides a powerful generalization of the forces contributing to evolutionary changes in institutional structures — analogous in our framework to biological traits — among online communities — which correspond to individual organisms, the population of communities corresponding to the population of organisms undergoing genetic change. Here we demonstrate one decomposition of the Price Equation that focuses mainly on one level of selection and mutation.

Consider the Minecraft environment consisting of multiple servers each indexed by i . Within each community we identify rules of four categories, administrative, informational, communication, and economics rules. Taken administrative rule as an example, we set up the relative frequency of administrative rules in community i as z_i , the direct payoff of administrative rules in community i as w_i and the random change in the frequency of administrative rules as δ_i , the Price Equation establish that

$$\Delta z = COV\left[\frac{w_i}{w}, z_i\right] + E[\delta_i]$$

This equation implies that the payoff-correlated selective forces (the first term) and the payoff-uncorrelated, stochastic forces (the second term) contribute together to the frequency change of institutional traits Δz (13) (See appendix A for the full derivation). For empirical application, this can be reformulated as

$$\Delta z = \beta VAR[z_i] + E[\delta_i]$$

with the product of the coefficient β of the relative payoffs w_i/w on the frequency of administrative rules z_i , and the variance $var[z_i]$ in the frequency of administrative rules. In this equation, the slope reflects the strength of selective forces, and the intercept represents the strength of stochastic forces (54). The intuition behind the equation is also straightforward: different types of rules have variations between their payoffs. When the relationship of variation to total frequency changes (beta) is negative, it indicates that the administrative rule has a negative payoff to the community survival. When communities have many variations in the proportion of administrative rules between each other, the high variation provides sources for selection and thus leads to higher frequency change rate, whereas when there is less variation, the competition will be tight and the rate of change will be smaller.

Similarly, a positive slope indicates positive payoff. It suggests that over time, the communities benefit from the payoff contributed by administrative rules will have a higher survival rate and increase the average proportion of administrative rules.

2.3 Bet-hedging and information theory

In our decomposition of Price Equation, we take an inductive approach of Price Equation to estimate the strength of selection from frequency change, which enables us to estimate the relative payoff of a particular rule through the coefficient β . However, this approach also forces the payoff to be fixed throughout time in order for us to estimate an average relative payoff. This modeling strategy is reasonable in a stable environment, but when the environment is changing, it might not reveal the true dynamics in frequency change due to two reasons: First, the selection forces on one type of rules depend not only on how well this rule does on average (algorithmic mean of the payoff), but also on whether implementing this rule instead of other rules would lead to community failure in a vulnerable time (geometric mean of the payoff)(55). The Price Equation uses the arithmetic mean and thus cannot provide a strong explanation for single rules changes in changing environment. Second, the selective forces on communities depend not only on the quantity of high-payoff rules implemented in the community but also on the combination

strategy of rules. In Price Equation, to estimate the selection over one type of rules, we consider the influence of other rules all in stochastic forces $E[\delta_i]$. It helps us focus on the dynamics on a single type of rules, but it does not explain much how different types of rules can work together to prepare communities through changing environments.

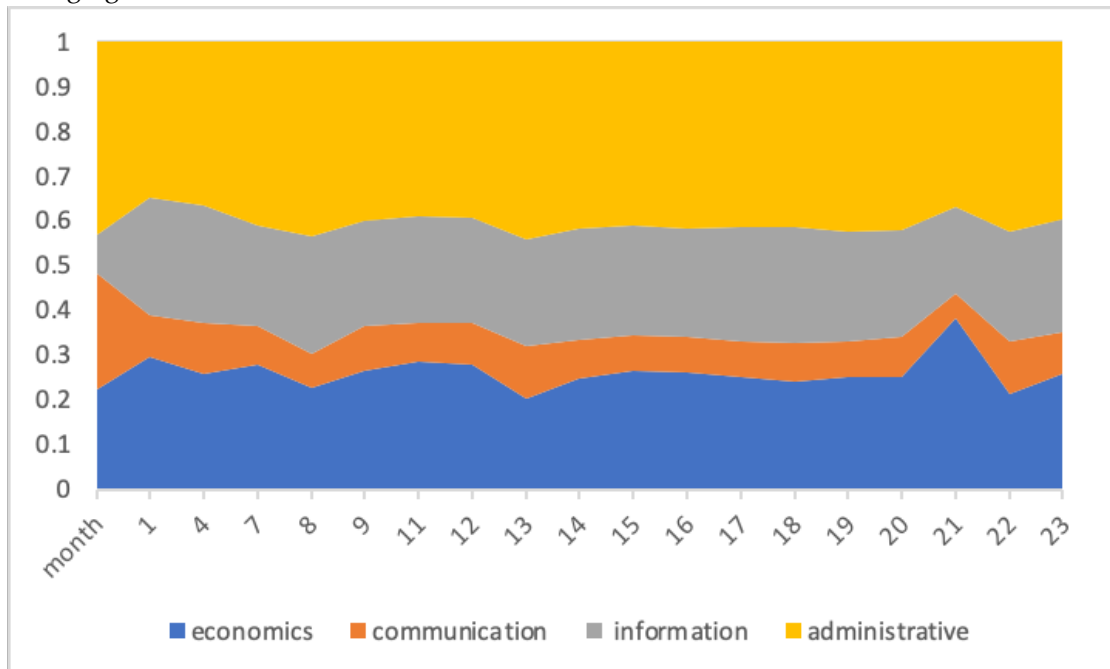


Figure 1 Environmental changes throughout time cause changes in the number of communities, but do not seem to change the overall relative proportions of rule types in the population, except for administrative rules. The Price equation assumes a constant payoff rate of one type of rules. However, the payoff may vary across time in a fast-changing environment. The changing bandwidth of administrative rules in this figure demonstrates that different rules are influenced differently by environment

One of the methods that can incorporate the two factors not addressed in the Price Equation is bet-hedging. Evolving biological and socio-economic populations can sometimes increase their growth rate by cooperatively redistributing resources among their members. In unchanging environments this simply comes down to reallocating resources to fitter types (56). For our case this would suggest that some rules might not be useful for quite some time, and natural selection would tend to eliminate them. However, they might become useful later again and this might even follow a predictable pattern. For example, this is analogous to having rules about supporting fire fighter. They might not be needed for a long time and society might tend to eliminate them, until they are needed. It is therefore advisable to keep them around, even if the market forces of natural selection might not favor them during long periods of time.

If the information about the future pattern is completely unrelated to the state of the environment, the mutual information between the cue and the environment is zero. The cue does not help to increase the 'fit' between the evolving population and the environment. At best, a perfectly informative cue would exactly reveal the state of the environment and the remaining uncertainty about the environment would be zero and the population could be adjusted to grow optimally. This can be formalized by the mutual information between the environment and the evolving population: the more you know (about the environment), the more you can grow (the population) (57).

This problem is formalized by portfolio theory and is the basic idea behind bet-hedging. It uses information about in the environment to maximize the long-term increase rate (58). Built upon Kelly’s idea, and subsequent expansions (59–62), Hilbert derives a measure to establish cooperative resource redistribution strategy to maximize socioeconomic growth(57). By establishing payoff matrices of rules in different environmental states, we can find out the most efficient rule distribution strategy that allows the sustainability and incrementation of this type of rules. Here we illustrate the bet-hedging method in *Minecraft*.

First, we need to understand how the environment changes throughout time. The most efficient way to benefit from the changing dynamics in the environment is represented through information theory. Information by definition is related directly to the reduction of uncertainty. The ‘mutual information’ between a cue about an environmental pattern and a random environmental state measures how much the cue reduces the uncertainty about the state, and can be directly translated in growth potential (61). It turns out that the search for optimal growth consists in the search for the mutual information (or unequivocal signals) between the environment and the evolving pattern (63).

In the case of *Minecraft*, if we already know the unfolding dynamics of environmental changes, we then have no uncertainty about the environment and perfect information to predict the state of the environment at any given time. In an ideal world like this, we can quantify how well one type of rules work in different environmental states and make confident decisions about implementing or removing this type of rules accordingly. However, in *Minecraft*, we have a high-level of uncertainty about the environment changes. What’s the most efficient way for us to use the information from previous event to predict the mechanisms of the current environment? Shannon answered this question by calculating the opposite side of information, uncertainty (64). According to Shannon, the likelihood of getting one specific environmental state from all possible environmental states is equivalent to the reduced uncertainty caused by the knowledge on this specific environmental state. We use a probability distribution of whether the environment is friendly for one type of rules to represent the dynamical patterns of the environment. To fit our data in a binary framework of the computation and set up a consistent measure for all rules, we decide the good or bad state by whether the growth of the centralized rules (top-down administration, information broadcasting) outcompetes the growth of decentralized rules (communication, economics).

Table 1 Rule payoff matrix by environmental state

State	Payoff of rule i	Payoff of other rules
Good state for centralized rules	W_1	w_1
Bad state for centralized rules	w_2	W_2

To optimize the rule increment in a changing environment, we need to redistribute the rule shares to match the environmental-state probabilities. In extreme cases, rules that don’t work best for the environment have a payoff of 0. The optimal strategy then is to maintain the shares of rule types just as the corresponding environmental-state probabilities. In between extreme cases, we may find that some rules in an unfavorable environment may still have a positive payoff to the community. This requires us to adjust the rule shares based on both the payoff of different types of rules and possibilities of different environmental states. Table 1 listed the payoff of implementing different type of rules in a good or bad state, where W refers to the payoff in a good state for this type of rules and w refers to the payoff in a bad state for this type of rules.

Solving for the optimal distribution of administrative rules sometimes results in undefined combinations of rule shares, including cases where the optimal share of rule i is negative ($p < 0$) or above 1 ($p > 1$). For $p < 0$, it suggests that the optimal strategy is to implement other rules only. Accordingly, for $p > 0$, the optimal strategy is to implement rule i only. The two extreme cases are the so-called “pure strategy”. If the optimal strategy for rule i is a pure strategy of full investment on rule i , it indicates that (1) the

frequency change in rule i can be attributed to the earlier investment on rule i other than any other rules. In other words, the frequency change of rule i is driven by selection solely over rule i ; (2) environmental changes do not alter the payoff of rule i on community survival and success (57).

Optimal solution with rule share between 0 and 1 is called “region of bet-hedging”(61), which suggests a mixed proportion of different rules. If the optimal strategy for rule i is in the region of bet-hedging which suggests implementing p rule i and $1 - p$ other rules, it indicates that (1) the frequency change in rule i can be attributed to earlier implementation of both rule i and other rules. (2) The environmental changes do alter the payoff of rule i and that’s why we have to use a mixed rule combination (resources in the space) to deal with the environmental changes (risks in time;(65)).

3. Results

3.1 the Price equation result

We use a GLM to estimate the selective forces and stochastic forces in Communities with administrative rules installed face positive selective forces ($\beta_{\text{admin}} = 0.117$, $p < .001$) and negative stochastic forces ($E[\delta]_{\text{admin}} = -3.602$, $p < .01$). This indicates that, on the one hand, administrative rules have a high positive payoff to maintain community survival and success, resulting in a higher probability for this type of rule structure to be learned by other communities. This direct payoff-related benefit contributes to the growth of administrative rules. On the other hand, driven by stochastic factors, including lack of information, cultural preference/resistance, path dependency, or individual learning, administrators tend to reduce the proportion of administrative rules regardless of their direct positive payoff.

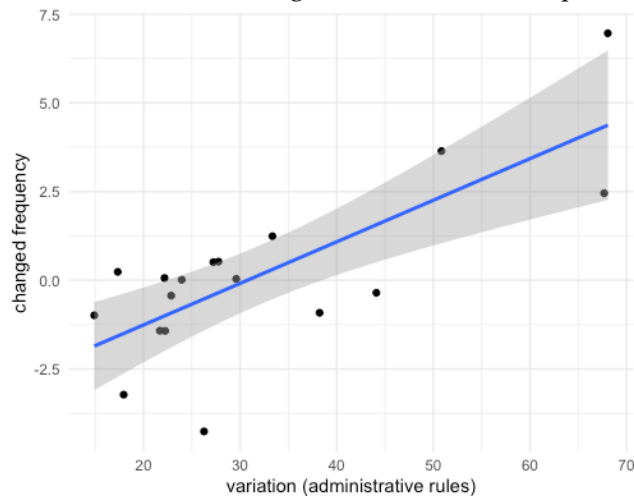


Figure 2 Communities with administrative rules installed face positive selective forces and negative stochastic forces. Administrative rules have positive payoffs to maintain community survival and success, which also lead to a higher probability for this type of rule structures to be learned by other communities. This direct payoff-related benefit contributes to the growth of administrative rule. On the other hand, other “stochastic” forces including lack of information, cultural preferences, cultural resistance, and random experiment reduce the implementation of administrative rules.

At the same time, we also find positive selection over information rules ($\beta_{\text{admin}} = 0.147$, $p < .05$), indicating that information rules are beneficial for community survival.

We do not find significant selection or stochasticity in communication rules and economic rules, indicating the frequency change of communication and economic rules are not significantly different from 0.

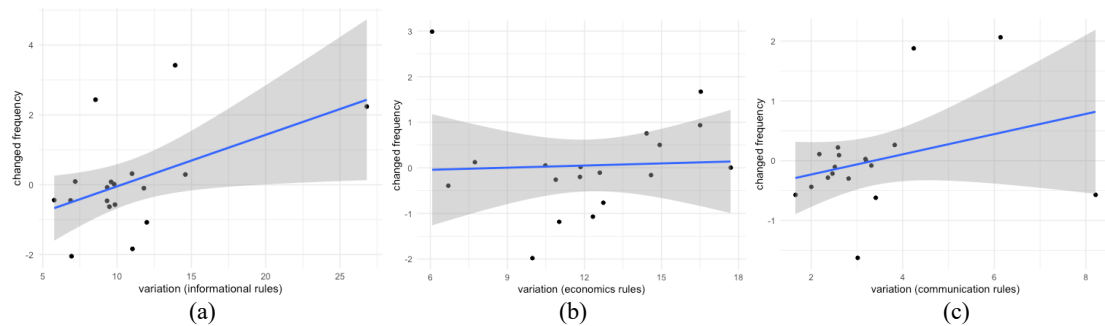


Figure 3 Communities with informational rules face positive selective forces, while there are no effects of communication and economic rules on community prevalence. We found positive selection over informational rules but not negative stochastic forces (a). At the same time, frequency change in communication (b) and economic rules (c) are not significant throughout time.

3.2 Bet-hedging result

We use bet-hedging to validate the Price Equation result and see how the combination of different rules contributes to the rule frequency change.

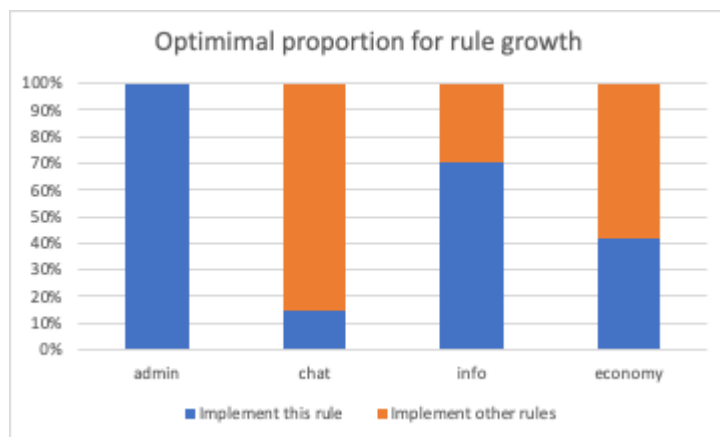


Figure 4 Most rules show a maximum in their selective effect in combination with the other rule types. The bars in the figure illustrate the optimal distribution of rule implementation to maximize the growth rate of one type of rule, demonstrating the influence of implementing other types of rules on this type. For information rules to be expressed at a maximum rate in the population, the calculation suggests that they should be implemented with a 30% mix of other rule types. (This is distinct from the question of whether that maximum is positive: whether information rules are positively selected for, as show in Fig. 3). Implementing a mix of rules can help communities survive the period when the direct payoffs of information rules are low. As a result, institutional diversity contributes to the long-term growth of communication, information, and economic rules. The optimal distribution of administrative rules, 100%, suggests an absolute strategy for the growth of this most dominant rule type. This may be an artifact of the strong positive selection that communities with administrative rules face, particularly relative to the other rule

types. It is also consistent with a conclusion that the payoff from administrative rules does not vary as much across time as the other rule types.

The direct result of bet-hedging shows that the optimal distribution of rules for administrative rules to increase is to implement administrative rules only ($p_{admin} = 1$; See Figure 5). In other words, the incrementation of administrative rules can be attributed solely to the earlier implementation of administrative rules. The Price equation suggests that the theoretically optimal strategy is equivalent to the end-result of pure natural selection. As such, it is consistent with the Price equation result that the positive selective force is the only reason for the increase of administrative rules.

At the same time, for information, communication, and economic rules, the optimal share for them is within the bet-hedging zone ($0 < p < 1$; see Figure 5), indicating the environmental changes do alter the payoff of the three types of rules, resulting in optimal strategies of mixed rule combinations (resources in the space) in response to the environmental changes (risks in time). For these rules, it is useful to keep natural selection at check, as it would overexpose the community to rules which are less favorable in certain kinds of recurring environmental states. There is a “complementary variety” among the diversity of the fitness of these rules in different environmental periods ((56).

Combining Price Equation results, the optimal rule combination for informational rule growth ($p_{information} = 0.703$) shows that although informational rules have a general positive payoff to community survival and success, this payoff varies throughout time. In a period when the direct payoff of informational rules is low, the share of other rules helps the community throughout those difficult times. As for communication rules and economics rules, although they do not have individual selective advantages, they can be subsidized to help communities through environmental changes ($p_{communication} = 0.146$; $p_{economics} = 0.420$).

Overall, we found that the environment for administrative rules is a winner-take-it-all selection-driven situation. But for the other three types of rules, institutional diversity drives rule increment instead of fierce competition and selection. In the long term, it is beneficial overall to maintain a certain mix of rules, even against the elimination pressure exerted by natural selection.

4. Discussion

In this study, we use the Price Equation and the bet-hedging method to quantify and isolate the drives of rule frequency changes among online communities. Under the relationships that the Price equation articulates, we found positive selection forces over administrative rules and informational rules. At the same time, stochastic forces including random trials and cultural preferences lead to rule decrease in administrative rules. We do not find significant rule changes in informational and economic rules. The bet-hedging result of optimal rule share supports this result and provides additional explanation for the stochasticity quantified through the Price equation. We found that the increase in administrative rules is only driven by its positive selection, whereas the increase in information, communication, and economic rules is driven by institutional diversity as well.

The result also provides access to the environmental states of rules. Administrative rules are in an environmental state where competition and selection dominate institutional evolution, whereas, for other rules, diversity and cooperation are the keys to success.

4.1 Contributions and Implications

This study successfully introduced evolutionary frameworks and models to explain institutional development. By using an evolutionary framework, we do not disregard “agency” in institutional changes, but emphasize that in the long run, agency itself becomes endogenous through iterated learning, selection and reproduction of practices and beliefs. On this basis, we integrate the theories in organizational studies and formal models from evolutionary biology to explain the macro dynamics based on first principles in given conditions. The empirical application of the Price equation in this paper helps us quantify selection

and stochasticity and thus answers one of the fundamental questions in organizational studies: Are rules and institutions implemented for their direct benefit or for other reasons?

Our approach combines the advantages of comparative studies and mathematical models to show the dynamics and reveal collective patterns of institutional evolutions (22). Through comparative analysis over thousands of communities in the same Minecraft environment, we can control for the spillover effects of other social processes and focus on the frequency change in rules. Through the non-linear mathematical models, we assess the institutional development not as a moment of equilibrium but as an evolving system where changes emerge based on some first principles and stochastic processes.

Additionally, our bet-hedging results show the influence of environmental fluctuation in evolutionary processes and point out a path to identify the current environmental state for particular institutional traits. The estimation of the environmental states and their influence can provide valuable information in general risk-avoiding and decision making, especially when other variables are fixed or controlled. This approach loosens up the fixed environment assumptions in evolutionary models and thus helps make more accurate predictions in an uncertain and risky environment.

The bet-hedging results also contribute to the literature of institutional diversity in three perspectives. First, our results support empirically that institutional diversity is beneficial for institutional and organizational development for certain rules. Second, we are able to calculate the boundary conditions of environmental states and specific rules in which institutional diversity have the maximum benefit. Third, we extend the theory of diversity by demonstrating that diversity does not only benefit the overall collective fitness (23) but also contributes to the growth of a single rule (trait).

Overall, in this research, we join the conversation with the population ecology research of online communities (4,2,66,47,67) to further understand organizational development. Ecological thinking and evolutionary thinking provide two approaches to understanding the frequency change in organizations. In recent years, researchers in different disciplines are trying to bridge the two grand theoretical frameworks and produce more integrated models (68,69). Our work contributes evolutionary thinking to the recent empirical development and advances the development of integrated models and model selection in organizational studies.

4.2 Limitations

The Price equation is powerful in explaining the macro patterns of the system but it does not provide direct causal inferences. This is because the Price Equation is ultimately a tautology (14) that describes frequency change. Thus, although we are able to estimate the strength of selection, we do not know what drives frequency changes aside from selection. Anything not directly related to payoff is concluded in stochasticity, which we cannot explain through the model. Additionally, we use GLM to estimate selection and stochasticity to guarantee the robustness of the estimator. However, we cannot be sure that the current estimation method may not be the most efficient. It is still debatable which estimation method is the most effective to estimate

Our application of the bet-hedging method assumes a fixed fitness matrix due to the limitation of the technique (58). Limited by the computation, we can only assume a two-state environment and calculate the shares for the binary rule categories. This limitation simplifies reality and also forces an arbitrary choice of deciding the environmental state. In this paper, we use the relative growth of centralized rules (administrative and informational rules) as the indicator to decide environmental states. This allows us to answer the research question, but at the same time introduces more assumptions.

4.3 Future work

Our methods make the first attempt in demonstrating evolutionary thinking in institutional development and also point out where to look into the data when analyzing institutional development. The general contribution is that we show that it is practically possible to apply long-standing formal theories of evolutionary change to calculate concrete and insightful aspects of the evolution of institutions. The digital footprint produced by online communities and organizations allows researchers to advance to

this more formal stage of empirical testing and quantification. Existing evolutionary frameworks from evolutionary biology, such as the Price equation and bet-hedging, allow researchers to calculate long-standing measures and interpret them within solid conceptual frameworks.

The Price Equation pointed out where to look at when analyzing other influences aside from selection. For future research, we may want to use this information to look into the influencing factors in stochastic forces. At the same time, the bet-hedging method points out where to look to identify the efficiency of institutional diversity in a changing environment. Future research may narrow the scale of institutional analysis to particular time periods and rule shares to identify institutional effects. Future research can also look into the reasons for subsidizing particular rules.

To summarize, this research highlights the evolutionary thinking of institutional analysis and embraces the opportunity of macro-scale longitudinal analysis on online communities provided by digital trace data. By applying evolutionary models empirically, we are now able to answer fundamental questions of institutional evolution quantitatively and to open the door for future research to study institutions from an evolutionary-system perspective.

References

1. Plant R. Online communities. *Technology in society*. 2004;26(1):51–65.
2. Monge P, Poole MS. The evolution of organizational communication. *Journal of Communication*. 2008;58(4):679–92.
3. Monge P, Heiss BM, Margolin DB. Communication network evolution in organizational communities. *Communication Theory*. 2008;18(4):449–77.
4. Monge P, Lee S, Fulk J, Weber M, Shen C, Schultz C, et al. Research methods for studying evolutionary and ecological processes in organizational communication. *Management Communication Quarterly*. 2011;25(2):211–51.
5. Nelson RR, Winter SG. Toward an evolutionary theory of economic capabilities. *The American Economic Review*. 1973;63(2):440–9.
6. Nelson RR. *An evolutionary theory of economic change*. harvard university press; 1985.
7. Wilson DS, Kirman A. *Complexity and evolution: Toward a new synthesis for economics*. Vol. 19. MIT Press; 2016.
8. Currie TE, Turchin P, Bednar J, Richerson PJ, Schwesinger G, Steinmo S, et al. Evolution of institutions and organizations. In MIT Press; 2016 [cited 2020 Sep 1]. Available from: <https://ore.exeter.ac.uk/repository/handle/10871/29294>
9. Freeman J, Hannan MT. Niche width and the dynamics of organizational populations. *American Journal of Sociology*. 1983;88(6):1116–45.
10. Padgett JF, Powell WW. *The emergence of organizations and markets*. Princeton University Press; 2012.
11. Aldrich H. *Organizations evolving*. Sage; 1999.
12. Richerson PJ, Boyd R. Institutional evolution in the Holocene: The rise of complex societies. In: *Proceedings-British Academy*. OXFORD UNIVERSITY PRESS INC.; 2001. p. 197–234.
13. Price GR. Selection and covariance. *Nature*. 1970;227(5257):520–1.
14. Frank SA. Natural selection. IV. The price equation. *Journal of evolutionary biology*. 2012;25(6):1002–19.
15. Frank SA. Natural selection. V. How to read the fundamental equations of evolutionary change in terms of information theory. *Journal of evolutionary biology*. 2012;25(12):2377–96.
16. North DC. Institutions. *Journal of economic perspectives*. 1991;5(1):97–112.
17. Lewontin RC. The units of selection. *Annual review of ecology and systematics*. 1970;1(1):1–18.
18. North DC, Thomas RP. *The rise of the western world: A new economic history*. Cambridge University Press; 1973.
19. Acemoglu D, Johnson S, Robinson JA. The colonial origins of comparative development: An empirical investigation. *American economic review*. 2001;91(5):1369–401.
20. Boix C. *Democracy and redistribution*. Cambridge University Press; 2003.

21. Ostrom E. Understanding institutional diversity. Vol. 241. Princeton: Princeton University Press; 2005.
22. Jen E. Robust design: a repertoire of biological, ecological, and engineering case studies. Oxford University Press; 2005.
23. Page S. Diversity and complexity. Princeton University Press; 2010.
24. Wilson DS, Ostrom E, Cox ME. Generalizing the core design principles for the efficacy of groups. *Journal of Economic Behavior & Organization*. 2013;90:S21–32.
25. Castells M. The information age: Economy, society and culture (3 volumes). Blackwell, Oxford. 1996;1997;1998.
26. Frey S, Schneider N. Effective voice: Beyond exit and affect in online communities. *New Media & Society*. 2021;14614448211044024.
27. Banzhaf HS, Walsh RP. Do people vote with their feet? An empirical test of Tiebout. *American economic review*. 2008;98(3):843–63.
28. Zhong Q, Frey S. Institutional Similarity Drives Cultural Similarity among Online Communities. arXiv:200904597 [cs] [Internet]. 2020 Sep 9 [cited 2020 Nov 5]; Available from: <http://arxiv.org/abs/2009.04597>
29. Acemoglu D, Ticchi D, Vindigni A. Emergence and persistence of inefficient states. *Journal of the European economic association*. 2011;9(2):177–208.
30. Greif A, Laitin DD. A theory of endogenous institutional change. *American political science review*. 2004;98(4):633–52.
31. Bergek A, Jacobsson S, Sandén BA. ‘Legitimation’ and ‘development of positive externalities’: two key processes in the formation phase of technological innovation systems. *Technology Analysis & Strategic Management*. 2008;20(5):575–92.
32. Martin R. Roepke lecture in economic geography—rethinking regional path dependence: beyond lock-in to evolution. *Economic geography*. 2010;86(1):1–27.
33. DiMaggio PJ, Powell WW. The iron cage revisited: Institutional isomorphism and collective rationality in organizational fields. *American sociological review*. 1983;147–60.
34. Cohen MD, March JG. Leadership and ambiguity: The American college president. 1974;
35. Orru M, Biggart NW, Hamilton G. The economic organization of East Asian capitalism. Sage; 1997.
36. Owen-Smith J, Powell WW. Networks and institutions. *The Sage handbook of organizational institutionalism*. 2008;596–623.
37. Plantin JC, Lagoze C, Edwards PN, Sandvig C. Infrastructure studies meet platform studies in the age of Google and Facebook. *New media & society*. 2018;20(1):293–310.
38. Lowrey W. Commitment to newspaper-TV partnering: A test of the impact of institutional isomorphism. *Journalism & Mass Communication Quarterly*. 2005;82(3):495–515.
39. Monge PR, Peter R, Contractor NS, Contractor PS, Noshir S. Theories of communication networks. USA: Oxford University Press; 2003.

40. White DR, Powell WW, Koput KW. Network Dynamics and Field Evolution: The Growth of Interorganizational Collaboration in. *American Journal of Sociology*. 2005;210:4.
41. Alesina A, Giuliano P. Culture and institutions. *Journal of Economic Literature*. 2015;53(4):898–944.
42. Frank SA. The Price equation, Fisher’s fundamental theorem, kin selection, and causal analysis. *Evolution*. 1997;51(6):1712–29.
43. Hill BM, Shaw A. Studying Populations of Online Communities. In: *The Handbook of Networked Communication*. New York, NY: Oxford University Press; 2017.
44. Frey S, Zhong Q, Bulat B, Weisman WD, Liu C, Fujimoto S, et al. Governing online goods: Maturity and formalization in Minecraft, Reddit, and World of Warcraft communities. 2022.
45. Sproull L, Dutton W, Kiesler S. Introduction to the special issue: Online communities. Vol. 28, *Organization Studies*. Sage Publications Sage UK: London, England; 2007. p. 277–81.
46. Faraj S, Johnson SL. Network exchange patterns in online communities. *Organization science*. 2011;22(6):1464–80.
47. TeBlunthuis N, Shaw A, Hill BM. Density Dependence Without Resource Partitioning: Population Ecology on Change.org. In: *Companion of the 2017 ACM Conference on Computer Supported Cooperative Work and Social Computing [Internet]*. New York, NY, USA: Association for Computing Machinery; 2017 [cited 2022 Jan 19]. p. 323–6. (CSCW ’17 Companion). Available from: <https://doi.org/10.1145/3022198.3026358>
48. Vincent N, Johnson I, Hecht B. Examining Wikipedia with a broader lens: Quantifying the value of Wikipedia’s relationships with other large-scale online communities. In: *Proceedings of the 2018 CHI Conference on Human Factors in Computing Systems*. 2018. p. 1–13.
49. Xing W, Goggins S, Introne J. Quantifying the effect of informational support on membership retention in online communities through large-scale data analytics. *Computers in Human Behavior*. 2018;86:227–34.
50. Rogers AR. Does biology constrain culture? *American Anthropologist*. 1988;90(4):819–31.
51. Giuliano P, Nunn N. Understanding cultural persistence and change. *The Review of Economic Studies*. 2021;88(4):1541–81.
52. Lessig L. Code is law. *Harvard magazine*. 2000;1:2000.
53. Frey S, Sumner RW. Emergence of integrated institutions in a large population of self-governing communities. *PLoS ONE*. 2019;14(7):0216335.
54. Brantingham PJ, Perreault C. Detecting the effects of selection and stochastic forces in archaeological assemblages. *Journal of Archaeological Science*. 2010;37(12):3211–25.
55. Sæther BE, Engen S. The concept of fitness in fluctuating environments. *Trends in ecology & evolution*. 2015;30(5):273–81.
56. Hilbert M. Complementary Variety: When Can Cooperation in Uncertain Environments Outperform Competitive Selection? *Complexity [Internet]*. 2017 [cited 2017 Nov 21]; Available from: <https://www.hindawi.com/journals/complexity/2017/5052071/>
57. Hilbert M. The more you know, the more you can grow: an information theoretic approach to growth in the information age. *Entropy*. 2017;19(2):82.

58. Kelly Jr JL. A new interpretation of information rate. In: *The Kelly capital growth investment criterion: theory and practice*. World Scientific; 2011. p. 25–34.
59. Haccou P, Iwasa Y. Optimal Mixed Strategies in Stochastic Environments. *Theoretical Population Biology*. 1995 Apr 1;47(2):212–43.
60. Kussell E, Leibler S. Phenotypic Diversity, Population Growth, and Information in Fluctuating Environments. *Science*. 2005 Sep 23;309(5743):2075–8.
61. Donaldson-Matasci MC, Bergstrom CT, Lachmann M. The fitness value of information. *Oikos*. 2010;119(2):219–30.
62. Rivoire O, Leibler S. The Value of Information for Populations in Varying Environments. *J Stat Phys*. 2011 Apr 1;142(6):1124–66.
63. Hilbert M. Complementary Variety: When Can Cooperation in Uncertain Environments Outperform Competitive Selection? *Complexity*. 2017 Sep 7;2017:e5052071.
64. Shannon CE. A mathematical theory of communication. *The Bell system technical journal*. 1948;27(3):379–423.
65. Hilbert M. Formal definitions of information and knowledge and their role in growth through structural change. *Structural Change and Economic Dynamics*. 2016;38:69–82.
66. Lamberson PJ, Page SE. Optimal forecasting groups. *Management Science*. 2012;58(4):805–10.
67. Bednar J, Page SE. When Order Affects Performance: Culture, Behavioral Spillovers, and Institutional Path Dependence. *Am Polit Sci Rev*. 2018 Feb;112(1):82–98.
68. Johnson JB, Omland KS. Model selection in ecology and evolution. *Trends in ecology & evolution*. 2004;19(2):101–8.
69. Barker G, Odling-Smee J. Integrating Ecology and Evolution: Niche Construction and Ecological Engineering. In: Barker G, Desjardins E, Pearce T, editors. *Entangled Life* [Internet]. Dordrecht: Springer Netherlands; 2014 [cited 2022 Jan 19]. p. 187–211. (History, Philosophy and Theory of the Life Sciences; vol. 4). Available from: http://link.springer.com/10.1007/978-94-007-7067-6_10