

Qunity

A Unified Language for Quantum and Classical Computing (Extended Version)

FINN VOICHICK, University of Maryland, USA

LIYI LI, University of Maryland, USA

ROBERT RAND, University of Chicago, USA

MICHAEL HICKS, University of Maryland and Amazon, USA

We introduce Qunity, a new quantum programming language designed to treat quantum computing as a natural generalization of classical computing. Qunity presents a unified syntax where familiar programming constructs can have both quantum and classical effects. For example, one can use sum types to implement the direct sum of linear operators, exception handling syntax to implement projective measurements, and aliasing to induce entanglement. Further, Qunity takes advantage of the overlooked BQP subroutine theorem, allowing one to construct reversible subroutines from irreversible quantum algorithms through the uncomputation of “garbage” outputs. Unlike existing languages that enable quantum aspects with separate add-ons (like a classical language with quantum gates bolted on), Qunity provides a unified syntax along with a novel denotational semantics that guarantees that programs are quantum mechanically valid. We present Qunity’s syntax, type system, and denotational semantics, showing how it can cleanly express several quantum algorithms. We also detail how Qunity can be compiled to a low-level qubit circuit language like OpenQASM, proving the realizability of our design.

1 INTRODUCTION

Quantum computing *generalizes* classical computing. That is, any efficiently-implementable classical algorithm can also be efficiently implemented on a quantum computer. However, quantum programming languages today do not fully leverage this connection. Rather, to varying degrees they impose a separation between their classical and quantum programming constructs. Such a separation owes in part to the QRAM computing model [23], and is reflected in slogans such as “quantum data, classical control” [34]. While keeping the quantum and classical separated in the language makes some sense in the near term (the “NISQ” era [30]), it artificially limits the long-term potential of quantum algorithm designs. It also fails to leverage a classical programmer’s intuition, and limits reuse of classical code and ideas in quantum algorithms.

In this paper we present *Qunity*, a new programming language whose programming constructs will be familiar to classical programmers, but are generalized to include quantum behavior. Thus, Qunity aims to *unify* quantum and classical concepts in a single language. Qunity draws inspiration from prior languages which contain some unified constructs [1, 6], but Qunity broadens and deepens that unification.

1.1 Motivating Example: Deutsch’s Algorithm

To give a sense of Qunity’s design, we present Deutsch’s algorithm [13]. Given black-box access to a function $f : \{0, 1\} \rightarrow \{0, 1\}$, this algorithm computes whether or not $f(0) \stackrel{?}{=} f(1)$ using only a single query to the function.

```
deutsch(f) :=
let x =Bit (had 0) in
  (ctrl (f x)  $\left\{ \begin{array}{l} 0 \mapsto x \\ 1 \mapsto x \triangleright \text{gphase}_{\text{Bit}}(\pi) \end{array} \right\}_{\text{Bit}}$ )  $\triangleright$  had
```

The algorithm has three steps:

- (1) Apply a Hadamard operator `had` to a qubit in the zero state, yielding a qubit in state $|+\rangle$; the `let` expression binds this qubit to x .
- (2) Query an oracle to conditionally flip the phase of the qubit, coherently performing the linear map:

$$|x\rangle \mapsto (-1)^{f(x)} |x\rangle$$

This step is implemented by the `ctrl` expression: if fx is 0 then $|x\rangle$ is unchanged, but if fx is 1 then $x \triangleright \text{gphase}_{\text{Bit}}(\pi)$ applies a phase of $e^{i\pi}$ (which is -1) to $|x\rangle$.

- (3) Finally, apply a Hadamard operator to the qubit output from step 2.

If $f(0) \neq f(1)$, the output will be $|1\rangle$ up to global phase; else it will be $|0\rangle$.

Qunity’s version of Deutsch’s algorithm reads like a typical functional program and is more powerful than typically presented versions. Some presentations [28] require constructing a two-qubit unitary oracle U_f from the classical function f such that $U_f |x, y\rangle = |x, y \oplus f(x)\rangle$ for all $x, y \in \{0, 1\}$. In Qunity, no separate oracle is needed; the “oracle” is f itself. Existing programming languages support automatic construction of oracles U_f from explicitly-written programs f , but these require that the implementation of f is strictly classical. For example, Silq’s [6] uncomputation construct requires that the program of interest be “qfree,” with strictly classical behavior, and Quipper [18] supports automatic oracle construction only from classical Haskell programs. In Qunity, f can be an *arbitrary* quantum algorithm that takes a qubit as input and produces a qubit as output, even if it uses measurement or interspersed classical operations.

Qunity takes advantage of the BQP subroutine theorem [5, 39], which allows for construction of reversible subroutines from arbitrary (not necessarily reversible) quantum algorithms. If the quantum algorithm has probabilistic behavior, the reversible subroutine may have a degree of error, but the BQP subroutine theorem places reasonable bounds on this error. These bounded-error subroutines are commonly used in the design of quantum algorithms [24], but existing programming languages provide no convenient way to construct and compose them, a gap that Qunity fills.

According to Qunity’s type system (Section 3), the following typing judgment is valid:

$$\frac{\vdash f : \text{Bit} \Rightarrow \text{Bit}}{\emptyset \parallel \emptyset \vdash \text{deutsch}(f) : \text{Bit}}$$

The rule says: “given an arbitrary quantum algorithm for computing a function $f : \{0, 1\} \rightarrow \{0, 1\}$, our `deutsch(f)` program outputs a bit.” Per Qunity’s formal semantics (Section 4), `deutsch(f)` corresponds to a single-qubit pure state whenever f corresponds to a single-qubit quantum channel. This is possible because of the unique way that Qunity’s semantics interweaves usage of pure and mixed quantum states.

1.2 Design Principles

Qunity’s design is motivated by four key principles: generalization of classical constructs, expressiveness, compositionality, and realizability.

Generalization of classical constructs. To make quantum computing easier for programmers, Qunity allows them to draw on intuition from classical computing. Many elements of Qunity’s syntax are simply quantum generalizations of classical constructs: for example, tensor products generalize pairs, projective measurements generalize try-catch, and quantum control generalizes pattern matching. Rather than use linear types (as in QWIRE [29] and the Proto-Quipper languages [14, 32]), Qunity allows variables to be freely duplicated and discarded as in classical languages, but its semantics treats variable duplication as an entangling operation, and variable discarding as a partial trace.

Expressiveness. Qunity allows for writing algorithms at a higher level of abstraction than existing languages. One way that it does this is through algebraic data types: rather than manipulate fixed-length arrays of qubits directly, programmers can work with more complicated types. For example, in our quantum walk algorithm given in Section 5.2, we deal with superpositions of variable-length lists. Qunity’s semantics also allows one to “implement” mathematical objects that are frequently used in algorithm analysis but seldom used in algorithm implementation. For example, the semantics of a Qunity program can be a superoperator [22, p. 57], an isometry [31, p. 210], or a projector [28, p. 70], and these can be composed in useful ways.

In detail, the operators that make up Qunity’s semantics are drawn from a broad class called *Kraus operators* [22, p. 60], which include norm-decreasing operators such as projectors. Projectors are used in quantum algorithms, but more often for *analyzing* quantum algorithms, and few quantum languages allow projectors to be directly implemented. Motivated by the fact that operators produced by the BQP subroutine theorem can be viewed as norm-*decreasing* rather than norm-preserving, we give Qunity programs norm non-increasing semantics. Expanding the language to include projectors turns out to be quite useful: We can treat the null space of a projector as a sort of “exception space,” allowing us to reason about quantum projectors by a syntactic analogy with classical programming strategies, namely exception handling. This allows us to implement a few more useful program transformations, like a “reflection” in the style of Grover’s diffusion operator. Given the ability to implement a projector P , it is straightforward to implement the unitary reflection $(2P - I)$, a common feature in quantum algorithms.

Compositionality. Qunity programs can be composed in useful ways. For example, our `ctrl` construct uses the BQP subroutine theorem [5, 39] to reversibly use an irreversible quantum algorithm as a condition for executing another—this happens in step 2 of our version of Deutsch’s algorithm. In general, Qunity’s denotational semantics allows composing programs that are mathematically described in different ways, like defining an expression’s “pure” operator semantics in terms of a subexpression’s “mixed” superoperator semantics. By contrast, prior languages have not managed such a compositional semantics [41, Chapter 6] [16, 17], as discussed below.

Realizability. We have designed Qunity so that it can be compiled to qubit-based unitary circuits written in a lower-level language such as OpenQASM. We have designed such a compilation procedure and proven that the circuits it produces correctly implement Qunity’s denotational semantics. In Section 6, we give an overview of our compilation strategy, and we include the full details and proofs in Appendix E. To limit our analysis to finite-dimensional Hilbert spaces, we limit Qunity programs to working with finite types only. Some quantum languages [41, Chapter 7] work with infinite-dimensional Hilbert spaces such as Fock spaces, making it possible to coherently manipulate superpositions of *unbounded* lists, for example. However, since qubit-based circuits work only with finite-dimensional Hilbert spaces, allowing Qunity to work with infinite data types would mean that compilation would have to approximate infinite-dimensional Hilbert spaces with finite ones, which is challenging to do in a satisfying way. For this reason, Qunity has

no notion of recursive types, though we use classical metaprogramming to define parameterized types.

1.3 Related Work

Feature	Language					
	Qunity	Silq [6]	QML [1]	SPM [33]	Quipper [18]	QuGCL [41]
Decoherence	✓	✓	✓	✗	✓	✓
Denotation	✓	✗	✓**	✗	✗	✓*
Q. Sum Types	✓	✗	✓	✓	✗	✗
Isometries	✓	✓	✗	✗	✗	✗
Projectors	✓	✗	✗	✗	✗	✓
C. Uncompute	✓	✓	✗	✗	✓	✗
Q. Uncompute	✓	✗	✗	✗	✗	✗

Table 1. Comparison with existing languages

Qunity’s design was inspired by a number of existing languages, summarized in Table 1. This table shows some of Qunity’s most interesting features and whether these features are present in existing languages. The features listed are:

- Decoherence. All of these languages support some form of measurement or discarding, except for the symmetric pattern matching language [33] (hereafter SPM), which is restricted to unitary operators.
- Compositional denotational semantics. Most of these languages define an operational semantics, not a denotational one. QuGCL’s [41, Chapter 6] denotational semantics is explicitly *non*-compositional, meaning that its equivalence relation does not allow “equivalent” programs to be substituted as subexpressions. Later work on QML [16, 17] found that denotational semantics derived from QML’s operational semantics was non-compositional because of entangled “garbage” outputs related to sum types, and QML’s denotational semantics is only partially defined even with sum types removed.
- Quantum sum types. Like QML and SPM, Qunity can coherently manipulate tagged unions, and the “tag” qubit can be in superposition.
- Isometries. Quipper allows isometries to be implemented through qubit initialization, but semantics are defined only in terms of unitaries, meaning there is no notion of equivalence between different unitaries implementing the same isometry.
- Projectors. Like with isometries, Quipper allows projectors to be implemented through assertative termination, but there is no notion of equivalence between different unitaries implementing the same projector.
- Classical uncomputation. Silq [6] and Quipper [18] both have convenient facilities for converting (irreversible) classical programs into reversible quantum subroutines.
- Quantum uncomputation. Quipper does have some facilities for uncomputing values produced by quantum programs, such as the `with_computed` function. However, this function’s correctness depends on conditions that are nontrivial to verify. In the words of Quipper’s documentation: “This is a very general but relatively unsafe operation. It is the user’s responsibility to ensure that the computation can indeed be undone.” In Qunity, safety is assured.

$T ::=$	(data type)	$e ::=$	(expression)
Void	(bottom)	()	(unit)
()	(unit)	x	(variable)
$T \oplus T$	(sum)	(e, e)	(pair)
$T \otimes T$	(product)	$\text{ctrl } e \left\{ \begin{array}{l} e \mapsto e \\ \cdots \\ e \mapsto e \end{array} \right\}_T$	(coherent control)
$F ::=$	(program type)	$\text{try } e \text{ catch } e$	(error recovery)
$T \rightsquigarrow T$	(coherent map)	$f e$	(application)
$T \Rightarrow T$	(quantum channel)	$f ::=$	(program)

Fig. 1. Qunity types

$\Gamma ::=$	(typing context)	$u_3(r, r, r)$	(qubit gate)
\emptyset	(empty)	$\text{left}_{T \oplus T}$	(left tag)
$\Gamma, x : T$	(binding)	$\text{right}_{T \oplus T}$	(right tag)
$\text{dom}(\emptyset) := \emptyset$	(dom-none)	$\lambda e \overset{T}{\mapsto} e$	(abstraction)
$\text{dom}(\Gamma, x : T) := \text{dom}(\Gamma) \cup \{x\}$	(dom-bind)	$\text{rphase}_T \left\{ \begin{array}{l} e \mapsto r \\ \text{else } \mapsto r \end{array} \right\}$	(relative phase)

Fig. 2. Typing contexts

Fig. 3. Base Qunity syntax

1.4 Contributions and Roadmap

Our core contribution is a new quantum programming language, Qunity, designed to unify classical and quantum computing through an expressive generalization of classical programming constructs. Qunity’s powerful semantics brings constructions commonly used in algorithm *analysis*—such as bounded-error quantum subroutines, projectors, and direct sums—into the realm of algorithm *implementation*. We describe Qunity’s formal syntax (Section 2), an efficiently checkable typing relation (Section 3), a compositional denotational semantics (Section 4), and a strategy for compiling to lower-level unitary quantum circuits (Section 6). We prove that well-typed Qunity programs have a well-defined semantic denotation, and we show that denotation is realizable by proving that our compilation strategy does indeed produce correct circuits. We also show how Qunity can be used to program several interesting examples, including Grover’s algorithm, the quantum Fourier transform, and a quantum walk (Section 5).

2 SYNTAX

Qunity’s formal syntax is defined in Figures 1–3. Qunity’s types are shown in Figure 1. The algebraic *data* types T have essentially the same interpretation as in a typical classical programming language, with the caveat that values can be in superposition. The symbols \oplus and \otimes are used because of how these data types will correspond to direct sums and tensor products. The two *program* types F differ in whether they decohere quantum states: programs of type $T \rightsquigarrow T'$ will have semantics defined by an (often unitary) linear operator, while programs of type $T \Rightarrow T'$ will have

semantics defined by a superoperator, a completely positive trace-non-increasing map that may involve measurement or discarding.

Qunity’s term language is defined in Figure 3: *expressions* e are assigned data types T and *programs* f are assigned program types F . Figure 4 shows additional derived forms. In the figure, x ranges over some infinite set \mathbb{X} of variables (for example ASCII strings), and r ranges over some representation of real numbers (such as that defined in Appendix C). Some syntax elements use type annotations T , which are grayed out to reduce visual clutter in the more complex examples. A simple type inference algorithm could allow these annotations could to be removed.

$$\begin{array}{ll}
\text{Bit} := () \oplus () & (e \triangleright f) := (f \ e) \\
0 := \text{left}_{\text{Bit}}() & (\text{let } e_1 =_T e_2 \text{ in } e_3) := (e_2 \triangleright \lambda e_1 \overset{T}{\mapsto} e_3) \\
1 := \text{right}_{\text{Bit}}() & (f \circ_T f') := (\lambda x \overset{T}{\mapsto} f(f' \ x)) \\
f^{\dagger T} := (\lambda(f \ x) \overset{T}{\mapsto} x) & \text{fst}_{T_0 \otimes T_1} := \lambda(x_0, x_1) \overset{T_0 \otimes T_1}{\mapsto} x_0 \\
\text{Maybe}(T) := () \oplus T & \text{snd}_{T_0, T_1} := \lambda(x_0, x_1) \overset{T_0 \otimes T_1}{\mapsto} x_1 \\
\text{nothing}_T := \text{left}_{\text{Maybe}(T)}() & \text{had} := u_3(\pi/2, 0, \pi) \\
\text{just}_T := \text{right}_{\text{Maybe}(T)}() & \text{plus} := \text{had } 0 \\
T^{\otimes 0} := () & \text{minus} := \text{had } 1 \\
T^{\otimes(n+1)} := T \otimes T^{\otimes n} & \text{equals}_T(e) := \left(\lambda x \overset{T}{\mapsto} \right. \\
e^{\otimes 0} := () & \quad \left. \text{try}(x \triangleright \lambda e \overset{T}{\mapsto} 1) \text{ catch } 0 \right) \\
e^{\otimes(n+1)} := (e, e^{\otimes n}) & \\
\text{gphase}_T(r) := \text{rphase}_T \left\{ \begin{array}{l} x \mapsto r \\ \text{else} \mapsto r \end{array} \right\} & \text{reflect}_T(e) := \text{rphase}_T \left\{ \begin{array}{l} e \mapsto 0 \\ \text{else} \mapsto \pi \end{array} \right\}
\end{array}$$

Fig. 4. Syntactic sugar

Qunity makes use of standard classical programming language features generalized to the quantum setting. As examples, `pairs` generalize to creating tensor products of quantum states, `sums` generalize to allowing their data to be in superposition, and `ctrl` generalizes classical pattern-matching (where in branch $e \mapsto e'$ the e is a pattern which may bind variables in e') to *quantum control flow* using superposition. The type system requires that the left-hand-side patterns are non-overlapping and thus correspond to orthogonal subspaces, and that the right-hand-side expressions appropriately use all of the variables from the condition expression, ensuring that this data is reversibly uncomputed rather than discarded. In general, we allow the left-hand-side patterns to be non-exhaustive, in which case the semantics is a norm-decreasing operator rather than norm-preserving. Operationally, a decrease in norm corresponds to the probability of being in a special “exceptional state.”

Existing languages like Proq [25] have similarly used norm-decreasing operators such as projectors to describe assertions. Their system is effective for testing and debugging, but Qunity takes these projective assertions a step further by allowing them to be used in the program logic itself. Failed assertions are treated as *exceptions*, which can be dynamically caught and handled using the try-catch construct, generalizing another familiar classical programming construct to the

quantum setting. The quantum behavior here is well-defined using the language of *projective measurements*. Assuming projector P is implemented by Qunity program f_P , and state $|\psi\rangle$ is produced by Qunity program e_ψ , the Qunity expression $\text{try just}_T(f_P e_\psi) \text{ catch nothing}_T$ (using Maybe syntax from Figure 4) produces the mixed state defined by the density operator:

$$P|\psi\rangle\langle\psi|P \oplus |\psi\rangle\langle\psi| (I - P) |\psi\rangle\langle\psi|.$$

This state has $P|\psi\rangle$ in the “just” subspace and the norm of $(I - P)|\psi\rangle$ in the “nothing” subspace. Though we use the language of exception handling, this construct is also useful for non-exceptional conditions, like in the definition of the `equals` program in Figure 4. This function can be used to measure whether two states are equal; for example, a simple “coin flip” can be implemented by $(\text{had} \triangleright \text{equals}_{\text{Bit}}(1))$, which applies a Hadamard gate to a qubit in the $|0\rangle$ state and then measures whether the result is $|1\rangle$.

Notice that the innermost lambda in the definition of `equals` uses a non-exhaustive pattern on the left side; the program $\lambda \theta \xrightarrow{\text{Bit}} 1$ implements the projector $|1\rangle\langle 0|$. While classical operational semantics typically interpret lambdas in terms of *substitution* of arguments for parameters, Qunity’s semantics is best interpreted as a more general linear mapping. This interpretation means that Qunity’s type system can allow for a much wider range of expressions on the left “parameter” side of the lambda. As an extreme case, consider the definition of “ $f^{\dagger T}$ ” syntax in Figure 4, which applies a function on the left side. Semantically, this lambda corresponds to the adjoint of f , and can be interpreted like this: “given $f(x)$ as input, output x .” (However, this interpretation is imprecise when f is norm-decreasing and its adjoint is not its inverse.)

Two of Qunity’s constructs have no classical analog. u_3 is a parameterized gate that allows us to implement any single-qubit gate [11]; e.g., it is used to implement `had`, per Figure 4. The `rphase` construct induces a relative phase of e^{ir} , where the value r comes from the first branch for states in the subspace spanned by the first branch’s parameter e and from the second branch for states in the orthogonal subspace. It is used to implement `gphase` in Figure 4, used to implement conditional phase flip from Deutsch’s algorithm (Section 1.1). More generally, it can be used to implement reflections, as used in Grover’s search algorithm, the iterator for which is shown below. We see that it includes the same conditional phase flip as Deutsch’s, composed with $\text{reflect}_T(\text{plus}^{\otimes n})$ to perform inversion about the mean. If the state $|\psi\rangle$ is implemented by the expression e_ψ , then $\text{reflect}_T(e)$ implements the reflection $(2|\psi\rangle\langle\psi| - I)$ by coherently applying a phase of $e^{i\pi} = -1$ to any state orthogonal to $|\psi\rangle$.

$$\text{grover}_T(f) := \lambda x \xrightarrow{T} \text{ctrl } f x \left\{ \begin{array}{l} 0 \mapsto x \\ 1 \mapsto x \triangleright \text{gphase}_T(\pi) \end{array} \right\}_{\text{Bit}} \triangleright \text{reflect}_T(\text{plus}^{\otimes n})$$

Several lambda calculi [3, 35, 37] have explored the use of higher-order functions in a quantum setting, but Qunity does not. We aim for Qunity’s denotational semantics to closely correspond to existing notations and conventions used in quantum algorithms, and higher-order functions and “superpositions of programs” are uncommon and inconsistently defined. In our experience, quantum mechanical notation (and to some degree quantum computing in general) is ill-suited for higher-order programs. In particular, we interpret programs f as quantum operations acting on their argument and expressions e as quantum operations acting on their free variables, but allowing for higher-order functions means that programs can also have free variables, and one must take some sort of tensor product of a program’s two inputs. To avoid this extra complication, we have first-order functions only, and our typing relation prevents them from containing free variables.

3 TYPING

This section describes Qunity’s type system. We prove that well typed programs have a well defined semantics (given in Section 4), and we have implemented a type checker for Qunity programs.

Qunity’s type system takes the form of three different, interdependent typing judgments: *pure expression typing*, *mixed expression typing*, and *program typing*. The distinction between pure and mixed typing comes from the fact that there are two ways to mathematically represent quantum states depending on whether classical probability is involved: pure states are described by state vectors and do not involve classical probability, while mixed states are described by density matrices, usually interpreted as a classical probability distribution over pure states.

Judgments are parameterized by *typing contexts*, which are ordered lists of (variable, type) pairs, as defined in Fig. 2. We say that a typing context $(x_1 : T_1, \dots, x_n : T_n)$ is *well-formed* if all variables are distinct; that is, if $x_j \neq x_k$ whenever $j \neq k$. Concatenating two typing contexts Γ_1 and Γ_2 is written Γ_1, Γ_2 . Within the inference rules there is an implicit assumption that contexts are well-formed (so concatenation requires $\text{dom}(\Gamma_1) \cap \text{dom}(\Gamma_2) = \emptyset$).

3.1 Pure expression typing

The pure expression typing judgment is written $\Gamma \parallel \Delta \vdash e : T$, indicating that expression e has pure type T with respect to classical context Γ and quantum context Δ .¹ Variables in the classical context are in a classical basis state, and are automatically uncomputed, while quantum context variables may be in superposition. Operationally, classical data is still be compiled to qubits, but these qubits are only used as control wires for controlled operations, and they are uncomputed when they go out of scope. Whenever $\emptyset \parallel \emptyset \vdash e : T$ holds, the semantics corresponds to a pure state in $\mathcal{H}(T)$, the Hilbert space assigned to T .

$$\begin{array}{c}
 \frac{}{\Gamma \parallel \emptyset \vdash () : ()} \text{ T-UNIT} \quad \frac{}{\Gamma, x : T, \Gamma' \parallel \emptyset \vdash x : T} \text{ T-CVAR} \quad \frac{x \notin \text{dom}(\Gamma)}{\Gamma \parallel x : T \vdash x : T} \text{ T-QVAR} \\
 \\
 \frac{\Gamma \parallel \Delta, \Delta_0 \vdash e_0 : T_0 \quad \Gamma \parallel \Delta, \Delta_1 \vdash e_1 : T_1}{\Gamma \parallel \Delta, \Delta_0, \Delta_1 \vdash (e_0, e_1) : T_0 \otimes T_1} \text{ T-PUREPAIR} \\
 \\
 \frac{\begin{array}{c} \Gamma, \Delta \Vdash e : T \quad \text{ortho}_T(e_1, \dots, e_n) \quad \emptyset \parallel \Gamma_j \vdash e_j : T \text{ for all } j \\ \text{erases}_{T'}(x; e'_1, \dots, e'_n) \text{ for all } x \in \text{dom}(\Delta) \quad \Gamma, \Gamma', \Gamma_j \parallel \Delta, \Delta' \vdash e'_j : T' \text{ for all } j \end{array}}{\Gamma, \Gamma' \parallel \Delta, \Delta' \vdash \text{ctrl } e \left\{ \begin{array}{c} e_1 \mapsto e'_1 \\ \dots \\ e_n \mapsto e'_n \end{array} \right\}_{T'} : T'} \text{ T-CTRL} \\
 \\
 \frac{\vdash f : T \rightsquigarrow T' \quad \Gamma \parallel \Delta \vdash e : T}{\Gamma \parallel \Delta \vdash f e : T'} \text{ T-PUREAPP} \quad \frac{\Gamma \parallel \Delta_1, \Delta_2, \Delta_3, \Delta_4 \vdash e : T}{\Gamma \parallel \Delta_1, \Delta_3, \Delta_2, \Delta_4 \vdash e : T} \text{ T-PURESWAP}
 \end{array}$$

Fig. 5. Pure expression typing rules

The pure expression typing rules are given in Figure 5. As is typical in quantum computing languages, these rules are *substructural* [38]. In particular, as in QML [1], quantum variables are *relevant*, meaning they must be used *at least once*. This invariant is evident from the T-QVAR rule,

¹Whether a context is classical or quantum is based on its *position* in the typing judgment—left of \parallel is classical and right of it is quantum. We write Γ (Δ , resp.) for classical (quantum, resp.) variables as a common but not universal convention.

which requires the quantum context to contain only the variable x of interest, and the T-CVAR and T-UNIT rules, which require the quantum context to be empty. Indeed, we can prove that $\Gamma \parallel \Delta \vdash e : T$ implies $\text{dom}(\Delta) \subseteq \text{FV}(e)$. On the other hand, the rules do not enforce $\text{dom}(\Gamma) \subseteq \text{FV}(e)$.

By enforcing variable relevance, Qunity’s type system can control what parts of a program are allowed to discard information. Semantically, non-use of a variable corresponds to a *partial trace*, a quantum operation described by decoherence. Quantum control flow is ill-defined in the presence of decoherence [7], and decoherence is inherently irreversible, so we use relevant types wherever computation must be reversible or subject to quantum control.

Selinger & Valiron’s quantum lambda calculus [35] uses *affine* types for quantum data, ensuring quantum variables are used at most once, while Proto-Quipper [32] and QWIRE [29] use *linear* types, requiring them to be used exactly once. This is done as static enforcement of the no-cloning theorem, which makes sense in the QRAM computational model [23]. However, Qunity’s aim is to treat quantum computing as a generalization of classical computing. Qunity fixes a particular standard computational basis and treats expression (x, x) as *entangling* variable x when it is in superposition, essentially as a linear isometry $\alpha|\theta\rangle + \beta|1\rangle \mapsto \alpha|\theta\theta\rangle + \beta|11\rangle$. The expression is deemed well typed by T-PUREPAIR—notice that Δ appears when typing both e_0 and e_1 , allowing duplication of quantum resources across the pair. In contrast, QRAM-based languages reject (x, x) to avoid confusion with the non-physical cloning function $\alpha|\theta\rangle + \beta|1\rangle \mapsto (\alpha|\theta\rangle + \beta|1\rangle) \otimes (\alpha|\theta\rangle + \beta|1\rangle)$.

The T-PUREAPP rule applies a linear operator f to its argument e . The T-PURESWAP rule exists to allow for the usual structural rule of exchange, which is typically implicit. This choice allows compilation to be a direct function of the typing judgment, with SWAP gates introduced at uses of the explicit exchange rule (Section 6.2).

Rule T-CTRL types pattern matching and quantum control. We defer discussing it to Section 3.4, after we have considered the other judgments.

3.2 Mixed expression typing

We write $\Delta \Vdash e : T$ to indicate that expression e has mixed type T with respect to quantum context Δ ;² the rules are in Figure 6. $\emptyset \Vdash e : T$ implies e ’s semantics corresponds to a *mixed state* in $\mathcal{H}(T)$.

$$\begin{array}{c}
\frac{\emptyset \parallel \Delta \vdash e : T}{\Delta \Vdash e : T} \quad \text{T-MIX} \qquad \frac{\Delta_1, \Delta_2, \Delta_3, \Delta_4 \vdash e : T}{\Delta_1, \Delta_3, \Delta_2, \Delta_4 \vdash e : T} \quad \text{T-MIXEDSWAP} \\
\\
\frac{\Delta, \Delta_0 \Vdash e_0 : T_0 \quad \Delta, \Delta_1 \Vdash e_1 : T_1}{\Delta, \Delta_0, \Delta_1 \Vdash (e_0, e_1) : T_0 \otimes T_1} \quad \text{T-MIXEDPAIR} \\
\\
\frac{\Delta \Vdash e : T \quad \emptyset \Vdash e' : T}{\Delta \Vdash \text{try } e \text{ catch } e' : T} \quad \text{T-TRY} \qquad \frac{\vdash f : T \Rightarrow T' \quad \Delta \Vdash e : T}{\Delta \Vdash f e : T'} \quad \text{T-MIXEDAPP}
\end{array}$$

Fig. 6. Mixed expression typing rules

Rule T-MIX allows pure expressions to be typed as mixed. Rules T-MIXEDSWAP and T-MIXEDPAIR are analogous to the pure-expression versions. Rule T-MIXEDAPP allows applying a quantum channel f on an expression e —such an f may perform measurements, as discussed below. Rule T-TRY

²We use the double-lined “ \Vdash ” symbol because this typing judgment can be used for measurement results, and quantum circuit diagrams conventionally use double-lined wires to carry measurement results.

allows exceptions occurring in expression e to be caught and replaced by expression e' . Operationally, this is effectively “measuring whether an error occurred” and thus try-catch expressions have no *pure* type; it also cannot be done without perturbing the input data Δ and thus expression e' is typed in an empty context.

3.3 Program typing

We write $\vdash f : F$ to indicate that program f has type F ; the rules are in Figure 7. Whenever $\vdash f : T \rightsquigarrow T'$ holds, the semantics corresponds to a linear operator mapping $\mathcal{H}(T)$ to $\mathcal{H}(T')$. Whenever $\vdash f : T \Rightarrow T'$ holds, the semantics corresponds to a superoperator mapping mixed states in $\mathcal{H}(T)$ to mixed states in $\mathcal{H}(T')$.

$$\begin{array}{c}
 \frac{}{\vdash u_3(r_\theta, r_\phi, r_\lambda) : \text{Bit} \rightsquigarrow \text{Bit}} \text{ T-GATE} \\
 \\
 \frac{}{\vdash \text{left}_{T_0 \oplus T_1} : T_0 \rightsquigarrow T_0 \oplus T_1} \text{ T-LEFT} \quad \frac{}{\vdash \text{right}_{T_0 \oplus T_1} : T_1 \rightsquigarrow T_0 \oplus T_1} \text{ T-RIGHT} \\
 \\
 \frac{\emptyset \parallel \Delta \vdash e : T \quad \emptyset \parallel \Delta \vdash e' : T'}{\vdash \lambda e \xrightarrow{T} e' : T \rightsquigarrow T'} \text{ T-PUREABS} \quad \frac{\emptyset \parallel \Delta \vdash e : T}{\vdash \text{rphase}_T \left\{ \begin{array}{l} e \mapsto r \\ \text{else} \mapsto r' \end{array} \right\} : T \rightsquigarrow T} \text{ T-RPHASE} \\
 \\
 \frac{\vdash f : T \rightsquigarrow T'}{\vdash f : T \Rightarrow T'} \text{ T-CHANNEL} \quad \frac{\emptyset \parallel \Delta, \Delta_0 \vdash e : T \quad \Delta \Vdash e' : T'}{\vdash \lambda e \xrightarrow{T} e' : T \Rightarrow T'} \text{ T-MIXEDABS}
 \end{array}$$

Fig. 7. Program typing rules

T-GATE types a single-qubit unitary gate, and T-LEFT and T-RIGHT type sum introduction. These are linear operations. T-PUREABS types a linear abstraction. In abstraction $\lambda e \xrightarrow{T} e'$, variables introduced in e are *relevant* in e' —they must be present in quantum context Δ used to type both e and e' . (It is not hard to prove that Δ can always be uniquely determined.) T-MIXEDABS is more relaxed: variables in e can be contained in a context Δ_0 which is *not* used to type e' ; such variables are *discarded* in e' , which implies measuring them. So the typing judgment $\vdash \lambda x \xrightarrow{\text{Bit}} \emptyset : \text{Bit} \rightsquigarrow \text{Bit}$ is invalid but the typing judgment $\vdash \lambda x \xrightarrow{\text{Bit}} \emptyset : \text{Bit} \Rightarrow \text{Bit}$ is valid. RPHASE uses the expression e as a pattern for coherently inducing a phase, either e^{ir} or $e^{ir'}$ depending on whether pattern e is matched. T-CHANNEL permits a linear operator to be treated as a superoperator.

Qunity programs are typed without context to help avoid scenarios where “entangling through variable re-use” might be confusing. For example, the program $\lambda x \xrightarrow{\text{Bit}} (x \triangleright (\lambda y \xrightarrow{\text{Bit}} x))$ is ill-typed in Qunity because the subprogram $(\lambda y \xrightarrow{\text{Bit}} x)$ has a free variable x . This is not a major loss in expressiveness because the rewritten program $\lambda x \xrightarrow{\text{Bit}} \text{let } (x_0, x_1) =_{\text{Bit} \otimes \text{Bit}} (x, x) \text{ in } x_0$ is valid, with type $\text{Bit} \Rightarrow \text{Bit}$. This program measures a qubit by re-using the variable to share the qubit to a second register and then discarding the entangled qubit, and the valid program makes this sharing explicit. Qunity is designed so that pairing is the only way to perform this kind of entanglement, by using a variable on both sides of the pair.

$$\begin{array}{c}
\frac{\text{erases}_T(x; e_1, \dots, e_n)}{\text{erases}_T(x; e_1, \dots, e_{j-1}, e_j \triangleright \text{gphase}_T(r), e_{j+1}, \dots, e_n)} \text{ E-GPHASE} \\
\\
\frac{\text{erases}_T(x; x, x, \dots, x)}{\text{erases}_{T_0}(x; e_{0,1}, \dots, e_{0,n})} \text{ E-VAR} \quad \frac{\text{erases}_{T_0 \otimes T_1}(x; (e_{0,1}, e_{1,1}), \dots, (e_{0,n}, e_{1,n}))}{\text{erases}_{T_1}(x; e_{1,1}, \dots, e_{1,n})} \text{ E-PAIR0} \\
\\
\frac{\text{erases}_{T_1}(x; e_{1,1}, \dots, e_{1,n})}{\text{erases}_{T_0 \otimes T_1}(x; (e_{0,1}, e_{1,1}), \dots, (e_{0,n}, e_{1,n}))} \text{ E-PAIR1}
\end{array}$$

Fig. 8. Erasure inference rules

3.4 Typing quantum control

Qunity allows for quantum control by generalizing pattern matching via `ctrl`, which is typed via the T-CTRL rule (Figure 5). The e_j s in the premises of this rule refer to the indexed expressions in the conclusion. A “prime” symbol should be viewed as part of the variable name. The following is the T-CTRL rule for $n = 2$:

$$\frac{\begin{array}{c} \Gamma, \Delta \Vdash e : T \quad \text{ortho}_T(e_1, e_2) \quad \emptyset \parallel \Gamma_1 \vdash e_1 : T \quad \emptyset \parallel \Gamma_2 \vdash e_2 : T \\ \text{erases}_{T'}(x; e'_1, e'_2) \text{ for all } x \in \text{dom}(\Delta) \quad \Gamma, \Gamma', \Gamma_1 \parallel \Delta \vdash e'_1 : T' \quad \Gamma, \Gamma', \Gamma_2 \parallel \Delta \vdash e'_2 : T' \end{array}}{\Gamma, \Gamma' \parallel \Delta \vdash \text{ctrl } e \left\{ \begin{array}{l} e_1 \mapsto e'_1 \\ e_2 \mapsto e'_2 \end{array} \right\}_{T'} : T'}$$

To ensure realizable circuits, the type rule imposes several restrictions on patterns. First, both pattern and body expressions e_j and e'_j must be pure expressions; this means they cannot include invocations of superoperators, which might involve measurements. Some recent work has tried to generalize the definition of quantum control to a notion of “quantum alternation” that allows measurements to be controlled. QuGCL [41, Chapter 6] attempts this, but the resulting denotational semantics is non-compositional. Bădescu and Panangaden [7] shed more light on the problems with quantum alternation, proving that quantum alternation is not monotone with respect to the Löwner order [41, p. 17] and concluding that “quantum alternation is a fantasy arising from programming language semantics rather than from physics.”

For `ctrl` semantics to be physically meaningful, T-CTRL depends on two additional judgments applied to the body expressions—“ortho” for the left-hand-side (defined further below), and “erases” for the right-hand-side (defined in Figure 8). The ortho judgment ensures that the left-hand-side patterns e_j are purely classical and non-overlapping. The erases judgment (defined using `gphase` syntax from Figure 4) ensures that all of the right-hand-side patterns e'_j use the variables from e in a consistent way, and its name comes from the way this judgment is used by the compiler to coherently “erase” these variables. The contexts Γ_j are the only reason that the typing relation includes classical contexts Γ in the first place. Semantically, the variables they represent are purely classical; operationally, the data on these registers is used without being “consumed,” under the assumption that it will be uncomputed. When typing the expressions e_j , these contexts Γ_j appear in the “quantum” part of the context so that the type system can enforce variable relevance, but the restrictions placed by the ortho judgment ensure that these variables are still practically classical.

The orthogonality judgment is defined in terms of a “spanning” judgment whose inference rules are in Figure 9. This judgment, written $\text{spanning}_T(e_1, \dots, e_n)$ and largely inspired by Sabry et al.’s [33] “orthogonal decomposition” judgment, denotes that the set of expressions $\{e_1, \dots, e_n\}$ is a spanning set of patterns, which semantically corresponds to a set of states that form a spanning

$$\begin{array}{c}
\frac{}{\text{spanning}_{\langle \rangle} (\langle \rangle)} \text{S-UNIT} \quad \frac{}{\text{spanning}_T (x)} \text{S-VAR} \\
\frac{\text{spanning}_T (e_1, \dots, e_n) \quad \text{spanning}_{T'} (e'_1, \dots, e'_{n'})}{\text{spanning}_{T \oplus T'} \left(\begin{array}{c} \text{left}_{T \oplus T'} e_1, \dots, \text{left}_{T \oplus T'} e_n, \\ \text{right}_{T \oplus T'} e'_1, \dots, \text{right}_{T \oplus T'} e'_{n'} \end{array} \right)} \text{S-SUM} \\
\frac{\text{spanning}_T (e_1, \dots, e_n) \quad \text{spanning}_{T'} (e'_1, \dots, e'_{n'}) \quad \bigcup_{j=1}^n \text{FV}(e_j) \cap \bigcup_{j=1}^{n'} \text{FV}(e'_j) = \emptyset}{\text{spanning}_{T \otimes T'} \left(\begin{array}{c} (e_1, e'_1), \dots, (e_1, e'_{n'}), \\ \dots, \\ (e_n, e'_1), \dots, (e_n, e'_{n'}) \end{array} \right)} \text{S-PAIR} \\
\frac{\text{spanning}_T (e_{1,1}, \dots, e_{1,n_1}, e_{2,1}, \dots, e_{2,n_2}, e_{3,1}, \dots, e_{3,n_3}, e_{4,1}, \dots, e_{4,n_4})}{\text{spanning}_T (e_{1,1}, \dots, e_{1,n_1}, e_{3,1}, \dots, e_{3,n_3}, e_{2,1}, \dots, e_{2,n_2}, e_{4,1}, \dots, e_{4,n_4})} \text{S-FLIP}
\end{array}$$

Fig. 9. Spanning inference rules

set. In these rules we write $\text{FV}(e)$ to compute the set of free variables in e , which is straightforward since expressions e have no binders.

We write $\text{ortho}_T (e_1, \dots, e_n)$ to denote that the set of expressions $\{e_1, \dots, e_n\}$ is orthogonal. An orthogonal set of expressions is one that is a subset of some spanning set. That is, orthogonality judgments can be defined by the following inference rule alone:

$$\frac{\text{spanning}_T (e'_1, \dots, e'_m) \quad [e_1, \dots, e_n] \text{ is a subsequence of } \subseteq [e'_1, \dots, e'_m]}{\text{ortho}_T (e_1, \dots, e_n)}$$

It is not hard to prove that orthogonality holds for a set of expressions regardless of the order they appear in the judgment (e.g., $\text{ortho}_T (e_1, e_2)$ iff $\text{ortho}_T (e_2, e_1)$).

4 SEMANTICS

In this section, we define Qunity's denotational semantics in terms of linear operators (pure expressions) and superoperators (mixed expressions). After presenting the semantics we present some metatheoretical results, most notably that well typed qunity programs are well defined according to the semantics.

4.1 Denotational semantics

Definition 4.1 (value and valuation). For any type T , we write $\mathbb{V}(T)$ to denote the set of expressions that are values of that type.

$$\begin{aligned}
\mathbb{V}(\text{Void}) &:= \emptyset \\
\mathbb{V}(\langle \rangle) &:= \{\langle \rangle\} \\
\mathbb{V}(T_0 \oplus T_1) &:= \{\text{left}_{T_0 \oplus T_1} v_0 \mid v_0 \in \mathbb{V}(T_0)\} \cup \{\text{right}_{T_0 \oplus T_1} v_1 \mid v_1 \in \mathbb{V}(T_1)\} \\
\mathbb{V}(T_0 \otimes T_1) &:= \{(v_0, v_1) \mid v_0 \in \mathbb{V}(T_0), v_1 \in \mathbb{V}(T_1)\}
\end{aligned}$$

A valuation, written σ or τ , is a list of variable-value pairs:

$$\sigma ::= \emptyset \mid \sigma, x \mapsto v$$

Like with Γ and Δ , we will generally use the letter σ for classical data and τ for quantum data, but the two are interchangeable. Each typing context has a corresponding set of valuations, defined as follows:

$$\mathbb{V}(x_1 : T_1, \dots, x_n : T_n) := \{x_1 \mapsto v_1, \dots, x_n \mapsto v_n \mid v_1 \in \mathbb{V}(T_1), \dots, v_n \in \mathbb{V}(T_n)\}$$

Like for typing contexts, we use a comma to denote the concatenation of valuations, sometimes mixing valuations with explicit (variable, value) pairs. For example, if $\tau_0 \in \mathbb{V}(\Delta_0)$ and $v \in \mathbb{V}(T)$ and $\tau_1 \in \mathbb{V}(\Delta_1)$, then $\tau_0, x \mapsto v, \tau_1 \in \mathbb{V}(\Delta_0, x : T, \Delta_1)$.

Definition 4.2. We associate Hilbert spaces with types and contexts as follows:

$$\begin{aligned} \mathcal{H}(\text{Void}) &:= \{0\} \\ \mathcal{H}() &:= \mathbb{C} \\ \mathcal{H}(T_0 \oplus T_1) &:= \mathcal{H}(T_0) \oplus \mathcal{H}(T_1) \\ \mathcal{H}(T_0 \otimes T_1) &:= \mathcal{H}(T_0) \otimes \mathcal{H}(T_1) \\ \mathcal{H}(x_1 : T_1, \dots, x_n : T_n) &:= \mathcal{H}(T_1) \otimes \dots \otimes \mathcal{H}(T_n) \end{aligned}$$

On the right-hand-side above, we use the symbols \oplus and \otimes to refer to the usual direct sum and tensor product of Hilbert spaces [31]. Each Hilbert space $\mathcal{H}(T)$ has a canonical orthonormal basis $\{|v\rangle : v \in \mathbb{V}(T)\}$, where the meaning of $|v\rangle \in \mathcal{H}(T)$ is defined as follows:

$$\begin{aligned} |()\rangle &:= 1 \\ |\text{left}_{T_0 \oplus T_1} v_0\rangle &:= |v_0\rangle \oplus 0 \\ |\text{right}_{T_0 \oplus T_1} v_1\rangle &:= 0 \oplus |v_1\rangle \\ |(v_0, v_1)\rangle &:= |v_0\rangle \otimes |v_1\rangle \end{aligned}$$

We can do the same for typing contexts Δ , constructing an orthonormal basis $\{|\tau\rangle : \tau \in \mathbb{V}(\Delta)\} \subset \mathcal{H}(\Delta)$ as follows:

$$|x_1 \mapsto v_1, \dots, x_n \mapsto v_n\rangle := |v_1\rangle \otimes \dots \otimes |v_n\rangle$$

Using notation from linear algebra [4], we write $\mathcal{L}(\mathcal{H}_0, \mathcal{H}_1)$ to denote the space of linear operators from \mathcal{H}_0 to \mathcal{H}_1 , with $\mathcal{L}(\mathcal{H}') := \mathcal{L}(\mathcal{H}', \mathcal{H}')$.

Qunity's semantics are defined by four mutually recursive functions of a valid typing judgment:

- If $\Gamma \parallel \Delta \vdash e : T$ and $\sigma \in \mathbb{V}(\Gamma)$, then $\llbracket \sigma : \Gamma \parallel \Delta \vdash e : T \rrbracket \in \mathcal{L}(\mathcal{H}(\Delta), \mathcal{H}(T))$ defines the pure semantics of expression e . We give the denotation in Figure 10. The σ is a sort of “classical data,” so the pure expression semantics may be viewed as a second-order function $\mathbb{V}(\Gamma) \rightarrow \mathcal{H}(\Delta) \rightarrow \mathcal{H}(T)$.
- If $\Delta \Vdash e : T$, then $\llbracket \Delta \Vdash e : T \rrbracket \in \mathcal{L}(\mathcal{L}(\mathcal{H}(\Delta)), \mathcal{L}(\mathcal{H}(T)))$ defines the mixed semantics of expression e . We give the denotation in Figure 11.
- If $\vdash f : T \rightsquigarrow T'$, then $\llbracket \vdash f : T \rightsquigarrow T' \rrbracket \in \mathcal{L}(\mathcal{H}(T), \mathcal{H}(T'))$ defines the pure semantics of program f . We give the denotation in Figure 12.
- If $\vdash f : T \Rightarrow T'$, then $\llbracket \vdash f : T \Rightarrow T' \rrbracket \in \mathcal{L}(\mathcal{L}(\mathcal{H}(T)), \mathcal{L}(\mathcal{H}(T')))$ defines the mixed semantics of program f . We give the denotation in Figure 13.

We define Qunity semantics on the standard computational basis, but these should be understood to be linear operators after extending by linearity.

Qunity's denotational semantics is compositional by construction. For example, the pure semantics of (e_0, e_1) can be computed in terms of the semantics of e_0 and e_1 . The operator for each subexpression is applied to the relevant part of the input basis state, and a tensor product of the resulting states gives the definition for (e_0, e_1) .

The most complicated definition is the one for `ctrl`, which uses a superoperator to construct an operator. The definition uses $\langle v | \llbracket \Gamma, \Delta \Vdash e : T \rrbracket (|\sigma, \tau\rangle\langle\sigma, \tau|) | v \rangle$, the probability that expression e outputs v given input (σ, τ) , as seen by a classical observer. This *probability* from the mixed semantics is then used directly as an *amplitude* in the resulting pure semantics. Note that this introduces an unavoidable source of error whenever probabilities between 0 and 1 are involved because there is no square root involved—the resulting semantics will be norm-decreasing even if the original superoperator was trace-preserving.

The definition for try-catch uses $(1 - \text{tr}(\llbracket \Delta \Vdash e : T \rrbracket (|\tau\rangle\langle\tau'|)))$, the probability that e throws an exception. If e succeeds then its results are used, but otherwise the results from e' are used.

$$\begin{aligned}
\llbracket \sigma : \Gamma \parallel \emptyset \vdash () : () \rrbracket |\emptyset\rangle &:= |()\rangle \\
\llbracket \sigma : \Gamma \parallel \emptyset \vdash x : T \rrbracket |\emptyset\rangle &:= |\sigma(x)\rangle \\
\llbracket \sigma : \Gamma \parallel x : T \vdash x : T \rrbracket |x \mapsto v\rangle &:= |v\rangle \\
\llbracket \sigma : \Gamma \parallel \Delta, \Delta_0, \Delta_1 \vdash (e_0, e_1) : T_0 \otimes T_1 \rrbracket |\tau, \tau_0, \tau_1\rangle &:= \llbracket \sigma : \Gamma \parallel \Delta, \Delta_0 \vdash e_0 : T_0 \rrbracket |\tau, \tau_0\rangle \\
&\quad \otimes \llbracket \sigma : \Gamma \parallel \Delta, \Delta_1 \vdash e_1 : T_1 \rrbracket |\tau, \tau_1\rangle \\
\llbracket \sigma, \sigma' : \Gamma, \Gamma' \parallel \Delta, \Delta' \vdash \text{ctrl } e \left\{ \begin{array}{c} e_1 \mapsto e'_1 \\ \cdots \\ e_n \mapsto e'_n \end{array} \right\} : T' \rrbracket |\tau, \tau'\rangle &:= \sum_{v \in \mathbb{V}(T)} \langle v | \llbracket \Gamma, \Delta \Vdash e : T \rrbracket (|\sigma, \tau\rangle\langle\sigma, \tau|) | v \rangle \\
&\quad \cdot \sum_{j=1}^n \sum_{\sigma_j \in \mathbb{V}(\Gamma_j)} \langle \sigma_j | \llbracket \emptyset : \emptyset \parallel \Gamma_j \vdash e_j : T \rrbracket^\dagger | v \rangle \\
&\quad \cdot \llbracket \sigma, \sigma_j : \Gamma, \Gamma_j \parallel \Delta, \Delta' \vdash e'_j : T' \rrbracket |\tau, \tau'\rangle \\
\llbracket \sigma : \Gamma \parallel \Delta \vdash f e : T \rrbracket |\tau\rangle &:= \llbracket \vdash f : T \rightsquigarrow T' \rrbracket \llbracket \sigma : \Gamma \parallel \Delta \vdash e : T \rrbracket |\tau\rangle \\
\llbracket \sigma : \Gamma \parallel \Delta_1, \Delta_3, \Delta_2, \Delta_4 \rrbracket |\tau_1, \tau_3, \tau_2, \tau_4\rangle &:= \llbracket \sigma : \Gamma \parallel \Delta_1, \Delta_2, \Delta_3, \Delta_4 \rrbracket |\tau_1, \tau_2, \tau_3, \tau_4\rangle
\end{aligned}$$

Fig. 10. Pure expression semantics

$$\begin{aligned}
\llbracket \Delta, \Delta_0 \Vdash e : T \rrbracket (|\sigma, \tau\rangle\langle\sigma, \tau'|) &:= \llbracket \emptyset : \emptyset \parallel \Delta \vdash e : T \rrbracket |\tau\rangle\langle\tau'| \llbracket \emptyset : \emptyset \parallel \Delta \vdash e : T \rrbracket^\dagger \\
\llbracket \Delta, \Delta_0 \Vdash e : T \rrbracket (|\sigma, \tau\rangle\langle\sigma', \tau'|) &:= 0 \text{ if } (\emptyset : \emptyset \parallel \Delta \vdash e : T) \text{ holds and } \sigma \neq \sigma' \\
\llbracket \Delta, \Delta_0, \Delta_1 \vdash (e_0, e_1) : T_0 \otimes T_1 \rrbracket (|\tau, \tau_0, \tau_1\rangle\langle\tau', \tau'_0, \tau'_1|) &:= \llbracket \Delta, \Delta_0 \Vdash e_0 : T_0 \rrbracket (|\tau, \tau_0\rangle\langle\tau', \tau'_0|) \\
&\quad \otimes \llbracket \Delta, \Delta_1 \Vdash e_1 : T_1 \rrbracket (|\tau, \tau_1\rangle\langle\tau', \tau'_1|) \\
\llbracket \Delta \Vdash \text{try } e \text{ catch } e' : T \rrbracket (|\tau\rangle\langle\tau'|) &:= \llbracket \Delta \Vdash e : T \rrbracket (|\tau\rangle\langle\tau'|) \\
&\quad + (1 - \text{tr}(\llbracket \Delta \Vdash e : T \rrbracket (|\tau\rangle\langle\tau'|))) \\
&\quad \cdot \llbracket \emptyset \Vdash e' : T \rrbracket (|()\rangle\langle\emptyset|) \\
\llbracket \Delta \Vdash f e : T' \rrbracket (|\tau\rangle\langle\tau'|) &:= \llbracket \vdash f : T \Rightarrow T' \rrbracket (\llbracket \Delta \Vdash e : T \rrbracket (|\tau\rangle\langle\tau'|))
\end{aligned}$$

Fig. 11. Mixed expression semantics

$$\begin{aligned}
\llbracket \vdash u_3(r_\theta, r_\phi, r_\lambda) : \text{Bit} \rightsquigarrow \text{Bit} \rrbracket |\theta\rangle &:= \cos(r_\theta/2) |\theta\rangle + e^{ir_\phi} \sin(r_\theta/2) |1\rangle \\
\llbracket \vdash u_3(r_\theta, r_\phi, r_\lambda) : \text{Bit} \rightsquigarrow \text{Bit} \rrbracket |1\rangle &:= -e^{ir_\lambda} \sin(r_\theta/2) |\theta\rangle + e^{i(r_\phi+r_\lambda)} \cos(r_\theta/2) |1\rangle \\
\llbracket \vdash \text{left}_{T_0 \oplus T_1} : T_0 \rightsquigarrow T_0 \oplus T_1 \rrbracket |v\rangle &:= |\text{left}_{T_0 \oplus T_1} v\rangle \\
\llbracket \vdash \text{right}_{T_0 \oplus T_1} : T_1 \rightsquigarrow T_0 \oplus T_1 \rrbracket |v\rangle &:= |\text{right}_{T_0 \oplus T_1} v\rangle \\
\llbracket \vdash \lambda e \xrightarrow{T} e' : T \rightsquigarrow T' \rrbracket |v\rangle &:= \llbracket \emptyset : \emptyset \parallel \Delta \vdash e' : T' \rrbracket \llbracket \emptyset : \emptyset \parallel \Delta \vdash e : T \rrbracket^\dagger |v\rangle \\
\llbracket \vdash \text{rphase}_T \left\{ \begin{array}{l} e \mapsto r \\ \text{else} \mapsto r' \end{array} \right\} : T \rightsquigarrow T \rrbracket |v\rangle &:= e^{ir} \llbracket \emptyset : \emptyset \parallel \Delta \vdash e : T \rrbracket \llbracket \emptyset : \emptyset \parallel \Delta \vdash e : T \rrbracket^\dagger |v\rangle \\
&\quad + e^{ir'} \left(\mathbb{I} - \llbracket \emptyset : \emptyset \parallel \Delta \vdash e : T \rrbracket \llbracket \emptyset : \emptyset \parallel \Delta \vdash e : T \rrbracket^\dagger \right) |v\rangle
\end{aligned}$$

Fig. 12. Pure program semantics

$$\begin{aligned}
\llbracket \vdash f : T \Rightarrow T' \rrbracket (|v\rangle\langle v'|) &:= \llbracket \vdash f : T \rightsquigarrow T' \rrbracket |v\rangle\langle v'| \llbracket \vdash f : T \rightsquigarrow T' \rrbracket^\dagger \\
\llbracket \vdash \lambda e \xrightarrow{T} e' : T \Rightarrow T' \rrbracket (|v\rangle\langle v'|) &:= \llbracket \Delta \vdash e' : T' \rrbracket \left(\text{tr}_{\Delta_0} \left(\llbracket \emptyset : \emptyset \parallel \Delta, \Delta_0 \vdash e : T \rrbracket^\dagger |v\rangle\langle v'| \llbracket \emptyset : \emptyset \parallel \Delta, \Delta_0 \vdash e : T \rrbracket \right) \right)
\end{aligned}$$

Fig. 13. Mixed program semantics

4.2 Metatheory

We are defining semantics as recursive functions on typing judgments rather than on programs and expressions directly. Qunity's typing relation is not syntax directed, which means that there are multiple ways to type—and give semantics to—the same expression. Thus, we must prove that the semantics is actually a function, i.e., that the different proofs of the same judgment lead to the same semantic denotation.

$$\begin{array}{c}
\frac{\frac{\frac{\emptyset \parallel \Gamma_0 \vdash e_0 : T_0 \quad \emptyset \parallel \Gamma_1 \vdash e_1 : T_1}{\emptyset \parallel \Gamma_0, \Gamma_1 \vdash (e_0, e_1) : T_0 \otimes T_1} \text{ T-PUREPAIR}}{\Gamma_0, \Gamma_1 \Vdash (e_0, e_1) : T_0 \otimes T_1} \text{ T-MIX} \\
\\
\frac{\frac{\frac{\emptyset \parallel \Gamma_0 \vdash e_0 : T_0}{\Gamma_0 \Vdash e_0 : T_0} \text{ T-MIX} \quad \frac{\frac{\emptyset \parallel \Gamma_1 \vdash e_1 : T_1}{\Gamma_1 \Vdash e_1 : T_1} \text{ T-MIX}}{\Gamma_0, \Gamma_1 \Vdash (e_0, e_1) : T_0 \otimes T_1} \text{ T-MIXEDPAIR}
\end{array}$$

Fig. 14. Two proofs of the same typing judgment

As an example, note the two deduction trees in Figure 14 prove the same typing judgment, so they should give rise to the same semantics. The semantics take a tensor product of two state vectors for T-PUREPAIR, but a tensor product of two density operators for T-MIXEDPAIR. This is not a problem because a tensor product can equivalently be taken before or after the conversion to density operators: $(|\psi\rangle \otimes |\phi\rangle)(\langle\psi| \otimes \langle\phi|) = |\psi\rangle\langle\psi| \otimes |\phi\rangle\langle\phi|$ for any states $|\psi\rangle, |\phi\rangle$. We prove that this kind of equivalence always holds:

THEOREM 4.3 (WELL-DEFINED SEMANTICS). *Qunity has a well-defined semantics:*

- Whenever $(\Gamma \parallel \Delta \vdash e : T)$ is valid and $\sigma \in \mathbb{V}(\Gamma)$, the semantics $\llbracket \sigma : \Gamma \parallel \Delta \vdash e : T \rrbracket$ are uniquely defined.
- Whenever $(\Delta \Vdash e : T)$ is valid, the semantics $\llbracket \Delta \Vdash e : T \rrbracket$ are uniquely defined.
- Whenever $(\vdash f : T \rightsquigarrow T')$ is valid, the semantics $\llbracket \vdash f : T \rightsquigarrow T' \rrbracket$ are uniquely defined.
- Whenever $(\vdash f : T \Rightarrow T')$ is valid, the semantics $\llbracket \vdash f : T \Rightarrow T' \rrbracket$ are uniquely defined.

Whenever a typing judgment has more than one proof of validity, the semantics derived from either proof are mathematically identical.

The proof of this theorem, given in Appendix D, was largely inspired by the proof of Newman’s lemma [21, 27], a standard tool for proving global confluence from local confluence when using (operational) reduction semantics. Qunity’s semantics is denotational rather than operational, but one can imagine the operational procedure of *evaluating* the denotational semantics by repeatedly rewriting denotations in terms of the denotations of subexpressions. In this view, we have a terminating sequence of rewrite rules, and global confluence is exactly what is needed to prove the semantics well-defined. We do not use Newman’s lemma directly, but the induction strategy is essentially the same, and this allows us to focus on particular cases of equivalence like the one in Figure 14, which are easy to verify algebraically.

Not all pure Qunity programs have norm-preserving semantics. Rather, programs that may throw an exception are norm-decreasing instead. We can characterize our semantics in terms of Kraus operators:

Definition 4.4 (Kraus operator). A Kraus operator is a linear operator E such that $E^\dagger E \sqsubseteq I$, where “ \sqsubseteq ” denotes the Löwner order [41, p. 17].

Note that Kraus operators are typically defined as *sets* of operators E whose sum satisfies the property above. For our purposes, a single operator will suffice.

THEOREM 4.5. $\llbracket \sigma : \Gamma \parallel \Delta \vdash e : T \rrbracket$ and $\llbracket \vdash f : T \rightsquigarrow T' \rrbracket$ are Kraus operators whenever well-defined. $\llbracket \Delta \Vdash e : T \rrbracket$ and $\llbracket \vdash f : T \Rightarrow T' \rrbracket$ are completely positive, trace non-increasing superoperators whenever well-defined.

We do not prove this theorem directly, but it is a direct consequence of the correctness of our compilation procedure discussed in Section 6.

We can also be more precise about the semantics of the orthogonality and spanning judgments. In the absence of variables, the orthogonality judgment describes a set of orthogonal basis states, and the spanning judgment describes a spanning set of orthogonal basis states. With variables, the picture is a bit more complicated, because we are dealing with projectors onto orthogonal *subspaces* rather than orthogonal states. An algebraic description of these semantics is given by Lemmas 4.6 and 4.7. We do not have a nice semantic representation of the erases judgment except for the one used by the compiler in Lemma E.16.

LEMMA 4.6 (ORTHOGONALITY SEMANTICS). Suppose $\emptyset \parallel \Delta_j \vdash e_j : T$ for all $j \in \{1, \dots, n\}$ and suppose $\text{ortho}_T(e_1, \dots, e_n)$ is true. Then:

- $\langle v | \llbracket \emptyset \parallel \Delta_j \vdash e_j : T \rrbracket | \tau_j \rangle \in \{0, 1\}$ for all $\tau_j \in \mathbb{V}(\Delta_j)$, $v \in \mathbb{V}(T)$.
- $\sum_{j=1}^n \llbracket \emptyset \parallel \Delta_j \vdash e_j : T \rrbracket \llbracket \emptyset \parallel \Delta_j \vdash e_j : T \rrbracket^\dagger \sqsubseteq I$.

LEMMA 4.7 (SPANNING SEMANTICS). Suppose $\emptyset \parallel \Delta_j \vdash e_j : T$ for all $j \in \{1, \dots, n\}$ and suppose $\text{spanning}_T(e_1, \dots, e_n)$ is true. Then:

$$\sum_{j=1}^n \llbracket \emptyset \parallel \Delta_j \vdash e_j : T \rrbracket \llbracket \emptyset \parallel \Delta_j \vdash e_j : T \rrbracket^\dagger = I$$

Finally, Qunity’s semantics use norm-decreasing operators and trace-decreasing superoperators, which can be interpreted operationally as a sort of “exception.” In the supplemental report, In Appendix ??, we present an additional judgment “iso” that we prove can be used to statically determine whether a program belongs to a checkable class of exception-free programs.

5 EXAMPLES

We have already shown two examples of programs we can write in Qunity: Deutsch’s algorithm (Section 1.1) and Grover’s algorithm (end of Section 2). This section presents two more—the quantum fourier transform and the quantum walk—aiming to further illustrate Qunity’s expressiveness. We give a third example—Deutsch-Jozsa’s algorithm—in Appendix B.

5.1 Quantum Fourier transform

We use a presentation of the quantum Fourier transform that has a symmetric circuit diagram [19][26, Chapter 3]. This version uses a two-qubit “coupling” gate that swaps two qubits and coherently induces a particular global phase conditional on both qubits being in the $|1\rangle$ state.

$$\begin{aligned}
 \text{and} &:= \lambda x \xrightarrow{\text{Bit} \otimes \text{Bit}} \\
 \text{ctrl } x &\left\{ \begin{array}{l} (\emptyset, \emptyset) \mapsto (x, \emptyset) \\ (\emptyset, 1) \mapsto (x, \emptyset) \\ (1, \emptyset) \mapsto (x, \emptyset) \\ (1, 1) \mapsto (x, 1) \end{array} \right\} \quad \triangleright \text{snd}_{(\text{Bit} \otimes \text{Bit}), \text{Bit}} \\
 &\quad \text{Bit} \otimes \text{Bit} \quad (\text{Bit} \otimes \text{Bit}) \otimes \text{Bit} \\
 \text{couple}(k) &:= \lambda(x_0, x_1) \xrightarrow{\text{Bit} \otimes \text{Bit}} \\
 \text{ctrl and}(x_0, x_1) &\left\{ \begin{array}{l} \emptyset \mapsto (x_1, x_0) \\ 1 \mapsto (x_1, x_0) \triangleright \text{gphase}_{\text{Bit} \otimes \text{Bit}}(2\pi / 2^k) \end{array} \right\} \quad \text{Bit} \quad \text{Bit} \otimes \text{Bit} \\
 \text{rotations}(0) &:= \lambda() \xrightarrow{\text{Bit}^{\otimes 0}} () \\
 \text{rotations}(1) &:= \lambda(x, ()) \xrightarrow{\text{Bit}^{\otimes 1}} (\text{had } x, ()) \\
 \text{rotations}(n+2) &:= \lambda(x_0, x) \xrightarrow{\text{Bit}^{\otimes (n+2)}} \\
 &\quad \left(\begin{array}{l} \text{let } (x_0, (y'_0, y)) =_{\text{Bit}^{\otimes (n+2)}} (x_0, x \triangleright \text{rotations}(n+1)) \text{ in} \\ \text{let } ((y_0, y_1), y) =_{(\text{Bit} \otimes \text{Bit}) \otimes \text{Bit}^{\otimes n}} ((x_0, y'_0) \triangleright \text{couple}(n+2), y) \text{ in} \\ (y_0, (y_1, y)) \end{array} \right) \\
 \text{qft}(0) &:= \lambda() \xrightarrow{\text{Bit}^{\otimes 0}} () \\
 \text{qft}(n+1) &:= \lambda x \xrightarrow{\text{Bit}^{\otimes (n+1)}} \text{let } (x_0, x') =_{\text{Bit}^{\otimes n}} x \triangleright \text{rotations}(n+1) \text{ in } (x_0, x' \triangleright \text{qft}(n))
 \end{aligned}$$

Fig. 15. The quantum Fourier transform implemented in Qunity

5.2 Quantum walk

We use Qunity to implement a quantum walk algorithm for boolean formula evaluation [2, 9]. The simplest version of this algorithm treats a NAND formula as a balanced binary tree where each leaf

corresponds to a variable in the formula and each vertex corresponds to a NAND application. Given black-box oracle access to a function $f : \text{Variable} \rightarrow \{0, 1\}$, the task is to evaluate the formula.

This algorithm performs a quantum walk, repeatedly applying a *diffusion step* and a *walk step* to two quantum registers: a vertex index and a qutrit “three-sided coin”. The diffusion step uses coherent control to apply a different operator to the coin depending on the vertex index. If the vertex index is a leaf v , then the oracle is used to induce a conditional phase flip of $(-1)^{f(v)}$. Otherwise, a reflection operator $(2|u\rangle\langle u| - I)$ is applied to the coin register, where $|u\rangle$ is a coin state whose value depends on whether the vertex index is one of two special root nodes. The walk step then performs a coherent permutation on the two registers, “walking” the vertex index to the direction specified by the coin and setting the coin to be the direction travelled from.

This algorithm presents some interesting challenges for implementation, and Quipper’s [18] implementation of this algorithm is quite long.³ One challenge is the representation of the vertex index. The traversed graph is a tree, so a convenient representation is the path taken to get to this vertex from the root of the tree, a list like $[v_{\text{left}}, v_{\text{right}}, \dots]$ indicating the sequence of child directions. The problem is that this list has an unknown length, so one cannot simply use an array of qubits where each qubit corresponds to a direction taken. Quipper has no sum types, and every (quantum) Quipper type is effectively a fixed array of qubits, so Quipper’s implementation must directly manipulate an encoding of variable-length lists into bitstrings, which requires developers to work at a lower level of abstraction than they’d prefer. Qunity’s sum types make it convenient to coherently manipulate variable-length lists by managing the qubit encoding automatically.

First, we must define the types and values used in this program in terms of existing ones. We use a recursively-defined `Vertex` type to represent a vertex in the tree as a variable-length list. This type and others are defined in Figure 16 in terms of Qunity’s base types. Here, the parameter n is the height of the tree, a maximum depth. A `Vertex($n+1$)` is thus either empty or a `Vertex(n)` with an additional `Child` appended, and can store a superposition of lists of different lengths. The leaves of the traversed tree are those where the path from the root is maximal, so we can use the fixed-length `Leaf` type to describe leaves separately from arbitrary vertices. We also use the type `Node` to describe a vertex in the tree that contains the two additional root nodes.

<code>Child := Bit</code>	<code>Vertex(0) := ()</code>
<code>vleft := 0</code>	<code>Vertex($n+1$) := () \oplus (Vertex(n) \otimes Child)</code>
<code>vright := 1</code>	<code>($e \hookrightarrow_n e_0$) := right_{Vertex(n)}(e, e_0)</code>
<code>Coin := Maybe (Child)</code>	<code>Leaf(n) := Child^{$\otimes n$}</code>
<code>cdown := nothing_{Child}</code>	<code>Node(n) := Bit \oplus Vertex(n)</code>
<code>cleft := just_{Child} vleft</code>	<code>root_{n} := left_{Node(n)}</code>
<code>cright := just_{Child} vright</code>	<code>internal_{n} := right_{Node(n)}</code>

Fig. 16. Types and values used in the quantum walk algorithm (also see Fig. 4)

Figure 17 defines some additional programs used in this algorithm. The `reflect` program is used to create operators with semantics of the form $(2|\psi\rangle\langle\psi| - I)$ given an expression with semantics $|\psi\rangle$. The `asleaf` program is essentially a projector onto the subspace of vertices spanned by leaves; `asleaf(n)` should have type $(\text{Vertex}(n) \rightsquigarrow \text{Leaf}(n))$. This program converts the variable-length `Vertex` type into the fixed-length `Leaf` type, terminating exceptionally if the length is insufficient.

³See `Quipper.Algorithms.BF.BooleanFormula` for reference.

$$\begin{aligned}
& \text{asleaf}(0) := \lambda() \xrightarrow{\text{Vertex}(0)} () \\
& \text{asleaf}(n+1) := \lambda(e \hookrightarrow_n e_0) \xrightarrow{\text{Vertex}(n+1)} (e_0, e \triangleright \text{asleaf}(n)) \\
& \text{match} \left\{ \begin{array}{c} e_1 \mapsto e'_1 \\ \dots \\ e_n \mapsto e'_n \end{array} \right\}_{T'} := \lambda x \mapsto \text{ctrl } x \left\{ \begin{array}{c} e_1 \mapsto (e'_1, x) \\ \dots \\ e_n \mapsto (e'_n, x) \end{array} \right\}_{T' \otimes T} \\
& \quad \triangleright \lambda \left(\text{ctrl } x' \left\{ \begin{array}{c} e'_1 \mapsto (e'_1, x') \\ \dots \\ e'_n \mapsto (e'_1, x') \end{array} \right\}_{T' \otimes T} \right) \mapsto x'
\end{aligned}$$

Fig. 17. Programs and expressions used in the quantum walk implementation

The `match` construct, defined in terms of `ctrl`, allows one to perform coherent permutations of states by specifying inputs and corresponding outputs. This construct is very similar to Sabry et al.'s symmetric pattern matching [33], and our type-checker will require that all of the inputs are orthogonal to one another and all of the outputs are orthogonal to one another.

We implement the diffusion step of the quantum walk in Figure 18. This implementation resembles the original algorithm description [9, p. 4] much more closely than Quipper's implementation, which involves more complicated qubit encodings and explicit uncomputation. The diffusion program should have the following type:

$$\frac{\vdash f : \text{Leaf}(n) \Rightarrow \text{Bit}}{\vdash \text{diffusion}(n, f) : \text{Node}(n) \otimes \text{Coin} \rightsquigarrow \text{Node}(n) \otimes \text{Coin}}$$

`diffusion`(n, f) :=

$\lambda(v, c) \xrightarrow{\text{Node}(n) \otimes \text{Coin}}$

`ctrl` v

$$\left\{ \begin{array}{l} \text{internal}_n v' \mapsto \text{ctrl}(\text{try just}_{\text{Leaf}(n)}(v' \triangleright \text{asleaf}(n)) \text{ catch nothing}_{\text{Leaf}(n)}) \\ \quad \left\{ \begin{array}{l} \text{nothing}_{\text{Leaf}(n)} \mapsto (v, c \triangleright \text{reflect}_{\text{Coin}}(u)) \\ \text{just}_{\text{Leaf}(n)} \ell \mapsto \text{ctrl } (f \ell) \left\{ \begin{array}{l} 0 \mapsto (v, c) \\ 1 \mapsto (v, c) \triangleright \text{gphase}_{\text{Node}(n) \otimes \text{Coin}}(\pi) \end{array} \right\} \end{array} \right\} \\ \text{root}_n(0) \mapsto (v, c \triangleright \text{reflect}_{\text{Coin}}(u')) \\ \text{root}_n(1) \mapsto (v, c) \end{array} \right\}$$

Fig. 18. The diffusion step of the boolean formula algorithm. We omit the implementation of the expressions u and u' , which are small states that can be constructed using low-level quantum gates.

We implement the walk step in Figure 19. The walk program should have the following type:

$$\frac{}{\vdash \text{walk}(n) : \text{Node}(n) \otimes \text{Coin} \rightsquigarrow \text{Node}(n) \otimes \text{Coin}}$$

$$\text{walk}(n) := \text{match} \left\{ \begin{array}{l} (v_p \hookrightarrow_n \text{vleft}, \text{cdown}) \mapsto (v_p, \text{cleft}) \\ (v_p \hookrightarrow_n \text{vright}, \text{cdown}) \mapsto (v_p, \text{cright}) \\ (v, \text{cleft}) \mapsto (v \hookrightarrow_n \text{vleft}, \text{cdown}) \\ (v, \text{cright}) \mapsto (v \hookrightarrow_n \text{vright}, \text{cdown}) \end{array} \right\}_{\text{Node}(n) \otimes \text{Coin}}$$

Fig. 19. The walk step of the boolean formula algorithm

6 COMPILATION

We have developed an algorithm for compiling Qunity to a low-level qubit circuit language such as OpenQASM [12]. This section provides an overview of the algorithm; the details are given in Appendix E.

Our compilation algorithm serves two purposes. First, it makes clear that Qunity is realizable on a quantum computer. Realizability is not immediately clear from the definitions of Qunity’s semantics; some quantum languages like Lineal [3] and the zx-calculus [36] allow for programs to be written with norm-*increasing* semantics and thus have no physical interpretation. Second, it gives an intuition on what is actually happening step-by-step in the physical computer, and answers questions about data representation, automatic uncomputation, the interplay between Qunity’s pure and mixed modes of computation.

Our main result, proven in Appendix E, is summarized by the following theorem:

THEOREM 6.1. *There is a recursive procedure that compiles any well-typed Qunity program to a qubit-based circuit consisting only of single-qubit gates and controlled operators. The unitary semantics of this low-level circuit will correspond closely to the (potentially norm-decreasing) semantics of the Qunity program, as made precise by Definitions 6.2 and 6.3 in Section 6.3 below.*

6.1 Overview

Compiling Qunity programs to qubit circuits happens in two stages: from Qunity programs to high-level circuits, and from high-level circuits to low-level qubit circuits. More precisely:

The **input** is a valid typing judgment, as defined in Section 3, for either an expression or program, pure or mixed. We assume that the compiler has access to the proof of validity for the typing judgment, and our compiler (like our semantics) is defined as a recursive function of this proof.

An **intermediate representation** uses quantum circuits of the sort found in most quantum computing textbooks, with two notable exceptions:

- (1) The wires in the circuit correspond to the Hilbert spaces defined in Definition 4.2, rather than single qubits. In our circuit diagrams, we will label wires with the Hilbert space they represent and a “slash” pointing to the labelled wire. This is useful because it is easier to analyze circuit semantics if we can algebraically manipulate vectors in the direct sum of Hilbert spaces rather than the corresponding qubit encodings of these vectors. Using wires to represent the direct sum of Hilbert spaces is unconventional, but not unheard of in graphical quantum languages [8].
- (2) The boxes in the circuit correspond to norm-non-increasing operators and trace-non-increasing superoperators rather than unitary operators and trace-preserving superoperators (CPTP maps). Again, this is not unheard of: Fault-tolerant quantum circuits are often drawn and analyzed with norm-decreasing “*r*-filter” projectors [15].

Some of our circuits will be “pure,” involving no measurement and described by norm-non-increasing linear operators. Others will be impure, potentially involving measurement and described by trace-non-increasing superoperators. In both cases, a vertical stacking of boxes represents a tensor product, a horizontal stacking of boxes represents function composition, and an empty wire represents the identity. Whenever we use a pure component described by the operator E within an impure circuit, it has superoperator semantics $\rho \mapsto E\rho E^\dagger$.

The **output** is a low-level qubit-based unitary quantum circuit of the sort standard in quantum computing literature. We provide circuit diagrams, and it should be obvious how to implement these circuits in a runnable quantum assembly language such as OpenQASM [12]. Here, wire labels indicate the number of qubits in a particular register, and unlabelled wires can be assumed to represent a single qubit. All of these circuits will be “pure” (unitary and measurement-free), and we assume that the controlled gate $|0\rangle\langle 0| \otimes \mathbb{I} + |1\rangle\langle 1| \otimes U$ is implementable whenever the unitary U can be, as this sort of quantum control is a primitive “gate modifier” in OpenQASM.

In what follows, we will refer to our intermediate circuit representation as “high-level circuits” and the target qubit language as “low-level circuits.” High-level circuits semantically described by superoperators will be referred to as “decoherence-based,” while those that are measurement-free will be referred to as “pure.” Section 6.2 outlines the compilation from Qunity programs to high-level circuits, and Section 6.3 outlines the compilation of these high-level circuits to low-level circuits.

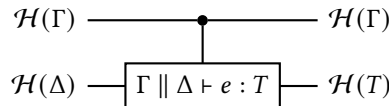
6.2 Qunity Programs to High-Level Circuits

Our compiler, like our denotational semantics, is a recursive function of a valid typing judgment. Sometimes we do not depend on the compiled subcircuit directly, but rather a transformed version of this circuit; we make it clear when we do this and show how to implement these circuit transformers in Appendix E.1. For each kind of judgment, we describe below the correspondence between the Qunity semantics and the high-level circuit semantics, and give an example of a compiled circuit.

Pure expressions. Given a judgment $(\Gamma \parallel \Delta \vdash e : T)$, the compiler produces a pure circuit with input space $\mathcal{H}(\Gamma) \otimes \mathcal{H}(\Delta)$ and output space $\mathcal{H}(\Gamma) \otimes \mathcal{H}(T)$. The semantics of this circuit C corresponds to Qunity expression semantics in the following way:

$$\langle \sigma, v | C | \sigma, \tau \rangle = \langle v | \llbracket \sigma : \Gamma \parallel \Delta \vdash e : T \rrbracket | \tau \rangle$$

Recall that the typing context $\Gamma \parallel \Delta$ is partitioned in two: left of the \parallel is the “classical” context Γ and right of it is the “quantum” context Δ . The semantics makes the distinction clear – Γ determines the classical parameter to the denotation, while Δ determines input Hilbert space. In the compilation setting, the story is slightly different. Because even classical computation may need to be done reversibly on quantum data, our compiler uses $\mathcal{H}(\Gamma)$ as an auxiliary Hilbert space holding the variables used in a classical way. Practically, “used in a classical way” means that the wires in this ancilla register are used only as “control” wires, so any data on this register remains unchanged in the standard basis. For this reason, we depict these gates in circuit diagrams with a control on the classical Γ register:



There are seven inference rules that define the pure expression typing relation, and in Appendix E we give a compiled circuit for each of these cases. As an example, Figure 20 shows the circuit for the T-PUREPAIR typing rule, which includes as subcircuits the compiled subexpressions. It uses

a “share” gate graphically represented by the “controlled cloud” component that copies quantum data in the standard basis, mapping $|\tau\rangle \mapsto |\tau, \tau\rangle$. We show how to implement this gate later, in Figure 24.

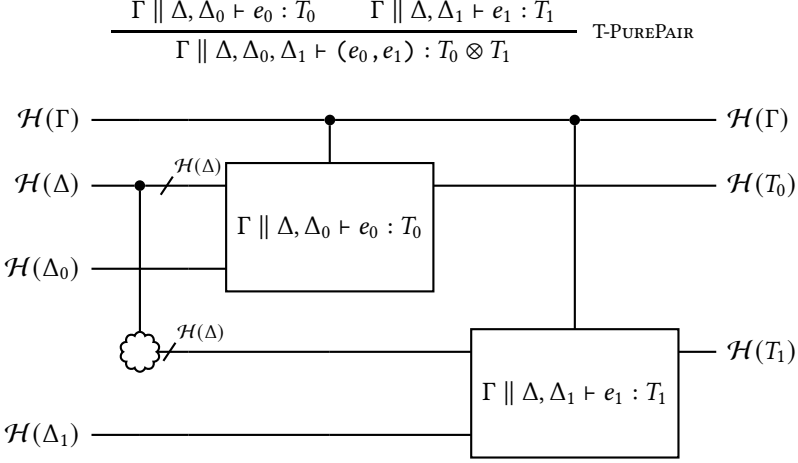


Fig. 20. T-PUREPAIR compilation

Pure programs. Given a judgment $(\vdash f : T \rightsquigarrow T')$, the compiler produces a pure circuit with input space $\mathcal{H}(T)$ and output space $\mathcal{H}(T')$. This circuit’s semantics are the same as $\llbracket \vdash f : T \rightsquigarrow T' \rrbracket$. As an example, Figure 21 shows the circuit for the T-PUREABS typing rule. Note that this circuit does not use the compiled circuit for $(\emptyset \parallel \Delta \vdash e : T)$ directly; rather, we use a transformed version: its *adjoint*. As described in Section 6.3, norm-decreasing operators in our high-level circuits are implemented by unitary operators in our low-level circuits by treating some of the wires as “prep wires” (initialized to zero) and some of the wires as “flag wires” (asserted to be zero upon termination). Whenever a norm-decreasing operator can be implemented, its adjoint can also be implemented by taking the adjoint of the underlying unitary and swapping the prep and flag wires, reversing the circuit and swapping the processes of qubit initialization and qubit termination. We describe this circuit transformer (and others) in more detail in Appendix E.1.

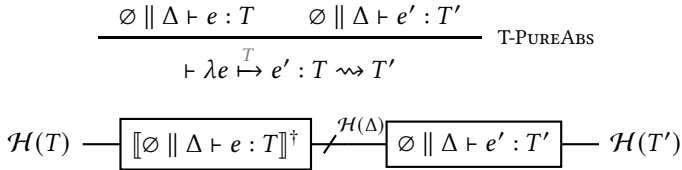


Fig. 21. T-PUREABS compilation

Mixed expressions. Given a judgment $(\Delta \Vdash e : T)$, the compiler produces a decoherence-based circuit with input space $\mathcal{H}(\Delta)$ and output space $\mathcal{H}(T)$. This circuit’s semantics are the same as $\llbracket \Delta \Vdash e : T \rrbracket$. As an example, Figure 22 shows the circuit for the T-MIXEDSWAP typing rule. This example demonstrates the benefit for the explicit exchange rules—exchange of variables corresponds to a SWAP gate in the quantum circuit.

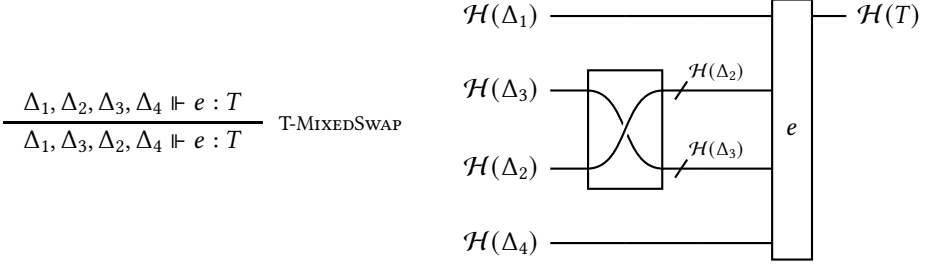


Fig. 22. T-MIXEDSWAP compilation

Mixed programs. Given a judgment $(\vdash f : T \Rightarrow T')$, the compiler produces a decoherence-based circuit with input space $\mathcal{H}(T)$ and output space $\mathcal{H}(T')$. This circuit's semantics is the same as $\llbracket \vdash f : T \Rightarrow T' \rrbracket$. As an example, Figure 23 shows the circuit for the T-MIXEDABS typing rule. This is the same as the T-PUREABS circuit, except that there is an extra context Δ_0 for unused variables, which are discarded.

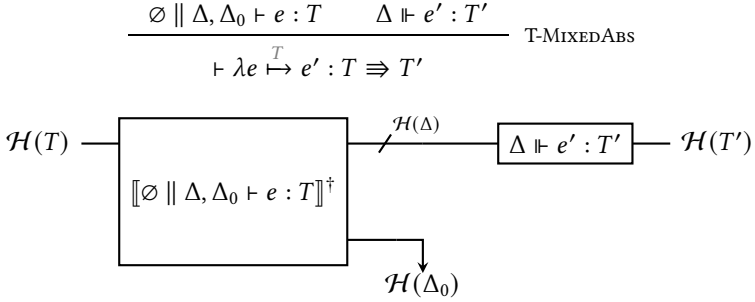


Fig. 23. T-MIXEDABS compilation

6.3 High-Level Circuits to Low-Level Circuits

The high-level circuits constructed in the previous section are convenient for analysis, in particular for our proofs of (in Appendix E). For these circuits to be runnable on quantum hardware, however, an additional compilation stage is necessary, transforming these high-level circuits into low-level ones. In particular, our high-level circuits manipulate values in $\mathbb{V}(T)$ in Hilbert space $\mathcal{H}(T)$ with $\dim(\mathcal{H}(T)) = |\mathbb{V}(T)|$, but low-level circuits use only qubits, working in the Hilbert space \mathbb{C}^{2^n} where n is the number of qubits on the quantum computer. Our compiler must then translate Qunity programs written for the Hilbert space $\mathcal{H}(T)$ into OpenQASM programs that use some $|\mathbb{V}(T)|$ -dimensional subspace of \mathbb{C}^{2^n} , and values in $\mathbb{V}(T)$ will be encoded into bitstrings in $\{0, 1\}^n$. This number of qubits n is determined from T by a function $\text{size}()$, shown below. Values in $\mathbb{V}(T)$ will end up encoded into bitstrings whose length is $\text{size}(T)$, where “++” denotes bitstring concatenation, per function $\text{encode}()$.

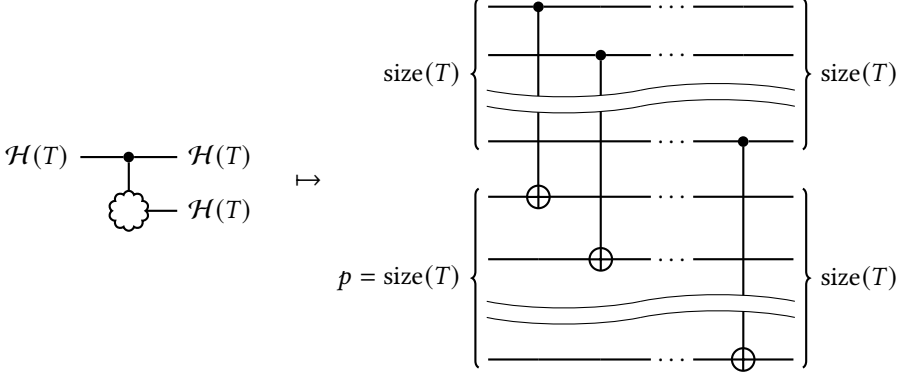


Fig. 24. A (high-level) “share” gate implemented by (low-level) CNOT gates

$$\begin{aligned}
 \text{size}(\text{Void}) &:= 0 & \text{encode}(\text{()}) &= "" \\
 \text{size}(\text{()}) &:= 0 & \text{encode}(\text{left}_{T_0 \oplus T_1} v) &= "0" ++ \text{encode}(v) \\
 \text{size}(T_0 \oplus T_1) &:= 1 + \max\{\text{size}(T_0), \text{size}(T_1)\} & \text{encode}(\text{right}_{T_0 \oplus T_1} v) &= "1" ++ \text{encode}(v) \\
 \text{size}(T_0 \otimes T_1) &:= \text{size}(T_0) + \text{size}(T_1) & \text{encode}((v_0, v_1)) &= \text{encode}(v_0) ++ \text{encode}(v_1)
 \end{aligned}$$

We can now be precise about what it means to implement a norm-non-increasing operator with a low-level circuit.

Definition 6.2. We say that it is possible to implement a norm-non-increasing operator $E : \mathcal{H}(T) \rightarrow \mathcal{H}(T')$ if there is a low-level circuit implementing a unitary operator $U : \mathbb{C}^{2^{\text{size}(T)+p}} \rightarrow \mathbb{C}^{2^{\text{size}(T')+f}}$ for some integers p and f such that for all $v \in \mathbb{V}(T), v' \in \mathbb{V}(T')$:

$$\left\langle \text{encode}(v'), \theta^{\otimes f} \middle| U \middle| \text{encode}(v), \theta^{\otimes p} \right\rangle = \langle v' | E | v \rangle$$

Here, p is the number of “prep” qubits initialized to $|\theta\rangle$, and f is the number of “flag” qubits asserted to be in the $|\theta\rangle$ state upon termination.

For example, consider the “share” gate graphically represented by the “controlled cloud” in Figure 20. This gate can be defined for any type T , where it is mathematically represented by the isometry $\sum_{v \in \mathbb{V}(T)} |v, v\rangle\langle v|$, copying a value in the standard basis. By Definition 6.2, one can implement this operator with $p = \text{size}(T)$ prep qubits and $f = 0$ flag qubits, using the series of CNOT gates shown in Figure 24.

Definition 6.2 can be adapted to the setting of decoherence and superoperators by including an additional “garbage” register. This is essentially the Stinespring dilation [20, p. 186], using the principle of deferred measurement to purify our computation and organize all of our measurements onto one segment of our output.

Definition 6.3. We say that it is possible to implement a trace-non-increasing superoperator $\mathcal{E} : \mathcal{L}(\mathcal{H}(T)) \rightarrow \mathcal{L}(\mathcal{H}(T'))$ if there is a qubit circuit implementing a unitary operator $U : \mathbb{C}^{2^{\text{size}(T)+p}} \rightarrow \mathbb{C}^{2^{\text{size}(T')+f+g}}$ for some integers p, f , and g such that for all $\rho \in \mathcal{L}(\mathcal{H}(T)), v'_1, v'_2 \in \mathbb{V}(T')$:

$$\langle v'_1 | \mathcal{E}(\rho) | v'_2 \rangle = \sum_{b \in \{0,1\}^g} \left\langle \text{encode}(v'_1), \theta^{\otimes f}, b \middle| U \left(\rho \otimes |\theta\rangle\langle\theta|^{\otimes p} \right) U^\dagger \middle| \text{encode}(v'_2), \theta^{\otimes f}, b \right\rangle$$

We have demonstrated a strategy for compiling Qunity programs to low-level qubit-based unitary circuits and proven that our procedure preserves the semantics, demonstrating that this language does indeed have a physical interpretation and could be run on quantum hardware. While classical computers can be modeled by logic gates acting on classical bits, it is far more convenient to use higher-level programming constructs for most tasks. Qunity’s design similarly abstracts away low-level qubit-based gates using techniques from quantum algorithms that are overlooked in existing languages. We hope that Qunity’s features can ease the implementation and analysis of complicated quantum algorithms written at a high level of abstraction.

ACKNOWLEDGMENTS

We thank Andrew Childs for helping us to understand the quantum algorithm designer’s perspective and for originally pointing us toward the BQP subroutine theorem. This material is based upon work supported by the U.S. Department of Energy, Office of Science, Office of Advanced Scientific Computing Research, Quantum Testbed Pathfinder Program under Award Number DE-SC0019040, and the Air Force Office of Scientific Research under Grant No. FA95502110051.

REFERENCES

- [1] T Altenkirch and J Grattage. 2005. A functional quantum programming language. In *20th Annual IEEE Symposium on Logic in Computer Science (LICS’ 05)*. IEEE, Chicago, IL, 249–258. <https://doi.org/10.1109/LICS.2005.1arXiv:quant-ph/0409065>
- [2] Andris Ambainis, Andrew M Childs, Ben W Reichardt, Robert Špalek, and Shengyu Zhang. 2010. Any AND-OR formula of size N can be evaluated in time $N^{1/2+o(1)}$ on a quantum computer. *SIAM J. Comput.* 39, 6 (2010), 2513–2530. <https://doi.org/10.1137/080712167>
- [3] Pablo Arrighi and Gilles Dowek. 2017. Lineal: A linear-algebraic Lambda-calculus. *Logical Methods in Computer Science* 13, 1 (March 2017). [https://doi.org/10.23638/LMCS-13\(1:8\)2017](https://doi.org/10.23638/LMCS-13(1:8)2017)
- [4] Sheldon Axler. 2015. *Linear Algebra Done Right* (third ed.). Springer, Cham. xvii + 340 pages. <https://doi.org/10.1007/978-3-319-11080-6>
- [5] Charles H Bennett, Ethan Bernstein, Gilles Brassard, and Umesh Vazirani. 1997. Strengths and Weaknesses of Quantum Computing. *SIAM J. Comput.* 26, 5 (1997), 1510–1523. <https://doi.org/10.1137/S0097539796300933arXiv:quant-ph/9701001>
- [6] Benjamin Bichsel, Maximilian Baader, Timon Gehr, and Martin Vechev. 2020. Silq: A High-Level Quantum Language with Safe Uncomputation and Intuitive Semantics. In *Proceedings of the 41st ACM SIGPLAN Conference on Programming Language Design and Implementation (London) (PLDI 2020)*. Association for Computing Machinery, New York, 286–300. <https://doi.org/10.1145/3385412.3386007> <https://www.sri.inf.ethz.ch/publications/bichsel2020silq>
- [7] Costin Bădescu and Prakash Panangaden. 2015. Quantum Alternation: Prospects and Problems. In *Proceedings of the 12th International Workshop on Quantum Physics and Logic*, Oxford, U.K., July 15–17, 2015 (*Electronic Proceedings in Theoretical Computer Science*, Vol. 195), Chris Heunen, Peter Selinger, and Jamie Vicary (Eds.). Open Publishing Association, Oxford, UK, 33–42. <https://doi.org/10.4204/EPTCS.195.3> arXiv:1511.01567 [cs.PL]
- [8] Kostia Chardonnet, Marc de Visme, Benoît Valiron, and Renaud Vilmart. 2022. The Many-Worlds Calculus: Representing Quantum Control. <https://hal.archives-ouvertes.fr/hal-03654190>
- [9] Andrew M Childs, Ben W Reichardt, Robert Spalek, and Shengyu Zhang. 2007. Every NAND formula of size N can be evaluated in time $N^{\frac{1}{2}+o(1)}$ on a quantum computer. arXiv:quant-ph/0703015
- [10] Vikraman Choudhury, Jacek Karwowski, and Amr Sabry. 2022. Symmetries in Reversible Programming: From Symmetric Rig Groupoids to Reversible Programming Languages. *Proc. ACM Program. Lang.* 6, POPL, Article 6 (Jan. 2022), 32 pages. <https://doi.org/10.1145/3498667>
- [11] Andrew W Cross, Lev S Bishop, John A Smolin, and Jay M Gambetta. 2017. Open Quantum Assembly Language. arXiv:1707.03429 [quant-ph] <https://github.com/Qiskit/openqasm/tree/OpenQASM2.x>
- [12] Andrew W Cross, Ali Javadi-Abhari, Thomas Alexander, Niel de Beaudrap, Lev S Bishop, Steven Heidel, Colm A Ryan, John Smolin, Jay M Gambetta, and Blake R Johnson. 2021. OpenQASM 3: A broader and deeper quantum assembly language. arXiv:2104.14722 [quant-ph] <https://qiskit.github.io/openqasm/>
- [13] David Deutsch. 1985. Quantum theory, the Church–Turing principle and the universal quantum computer. *Proceedings of the Royal Society of London A* 400, 1818 (1985), 97–117. <https://doi.org/10.1098/rspa.1985.0070>
- [14] Peng Fu, Kohei Kishida, and Peter Selinger. 2020. Linear Dependent Type Theory for Quantum Programming Languages. In *Proceedings of the 35th Annual ACM/IEEE Symposium on Logic in Computer Science (LICS ’20)*. Association

- for Computing Machinery, New York, NY, USA, 440–453. <https://doi.org/10.1145/3373718.3394765> arXiv:2004.13472
- [15] Daniel Gottesman. 2010. An Introduction to Quantum Error Correction and Fault-Tolerant Quantum Computation. In *Quantum Information Science and Its Contributions to Mathematics* (Washington, DC) (*Proceedings of Symposia in Applied Mathematics*, Vol. 68), Samuel J Lomonaco, Jr (Ed.). American Mathematical Society, Providence, RI. <https://doi.org/10.1090/psapm/068> arXiv:0904.2557 [quant-ph]
- [16] Jonathan Grattage. 2011. An Overview of QML With a Concrete Implementation in Haskell, In *Proceedings of the Joint 5th International Workshop on Quantum Physics and Logic and 4th Workshop on Developments in Computational Models (QPL/DCM 2008)*. *Electronic Notes in Theoretical Computer Science* 270, 1, 165–174. <https://doi.org/10.1016/j.entcs.2011.01.015> arXiv:0806.2735 [quant-ph]
- [17] Jonathan James Grattage. 2006. *A functional quantum programming language*. Ph.D. Dissertation. University of Nottingham. <http://eprints.nottingham.ac.uk/10250/>
- [18] Alexander S Green, Peter LeFanu Lumsdaine, Neil J Ross, Peter Selinger, and Benoît Valiron. 2013. Quipper: A Scalable Quantum Programming Language. In *Proceedings of the 34th ACM SIGPLAN Conference on Programming Language Design and Implementation* (Seattle, WA). Association for Computing Machinery, New York, NY, 333–342. <https://doi.org/10.1145/2491956.2462177> arXiv:1304.3390 [cs.PL]
- [19] Robert B. Griffiths and Chi-Sheng Niu. 1996. Semiclassical Fourier Transform for Quantum Computation. *Phys. Rev. Lett.* 76 (Apr 1996), 3228–3231. Issue 17. <https://doi.org/10.1103/PhysRevLett.76.3228> arXiv:quant-ph/9511007
- [20] Teiko Heinosaari and Mário Ziman. 2011. *The Mathematical Language of Quantum Theory: From Uncertainty to Entanglement*. Cambridge University Press, Cambridge. <https://doi.org/10.1017/CBO9781139031103>
- [21] Gérard Huet. 1980. Confluent Reductions: Abstract Properties and Applications to Term Rewriting Systems. *J. ACM* 27, 4 (Oct. 1980), 797–821. <https://doi.org/10.1145/322217.322230>
- [22] Phillip Kaye, Raymond Laflamme, and Michele Mosca. 2007. *An Introduction to Quantum Computing*. Oxford University Press, Oxford. 274 pages.
- [23] E Knill. 1996. *Conventions for quantum pseudocode*. Technical Report LA-UR-96-2724. Los Alamos National Lab. <https://doi.org/10.2172/366453>
- [24] Robin Kothari. 2014. *Efficient algorithms in quantum query complexity*. Ph.D. Dissertation. University of Waterloo. <http://hdl.handle.net/10012/8625>
- [25] Gushu Li, Li Zhou, Nengkun Yu, Yufei Ding, Mingsheng Ying, and Yuan Xie. 2020. Projection-Based Runtime Assertions for Testing and Debugging Quantum Programs. *Proc. ACM Program. Lang.* 4, OOPSLA, Article 150 (nov 2020), 29 pages. <https://doi.org/10.1145/3428218> arXiv:1911.12855 [cs.PL]
- [26] N. David Mermin. 2007. *Quantum Computer Science*. Cambridge University Press, Cambridge. <https://doi.org/10.1017/CBO9780511813870>
- [27] M. H. A. Newman. 1942. On Theories with a Combinatorial Definition of “Equivalence”. *Annals of Mathematics* 43, 2 (1942), 223–243. <https://doi.org/10.2307/1968867>
- [28] Michael A Nielsen and Isaac L Chuang. 2010. *Quantum Computation and Quantum Information* (10th anniversary ed.). Cambridge University Press, Cambridge, UK. xxxi + 676 pages.
- [29] Jennifer Paykin, Robert Rand, and Steve Zdancewic. 2017. QWIRE: A Core Language for Quantum Circuits. In *Proceedings of the 44th ACM SIGPLAN Symposium on Principles of Programming Languages* (Paris, France). Association for Computing Machinery, New York, NY, 846–858. <https://doi.org/10.1145/3009837.3009894> <https://www.cis.upenn.edu/~stevez/papers/abstracts.html#PRZ17>
- [30] John Preskill. 2018. Quantum Computing in the NISQ era and beyond. *Quantum* 2 (Aug. 2018). <https://doi.org/10.22331/q-2018-08-06-79> arXiv:1801.00862 [quant-ph]
- [31] Steven Roman. 2008. *Advanced Linear Algebra* (third ed.). Graduate Texts in Mathematics, Vol. 135. Springer, New York. xviii + 525 pages. <https://doi.org/10.1007/978-0-387-72831-5>
- [32] Neil Julien Ross. 2015. *Algebraic and Logical Methods in Quantum Computation*. Ph.D. Dissertation. Dalhousie University. arXiv:1510.02198 [quant-ph] <https://hdl.handle.net/10222/60819>
- [33] Amr Sabry, Benoît Valiron, and Juliana Kaizer Vizzotto. 2018. From Symmetric Pattern-Matching to Quantum Control. In *Foundations of Software Science and Computation Structures*, Christel Baier and Ugo Dal Lago (Eds.). Springer International Publishing, Cham, Switzerland, 348–364. https://doi.org/10.1007/978-3-319-89366-2_19 arXiv:1804.00952 [cs.LO]
- [34] Peter Selinger. 2004. Towards a quantum programming language. *Mathematical Structures in Computer Science* 14, 4 (2004), 527–586. <https://doi.org/10.1017/S0960129504004256> <https://www.mathstat.dal.ca/~selinger/papers.html#qpl>
- [35] Peter Selinger and Benoît Valiron. 2009. Quantum Lambda Calculus. In *Semantic Techniques in Quantum Computation*, Simon Gay and Ian Mackie (Eds.). Cambridge University Press, Cambridge, UK, 135–172. <https://doi.org/10.1017/CBO9781139193313.005> <https://www.mathstat.dal.ca/~selinger/papers/papers/#qlambdabook>
- [36] John van de Wetering. 2020. ZX-calculus for the working quantum computer scientist. arXiv:2012.13966 [quant-ph]

$$\begin{array}{c}
\frac{}{\text{iso}(())} \text{I-UNIT} \quad \frac{}{\text{iso}(x)} \text{I-VAR} \quad \frac{\text{iso}(e_0) \quad \text{iso}(e_1)}{\text{iso}((e_0, e_1))} \text{I-PAIR} \\
\\
\frac{\text{classical}(e) \quad \text{iso}(e) \quad \text{spanning}_T(e_1, \dots, e_n) \quad \text{iso}(e'_1) \quad \dots \quad \text{iso}(e'_n)}{\text{iso}\left(\text{ctrl } e \left\{ \begin{array}{l} e_1 \mapsto e'_1 \\ \dots \\ e_n \mapsto e'_n \end{array} \right\}_T\right)} \text{I-CTRL} \\
\\
\frac{\text{iso}(e)}{\text{iso}(\text{try } e \text{ catch } e')} \text{I-TRY} \quad \frac{\text{iso}(e')}{\text{iso}(\text{try } e \text{ catch } e')} \text{I-CATCH} \quad \frac{\text{iso}(f) \quad \text{iso}(e)}{\text{iso}(f e)} \text{I-APP} \\
\\
\frac{}{\text{iso}(u_3(r_\theta, r_\phi, r_\lambda))} \text{I-GATE} \quad \frac{}{\text{iso}(\text{left}_{T_0 \oplus T_1})} \text{I-LEFT} \quad \frac{}{\text{iso}(\text{right}_{T_0 \oplus T_1})} \text{I-RIGHT} \\
\\
\frac{\text{spanning}_T(e) \quad \text{iso}(e')}{\text{iso}(\lambda e \mapsto e')} \text{I-ABS} \quad \frac{}{\text{iso}\left(\text{rphase}_T \left\{ \begin{array}{l} e \mapsto r \\ \text{else} \mapsto r' \end{array} \right\}\right)} \text{I-RPHASE}
\end{array}$$

Fig. 25. Isometry inference rules

- [37] André van Tonder. 2004. A Lambda Calculus for Quantum Computation. *SIAM J. Comput.* 33, 5 (2004), 1109–1135. <https://doi.org/10.1137/S0097539703432165> arXiv:quant-ph/0307150
- [38] David Walker. 2004. Substructural Type Systems. In *Advanced Topics in Types and Programming Languages*, Benjamin C Pierce (Ed.). The MIT Press, Cambridge, MA, 588.
- [39] John Watrous. 2009. Quantum Computational Complexity. In *Encyclopedia of Complexity and Systems Science*, Robert A Meyers (Ed.). Springer, New York, NY, 7174–7201. https://doi.org/10.1007/978-0-387-30440-3_428 arXiv:0804.3401 [quant-ph]
- [40] Donald Yau. 2021. Symmetric Bimonoidal Categories and Monoidal Bicategories. <https://nilesjohnson.net/En-monoidal.html>
- [41] Mingsheng Ying. 2016. *Foundations of Quantum Programming*. Elsevier Science, Cambridge, MA. xii + 357 pages.

A ISOMETRY CHECKING AND TYPE SOUNDNESS

Qunity’s semantics use norm-decreasing operators and trace-decreasing superoperators, which can be interpreted operationally as a sort of “error.” This means that even well-typed Qunity programs are not necessarily error-free, which seems to indicate an unsound type system. To assuage these concerns, we use this appendix to discuss an additional judgment “iso” that can be used to statically determine whether a program belongs to a checkable class of error-free programs.

We write $\text{iso}(e)$ or $\text{iso}(f)$ to denote that expression e or program f is isometric. As will be made precise by Theorem A.2, this indicates that an expression or program has norm-preserving pure semantics or trace-preserving mixed semantics. This efficiently checkable property is defined by the inference rules in Figure 25.

Our isometry judgment depends on another that we also define here. We write “ $\text{classical}(e)$ ” to denote that expression e never creates superposition, defined by the inference rules in Figure 26. This property guarantees that the expression’s superoperator semantics have no probabilistic behavior, as made precise in Lemma A.1.

CONJECTURE A.1 (CLASSICAL SEMANTICS). *Suppose $(\Delta \Vdash e : T)$ and $\text{classical}(e)$ are valid, and suppose that $\tau \in \mathbb{V}(\Delta)$ and $v \in \mathbb{V}(T)$ are values. Then, $\langle v | \llbracket \Delta \Vdash e : T \rrbracket (\tau \times \tau) | v \rangle$ is either 0 or 1.*

$$\begin{array}{c}
\frac{}{\text{classical}(())} \text{ C-UNIT} \quad \frac{}{\text{classical}(x)} \text{ C-VAR} \quad \frac{\text{classical}(e_0) \quad \text{classical}(e_1)}{\text{classical}((e_0, e_1))} \text{ C-PAIR} \\
\\
\frac{\text{classical}(e) \quad \text{classical}(e_1) \quad \dots \quad \text{classical}(e_n) \quad \text{classical}(e'_1) \quad \dots \quad \text{classical}(e'_n)}{\text{classical}\left(\text{ctrl } e \left\{ \begin{array}{c} e_1 \mapsto e'_1 \\ \dots \\ e_n \mapsto e'_n \end{array} \right\}_T\right)} \text{ C-CTRL} \quad \frac{\text{classical}(e) \quad \text{classical}(e')}{\text{classical}(\text{try } e \text{ catch } e')} \text{ C-TRY} \\
\\
\frac{\text{classical}(e)}{\text{classical}(\text{left}_{T_0 \oplus T_1} e)} \text{ C-LEFT} \quad \frac{\text{classical}(e)}{\text{classical}(\text{right}_{T_0 \oplus T_1} e)} \text{ C-RIGHT} \\
\\
\frac{\text{classical}(e)}{\text{classical}(e \triangleright \text{rphase}_T \left\{ \begin{array}{c} e \mapsto r \\ \text{else} \mapsto r' \end{array} \right\})} \text{ C-RPHASE} \\
\\
\frac{\text{classical}(e_1) \quad \text{classical}(e_2) \quad \text{classical}(e_3)}{\text{classical}(\text{let } e_1 =_T e_2 \text{ in } e_3)} \text{ C-LET}
\end{array}$$

Fig. 26. Classical inference rules

CONJECTURE A.2 (NORM- AND TRACE-PRESERVING SEMANTICS). *The iso judgment corresponds to norm- or trace-preserving semantics:*

- Whenever $(\Gamma \parallel \Delta \vdash e : T)$ and $\text{iso}(e)$ are valid, $\llbracket \sigma : \Gamma \parallel \Delta \vdash e : T \rrbracket^\dagger \llbracket \sigma : \Gamma \parallel \Delta \vdash e : T \rrbracket = \mathbb{I}$.
- Whenever $(\vdash f : T \rightsquigarrow T')$ and $\text{iso}(f)$ are valid, $\llbracket \vdash f : T \rightsquigarrow T' \rrbracket^\dagger \llbracket \vdash f : T \rightsquigarrow T' \rrbracket = \mathbb{I}$.
- Whenever $(\Delta \Vdash e : T)$ and $\text{iso}(e)$ are valid, $\text{tr}(\llbracket \Delta \Vdash e : T \rrbracket(\rho)) = \text{tr}(\rho)$.
- Whenever $(\vdash f : T \Rightarrow T')$ and $\text{iso}(f)$ are valid, $\text{tr}(\llbracket \vdash f : T \Rightarrow T' \rrbracket(\rho)) = \text{tr}(\rho)$.

B ADDITIONAL EXAMPLE: THE DEUTSCH-JOZSA ALGORITHM

Given an oracle computing the (constant or balanced) function $f : \{0, 1\}^n \rightarrow \{0, 1\}$ for some n , the Deutsch-Jozsa algorithm can be framed as three steps:

- (1) Prepare the state $|+\rangle^{\otimes n}$.
- (2) Coherently perform the map:

$$|x\rangle \mapsto (-1)^{f(x)} |x\rangle$$

- (3) Perform a measurement that determines whether the state is still $|+\rangle^{\otimes n}$. If $|+\rangle^{\otimes n}$ is measured, then output “1” to indicate that f is constant. If some orthogonal state is measured, then output “0” to indicate that f is balanced.

$$\text{deutsch-jozsa}_n(f) := \left(\begin{array}{l} \text{let } x =_{\text{Bit}^{\otimes n}} \text{plus}^{\otimes n} \text{ in} \\ \text{ctrl } (f \ x) \left\{ \begin{array}{l} \emptyset \mapsto x \\ 1 \mapsto x \triangleright \text{gphase}_{\text{Bit}^{\otimes n}}(\pi) \end{array} \right\}_{\text{Bit}^{\otimes n}} \\ \triangleright \text{equals}_{\text{Bit}^{\otimes n}}(\text{plus}^{\otimes n}) \end{array} \right)$$

Fig. 27. The Deutsch-Jozsa algorithm implemented in Qunity

Like in Deutsch’s algorithm in Section 1.1, this succinct interpretation is straightforward to implement in Qunity even if f is computed via an arbitrary quantum algorithm. Figure 27 shows our Qunity implementation, and Qunity’s type system should assign the following type to this program:

CONJECTURE B.1.

$$\frac{\vdash f : \text{Bit} \Rightarrow \text{Bit}^{\otimes n}}{\emptyset \Vdash \text{deutsch-jozsa}_n(f) : \text{Bit}}$$

C REAL CONSTANTS

Qunity syntax, defined in Figure 3, depends on some representation of real constants r . These constants may involve computation using standard (classical) scientific calculator operations, but their values cannot depend on the results of quantum computation because they are compile-time constants. In Figure 28, we present one possible definition for these real constants. This definition is largely inspired by OpenQASM’s [12] real constants, making compilation to OpenQASM more straightforward. Like OpenQASM, we use the letter “ ε ” to stand for Euler’s number $e \approx 2.7$, in our case to avoid conflict with the letter “ e ” used to represent expressions.

$n \in \{0, 1, \dots\}$	<i>(natural)</i>
$r ::=$	<i>(real)</i>
π	<i>(pi)</i>
ε	<i>(Euler’s number)</i>
n	<i>(natural)</i>
$-r$	<i>(negation)</i>
$r + r$	<i>(addition)</i>
$r * r$	<i>(multiplication)</i>
r / r	<i>(division)</i>
$\sin(r)$	<i>(sine)</i>
$\cos(r)$	<i>(cosine)</i>
$\tan(r)$	<i>(tangent)</i>
$\arcsin(r)$	<i>(inverse sine)</i>
$\arccos(r)$	<i>(inverse cosine)</i>
$\arctan(r)$	<i>(inverse tangent)</i>
$\exp(r)$	<i>(exponential function)</i>
$\ln(r)$	<i>(natural logarithm)</i>
$\text{sqrt}(r)$	<i>(square root)</i>

Fig. 28. Real constants

This syntax does allow for invalid constants to be constructed, like “1/0.” It may seem problematic that our semantic proofs ignore this possibility and assume that any real constant r is a valid real number. However, Qunity’s design ensures that these real computations never must be done at runtime, so in practice any invalid constants can be caught before running on quantum hardware.

D WELL-DEFINED SEMANTICS

Qunity's semantics $\llbracket \cdot \rrbracket$ is defined as a function of a valid typing judgment. More precisely, it is defined as a recursive function of the *proof of validity* for a typing judgment. However, our notation treats it as a function of the typing judgment itself. For this notation to be well-defined, we must show that the derived semantics are independent of the particular proof used to prove a typing judgment.

The induction strategy used in our proof depends on the notion of *proof depth*, and on semantics being well-defined up to a particular proof depth.

Definition D.1 (proof depth). Suppose P is a proof of any typing judgment. If P is not proven in terms of any other typing judgments, then $\text{depth}(P) = 0$. If P is proven in terms of typing proofs $\{P_1, \dots, P_n\}$, then $\text{depth}(P) = 1 + \max\{\text{depth}(P_1), \dots, \text{depth}(P_n)\}$.

Definition D.2 (equivalent proofs). Suppose P_1 and P_2 are two typing proofs. We say that P_1 and P_2 are equivalent proofs if any of the following are true:

- P_1 is a proof of $(\Gamma \parallel p_1(\Delta) \vdash e : T)$ and P_2 is a proof of $(\Gamma \parallel p_2(\Delta) \vdash e : T)$ for some list permutations p_1 and p_2 .
- P_1 is a proof of $(p_1(\Delta) \Vdash e : T)$ and P_2 is a proof of $(p_2(\Delta) \Vdash e : T)$ for some list permutations p_1 and p_2 .
- P_1 and P_2 are two proofs of the same program typing judgment $(\vdash f : F)$.

Definition D.3 (equivalent semantics). Suppose P_1 and P_2 are equivalent proofs. We say that P_1 and P_2 have equivalent semantics if the following are true:

- If P_1 is a proof of $(\Gamma \parallel p_1(\Delta) \vdash e : T)$ and P_2 is a proof of $(\Gamma \parallel p_2(\Delta) \vdash e : T)$, then $\llbracket \sigma : P_1 \rrbracket |p_1(\tau)\rangle = \llbracket \sigma : P_2 \rrbracket |p_2(\tau)\rangle$ for all $\sigma \in \mathbb{V}(\Gamma), \tau \in \mathbb{V}(\Delta)$.
- If P_1 is a proof of $(p_1(\Delta) \Vdash e : T)$ and P_2 is a proof of $(p_2(\Delta) \Vdash e : T)$, then $\llbracket P_1 \rrbracket (|p_1(\tau')\rangle \langle p_1(\tau)|) = \llbracket P_2 \rrbracket (|p_2(\tau')\rangle \langle p_2(\tau)|)$ for all $\tau, \tau' \in \mathbb{V}(\Delta)$.
- If P_1 and P_2 are two proofs of $(\vdash f : F)$, then $\llbracket P_1 \rrbracket = \llbracket P_2 \rrbracket$.

We say that Qunity semantics is well-defined up to depth n if P_1 and P_2 have equivalent semantics for any equivalent proofs with $\text{depth}(P_1) + \text{depth}(P_2) \leq n$.

We now use these definitions to prove that Qunity's semantics is well-defined.

PROOF OF THEOREM 4.3. We will prove by induction that Qunity semantics is well-defined up to depth n for any natural number n .

- Base case: Qunity semantics is well-defined up to depth 0. Consider two typing proofs P_1 and P_2 such that $\text{depth}(P_1) = \text{depth}(P_2) = 0$. In this case, both P_1 and P_2 are proven using a single inference rule. The possible cases for the rules used to prove P_1 and P_2 are: T-UNIT, T-CVAR, T-QVAR, T-GATE, T-LEFT, T-RIGHT. We can safely assume that both P_1 and P_2 were proven using the same inference rule, as each rule applies to a different syntax, except for T-CVAR and T-QVAR, which apply to different contexts. P_1 and P_2 are thus identical proofs (up to permutation of contexts) and thus have equivalent semantics.
- Qunity semantics is well-defined up to depth $(n + 1)$. Assume by inductive hypothesis that Qunity semantics is well-defined up to depth n . Suppose P_1 and P_2 are two typing proofs such that $\text{depth}(P_1) + \text{depth}(P_2) \leq n + 1$, and consider all of the cases for the rules used to prove P_1 and P_2 :
 - The same rule is used to prove both proofs. Both proofs will also use equivalent subproofs because our typing relation is deterministic and fixes the typing context. Our inductive hypothesis says that these subproofs have equivalent semantics, and thus P_1 and P_2 have equivalent semantics.

- Either proof uses T-PURESWAP. Without loss of generality, assume it is P_1 that proves $(\Gamma \parallel p_1(\Delta) \vdash e : T)$ using the T-PURESWAP rule. P_1 is then proven in terms of another proof P_0 of $(\Gamma \parallel p_0(p_1(\Delta)) \vdash e : T)$, where p_0 is the list permutation implementing the swap of variables. The semantics of T-PURESWAP is defined so that $\llbracket P_0 \rrbracket |p_0(p_1(\tau))\rangle = \llbracket P_1 \rrbracket |p_1(\tau)\rangle$. Our inductive hypothesis lets us assume that $\llbracket P_0 \rrbracket |p_0(p_1(\tau))\rangle = \llbracket P_2 \rrbracket |p_2(\tau)\rangle$, which then implies that $\llbracket P_1 \rrbracket |p_1(\tau)\rangle = \llbracket P_2 \rrbracket |p_2(\tau)\rangle$.
- Either proof uses T-MIXEDSWAP. The semantics are then equivalent for the same reason as the T-PURESWAP case.
- T-MIX and T-MIXEDPAIR. The judgment being proven is of the form $(p(\Delta, \Delta_0, \Delta_1) \Vdash (e_0, e_1) : T_0 \otimes T_1)$. Without loss of generality, assume P_1 uses T-MIX to prove $(p_1(\Delta, \Delta_0, \Delta_1) \Vdash (e_0, e_1) : T_0 \otimes T_1)$ and P_2 uses T-MIXEDPAIR to prove $(p_2(\Delta), p_{20}(\Delta_0), p_{21}(\Delta_1)) \Vdash (e_0, e_1) : T_0 \otimes T_1)$. Then P_1 is proven in terms of some proof P_3 of $(\emptyset \parallel p_1(\Delta, \Delta_0, \Delta_1) \vdash (e_0, e_1) : T_0 \otimes T_1)$, and P_2 is proven in terms of some proofs P_{40} of $(p_2(\Delta), p_{20}(\Delta_0) \vdash e_0 : T_0)$ and P_{41} of $(p_2(\Delta), p_{21}(\Delta_1) \vdash e_1 : T_1)$. It is not hard to see that both the P_3 proof and the P_4 proofs can be proven in terms of some proofs P_{50} of $(\emptyset \parallel p_5(\Delta), p_{50}(\Delta_0) \vdash e_0 : T_0)$ and P_{51} of $(\emptyset \parallel p_5(\Delta), p_{51}(\Delta_1) \vdash e_1 : T_1)$, as the type system guarantees that (e_0, e_1) can be purely typed if and only if both e_0 and e_1 are. Further, these proofs are necessarily of smaller depth, meaning that our inductive hypothesis can be applied, and we can conclude that:

$$\begin{aligned}
& \llbracket P_1 \rrbracket (|p_1(\tau', \tau'_0, \tau'_1)\rangle \chi |p_1(\tau, \tau_0, \tau_1)\rangle) \\
&= \llbracket P_3 \rrbracket |p_1(\tau', \tau'_0, \tau'_1)\rangle \chi |p_1(\tau, \tau_0, \tau_1)\rangle \llbracket P_3 \rrbracket^\dagger \\
&= (\llbracket P_{50} \rrbracket |p_5(\tau'), p_{50}(\tau'_0)\rangle \otimes \llbracket P_{51} \rrbracket |p_5(\tau'), p_{51}(\tau'_1)\rangle) \left(\langle p_5(\tau), p_{50}(\tau_0) | \llbracket P_{50} \rrbracket^\dagger \otimes \langle p_5(\tau), p_{51}(\tau_1) | \llbracket P_{51} \rrbracket^\dagger \right) \\
&= \llbracket P_{50} \rrbracket |p_5(\tau'), p_{50}(\tau'_0)\rangle \chi |p_5(\tau), p_{50}(\tau_0)\rangle \llbracket P_{50} \rrbracket^\dagger \otimes \llbracket P_{51} \rrbracket |p_5(\tau'), p_{51}(\tau'_1)\rangle \chi |p_5(\tau), p_{51}(\tau_1)\rangle \llbracket P_{51} \rrbracket^\dagger \\
&= \llbracket P_{40} \rrbracket (|p_2(\tau'), p_{20}(\tau'_0)\rangle \chi |p_2(\tau), p_{20}(\tau_0)\rangle) \otimes \llbracket P_{41} \rrbracket (|p_2(\tau'), p_{21}(\tau'_1)\rangle \chi |p_2(\tau), p_{21}(\tau_1)\rangle) \\
&= \llbracket P_2 \rrbracket (|p_2(\tau'), p_{20}(\tau'_0), p_{21}(\tau'_1)\rangle \chi |p_2(\tau), p_{20}(\tau_0), p_{21}(\tau_1)\rangle)
\end{aligned}$$

- T-MIX and T-MIXEDAPP. This case is very similar. The judgment being proven is of the form $(p(\Delta) \Vdash f e : T)$. Assume without loss of generality that P_1 proves $(p_1(\Delta) \Vdash f e : T)$ using rule T-MIX in terms of a proof P_3 of $(\emptyset \parallel p_1(\Delta) \vdash f e : T)$, and that P_2 proves $(p_2(\Delta) \Vdash f e : T)$ using rule T-MIXEDAPP in terms of a proof P_{4e} of $(p_2(\Delta) \vdash e : T')$ and a proof P_{4f} of $(\vdash f : T' \Rightarrow T)$. It is again not hard to see that both the P_3 proof and the P_4 proofs can be proven in terms of a proof P_{5e} of $(\emptyset \parallel p_2(\Delta) \vdash e : T')$ and a proof P_{5f} of $(\vdash f : T' \Rightarrow T)$. These proofs are of smaller depth, so we can use our inductive hypothesis to conclude:

$$\begin{aligned}
& \llbracket P_1 \rrbracket (|p_1(\tau')\rangle \chi |p_1(\tau)\rangle) \\
&= \llbracket P_3 \rrbracket |p_1(\tau')\rangle \chi |p_1(\tau)\rangle \llbracket P_3 \rrbracket^\dagger \\
&= \llbracket P_{5f} \rrbracket \llbracket P_{5e} \rrbracket |p_5(\tau')\rangle \chi |p_5(\tau)\rangle \llbracket P_{5e} \rrbracket^\dagger \llbracket P_{5f} \rrbracket^\dagger \\
&= \llbracket P_{4f} \rrbracket (\llbracket P_{4e} \rrbracket (|p_2(\tau')\rangle \chi |p_2(\tau)\rangle)) \\
&= \llbracket P_2 \rrbracket (|p_2(\tau')\rangle \chi |p_2(\tau)\rangle)
\end{aligned}$$

- T-CHANNEL and T-MIXEDABS. The judgment being proven is $(\vdash \lambda e \xrightarrow{T} e' : T \Rightarrow T')$. Assume without loss of generality that P_1 is proven using rule T-CHANNEL in terms of a

proof P_3 of $(\vdash \lambda e \xrightarrow{T} e' : T \rightsquigarrow T')$, and that P_2 is proven using rule T-MIXEDABS in terms of a proof P_4 of $(\emptyset \parallel \Delta \vdash e : T)$ and a proof P'_4 of $(\Delta \Vdash e' : T')$. (We don't have to include a discarded context Δ_0 because we know this function is also purely typed.) Then these subproofs can be proven in terms of P_4 and a proof P'_5 of $(\emptyset \parallel \Delta e' : T')$, and we can use our inductive hypothesis to prove P_1 and P_2 semantics equivalent:

$$\begin{aligned}
& \llbracket P_1 \rrbracket (|v' \rangle \langle v|) \\
&= \llbracket P_3 \rrbracket |v' \rangle \langle v| \llbracket P_3 \rrbracket^\dagger \\
&= \llbracket P'_5 \rrbracket \llbracket P_4 \rrbracket^\dagger |v' \rangle \langle v| \llbracket P_4 \rrbracket \llbracket P'_5 \rrbracket^\dagger \\
&= \llbracket P'_4 \rrbracket \left(\llbracket P_4 \rrbracket^\dagger |v' \rangle \langle v| \llbracket P_4 \rrbracket \right) \\
&= \llbracket P_2 \rrbracket (|v' \rangle \langle v|)
\end{aligned}$$

- Any other cases are impossible because the typing rules target conflicting syntax or conflicting contexts. The cases above are the only ones where the same judgment can be proven using different rules.

□

E FULL COMPILATION

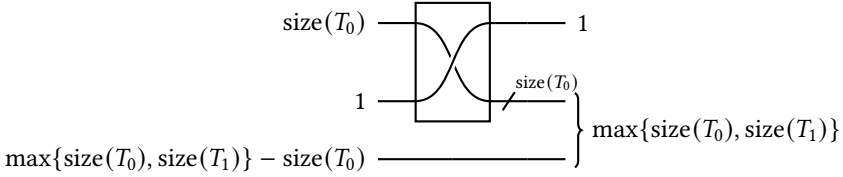
In Section 6, we outline our procedure for compiling Qunity programs to low-level quantum circuits. In this appendix, we assume the reader has already read that section and cover the details we previously omitted, justifying that this strategy does indeed output correct circuits. This appendix is organized in the reverse order of Section 6: we construct Qunity semantics from the bottom-up, starting from low-level circuits.

E.1 Low-Level Circuits and Higher-Level Circuits

First, we construct the direct sum injections, used in several of the higher-level circuits.

LEMMA E.1. *It is always possible to implement the direct sum injections $\llbracket \text{left}_{T_0 \oplus T_1} \rrbracket$ and $\llbracket \text{right}_{T_0 \oplus T_1} \rrbracket$.*

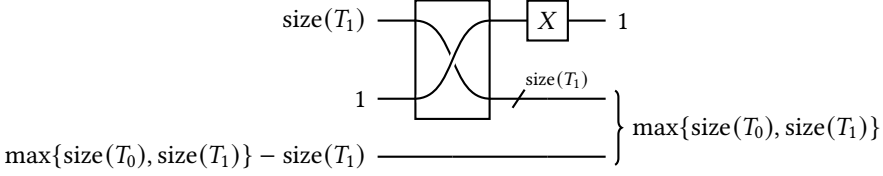
PROOF. First, one can implement the operator $\text{left}_{T_0 \oplus T_1} : \mathcal{H}(T_0) \rightarrow \mathcal{H}(T_0) \oplus \mathcal{H}(T_1)$ using $n_p = 1 + \max\{\text{size}(T_0), \text{size}(T_1)\} - \text{size}(T_0)$ and $n_f = 0$ with this circuit:



Using U to represent the qubit-based unitary implemented by this circuit, we can show that it meets the needed criteria:

$$\begin{aligned}
 & \langle \text{enc}(\text{left}_{T_0 \oplus T_1} v'), 0 | U | \text{enc}(v), 0, 0 \rangle \\
 &= \langle 0, \text{enc}(v'), 0 | U | \text{enc}(v), 0, 0 \rangle \\
 &= \langle 0, \text{enc}(v'), 0 | 0, \text{enc}(v), 0 \rangle \\
 &= \langle \text{enc}(v') | \text{enc}(v) \rangle \\
 &= \langle v' | v \rangle \\
 &= (\langle v' | \oplus 0) (|v\rangle \oplus 0) \\
 &= \langle \text{left}_{T_0 \oplus T_1} v' | \text{left}_{T_0 \oplus T_1} |v\rangle \\
 & \quad \langle \text{enc}(\text{right}_{T_0 \oplus T_1} v'), 0 | U | \text{enc}(v), 0, 0 \rangle \\
 &= \langle 1, \text{enc}(v'), 0 | U | \text{enc}(v), 0, 0 \rangle \\
 &= \langle 1, \text{enc}(v'), 0 | 0, \text{enc}(v), 0 \rangle \\
 &= 0 \\
 &= (0 \oplus \langle v' |) (|v\rangle \oplus 0) \\
 &= \langle \text{right}_{T_0 \oplus T_1} v' | \text{left}_{T_0 \oplus T_1} |v\rangle
 \end{aligned}$$

Similarly, one can implement the operator $\text{right}_{T_0 \oplus T_1} : \mathcal{H}(T_1) \rightarrow \mathcal{H}(T_0) \oplus \mathcal{H}(T_1)$ using $n_p = 1 + \max\{\text{size}(T_0), \text{size}(T_1)\} - \text{size}(T_1)$ and $n_F = 0$ like this:



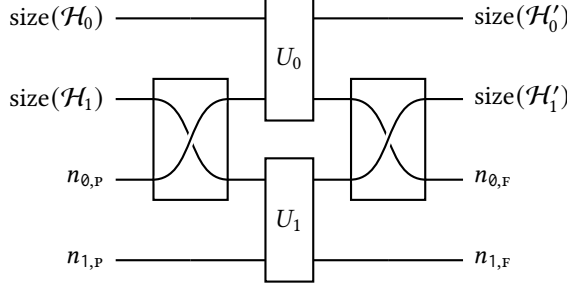
$$\begin{aligned}
 & \langle \text{enc}(\text{left}_{T_0 \oplus T_1} v'), 0 | U | \text{enc}(v), 0, 0 \rangle \\
 &= \langle 0, \text{enc}(v'), 0 | U | \text{enc}(v), 0, 0 \rangle \\
 &= \langle 0, \text{enc}(v'), 0 | 1, \text{enc}(v), 0 \rangle \\
 &= \langle \text{enc}(v') | \text{enc}(v) \rangle \\
 &= 0 \\
 &= (\langle v' | \oplus 0) (0 \oplus |v\rangle) \\
 &= ((\text{left}_{T_0 \oplus T_1} v' | \oplus 0) \text{right}_{T_0 \oplus T_1} |v\rangle) \\
 & \quad \langle \text{enc}(0 \oplus v), 0 | U | \text{enc}(v), 0, 0 \rangle \\
 &= \langle 1, \text{enc}(v'), 0 | U | \text{enc}(v), 0, 0 \rangle \\
 &= \langle 1, \text{enc}(v'), 0 | 1, \text{enc}(v), 0 \rangle \\
 &= \langle \text{enc}(v') | \text{enc}(v) \rangle \\
 &= \langle v' | v \rangle \\
 &= (0 \oplus \langle v' |) (|v\rangle \oplus 0) \\
 &= ((\text{right}_{T_0 \oplus T_1} v' |) \text{left}_{T_0 \oplus T_1} |v\rangle)
 \end{aligned}$$

□

When we construct circuits of these Kraus operators, we are implicitly using three things: identity operators (represented by empty wires), tensor products (represented by vertically-stacked gates), and operator composition (represented by horizontally-stacked gates). To justify this form of circuit diagram, we must show that these constructions are always possible. It is always possible to implement the identity operator $\mathbb{I} : \mathcal{H}(T) \rightarrow \mathcal{H}(T)$, by using $n_p = n_F = 0$ and an identity circuit. The next two lemmas demonstrate that tensor products and compositions are possible.

LEMMA E.2. *Suppose it is possible to implement the operators $E_0 : \mathcal{H}_0 \rightarrow \mathcal{H}'_0$ and $E_1 : \mathcal{H}_1 \rightarrow \mathcal{H}'_1$. Then it is possible to implement the operator $E_0 \otimes E_1 : \mathcal{H}_0 \otimes \mathcal{H}_1 \rightarrow \mathcal{H}'_0 \otimes \mathcal{H}'_1$.*

PROOF. Assume E_0 is implemented by U_0 with $n_{0,p}$ prep wires and $n_{0,f}$ flag wires, and assume that E_1 is implemented by U_1 with $n_{1,p}$ prep wires and $n_{1,f}$ flag wires. The following qubit circuit U then implements $E_0 \otimes E_1$ with $(n_{0,p} + n_{1,p})$ prep wires and $(n_{0,f} + n_{1,f})$ flag wires:

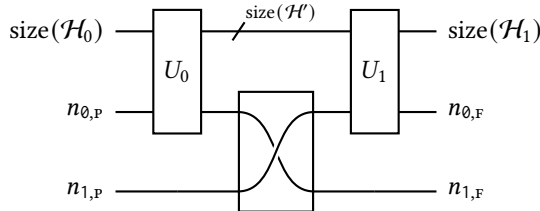


$$\begin{aligned}
& \langle \text{enc}(v'_0), \text{enc}(v'_1), 0, 0 | U | \text{enc}(v_0), \text{enc}(v_1), 0, 0 \rangle \\
&= \langle \text{enc}(v'_0), 0, \text{enc}(v'_1), 0 | (U_0 \otimes U_1) | \text{enc}(v_0), 0, \text{enc}(v_1), 0 \rangle \\
&= \langle \text{enc}(v'_0), 0 | U_0 | \text{enc}(v_0), 0 \rangle \cdot \langle \text{enc}(v'_1), 0 | U_1 | \text{enc}(v_1), 0 \rangle \\
&= \langle v'_0 | E_0 | v_0 \rangle \cdot \langle v'_1 | E_1 | v_1 \rangle \\
&= \langle v'_0, v'_1 | (E_0 \otimes E_1) | v_0, v_1 \rangle
\end{aligned}$$

□

LEMMA E.3. Suppose it is possible to implement the operators $E_0 : \mathcal{H}_0 \rightarrow \mathcal{H}'$ and $E_1 : \mathcal{H}' \rightarrow \mathcal{H}_1$. Then it is possible to implement the operator $E_1 E_0 : \mathcal{H}_0 \rightarrow \mathcal{H}_1$.

PROOF. Assume E_0 is implemented by U_0 with $n_{0,P}$ prep wires and $n_{0,F}$ flag wires, and assume that E_1 is implemented by U_1 with $n_{1,P}$ prep wires and $n_{1,F}$ flag wires. Let B' be a basis for \mathcal{H}' . The following qubit circuit U then implements $E_1 E_0$ with $(n_{0,P} + n_{1,P})$ prep wires and $(n_{0,F} + n_{1,F})$ flag wires:



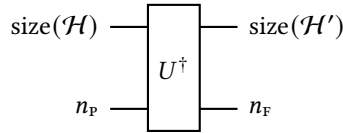
$$\begin{aligned}
& \langle \text{enc}(v_1), 0, 0 | U | \text{enc}(v_0), 0, 0 \rangle \\
&= \langle \text{enc}(v_1), 0, 0 | (U_1 \otimes \mathbb{I})(\mathbb{I} \otimes \text{SWAP})(U_0 \otimes \mathbb{I}) | \text{enc}(v_0), 0, 0 \rangle \\
&= \langle \text{enc}(v_1), 0 | U_1(\mathbb{I} \otimes |0\rangle\langle 0|)(U_0 \otimes \mathbb{I}) | \text{enc}(v_0), 0, 0 \rangle \\
&= \sum_{b \in \{0,1\}^{\text{size}(\mathcal{H}')}} \langle \text{enc}(v_1), 0 | U_1 | b, 0 \rangle \langle b, 0 | U_0 | \text{enc}(v_0), 0 \rangle \\
&= \sum_{|v'\rangle \in B'} \langle \text{enc}(v_1), 0 | C(E_1) | \text{enc}(v'), 0 \rangle \langle \text{enc}(v'), 0 | C(E_0) | \text{enc}(v_0), 0 \rangle \\
&= \sum_{|v'\rangle \in B'} \langle v_1 | E_1 | v' \rangle \langle v' | E_0 | v_0 \rangle \\
&= \langle v_1 | E_1 \left(\sum_{|v'\rangle \in B'} |v'\rangle \langle v'| \right) E_0 | v_0 \rangle \\
&= \langle v_1 | E_1 \mathbb{I} E_0 | v_0 \rangle \\
&= \langle v_1 | E_1 E_0 | v_0 \rangle
\end{aligned}$$

□

The adjoint is another useful construction that we will need in Appendix E.2, motivating the following lemma:

LEMMA E.4. *Suppose it is possible to implement the operator $E : \mathcal{H} \rightarrow \mathcal{H}'$. Then it is possible to implement the operator $E^\dagger : \mathcal{H}' \rightarrow \mathcal{H}$.*

PROOF. Assume E is implemented by U with n_p prep wires and n_f flag wires. Given the circuit for U , one can construct a circuit for U^\dagger in the standard way: by taking the adjoint of each gate in the circuit and reversing the order. This circuit U^\dagger then implements E^\dagger with n_f prep wires and n_p flag wires.

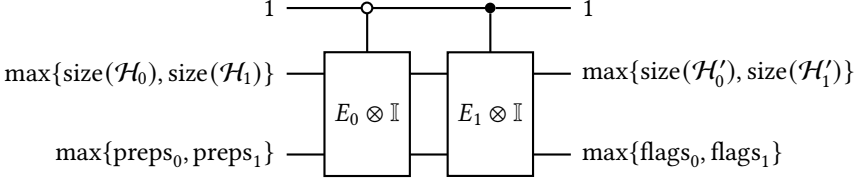


$$\begin{aligned}
& \langle \text{enc}(v'), 0 | U^\dagger | \text{enc}(v), 0 \rangle \\
&= (\langle \text{enc}(v), 0 | U | \text{enc}(v'), 0 \rangle)^* \\
&= (\langle v | E | v' \rangle)^* \\
&= \langle v' | E^\dagger | v \rangle
\end{aligned}$$

□

LEMMA E.5. *Suppose it is possible to implement the operators $E_0 : \mathcal{H}_0 \rightarrow \mathcal{H}'_0$ and $E_1 : \mathcal{H}_1 \rightarrow \mathcal{H}'_1$. Then it is possible to implement the operator $E_0 \oplus E_1 : \mathcal{H}_0 \oplus \mathcal{H}_1 \rightarrow \mathcal{H}'_0 \oplus \mathcal{H}'_1$.*

PROOF. Assume E_0 is implemented with preps_0 prep wires and flags_0 flag wires, and assume that E_1 is implemented with preps_1 prep wires and flags_1 flag wires. The following qubit circuit then implements $E_0 \oplus E_1$ with $\max\{\text{preps}_0 + \text{preps}_1\}$ prep wires and $\max\{\text{flags}_0 + \text{flags}_1\}$ flag wires:



$$\begin{aligned}
\langle 0, \text{enc}(v'_0), 0 | C(E_0 \oplus E_1) | 0, \text{enc}(v_0), 0 \rangle &= \langle \text{enc}(v'_0), 0 | C(E_0) | \text{enc}(v_0), 0 \rangle \\
&= \langle v'_0 | E_0 | v_0 \rangle \\
&= (\langle v'_0 | \oplus 0)(E_0 \oplus E_1)(|v_0\rangle \oplus 0) \\
\langle 1, \text{enc}(v'_0), 0 | C(E_0 \oplus E_1) | 0, \text{enc}(v_0), 0 \rangle &= 0 \\
&= (0 \oplus \langle v'_0 |)(E_0 \oplus E_1)(|v_0\rangle \oplus 0) \\
\langle 1, \text{enc}(v'_1), 0 | C(E_0 \oplus E_1) | 1, \text{enc}(v_1), 0 \rangle &= \langle \text{enc}(v'_1), 0 | C(E_1) | \text{enc}(v_1), 0 \rangle \\
&= \langle v'_1 | E_1 | v_1 \rangle \\
&= (0 \oplus \langle v'_1 |)(E_0 \oplus E_1)(0 \oplus |v_1\rangle) \\
\langle 0, \text{enc}(v'_0), 0 | C(E_0 \oplus E_1) | 1, \text{enc}(v_0), 0 \rangle &= 0 \\
&= (\langle v'_0 | \oplus 0)(E_0 \oplus E_1)(0 \oplus |v_0\rangle)
\end{aligned}$$

□

It is standard to use the tensor product monoidally, implicitly using vector space isomorphisms $(\mathcal{H}_1 \otimes \mathcal{H}_2) \otimes \mathcal{H}_3 \approx \mathcal{H}_1 \otimes (\mathcal{H}_2 \otimes \mathcal{H}_3)$ and $\mathbb{C} \otimes \mathcal{H} \approx \mathcal{H} \approx \mathcal{H} \otimes \mathbb{C}$. Under the most general definition of the tensor product, these are isomorphisms rather than strict equality [31, Chapter 14], but these isomorphisms can typically be used implicitly. Our encoding ensures that these implicit isomorphisms do require any low-level gates because $\text{enc}((v_1, v_2), v_3) = \text{enc}((v_1, (v_2, v_3)))$ and $\text{enc}(((), v)) = \text{enc}(v) = \text{enc}((v, ()))$.

Similarly, it will be convenient for our analysis in Appendix E.2 to treat the direct sum monoidally, implicitly using isomorphisms $(\mathcal{H}_1 \oplus \mathcal{H}_2) \oplus \mathcal{H}_3 \approx \mathcal{H}_1 \oplus (\mathcal{H}_2 \oplus \mathcal{H}_3)$ and $\{0\} \oplus \mathcal{H} \approx \mathcal{H} \approx \mathcal{H} \oplus \{0\}$. However, these isomorphisms *do* correspond to different encodings, so we must show how to implement them. Note that the additive unit isomorphisms were already implemented in Lemma E.1. They are $\text{left}_{T \oplus \text{Void}}$ and $\text{right}_{\text{Void} \oplus T}$, and their inverses are their adjoints as compiled in Lemma E.4. The following lemma demonstrates how to compile the associativity isomorphism:

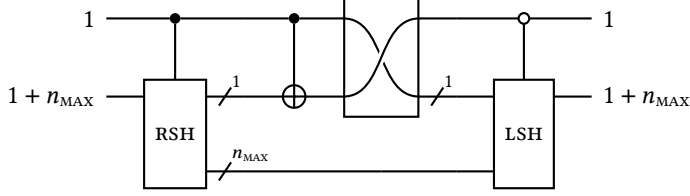
LEMMA E.6. *Let T_1, T_2 , and T_3 be arbitrary types. Then it is possible to implement the direct sum's associativity isomorphism $\text{ASSOC} : (\mathcal{H}(T_1) \oplus \mathcal{H}(T_2)) \oplus \mathcal{H}(T_3) \rightarrow \mathcal{H}(T_1) \oplus (\mathcal{H}(T_2) \oplus \mathcal{H}(T_3))$.*

PROOF. Define the following integers:

$$\begin{aligned}
n_{\text{MAX}} &= \max\{\text{size}(T_1), \text{size}(T_2), \text{size}(T_3)\} \\
n_{\text{P}} &= n_{\text{MAX}} - \max\{\max\{\text{size}(T_1), \text{size}(T_2)\}, \text{size}(T_3) - 1\} \\
n_{\text{F}} &= n_{\text{MAX}} - \max\{\text{size}(T_1) - 1, \max\{\text{size}(T_2), \text{size}(T_3)\}\}
\end{aligned}$$

We can implement “shifting” operations RSH and LSH via a series of swap gates that enacts a rotation permutation, so that $\text{RSH} |\psi_1, \psi_2, \dots, \psi_{n-1}, \psi_n\rangle = |\psi_n, \psi_1, \psi_2, \dots, \psi_{n-1}\rangle$ and $\text{LSH} = \text{RSH}^{-1}$. The

following qubit circuit U then implements the associator with the defined n_p and n_F .



We can show that this circuit has the desired behavior:

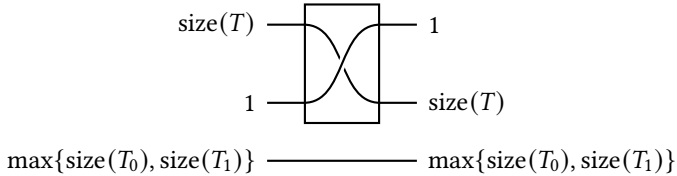
$$\begin{aligned}
 & |\text{enc}(\text{left}_{(T_1 \oplus T_2) \oplus T_3}(\text{left}_{T_1 \oplus T_2} v)), 0\rangle \\
 &= |0, 0, \text{enc}(v), 0\rangle \\
 &\mapsto^* |0, \text{enc}(v), 0, 0\rangle \\
 &= |\text{enc}(\text{left}_{T_1 \oplus (T_2 \oplus T_3)} v), 0\rangle \\
 &= |\text{enc}(\text{left}_{(T_1 \oplus T_2) \oplus T_3}(\text{right}_{T_1 \oplus T_2} v)), 0\rangle \\
 &= |0, 1, \text{enc}(v), 0\rangle \\
 &\mapsto^* |1, 0, \text{enc}(v), 0\rangle \\
 &= |\text{enc}(\text{right}_{T_1 \oplus (T_2 \oplus T_3)}(\text{left}_{T_2 \oplus T_3} v)), 0\rangle \\
 &= |\text{enc}(\text{right}_{(T_1 \oplus T_2) \oplus T_3} v), 0\rangle \\
 &= |1, \text{enc}(v), 0\rangle \\
 &\mapsto |1, 0, \text{enc}(v), 0\rangle \\
 &\mapsto |1, 1, \text{enc}(v), 0\rangle \\
 &= |\text{enc}(\text{right}_{T_1 \oplus (T_2 \oplus T_3)}(\text{right}_{T_2 \oplus T_3} v)), 0\rangle
 \end{aligned}$$

□

We can now implement the monoidal isomorphisms for the tensor product and direct sum, but we will also need *distributivity* of the tensor product over the direct sum, part of the definition of a *bimonoidal category* [40] (sometimes known as a “rig category” [10]).

LEMMA E.7. *Let T , T_0 , and T_1 be arbitrary types. It is possible to implement the distributivity isomorphism $\text{DISTR} : \mathcal{H}(T) \otimes (\mathcal{H}(T_0) \oplus \mathcal{H}(T_1)) \cong (\mathcal{H}(T) \otimes \mathcal{H}(T_0)) \oplus (\mathcal{H}(T) \otimes \mathcal{H}(T_1))$, which acts like $|v\rangle \otimes (|v_0\rangle \oplus |v_1\rangle) \mapsto |v, v_0\rangle \oplus |v, v_1\rangle$.*

PROOF. This can be done with no prep or flag wires:



It should be clear from the value encoding that this circuit has the correct behavior. □

In the high-level circuits, we will often use some transformation of the DISTR construction, for example:

- its adjoint $(\mathcal{H}(T) \otimes \mathcal{H}(T_0)) \oplus (\mathcal{H}(T) \otimes \mathcal{H}(T_1)) \cong \mathcal{H}(T) \otimes (\mathcal{H}(T_0) \oplus \mathcal{H}(T_1))$,

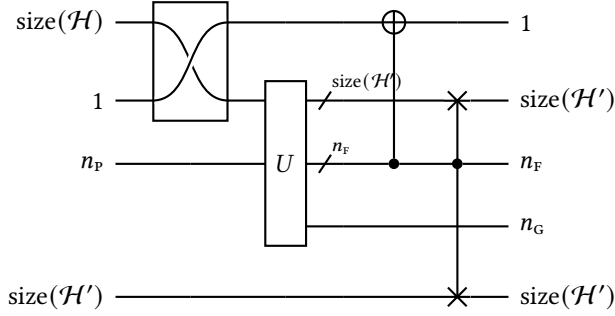
- its composition with swaps $(\mathcal{H}(T_0) \oplus \mathcal{H}(T_1)) \otimes \mathcal{H}(T) \cong (\mathcal{H}(T_0) \otimes \mathcal{H}(T)) \oplus (\mathcal{H}(T_1) \otimes \mathcal{H}(T))$,
- compositions of distributions $(\mathcal{H}(T_{00}) \oplus \mathcal{H}(T_{01})) \otimes (\mathcal{H}(T_{10}) \oplus \mathcal{H}(T_{11})) \cong (\mathcal{H}(T_{00}) \otimes \mathcal{H}(T_{10})) \oplus (\mathcal{H}(T_{00}) \otimes \mathcal{H}(T_{11})) \oplus (\mathcal{H}(T_{01}) \otimes \mathcal{H}(T_{10})) \oplus (\mathcal{H}(T_{01}) \otimes \mathcal{H}(T_{11}))$.

We will denote all of these as “DISTR,” but the transformation being applied should always be clear from context.

LEMMA E.8 (MIXED ERROR HANDLING). *Suppose it is possible to implement the completely positive trace-non-increasing linear superoperator $\mathcal{E} \in \mathcal{L}(\mathcal{L}(\mathcal{H}), \mathcal{L}(\mathcal{H}'))$. Then, it is possible to implement a completely positive trace-preserving linear superoperator $\text{CPTP}(\mathcal{E}) \in \mathcal{L}(\mathcal{L}(\mathcal{H}), \mathcal{L}(\mathcal{H}' \oplus \mathbb{C}))$ such that for all $\rho \in \mathcal{L}(\mathcal{H})$,*

$$\text{CPTP}(\mathcal{E})(\rho) = \mathcal{E}(\rho) \oplus (1 - \text{tr}(\mathcal{E}(\rho))).$$

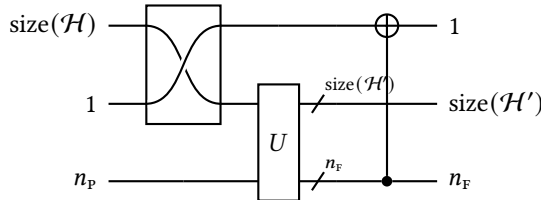
PROOF. Assuming \mathcal{E} is implemented by the unitary U with n_p prep wires, n_f flag wires, and n_g garbage wires, the following circuit achieves the desired result with $n_p + \text{size}(\mathcal{H}') + 1$ prep wires, no flag wires, and $n_f + \text{size}(\mathcal{H}') + n_g$ garbage wires:



This circuit works by turning flag wires from \mathcal{E} into garbage wires for $\text{CPTP}(\mathcal{E})$. The first qubit is used as an indicator of failure, and in the event of failure, the output of U is treated as garbage and replaced with a fresh set of $|0\rangle$ qubits from the prep register, as required by the bitstring encoding of sum types. Here, the “control” on the flag wires should be understood to apply the gate conditioned on *any* of the qubits on the control register being in the $|1\rangle$ state; this may be easiest to implement in a language like OpenQASM using a control construct conditioned on *all* of the qubits on the control register being in the $|0\rangle$ state, properly sandwiched by Pauli-X gates. \square

LEMMA E.9 (PURE ERROR HANDLING). *Suppose it is possible to implement a Kraus operator $E : \mathcal{H} \rightarrow \mathcal{H}'$. Then it is possible to implement a norm-preserving operator $E_F : \mathcal{H} \rightarrow \mathcal{H}' \oplus \mathcal{H}_F$ for some “flag space” \mathcal{H}_F such that $\llbracket \text{left}_{T \oplus T'} \rrbracket^\dagger E_F = E$.*

PROOF. This is very similar to the mixed case, but a bit simpler because we do not have to worry about “zeroing out” part of the output in the case of failure. Assuming E is implemented by the unitary U with n_p prep wires and n_f flag wires, the following circuit achieves the desired result with $n_p + 1$ prep wires, no flag wires, and $\mathcal{H}_F = \mathbb{C}^{2^{\text{size}(\mathcal{H}') + n_f}}$.

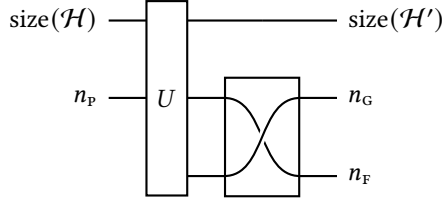


Interpret the multiply-controlled operator here the same way as in the previous lemma: conditioned on *any* of the qubits being in the $|1\rangle$ state. It should be clear that projecting onto the left subspace by applying the $\llbracket \text{left}_{T \oplus T'} \rrbracket^\dagger$ gate is projecting onto the subspace where the first qubit is in the $|\emptyset\rangle$ state, which corresponds to the original behavior of operator E . \square

LEMMA E.10 (PURIFICATION). *Suppose it is possible to implement the completely positive trace-non-increasing linear superoperator $\mathcal{E} \in \mathcal{L}(\mathcal{L}(\mathcal{H}), \mathcal{L}(\mathcal{H}'))$. Then, it is possible to implement a Kraus operator $E \in \mathcal{L}(\mathcal{H}, \mathcal{H}' \otimes \mathcal{H}_G)$ for some “garbage” Hilbert space \mathcal{H}_G with the following property: for any $\rho \in \mathcal{L}(\mathcal{H})$, $|\psi\rangle \in \mathcal{H}'$, there is some $|g_{\rho,\psi}\rangle \in \mathcal{H}_G$ such that*

$$\langle \psi | \mathcal{E}(\rho) | \psi \rangle = \langle g_{\rho,\psi}, \psi | E \rho E^\dagger | g_{\rho,\psi}, \psi \rangle$$

PROOF. Assuming \mathcal{E} is implemented by the unitary U with n_p prep wires, n_f flag wires, and n_g garbage wires, the following circuit achieves the desired result with n_p prep wires and n_f flag wires by setting $\mathcal{H}_G = \mathbb{C}^{2^{n_g}}$:



This circuit simply feeds the existing garbage wires into an additional output. \square

Definition E.11 (indexed injection). For notational convenience, for any Hilbert spaces $\{\mathcal{H}_1, \dots, \mathcal{H}_n\}$ we define $\text{inj}_j : \mathcal{H}_j \rightarrow \bigoplus_{k=1}^n \mathcal{H}_k$ to be the indexed injection into the j^{th} subspace. Precisely,

$$\text{inj}_j |v\rangle = 0^{\oplus(j-1)} \oplus |v\rangle \oplus 0^{\oplus(n-j)}$$

Next, we consider some results about how to implement trace-non-increasing superoperators with low-level qubit-based unitaries.

LEMMA E.12. *For any type T , it is possible to implement a superoperator $\mathcal{E} : \mathcal{L}(\mathcal{H}(T)) \rightarrow \mathcal{L}(\mathcal{H}(()))$ that computes the trace of its input, effectively discarding it.*

PROOF. This gate is implemented with an empty (identity) circuit by setting $n_p = n_f = 0$, $n_g = \text{size}(T)$.

$$\text{size}(T) \text{ --- } n_g$$

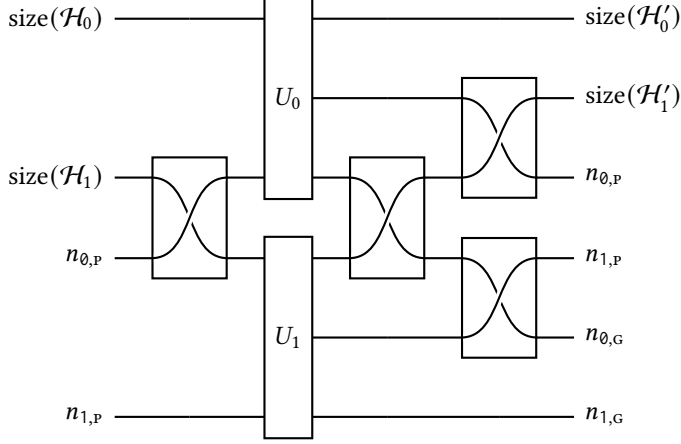
$$\begin{aligned} & \sum_{g \in \{\emptyset, 1\}^{\text{size}(T)}} \langle \text{encode}(()), g | \mathbb{I} \rho \mathbb{I}^\dagger | \text{encode}(()), g \rangle \\ &= \text{tr}(\rho) \end{aligned}$$

\square

In Appendix E.2, we will also be constructing circuits from these trace-non-increasing superoperators. Again, we must justify this by demonstrating that tensor products and function composition are possible.

LEMMA E.13. *Suppose it is possible to implement the superoperators $\mathcal{E}_0 : \mathcal{L}(\mathcal{H}_0) \rightarrow \mathcal{L}(\mathcal{H}'_0)$ and $\mathcal{E}_1 : \mathcal{L}(\mathcal{H}_1) \rightarrow \mathcal{L}(\mathcal{H}'_1)$. Then it is possible to implement the operator $\mathcal{E}_0 \otimes \mathcal{E}_1 : \mathcal{L}(\mathcal{H}_0 \otimes \mathcal{H}_1) \rightarrow \mathcal{L}(\mathcal{H}'_0 \otimes \mathcal{H}'_1)$.*

PROOF. Assume E_0 is implemented by U_0 with $n_{0,P}$ prep wires, $n_{0,F}$ flag wires, and n_G garbage wires. Assume E_1 is implemented by U_1 with $n_{1,P}$ prep wires, $n_{1,F}$ flag wires, and n_G garbage wires. The following qubit circuit U then implements $E_0 \otimes E_1$ with $n_P = (n_{0,P} + n_{1,P})$ prep wires, $n_F = (n_{0,F} + n_{1,F})$ flag wires, and $n_G = (n_{0,G} + n_{1,G})$ garbage wires:

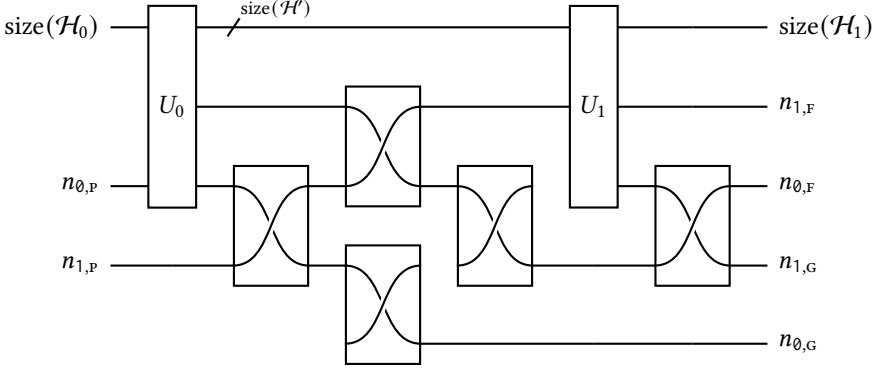


$$\begin{aligned}
& \sum_{g_0 \in \{0,1\}^{n_{0,G}}} \sum_{g_1 \in \{0,1\}^{n_{0,G}}} \langle \text{encode}(v'_{0,1}), \text{encode}(v'_{1,1}), 0, g_0, g_1 | U (\rho_0 \otimes \rho_1 \otimes |\emptyset\rangle\langle\emptyset|) \\
& \quad \cdot U^\dagger | \text{encode}(v'_{0,2}), \text{encode}(v'_{1,2}), \emptyset, g_0, g_1 \rangle \\
&= \sum_{g_0 \in \{0,1\}^{n_{0,G}}} \sum_{g_1 \in \{0,1\}^{n_{0,G}}} \langle \text{encode}(v'_{0,1}), \emptyset, g_0, \text{encode}(v'_{1,1}), \emptyset, g_1 | (U_0 \otimes U_1) (\rho_0 \otimes \otimes |\emptyset\rangle\langle\emptyset| \otimes \rho_1 \otimes |\emptyset\rangle\langle\emptyset|) \\
& \quad \cdot (U_0 \otimes U_1)^\dagger | \text{encode}(v'_{0,2}), \emptyset, g_0, \text{encode}(v'_{1,2}), \emptyset, g_1 \rangle \\
&= \sum_{g_0 \in \{0,1\}^{n_{0,G}}} \langle \text{encode}(v'_{0,1}), \emptyset, g_0 | U_0 (\rho_0 \otimes |\emptyset\rangle\langle\emptyset|) U_0^\dagger | \text{encode}(v'_{0,2}), \emptyset, g_0 \rangle \\
& \quad \cdot \sum_{g_1 \in \{0,1\}^{n_{0,G}}} \langle \text{encode}(v'_{1,1}), \emptyset, g_1 | (\rho_1 \otimes |\emptyset\rangle\langle\emptyset|) U_1^\dagger | \text{encode}(v'_{1,2}), \emptyset, g_1 \rangle \\
&= \langle v'_{0,1} | \mathcal{E}_0(\rho_0) | v'_{0,2} \rangle \cdot \langle v'_{1,1} | \mathcal{E}_1(\rho_1) | v'_{1,2} \rangle \\
&= \langle v'_{0,1}, v'_{1,1} | (\mathcal{E}_0 \otimes \mathcal{E}_1)(\rho_0 \otimes \rho_1) | v'_{0,2}, v'_{1,2} \rangle
\end{aligned}$$

□

LEMMA E.14. Suppose it is possible to implement the superoperators $\mathcal{E}_0 : \mathcal{L}(\mathcal{H}_0) \rightarrow \mathcal{L}(\mathcal{H}')$ and $\mathcal{E}_1 : \mathcal{L}(\mathcal{H}') \rightarrow \mathcal{L}(\mathcal{H}_1)$. Then it is possible to implement the operator $\mathcal{E}_1 \circ \mathcal{E}_0 : \mathcal{L}(\mathcal{H}_0) \rightarrow \mathcal{L}(\mathcal{H}_1)$.

PROOF. Assume E_0 is implemented by U_0 with $n_{0,P}$ prep wires, $n_{0,F}$ flag wires, and n_G garbage wires. Assume E_1 is implemented by U_1 with $n_{1,P}$ prep wires, $n_{1,F}$ flag wires, and n_G garbage wires. The following qubit circuit U then implements $E_0 \otimes E_1$ with $n_P = (n_{0,P} + n_{1,P})$ prep wires, $n_F = (n_{0,F} + n_{1,F})$ flag wires, and $n_G = (n_{0,G} + n_{1,G})$ garbage wires:



As with the other compositions, we're grouping the flags from the two together and grouping the garbage from the two together. This diagram uses a couple of `SWAP` gates that do not correspond to physical gates but are just there to ensure wires in the diagram don't collide. This is necessary because of the way that we are using single wires to represent different numbers of qubits, for example the unitaries U_0 and U_1 would have the same number of input qubits as output qubits. \square

E.2 Higher-Level Circuits from Qunity

Here we give the compiled circuits for all of the typing judgment cases and demonstrate algebraically that they are correct.

$$T\text{-UNIT.} \quad \begin{array}{c} \mathcal{H}(\Gamma) \text{ — } \mathcal{H}(\Gamma) \\ \mathcal{H}(\emptyset) \text{ — } \mathcal{H}(\emptyset) \end{array}$$

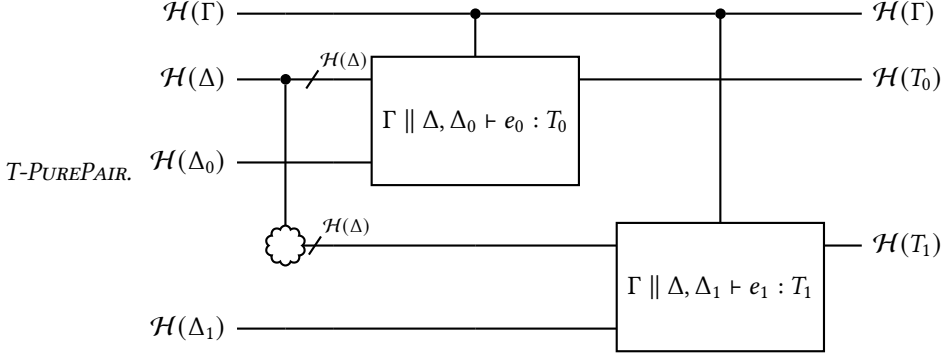
$$\begin{aligned} |\sigma, \emptyset\rangle &\in \mathcal{H}(\Gamma) \otimes \mathcal{H}(\emptyset) \\ &= |\sigma, ()\rangle \in \mathcal{H}(\Gamma) \otimes \mathcal{H}(\emptyset) \end{aligned}$$

$$T\text{-CVAR.} \quad \begin{array}{c} \mathcal{H}(\Gamma) \text{ — } \mathcal{H}(\Gamma) \\ \mathcal{H}(x : T) \text{ — } \bullet \text{ — } \mathcal{H}(x : T) \\ \mathcal{H}(\Gamma') \text{ — } \mathcal{H}(\Gamma') \\ \mathcal{H}(\emptyset) \text{ — } \text{cloud} \text{ — } \mathcal{H}(T) \end{array}$$

$$\begin{aligned} |\sigma, x \mapsto v, \sigma'\rangle &\in \mathcal{H}(\Gamma, x : T, \Gamma') \\ \mapsto |\sigma, x \mapsto v, \sigma', v\rangle &\in \mathcal{H}(\Gamma, x : T, \Gamma') \otimes \mathcal{H}(T) \end{aligned}$$

$$T\text{-QVAR.} \quad \begin{array}{c} \mathcal{H}(\Gamma) \text{ — } \mathcal{H}(\Gamma) \\ \mathcal{H}(x : T) \text{ — } \mathcal{H}(T) \end{array}$$

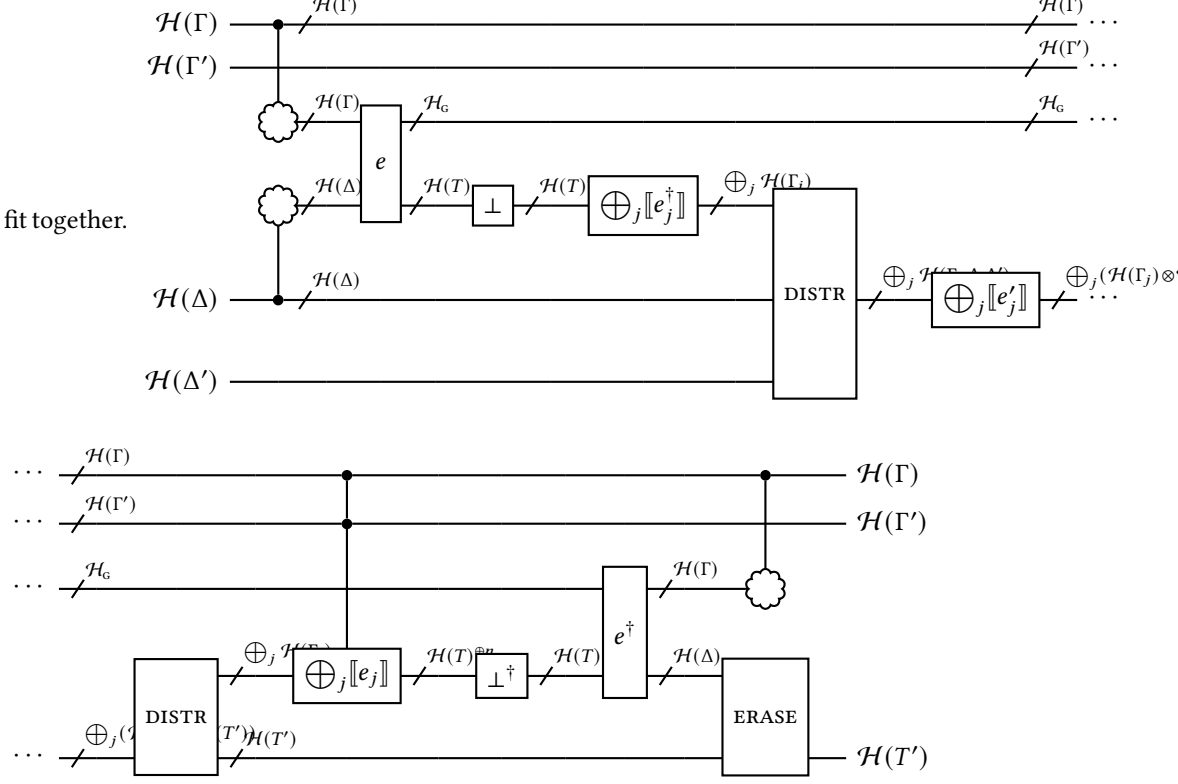
$$\begin{aligned} |\sigma, x \mapsto v\rangle &\in \mathcal{H}(\Gamma, x : T) \\ &= |\sigma, v\rangle \in \mathcal{H}(\Gamma) \otimes \mathcal{H}(T) \end{aligned}$$



$$\begin{aligned}
& |\sigma, \tau, \tau_0, \tau_1\rangle && \in \mathcal{H}(\Gamma, \Delta, \Delta_0, \Delta_1) \\
\mapsto & |\sigma, \tau, \tau_0, \tau, \tau_1\rangle && \in \mathcal{H}(\Gamma, \Delta, \Delta_0, \Delta, \Delta_1) \\
\mapsto & |\sigma\rangle \otimes \llbracket \sigma : \Gamma \parallel \Delta, \Delta_0 \vdash e_0 : T_0 \rrbracket |\tau, \tau_0\rangle \otimes |\tau, \tau_1\rangle && \in \mathcal{H}(\Gamma) \otimes \mathcal{H}(T_0) \otimes \mathcal{H}(\Delta, \Delta_1) \\
\mapsto & |\sigma\rangle \otimes \llbracket \sigma : \Gamma \parallel \Delta, \Delta_0 \vdash e_0 : T_0 \rrbracket |\tau, \tau_0\rangle \otimes \llbracket \sigma : \Gamma \parallel \Delta, \Delta_1 \vdash e_1 : T_1 \rrbracket |\tau, \tau_1\rangle && \in \mathcal{H}(\Gamma) \otimes \mathcal{H}(T_0 \otimes T_1)
\end{aligned}$$

T-CTRL. The compiled circuit for T-CTRL uses modified versions of its subcircuits. We use Lemma E.10 to get a purified version of the circuit for e with semantics $\llbracket e \rrbracket : \mathcal{H}(\Gamma, \Delta) \rightarrow \mathcal{H}(T) \otimes \mathcal{H}_G$. Here, \mathcal{H}_G is some “garbage” Hilbert space containing vectors $\{|g_{\sigma, \tau, v}\rangle : \sigma \in \mathbb{V}(\Gamma), \tau \in \mathbb{V}(\Delta), v \in \mathbb{V}(T)\} \subset \mathcal{H}_G$ such that $\llbracket e \rrbracket |\sigma, \tau\rangle = \sum_{v \in \mathbb{V}(T)} \langle g_{\sigma, \tau, v} | \llbracket e \rrbracket |\sigma, \tau\rangle \cdot |g_{\sigma, \tau, v}\rangle$ for all σ, τ, v . We also use Lemma E.9 to get a fallible version of the circuit for e_j with isometric semantics $\llbracket e_j^\dagger \rrbracket : \mathcal{H}(T) \rightarrow \mathcal{H}_j \oplus \mathcal{H}(\Gamma_j)$ and its adjoint $\llbracket e_j \rrbracket : \mathcal{H}_j \oplus \mathcal{H}(\Gamma_j) \rightarrow \mathcal{H}(T)$, where \mathcal{H}_j is some “error” Hilbert space corresponding to e_j . Lemma E.9 will ensure that $\llbracket e_j^\dagger \rrbracket |v\rangle = (|a_{j, v}\rangle \oplus 0) + \sum_{\sigma_j \in \mathbb{V}(\Gamma_j)} \langle \sigma_j | \llbracket e_j^\dagger \rrbracket |v\rangle \cdot (0 \oplus |\sigma_j\rangle)$ for some “error state” $|a_{j, v}\rangle \in \mathcal{H}_j$.

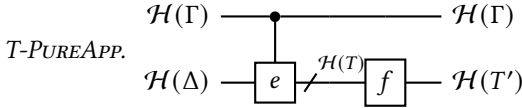
The circuit below is too large to fit on a single page, so the dots denote where the two pieces must



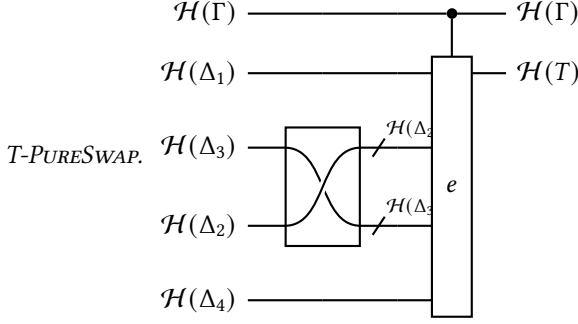
$$\begin{aligned}
& |\sigma, \sigma', \tau, \tau'\rangle \\
& \in \mathcal{H}(\Gamma, \Gamma', \Delta, \Delta') \\
\mapsto & |\sigma, \sigma', \sigma, \tau, \tau, \tau'\rangle \\
& \in \mathcal{H}(\Gamma, \Gamma', \Gamma, \Delta, \Delta, \Delta') \\
\mapsto & |\sigma, \sigma'\rangle \otimes \llbracket e \rrbracket |\sigma, \tau\rangle \otimes |\tau, \tau'\rangle \\
= & |\sigma, \sigma'\rangle \otimes \sum_{v \in \mathbb{V}(T)} \langle g_{\sigma, \tau, v} | \llbracket e \rrbracket |\sigma, \tau\rangle \cdot |g_{\sigma, \tau, v}\rangle \otimes |\tau, \tau'\rangle \\
& \in \mathcal{H}(\Gamma, \Gamma') \otimes \mathcal{H}_G \otimes \mathcal{H}(T) \otimes \mathcal{H}(\Delta, \Delta') \\
\mapsto & |\sigma, \sigma'\rangle \otimes \sum_{v \in \mathbb{V}(T)} \langle g_{\sigma, \tau, v} | \llbracket e \rrbracket |\sigma, \tau\rangle \cdot |g_{\sigma, \tau, v}\rangle \otimes \left(\bigoplus_{j=1}^n \sum_{\sigma_j \in \mathbb{V}(\Gamma_j)} \langle \sigma_j | \llbracket e_j^\dagger \rrbracket |v\rangle \cdot |v\rangle \right) \otimes |\tau, \tau'\rangle \\
& \in \mathcal{H}(\Gamma, \Gamma') \otimes \mathcal{H}_G \otimes \mathcal{H}(T)^{\oplus n} \otimes \mathcal{H}(\Delta, \Delta') \\
\mapsto & |\sigma, \sigma'\rangle \otimes \sum_{v \in \mathbb{V}(T)} \langle g_{\sigma, \tau, v} | \llbracket e \rrbracket |\sigma, \tau\rangle \cdot |g_{\sigma, \tau, v}\rangle \otimes \left(\bigoplus_{j=1}^n \sum_{\sigma_j \in \mathbb{V}(\Gamma_j)} \langle \sigma_j | \llbracket e_j^\dagger \rrbracket |v\rangle \cdot \llbracket e_j^\dagger \rrbracket |v\rangle \right) \otimes |\tau, \tau'\rangle \\
= & |\sigma, \sigma'\rangle \otimes \sum_{v \in \mathbb{V}(T)} \langle g_{\sigma, \tau, v} | \llbracket e \rrbracket |\sigma, \tau\rangle \cdot |g_{\sigma, \tau, v}\rangle \otimes \left(\bigoplus_{j=1}^n \sum_{\sigma_j \in \mathbb{V}(\Gamma_j)} \langle \sigma_j | \llbracket e_j^\dagger \rrbracket |v\rangle \cdot \langle \sigma_j | \llbracket e_j^\dagger \rrbracket |v\rangle \cdot |\sigma_j\rangle \right) \otimes |\tau, \tau'\rangle \\
= & |\sigma, \sigma'\rangle \otimes \sum_{v \in \mathbb{V}(T)} \langle g_{\sigma, \tau, v} | \llbracket e \rrbracket |\sigma, \tau\rangle \cdot |g_{\sigma, \tau, v}\rangle \otimes \left(\bigoplus_{j=1}^n \sum_{\sigma_j \in \mathbb{V}(\Gamma_j)} \langle \sigma_j | \llbracket e_j^\dagger \rrbracket |v\rangle \cdot |\sigma_j\rangle \right) \otimes |\tau, \tau'\rangle \\
& \in \mathcal{H}(\Gamma, \Gamma') \otimes \mathcal{H}_G \otimes \bigoplus_{j=1}^n \mathcal{H}(\Gamma_j) \otimes \mathcal{H}(\Delta, \Delta') \\
\mapsto & |\sigma, \sigma'\rangle \otimes \sum_{v \in \mathbb{V}(T)} \langle g_{\sigma, \tau, v} | \llbracket e \rrbracket |\sigma, \tau\rangle \cdot |g_{\sigma, \tau, v}\rangle \otimes \left(\bigoplus_{j=1}^n \sum_{\sigma_j \in \mathbb{V}(\Gamma_j)} \langle \sigma_j | \llbracket e_j^\dagger \rrbracket |v\rangle \cdot |\sigma_j, \tau, \tau'\rangle \right) \\
& \in \mathcal{H}(\Gamma, \Gamma') \otimes \mathcal{H}_G \otimes \bigoplus_{j=1}^n (\mathcal{H}(\Gamma_j, \Delta, \Delta')) \\
\mapsto & |\sigma, \sigma'\rangle \otimes \sum_{v \in \mathbb{V}(T)} \langle g_{\sigma, \tau, v} | \llbracket e \rrbracket |\sigma, \tau\rangle \cdot |g_{\sigma, \tau, v}\rangle \otimes \left(\bigoplus_{j=1}^n \sum_{\sigma_j \in \mathbb{V}(\Gamma_j)} \langle \sigma_j | \llbracket e_j^\dagger \rrbracket |v\rangle \cdot \llbracket e_j' \rrbracket |\sigma_j, \tau, \tau'\rangle \right)
\end{aligned}$$

$$\begin{aligned}
& |\sigma, \sigma'\rangle \otimes \sum_{v \in \mathbb{V}(T)} \langle g_{\sigma, \tau, v}, v | \llbracket e \rrbracket | \sigma, \tau \rangle \cdot |g_{\sigma, \tau, v}\rangle \\
& \quad \otimes \left(\bigoplus_{j=1}^n \sum_{\sigma_j \in \mathbb{V}(\Gamma_j)} \langle \sigma_j | \llbracket e_j^\dagger \rrbracket | v \rangle \cdot \sum_{v' \in \mathbb{V}(T')} \langle \sigma_j, v' | \llbracket e'_j \rrbracket | \sigma_j, \tau, \tau' \rangle \cdot | \sigma_j, v' \rangle \right) \\
= & |\sigma, \sigma'\rangle \otimes \sum_{v \in \mathbb{V}(T)} \langle g_{\sigma, \tau, v}, v | \llbracket e \rrbracket | \sigma, \tau \rangle \cdot |g_{\sigma, \tau, v}\rangle \\
& \quad \otimes \left(\sum_{j=1}^n \sum_{\sigma_j \in \mathbb{V}(\Gamma_j)} \langle \sigma_j | \llbracket e_j^\dagger \rrbracket | v \rangle \cdot \sum_{v' \in \mathbb{V}(T')} \langle \sigma_j, v' | \llbracket e'_j \rrbracket | \sigma_j, \tau, \tau' \rangle \cdot \text{inj}_j | \sigma_j, v' \rangle \right) \\
& \in \mathcal{H}(\Gamma, \Gamma') \otimes \mathcal{H}_G \otimes \bigoplus_{j=1}^n (\mathcal{H}(\Gamma_j) \otimes \mathcal{H}(T')) \\
\mapsto & |\sigma, \sigma'\rangle \otimes \sum_{v \in \mathbb{V}(T)} \langle g_{\sigma, \tau, v}, v | \llbracket e \rrbracket | \sigma, \tau \rangle \cdot |g_{\sigma, \tau, v}\rangle \\
& \quad \otimes \left(\sum_{j=1}^n \sum_{\sigma_j \in \mathbb{V}(\Gamma_j)} \langle \sigma_j | \llbracket e_j^\dagger \rrbracket | v \rangle \cdot \text{inj}_j | \sigma_j \rangle \otimes \sum_{v' \in \mathbb{V}(T')} \langle \sigma_j, v' | \llbracket e'_j \rrbracket | \sigma_j, \tau, \tau' \rangle \cdot |v'\rangle \right) \\
& \in \mathcal{H}(\Gamma, \Gamma') \otimes \mathcal{H}_G \otimes \bigoplus_{j=1}^n \mathcal{H}(\Gamma_j) \otimes \mathcal{H}(T') \\
\mapsto & |\sigma, \sigma'\rangle \otimes \sum_{v \in \mathbb{V}(T)} \langle g_{\sigma, \tau, v}, v | \llbracket e \rrbracket | \sigma, \tau \rangle \cdot |g_{\sigma, \tau, v}\rangle \\
& \quad \otimes \left(\sum_{j=1}^n \sum_{\sigma_j \in \mathbb{V}(\Gamma_j)} \langle \sigma_j | \llbracket e_j^\dagger \rrbracket | v \rangle \cdot \text{inj}_j \llbracket e_j \rrbracket | \sigma_j \rangle \otimes \sum_{v' \in \mathbb{V}(T')} \langle \sigma_j, v' | \llbracket e'_j \rrbracket | \sigma_j, \tau, \tau' \rangle \cdot |v'\rangle \right) \\
= & |\sigma, \sigma'\rangle \otimes \sum_{v \in \mathbb{V}(T)} \langle g_{\sigma, \tau, v}, v | \llbracket e \rrbracket | \sigma, \tau \rangle \cdot |g_{\sigma, \tau, v}\rangle \\
& \quad \otimes \left(\sum_{j=1}^n \sum_{\sigma_j \in \mathbb{V}(\Gamma_j)} \langle \sigma_j | \llbracket e_j^\dagger \rrbracket | v \rangle \cdot \text{inj}_j | v \rangle \otimes \sum_{v' \in \mathbb{V}(T')} \langle \sigma_j, v' | \llbracket e'_j \rrbracket | \sigma_j, \tau, \tau' \rangle \cdot |v'\rangle \right) \\
& \in \mathcal{H}(\Gamma, \Gamma') \otimes \mathcal{H}_G \otimes \bigoplus_{j=1}^n \mathcal{H}(T) \otimes \mathcal{H}(T') \\
\mapsto & |\sigma, \sigma'\rangle \otimes \sum_{v \in \mathbb{V}(T)} \langle g_{\sigma, \tau, v}, v | \llbracket e \rrbracket | \sigma, \tau \rangle \cdot |g_{\sigma, \tau, v}\rangle \\
& \quad \otimes \left(\sum_{j=1}^n \sum_{\sigma_j \in \mathbb{V}(\Gamma_j)} \langle \sigma_j | \llbracket e_j^\dagger \rrbracket | v \rangle \cdot |v\rangle \otimes \sum_{v' \in \mathbb{V}(T')} \langle \sigma_j, v' | \llbracket e'_j \rrbracket | \sigma_j, \tau, \tau' \rangle \cdot |v'\rangle \right) \\
& \in \mathcal{H}(\Gamma, \Gamma') \otimes \mathcal{H}_G \otimes \mathcal{H}(T) \otimes \mathcal{H}(T') \\
\mapsto & |\sigma, \sigma'\rangle \otimes \sum_{v \in \mathbb{V}(T)} \langle g_{\sigma, \tau, v}, v | \llbracket e \rrbracket | \sigma, \tau \rangle \\
& \quad \otimes \left(\sum_{j=1}^n \sum_{\sigma_j \in \mathbb{V}(\Gamma_j)} \langle \sigma_j | \llbracket e_j^\dagger \rrbracket | v \rangle \cdot \llbracket e^\dagger \rrbracket | g_{\sigma, \tau, v}, v \rangle \otimes \sum_{v' \in \mathbb{V}(T')} \langle \sigma_j, v' | \llbracket e'_j \rrbracket | \sigma_j, \tau, \tau' \rangle \cdot |v'\rangle \right) \\
& \in \mathcal{H}(\Gamma, \Gamma', \Gamma, \Delta) \otimes \mathcal{H}(T')
\end{aligned}$$

$$\begin{aligned}
& |\sigma, \sigma'\rangle \otimes \sum_{v \in \mathbb{V}(T)} \langle g_{\sigma, \tau, v}, v | \llbracket e \rrbracket | \sigma, \tau \rangle \\
& \quad \otimes \left(\sum_{j=1}^n \sum_{\sigma_j \in \mathbb{V}(\Gamma_j)} \langle \sigma_j | \llbracket e_j^\dagger \rrbracket | v \rangle \cdot \sum_{\sigma_\star, \tau_\star} \langle \sigma_\star, \tau_\star | \llbracket e^\dagger \rrbracket | g_{\sigma, \tau, v}, v \rangle \cdot |\sigma_\star, \tau_\star\rangle \otimes \sum_{v' \in \mathbb{V}(T')} \langle \sigma_j, v' | \llbracket e'_j \rrbracket | \sigma_j, \tau, \tau' \rangle \cdot |v'\rangle \right) \\
& \in \mathcal{H}(\Gamma, \Gamma', \Gamma, \Delta) \otimes \mathcal{H}(T') \\
& \mapsto |\sigma, \sigma'\rangle \otimes \sum_{v \in \mathbb{V}(T)} \langle g_{\sigma, \tau, v}, v | \llbracket e \rrbracket | \sigma, \tau \rangle \\
& \quad \otimes \left(\sum_{j=1}^n \sum_{\sigma_j \in \mathbb{V}(\Gamma_j)} \langle \sigma_j | \llbracket e_j^\dagger \rrbracket | v \rangle \cdot \sum_{\tau_\star} \langle \sigma, \tau_\star | \llbracket e^\dagger \rrbracket | g_{\sigma, \tau, v}, v \rangle \cdot |\tau_\star\rangle \otimes \sum_{v' \in \mathbb{V}(T')} \langle \sigma_j, v' | \llbracket e'_j \rrbracket | \sigma_j, \tau, \tau' \rangle \cdot |v'\rangle \right) \\
& \in \mathcal{H}(\Gamma, \Gamma', \Delta) \otimes \mathcal{H}(T') \\
& = |\sigma, \sigma'\rangle \otimes \sum_{v \in \mathbb{V}(T)} \langle g_{\sigma, \tau, v}, v | \llbracket e \rrbracket | \sigma, \tau \rangle \langle \sigma, \tau | \llbracket e^\dagger \rrbracket | g_{\sigma, \tau, v}, v \rangle \\
& \quad \otimes \left(\sum_{j=1}^n \sum_{\sigma_j \in \mathbb{V}(\Gamma_j)} \langle \sigma_j | \llbracket e_j^\dagger \rrbracket | v \rangle \cdot |\tau\rangle \otimes \sum_{v' \in \mathbb{V}(T')} \langle \sigma_j, v' | \llbracket e'_j \rrbracket | \sigma_j, \tau, \tau' \rangle \cdot |v'\rangle \right) \\
& \in \mathcal{H}(\Gamma, \Gamma', \Delta) \otimes \mathcal{H}(T') \\
& \mapsto |\sigma, \sigma'\rangle \otimes \sum_{v \in \mathbb{V}(T)} \langle g_{\sigma, \tau, v}, v | \llbracket e \rrbracket | \sigma, \tau \rangle \langle \sigma, \tau | \llbracket e^\dagger \rrbracket | g_{\sigma, \tau, v}, v \rangle \\
& \quad \otimes \left(\sum_{j=1}^n \sum_{\sigma_j \in \mathbb{V}(\Gamma_j)} \langle \sigma_j | \llbracket e_j^\dagger \rrbracket | v \rangle \otimes \sum_{v' \in \mathbb{V}(T')} \langle \sigma_j, v' | \llbracket e'_j \rrbracket | \sigma_j, \tau, \tau' \rangle \cdot |v'\rangle \right) \\
& \in \mathcal{H}(\Gamma, \Gamma') \otimes \mathcal{H}(T')
\end{aligned}$$



$$\begin{aligned}
& |\sigma, \tau\rangle \in \mathcal{H}(\Gamma, \Delta) \\
& \mapsto |\sigma\rangle \otimes \llbracket e \rrbracket | \tau \rangle \in \mathcal{H}(\Gamma) \otimes \mathcal{H}(T) \\
& \mapsto |\sigma\rangle \otimes \llbracket f \rrbracket \llbracket e \rrbracket | \tau \rangle \in \mathcal{H}(\Gamma) \otimes \mathcal{H}(T')
\end{aligned}$$



$$\begin{aligned}
 & |\sigma, \tau_1, \tau_3, \tau_2, \tau_4\rangle \in \mathcal{H}(\Gamma, \Delta_1, \Delta_3, \Delta_2, \Delta_4) \\
 & \mapsto |\sigma, \tau_1, \tau_2, \tau_3, \tau_4\rangle \in \mathcal{H}(\Gamma, \Delta_1, \Delta_2, \Delta_3, \Delta_4) \\
 & \mapsto |\sigma\rangle \otimes [|e\rangle] |\tau_1, \tau_2, \tau_3, \tau_4\rangle \in \mathcal{H}(\Gamma) \otimes \mathcal{H}(T)
 \end{aligned}$$

T-GATE. . (We assume that our low-level circuits contain these gates as primitives.)

$$\mathcal{H}(\text{Bit}) \longrightarrow \begin{bmatrix} \cos(r_\theta/2) & -e^{ir_\lambda} \sin(r_\theta/2) \\ e^{ir_\phi} \sin(r_\theta/2) & e^{i(r_\phi+r_\lambda)} \cos(r_\theta/2) \end{bmatrix} \longrightarrow \mathcal{H}(\text{Bit})$$

$$\begin{aligned}
 |\emptyset\rangle & \in \mathcal{H}(\text{Bit}) \\
 \mapsto \cos(r_\theta/2) |\emptyset\rangle + e^{ir_\phi} \sin(r_\theta/2) |1\rangle & \in \mathcal{H}(\text{Bit}) \\
 |1\rangle & \in \mathcal{H}(\text{Bit}) \\
 \mapsto -e^{ir_\lambda} \sin(r_\theta/2) |\emptyset\rangle + e^{i(r_\phi+r_\lambda)} \cos(r_\theta/2) |1\rangle & \in \mathcal{H}(\text{Bit})
 \end{aligned}$$

T-LEFT. . (This was already implemented in the previous section.)

$$\mathcal{H}(T_0) \longrightarrow \boxed{\text{left}_{T_0 \oplus T_1}} \longrightarrow \mathcal{H}(T_0 \oplus T_1)$$

$$\begin{aligned}
 |v\rangle & \in \mathcal{H}(T_0) \\
 \mapsto |v\rangle \oplus 0
 \end{aligned}$$

T-RIGHT. . (This was already implemented in the previous section.)

$$\mathcal{H}(T_1) \longrightarrow \boxed{\text{right}_{T_0 \oplus T_1}} \longrightarrow \mathcal{H}(T_0 \oplus T_1)$$

$$\begin{aligned}
 |v\rangle & \in \mathcal{H}(T_1) \\
 \mapsto 0 \oplus |v\rangle
 \end{aligned}$$

$$\begin{array}{c}
T\text{-PUREABS. } \mathcal{H}(T) \xrightarrow{\boxed{e^\dagger}} \mathcal{H}(\Delta) \xrightarrow{\boxed{e'}} \mathcal{H}(T') \\
|v\rangle \in \mathcal{H}(T) \\
\mapsto \llbracket e \rrbracket^\dagger |v\rangle \in \mathcal{H}(\Delta) \\
\mapsto \llbracket e' \rrbracket \llbracket e \rrbracket^\dagger |v\rangle \in \mathcal{H}(T')
\end{array}$$

T-RPHASE. Let $E_F : \mathcal{H}(T) \rightarrow \mathcal{H}(\Delta) \oplus \mathcal{H}_F$ be the norm-preserving operator constructed from $\llbracket \emptyset \parallel \Delta \vdash e : T \rrbracket^\dagger$ using Lemma E.9. The compiled T-RPHASE circuit then looks like this:

$$\mathcal{H}(T) \xrightarrow{\boxed{E_F}} \mathcal{H}(\Delta) \xrightarrow{\boxed{e^{ir'} \mathbb{I}_\Delta \oplus e^{ir} \mathbb{I}_F}} \mathcal{H}(\Delta) \xrightarrow{\boxed{E_F^\dagger}} \mathcal{H}(T)$$

Using the fact that $\llbracket \emptyset \parallel \Delta \vdash e : T \rrbracket^\dagger = \llbracket \text{left}_{\Delta \oplus G} \rrbracket^\dagger E_F$,

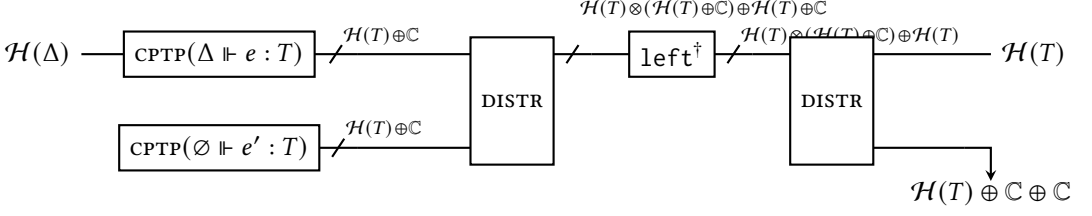
$$\begin{aligned}
& E_F^\dagger \left(e^{ir} \mathbb{I}_\Delta \oplus e^{ir'} \mathbb{I}_F \right) E_F \\
&= E_F^\dagger \left(e^{ir} \llbracket \text{left}_{\Delta \oplus G} \rrbracket \llbracket \text{left}_{\Delta \oplus G} \rrbracket^\dagger + e^{ir'} \llbracket \text{right}_{\Delta \oplus G} \rrbracket \llbracket \text{right}_{\Delta \oplus G} \rrbracket^\dagger \right) E_F \\
&= E_F^\dagger \left(e^{ir} \llbracket \text{left}_{\Delta \oplus G} \rrbracket \llbracket \text{left}_{\Delta \oplus G} \rrbracket^\dagger + e^{ir'} (\mathbb{I} - \llbracket \text{left}_{\Delta \oplus G} \rrbracket \llbracket \text{left}_{\Delta \oplus G} \rrbracket^\dagger) \right) E_F \\
&= e^{ir} E_F^\dagger \llbracket \text{left}_{\Delta \oplus G} \rrbracket \llbracket \text{left}_{\Delta \oplus G} \rrbracket^\dagger E_F + e^{ir'} \left(\mathbb{I} - E_F^\dagger \llbracket \text{left}_{\Delta \oplus G} \rrbracket \llbracket \text{left}_{\Delta \oplus G} \rrbracket^\dagger E_F \right) \\
&= e^{ir} \llbracket \emptyset \parallel \Delta \vdash e : T \rrbracket \llbracket \emptyset \parallel \Delta \vdash e : T \rrbracket^\dagger + e^{ir'} \left(\mathbb{I} - \llbracket \emptyset \parallel \Delta \vdash e : T \rrbracket \llbracket \emptyset \parallel \Delta \vdash e : T \rrbracket^\dagger \right)
\end{aligned}$$

$$\begin{array}{c}
T\text{-MIX. } \mathcal{H}(\Delta) \xrightarrow{\boxed{e}} \mathcal{H}(T) \\
|\tau \rangle \langle \tau'| \in \mathcal{L}(\mathcal{H}(\Delta)) \\
\mapsto \llbracket e \rrbracket |\tau \rangle \langle \tau'| \llbracket e \rrbracket^\dagger \in \mathcal{L}(\mathcal{H}(T))
\end{array}$$

$$\begin{array}{c}
T\text{-MIXEDPAIR.} \\
\begin{array}{c}
\mathcal{H}(\Delta) \xrightarrow{\bullet} \mathcal{H}(\Delta) \xrightarrow{\boxed{\Gamma \parallel \Delta, \Delta_0 \vdash e_0 : T_0}} \mathcal{H}(T_0) \\
\mathcal{H}(\Delta_0) \xrightarrow{\bullet} \mathcal{H}(\Delta) \xrightarrow{\boxed{\Gamma \parallel \Delta, \Delta_1 \vdash e_1 : T_1}} \mathcal{H}(T_1) \\
\mathcal{H}(\Delta_1) \xrightarrow{\bullet} \mathcal{H}(\Delta) \xrightarrow{\boxed{\Gamma \parallel \Delta, \Delta_1 \vdash e_1 : T_1}} \mathcal{H}(T_1)
\end{array}
\end{array}$$

$$\begin{aligned}
& |\tau, \tau_0, \tau_1 \rangle \langle \tau', \tau'_0, \tau'_1| \in \mathcal{L}(\mathcal{H}(\Delta, \Delta_0, \Delta_1)) \\
& \mapsto |\tau, \tau_0, \tau, \tau_1 \rangle \langle \tau', \tau'_0, \tau', \tau'_1| \\
&= |\tau, \tau_0 \rangle \langle \tau', \tau'_0| \otimes |\tau, \tau_1 \rangle \langle \tau', \tau'_1| \in \mathcal{L}(\mathcal{H}(\Delta, \Delta_0)) \otimes \mathcal{L}(\mathcal{H}(\Delta, \Delta_1)) \\
& \mapsto \llbracket e_0 \rrbracket (|\tau, \tau_0 \rangle \langle \tau', \tau'_0|) \otimes \llbracket e_1 \rrbracket (|\tau, \tau_1 \rangle \langle \tau', \tau'_1|) \in \mathcal{L}(\mathcal{H}(T_0 \otimes T_1))
\end{aligned}$$

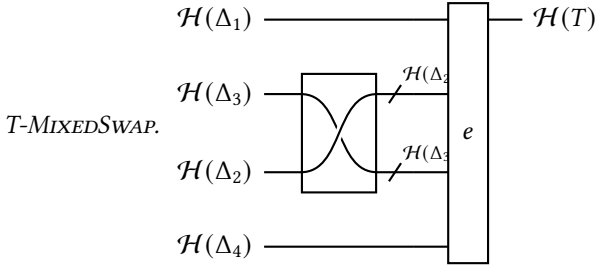
T-TRY.



$$\begin{aligned}
 & |\tau\rangle\langle\tau'| \\
 \mapsto & (\llbracket \Delta \Vdash e : T \rrbracket (|\tau\rangle\langle\tau'|) \oplus (1 - \text{tr}(\llbracket \Delta \Vdash e : T \rrbracket (|\tau\rangle\langle\tau'|)))) \\
 & \otimes (\llbracket \Delta \Vdash e' : T' \rrbracket (|()\rangle\langle()) \oplus (1 - \text{tr}(\llbracket \Delta \Vdash e' : T' \rrbracket (|()\rangle\langle())))) \\
 \mapsto & \llbracket \Delta \Vdash e : T \rrbracket (|\tau\rangle\langle\tau'|) \otimes (\llbracket \Delta \Vdash e' : T' \rrbracket (|()\rangle\langle()) \oplus (1 - \text{tr}(\llbracket \Delta \Vdash e' : T' \rrbracket (|()\rangle\langle())))) \\
 & \oplus (1 - \text{tr}(\llbracket \Delta \Vdash e : T \rrbracket (|\tau\rangle\langle\tau'|))) (\llbracket \Delta \Vdash e' : T' \rrbracket (|()\rangle\langle()) \oplus (1 - \text{tr}(\llbracket \Delta \Vdash e' : T' \rrbracket (|()\rangle\langle())))) \\
 \mapsto & (\llbracket \Delta \Vdash e : T \rrbracket (|\tau\rangle\langle\tau'|) + (1 - \text{tr}(\llbracket \Delta \Vdash e : T \rrbracket (|\tau\rangle\langle\tau'|))) \llbracket \Delta \Vdash e' : T' \rrbracket (|()\rangle\langle())) \otimes (\cdots) \\
 \mapsto & \llbracket \Delta \Vdash e : T \rrbracket (|\tau\rangle\langle\tau'|) + (1 - \text{tr}(\llbracket \Delta \Vdash e : T \rrbracket (|\tau\rangle\langle\tau'|))) \llbracket \Delta \Vdash e' : T' \rrbracket (|()\rangle\langle())
 \end{aligned}$$

T-MIXEDAPP. $\mathcal{H}(\Delta) \xrightarrow{\quad e \quad} \mathcal{H}(T) \xrightarrow{\quad f \quad} \mathcal{H}(T')$

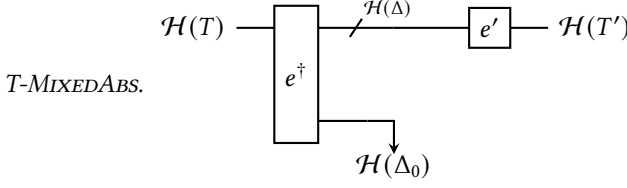
$$\begin{aligned}
 & |\tau\rangle\langle\tau'| \in \mathcal{L}(\mathcal{H}(\Delta)) \\
 \mapsto & \llbracket e \rrbracket (|\tau\rangle\langle\tau'|) \in \mathcal{L}(\mathcal{H}(T)) \\
 \mapsto & \llbracket f \rrbracket (\llbracket e \rrbracket (|\tau\rangle\langle\tau'|)) \in \mathcal{L}(\mathcal{H}(T'))
 \end{aligned}$$



$$\begin{aligned}
 & |\tau_1, \tau_3, \tau_2, \tau_4\rangle\langle\tau'_1, \tau'_3, \tau'_2, \tau'_4| \in \mathcal{L}(\mathcal{H}(\Delta_1, \Delta_3, \Delta_2, \Delta_4)) \\
 \mapsto & |\tau_1, \tau_2, \tau_3, \tau_4\rangle\langle\tau'_1, \tau'_2, \tau'_3, \tau'_4| \in \mathcal{L}(\mathcal{H}(\Delta_1, \Delta_2, \Delta_3, \Delta_4)) \\
 \mapsto & \llbracket e \rrbracket (|\tau_1, \tau_2, \tau_3, \tau_4\rangle\langle\tau'_1, \tau'_2, \tau'_3, \tau'_4|) \in \mathcal{L}(\mathcal{H}(T))
 \end{aligned}$$

T-CHANNEL. $\mathcal{H}(T) \xrightarrow{\quad f \quad} \mathcal{H}(T')$

$$\begin{aligned}
 & |v\rangle\langle v'| \in \mathcal{L}(\mathcal{H}(T)) \\
 \mapsto & \llbracket f \rrbracket |v\rangle\langle v'| \llbracket f \rrbracket^\dagger \in \mathcal{L}(\mathcal{H}(T'))
 \end{aligned}$$



$$\begin{aligned}
 |v\rangle\langle v'| & \in \mathcal{L}(\mathcal{H}(T)) \\
 \mapsto \llbracket e \rrbracket^\dagger |v\rangle\langle v'| \llbracket e \rrbracket & \in \mathcal{L}(\mathcal{H}(\Delta, \Delta_0)) \\
 \mapsto \text{tr}_{\Delta_0} \left(\llbracket e \rrbracket^\dagger |v\rangle\langle v'| \llbracket e \rrbracket \right) & \in \mathcal{L}(\mathcal{H}(\Delta)) \\
 \mapsto \llbracket e' \rrbracket \left(\text{tr}_{\Delta_0} (\llbracket e \rrbracket^\dagger |v\rangle\langle v'| \llbracket e \rrbracket) \right) & \in \mathcal{L}(\mathcal{H}(T'))
 \end{aligned}$$

LEMMA E.15 (ORTHOGONALITY COMPILATION). *Suppose $(\emptyset \parallel \Gamma_j \vdash e_j : T)$ for all $j \in \{1, \dots, n\}$ and $\text{ortho}_T(e_1, \dots, e_n)$. Then, one can implement a Kraus operator $\llbracket \text{ortho}_T(e_1, \dots, e_n) \rrbracket : \mathcal{H}(T) \rightarrow \mathcal{H}(T)^{\oplus n}$ such that for all $v \in \mathbb{V}(T)$:*

$$\begin{aligned}
 \llbracket \text{ortho}_T(e_1, \dots, e_n) \rrbracket |v\rangle &= \bigoplus_{j=1}^n \sum_{\sigma_j \in \mathbb{V}(\Gamma_j)} \langle \sigma_j | \llbracket \emptyset : \emptyset \parallel \Gamma_j \vdash e_j : T \rrbracket^\dagger |v\rangle \cdot |v\rangle \\
 \llbracket \text{ortho}_T(e_1, \dots, e_n) \rrbracket^\dagger \left(\text{inj}_j |v\rangle \right) &= \sum_{\sigma_j \in \mathbb{V}(\Gamma_j)} \langle \sigma_j | \llbracket \emptyset : \emptyset \parallel \Gamma_j \vdash e_j : T \rrbracket^\dagger |v\rangle \cdot |v\rangle
 \end{aligned}$$

PROOF. We will first prove this for the case where $\text{spanning}_T(e_1, \dots, e_n)$ holds, and then generalize. We construct the required circuit recursively based on specific rule used to prove the spanning judgment.

S-UNIT. In this case, $n = 1$, $e_1 = ()$, $T = ()$, and $\Gamma_1 = \emptyset$. The output Hilbert space $\mathcal{H}(())^{\oplus 1}$ is isomorphic to the input Hilbert space $\mathcal{H}(())$, and the required behavior reduces to the identity function because $\langle \emptyset | \llbracket \emptyset : \emptyset \parallel \emptyset \vdash () : () \rrbracket^\dagger |() \rangle = 1$, so an empty circuit suffices:

$$\mathcal{H}(()) \longrightarrow \mathcal{H}(())^{\oplus 1}$$

$$\begin{aligned}
 \llbracket \text{spanning}_{()} (()) \rrbracket |() \rangle &= |() \rangle \\
 &= \langle \emptyset | \llbracket \emptyset : \emptyset \parallel \emptyset \vdash () : () \rrbracket^\dagger |() \rangle \cdot |() \rangle \\
 &= \sum_{\sigma_1 \in \mathbb{V}(\emptyset)} \langle \sigma_1 | \llbracket \emptyset : \emptyset \parallel \emptyset \vdash () : () \rrbracket^\dagger |() \rangle \cdot |() \rangle \\
 &= \bigoplus_{j=1}^1 \sum_{\sigma_j \in \mathbb{V}(\Gamma_j)} \langle \sigma_j | \llbracket \emptyset : \emptyset \parallel \Gamma_j \vdash e_j : () \rrbracket^\dagger |() \rangle \cdot |() \rangle
 \end{aligned}$$

$$\begin{aligned}
 \llbracket \text{spanning}_{()} (()) \rrbracket^\dagger (\text{inj}_1 |() \rangle) &= |() \rangle \\
 &= \sum_{\sigma_1 \in \mathbb{V}(\emptyset)} \langle \sigma_1 | \llbracket \emptyset : \emptyset \parallel \emptyset \vdash () : () \rrbracket^\dagger |() \rangle \cdot |() \rangle
 \end{aligned}$$

S-VAR. In this case, $n = 1$, $e_1 = x$, and $\Gamma_1 = (x : T)$. Again, an identity circuit suffices:

$$\mathcal{H}(T) \longrightarrow \mathcal{H}(T)^{\oplus 1}$$

$$\begin{aligned}
\llbracket \text{spanning}_T(x) \rrbracket |v\rangle &= |v\rangle \\
&= \langle x \mapsto v | \llbracket \emptyset : \emptyset \parallel x : T \vdash x : T \rrbracket^\dagger |v\rangle \cdot |v\rangle \\
&= \sum_{\sigma_1 \in \mathbb{V}(x:T)} \langle \sigma_1 | \llbracket \emptyset : \emptyset \parallel x : T \vdash x : T \rrbracket^\dagger |v\rangle \cdot |v\rangle \\
&= \bigoplus_{j=1}^1 \sum_{\sigma_j \in \mathbb{V}(\Gamma_j)} \langle \sigma_j | \llbracket \emptyset : \emptyset \parallel \Gamma_j \vdash e_j : T \rrbracket^\dagger |v\rangle \cdot |v\rangle \\
\llbracket \text{spanning}_T(x) \rrbracket^\dagger (\text{inj}_1 |v\rangle) &= |v\rangle \\
&= \sum_{\sigma_1 \in \mathbb{V}(x:T)} \langle \sigma_1 | \llbracket \emptyset : \emptyset \parallel x : T \vdash x : T \rrbracket^\dagger |v\rangle \cdot |v\rangle
\end{aligned}$$

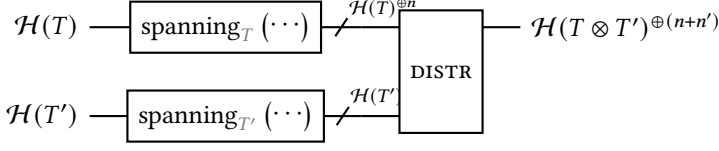
S-SUM. In this case, our list of expressions is:

$$[\text{left}_{T \oplus T'} e_1, \dots, \text{left}_{T \oplus T'} e_n, \text{right}_{T \oplus T'} e'_1, \dots, \text{right}_{T \oplus T'} e'_{n'}]$$

$$\mathcal{H}(T \oplus T') \longrightarrow \boxed{\text{spanning} \oplus \text{spanning}'} \xrightarrow{\mathcal{H}(T) \oplus \text{spanning}'} \boxed{\llbracket \text{left}_{T \oplus T'} \rrbracket \oplus \llbracket \text{right}_{T \oplus T'} \rrbracket} \longrightarrow \mathcal{H}(T \oplus T')^{\oplus(n+n')}$$

$$\begin{aligned}
& \llbracket \text{spanning}_{T \oplus T'} (\cdots) \rrbracket (|v\rangle \oplus 0) \\
&= \left(\bigoplus_{j=1}^n \sum_{\sigma_j \in \mathbb{V}(\Gamma_j)} \langle \sigma_j | \llbracket \emptyset : \emptyset \parallel \Gamma_j \vdash e_j : T \rrbracket^\dagger |v\rangle \cdot (|v\rangle \oplus 0) \right) \oplus 0 \\
&= \left(\bigoplus_{j=1}^n \sum_{\sigma_j \in \mathbb{V}(\Gamma_j)} \langle \sigma_j | \llbracket \emptyset : \emptyset \parallel \Gamma_j \vdash \text{left}_{T \oplus T'} e_j : T \oplus T' \rrbracket^\dagger (|v\rangle \oplus 0) \cdot (|v\rangle \oplus 0) \right) \oplus 0 \\
& \llbracket \text{spanning}_{T \oplus T'} (\cdots) \rrbracket (0 \oplus |v\rangle) \\
&= 0 \oplus \left(\bigoplus_{j=1}^{n'} \sum_{\sigma_j \in \mathbb{V}(\Gamma'_j)} \langle \sigma_j | \llbracket \emptyset : \emptyset \parallel \Gamma'_j \vdash e'_j : T' \rrbracket^\dagger |v\rangle \cdot (0 \oplus |v\rangle) \right) \\
&= 0 \oplus \left(\bigoplus_{j=1}^{n'} \sum_{\sigma_j \in \mathbb{V}(\Gamma'_j)} \langle \sigma_j | \llbracket \emptyset : \emptyset \parallel \Gamma'_j \vdash \text{right}_{T \oplus T'} e'_j : T \oplus T' \rrbracket^\dagger (0 \oplus |v\rangle) \cdot (0 \oplus |v\rangle) \right) \\
& \llbracket \text{spanning}_{T \oplus T'} (\cdots) \rrbracket^\dagger (\text{inj}_j(|v\rangle \oplus 0) \oplus 0) \\
&= \sum_{\sigma_j \in \mathbb{V}(\Gamma_j)} \langle \sigma_j | \llbracket \emptyset : \emptyset \parallel \Gamma_j \vdash e_j : T \rrbracket^\dagger |v\rangle \cdot |v\rangle \oplus 0 \\
&= \sum_{\sigma_j \in \mathbb{V}(\Gamma_j)} \langle \sigma_j | \llbracket \emptyset : \emptyset \parallel \Gamma_j \vdash \text{left}_{T \oplus T'} e_j : T \oplus T' \rrbracket^\dagger (|v\rangle \oplus 0) \cdot (|v\rangle \oplus 0) \\
& \llbracket \text{spanning}_{T \oplus T'} (\cdots) \rrbracket^\dagger (\text{inj}_j(0 \oplus |v\rangle) \oplus 0) \\
&= 0 \\
&= \sum_{\sigma_j \in \mathbb{V}(\Gamma_j)} \langle \sigma_j | \llbracket \emptyset : \emptyset \parallel \Gamma_j \vdash \text{left}_{T \oplus T'} e_j : T \oplus T' \rrbracket^\dagger (0 \oplus |v\rangle) \cdot (0 \oplus |v\rangle) \\
& \llbracket \text{spanning}_{T \oplus T'} (\cdots) \rrbracket^\dagger (0 \oplus \text{inj}_j(|v\rangle \oplus 0)) \\
&= 0 \\
&= \sum_{\sigma_j \in \mathbb{V}(\Gamma'_j)} \langle \sigma_j | \llbracket \emptyset : \emptyset \parallel \Gamma'_j \vdash \text{right}_{T \oplus T'} e'_j : T \oplus T' \rrbracket^\dagger (|v\rangle \oplus 0) \cdot (|v\rangle \oplus 0) \\
& \llbracket \text{spanning}_{T \oplus T'} (\cdots) \rrbracket^\dagger (0 \oplus \text{inj}_j(0 \oplus |v\rangle)) \\
&= \sum_{\sigma_j \in \mathbb{V}(\Gamma'_j)} \langle \sigma_j | \llbracket \emptyset : \emptyset \parallel \Gamma'_j \vdash e'_j : T \rrbracket^\dagger |v\rangle \cdot (0 \oplus |v\rangle) \\
&= \sum_{\sigma_j \in \mathbb{V}(\Gamma'_j)} \langle \sigma_j | \llbracket \emptyset : \emptyset \parallel \Gamma'_j \vdash \text{right}_{T \oplus T'} e'_j : T \oplus T' \rrbracket^\dagger (0 \oplus |v\rangle) \cdot (0 \oplus |v\rangle)
\end{aligned}$$

S-PAIR. ...



$$\begin{aligned}
& \llbracket \text{spanning}_{T \otimes T'}(\cdots) \rrbracket |v, v'\rangle \\
&= \bigoplus_{j=1}^n \bigoplus_{j'=1}^{n'} \sum_{\sigma_j \in \mathbb{V}(\Gamma_j)} \sum_{\sigma'_{j'} \in \mathbb{V}(\Gamma'_{j'})} \langle \sigma_j | \llbracket \emptyset : \emptyset \parallel \Gamma_j \vdash e_j : T \rrbracket^\dagger |v\rangle \cdot |v\rangle \otimes \langle \sigma'_{j'} | \llbracket \emptyset : \emptyset \parallel \Gamma'_{j'} \vdash e'_{j'} : T' \rrbracket^\dagger |v'\rangle \cdot |v'\rangle \\
&= \bigoplus_{j=1}^n \bigoplus_{j'=1}^{n'} \sum_{\sigma_j \in \mathbb{V}(\Gamma_j)} \sum_{\sigma'_{j'} \in \mathbb{V}(\Gamma'_{j'})} \langle \sigma_j, \sigma'_{j'} | \llbracket \emptyset : \emptyset \parallel \Gamma_j, \Gamma'_{j'} \vdash (e_j, e'_{j'}) : T \otimes T' \rrbracket^\dagger |v, v'\rangle \cdot |v, v'\rangle \\
& \llbracket \text{spanning}_{T \otimes T'}(\cdots) \rrbracket^\dagger \text{inj}_j \text{inj}_{j'} |v, v'\rangle \\
&= \sum_{\sigma_j \in \mathbb{V}(\Gamma_j)} \sum_{\sigma'_{j'} \in \mathbb{V}(\Gamma'_{j'})} \langle \sigma_j | \llbracket \emptyset : \emptyset \parallel \Gamma_j \vdash e_j : T \rrbracket^\dagger |v\rangle \cdot |v\rangle \otimes \langle \sigma'_{j'} | \llbracket \emptyset : \emptyset \parallel \Gamma'_{j'} \vdash e'_{j'} : T' \rrbracket^\dagger |v'\rangle \cdot |v'\rangle \\
&= \sum_{\sigma_j \in \mathbb{V}(\Gamma_j)} \sum_{\sigma'_{j'} \in \mathbb{V}(\Gamma'_{j'})} \langle \sigma_j, \sigma'_{j'} | \llbracket \emptyset : \emptyset \parallel \Gamma_j, \Gamma'_{j'} \vdash (e_j, e'_{j'}) : T \otimes T' \rrbracket^\dagger |v, v'\rangle
\end{aligned}$$

$$S\text{-}FLIP. \quad \mathcal{H}(T) \longrightarrow \boxed{\text{spanning}_T(\cdots)} \xrightarrow{\mathcal{H}(T)^{\oplus(n_1+n_3+n_2+n_4)}} \boxed{\mathbb{I} \oplus \text{FLIP} \oplus \mathbb{I}} \longrightarrow \mathcal{H}(T)^{\oplus(n_1+n_3+n_2+n_4)}$$

$$\begin{aligned}
& \llbracket \text{spanning}_T(\cdots) \rrbracket \\
& : \quad |v\rangle \\
& \mapsto \bigoplus_{j=1}^{n_1} \sum_{\sigma \in \mathbb{V}(\Gamma_{1,j})} \langle \sigma | \llbracket \emptyset : \emptyset \parallel \Gamma_{1,j} \vdash e_{1,j} : T \rrbracket^\dagger |v\rangle \cdot |v\rangle \\
& \quad \oplus \bigoplus_{j=1}^{n_2} \sum_{\sigma \in \mathbb{V}(\Gamma_{2,j})} \langle \sigma | \llbracket \emptyset : \emptyset \parallel \Gamma_{2,j} \vdash e_{2,j} : T \rrbracket^\dagger |v\rangle \cdot |v\rangle \\
& \quad \oplus \bigoplus_{j=1}^{n_3} \sum_{\sigma \in \mathbb{V}(\Gamma_{3,j})} \langle \sigma | \llbracket \emptyset : \emptyset \parallel \Gamma_{3,j} \vdash e_{3,j} : T \rrbracket^\dagger |v\rangle \cdot |v\rangle \\
& \quad \oplus \bigoplus_{j=1}^{n_4} \sum_{\sigma \in \mathbb{V}(\Gamma_{4,j})} \langle \sigma | \llbracket \emptyset : \emptyset \parallel \Gamma_{4,j} \vdash e_{4,j} : T \rrbracket^\dagger |v\rangle \cdot |v\rangle \\
& \mapsto \bigoplus_{j=1}^{n_1} \sum_{\sigma \in \mathbb{V}(\Gamma_{1,j})} \langle \sigma | \llbracket \emptyset : \emptyset \parallel \Gamma_{1,j} \vdash e_{1,j} : T \rrbracket^\dagger |v\rangle \cdot |v\rangle \\
& \quad \oplus \bigoplus_{j=1}^{n_3} \sum_{\sigma \in \mathbb{V}(\Gamma_{3,j})} \langle \sigma | \llbracket \emptyset : \emptyset \parallel \Gamma_{3,j} \vdash e_{3,j} : T \rrbracket^\dagger |v\rangle \cdot |v\rangle \\
& \quad \oplus \bigoplus_{j=1}^{n_2} \sum_{\sigma \in \mathbb{V}(\Gamma_{2,j})} \langle \sigma | \llbracket \emptyset : \emptyset \parallel \Gamma_{2,j} \vdash e_{2,j} : T \rrbracket^\dagger |v\rangle \cdot |v\rangle \\
& \quad \oplus \bigoplus_{j=1}^{n_4} \sum_{\sigma \in \mathbb{V}(\Gamma_{4,j})} \langle \sigma | \llbracket \emptyset : \emptyset \parallel \Gamma_{4,j} \vdash e_{4,j} : T \rrbracket^\dagger |v\rangle \cdot |v\rangle
\end{aligned}$$

Ortho. We have now shown that the needed Kraus operator can be implemented whenever $\text{spanning}_T(e_1, \dots, e_n)$ is true. In the general case, $\text{ortho}_T(e_1, \dots, e_n)$ is true instead, where $[e_1, \dots, e_n]$ is a subsequence of some larger sequence $[e'_1, \dots, e'_{n'}]$ such that $\text{spanning}_T(e'_1, \dots, e'_{n'})$ is true. The circuit for the orthogonality judgment can be constructed from the circuit for the spanning judgment. Given an expression e'_j in the spanning list, define V_j to be $\mathbb{I} \in \mathcal{L}(\mathcal{H}(T))$ whenever e'_j is in the ortho list, and $0 \in \mathcal{L}(\mathcal{H}(T), \mathcal{H}(\text{Void}))$ whenever it is not. The ortho circuit is then constructed as follows:

$$\begin{aligned}
& \mathcal{H}(T) \longrightarrow \boxed{\text{spanning}_T(e'_1, \dots, e'_{n'})} \xrightarrow{\mathcal{H}(T)} \boxed{\bigoplus_{j=1}^{n'} V_j} \longrightarrow \mathcal{H}(T)^{\oplus n} \\
& \quad \llbracket \text{ortho}_T(e_1, \dots, e_n) \rrbracket \\
& : \quad |v\rangle \\
& \mapsto \bigoplus_{j=1}^{n'} \sum_{\sigma \in \mathbb{V}(\Gamma_j)} \langle \sigma | \llbracket \emptyset : \emptyset \parallel \Gamma_j \vdash e'_j : T \rrbracket^\dagger |v\rangle \cdot |v\rangle \in \mathcal{H}(T)^{\oplus n'} \\
& \mapsto \bigoplus_{j=1}^{n'} \sum_{\sigma \in \mathbb{V}(\Gamma_j)} \langle \sigma | \llbracket \emptyset : \emptyset \parallel \Gamma_j \vdash e'_j : T \rrbracket^\dagger |v\rangle \cdot V_j |v\rangle \\
& = \bigoplus_{j=1}^n \sum_{\sigma \in \mathbb{V}(\Gamma_j)} \langle \sigma | \llbracket \emptyset : \emptyset \parallel \Gamma_j \vdash e_j : T \rrbracket^\dagger |v\rangle \cdot |v\rangle \in \mathcal{H}(T)^{\oplus n} \\
& \quad \llbracket \text{ortho}_T(e_1, \dots, e_n) \rrbracket^\dagger \\
& : \quad \text{inj}_j |v\rangle \\
& \mapsto \sum_{\sigma \in \mathbb{V}(\Gamma_j)} \langle \sigma | \llbracket \emptyset : \emptyset \parallel \Gamma_j \vdash e'_j : T \rrbracket^\dagger |v\rangle \cdot |v\rangle \\
& \mapsto \sum_{\sigma \in \mathbb{V}(\Gamma_j)} \langle \sigma | \llbracket \emptyset : \emptyset \parallel \Gamma_j \vdash e_j : T \rrbracket^\dagger |v\rangle \cdot |v\rangle
\end{aligned}$$

□

From the operators constructed here, it is straightforward to prove Lemmas 4.7 and 4.6, by noting that the operators in those lemmas are $\llbracket \text{ortho}_T(e_1, \dots, e_n) \rrbracket^\dagger \llbracket \text{ortho}_T(e_1, \dots, e_n) \rrbracket$ and $\llbracket \text{spanning}_T(e_1, \dots, e_n) \rrbracket^\dagger \llbracket \text{spanning}_T(e_1, \dots, e_n) \rrbracket$. In the spanning case, this construction is norm-preserving, and in the ortho case, it is norm-non-increasing.

LEMMA E.16 (ERASURE COMPILATION). *Suppose $(\Gamma, \Gamma_j \parallel \Delta, \Delta' \vdash e'_j : T')$ for all $j \in \{1, \dots, n\}$ and $\text{erases}_{T'}(x; e'_1, \dots, e'_n)$ is true for all $x \in \text{dom}(\Delta)$. Then, one can implement a Kraus operator $\llbracket \text{erases}_{T'}(\Delta; e'_1, \dots, e'_n) \rrbracket : \mathcal{H}(\Delta) \otimes \mathcal{H}(T') \rightarrow \mathcal{H}(T')$ with the following behavior for all $\sigma \in \mathbb{V}(\Gamma), \sigma_j \in \mathbb{V}(\Gamma_j), \tau \in \mathbb{V}(\Delta), \tau' \in \mathbb{V}(\Delta')$:*

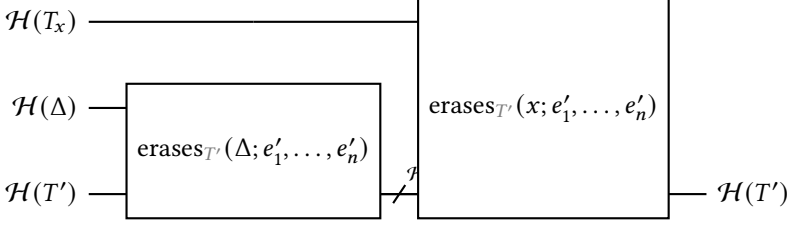
$$|\tau\rangle \otimes \llbracket \sigma, \sigma_j : \Gamma, \Gamma_j \parallel \Delta, \Delta' \vdash e'_j : T' \rrbracket |\tau, \tau'\rangle \mapsto \llbracket \sigma, \sigma_j : \Gamma, \Gamma_j \parallel \Delta, \Delta' \vdash e'_j : T' \rrbracket |\tau, \tau'\rangle$$

PROOF. We construct the circuit by recursing on Δ . In the base case, $\Delta = \emptyset$ and an identity operator (empty circuit) suffices. Thus, we focus on the inductive case where our context is $(x : T_x, \Delta)$, assuming the inductive hypothesis that $\llbracket \text{erases}_{T'}(\Delta; e'_1, \dots, e'_n) \rrbracket$ is implementable with the behavior:

$$|\tau\rangle \otimes \llbracket \sigma, \sigma_j : \Gamma, \Gamma_j \parallel x : T_x, \Delta, \Delta' \vdash e'_j : T' \rrbracket |x \mapsto v, \tau, \tau'\rangle \mapsto \llbracket \sigma, \sigma_j : \Gamma, \Gamma_j \parallel x : T_x, \Delta, \Delta' \vdash e'_j : T' \rrbracket |x \mapsto v, \tau, \tau'\rangle$$

(Note that x appears here even though this is the inductive hypothesis, which would normally be free of x . This is still a valid induction principle; we are effectively inducting on the number of variables that must be erased.) The problem is then reduced to implementing a Kraus operator $\llbracket \text{erases}_{T'}(x; e'_1, \dots, e'_n) \rrbracket : \mathcal{H}(T_x) \otimes \mathcal{H}(T') \rightarrow \mathcal{H}(T')$ with the following behavior:

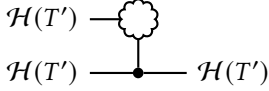
$$|v\rangle \otimes \llbracket \sigma, \sigma_j : \Gamma, \Gamma_j \parallel x : T_x, \Delta, \Delta' \vdash e'_j : T' \rrbracket |x \mapsto v, \tau, \tau'\rangle \mapsto \llbracket \sigma, \sigma_j : \Gamma, \Gamma_j \parallel x : T_x, \Delta, \Delta' \vdash e'_j : T' \rrbracket |x \mapsto v, \tau, \tau'\rangle$$



$$\begin{aligned}
 & \llbracket \text{erases}_{T'}(x : T_x, \Delta; e'_1, \dots, e'_n) \rrbracket \\
 & : \quad |x \mapsto v, \tau\rangle \otimes \llbracket \sigma, \sigma_j : \Gamma, \Gamma_j \parallel x : T_x, \Delta, \Delta' \vdash e'_j : T' \rrbracket |x \mapsto v, \tau, \tau'\rangle \\
 & \mapsto |v\rangle \otimes \llbracket \sigma, \sigma_j : \Gamma, \Gamma_j \parallel x : T_x, \Delta, \Delta' \vdash e'_j : T' \rrbracket |x \mapsto v, \tau, \tau'\rangle \\
 & \mapsto \llbracket \sigma, \sigma_j : \Gamma, \Gamma_j \parallel x : T_x, \Delta, \Delta' \vdash e'_j : T' \rrbracket |x \mapsto v, \tau, \tau'\rangle
 \end{aligned}$$

The rest of this proof constructs this gate $\llbracket \text{erases}_{T'}(x; e'_1, \dots, e'_n) \rrbracket$ by induction on the rule used to prove the erasure judgment.

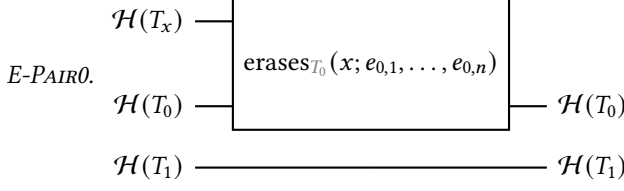
E-VAR. In this case, $e'_1 = \dots = e'_n = x$ and $T' = T_x$. We know that $\Delta = \Delta' = \emptyset$ because these contexts must be relevant.



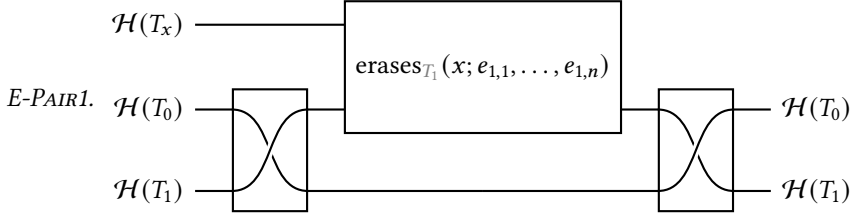
$$\begin{aligned}
 & \llbracket \text{erases}_{T'}(x; e'_1, \dots, e'_n) \rrbracket \\
 & : \quad |v\rangle \otimes \llbracket \sigma, \sigma_j : \Gamma, \Gamma_j \parallel x : T' \vdash x : T' \rrbracket |x \mapsto v\rangle \\
 & = \quad |v\rangle \otimes |v\rangle \\
 & \mapsto |v\rangle \\
 & = \quad \llbracket \sigma, \sigma_j : \Gamma, \Gamma_j \parallel x : T' \vdash x : T' \rrbracket |x \mapsto v\rangle
 \end{aligned}$$

E-GPHASE. In this case, the circuit produced by the inductive hypothesis already has the needed behavior.

$$\begin{aligned}
 & \llbracket \text{erases}_{T'}(x; e'_1, \dots, e'_{j-1}, e'_j \triangleright \text{gphase}_T(r), e'_{j+1}, \dots, e'_n) \rrbracket \\
 & : \quad |v\rangle \otimes \llbracket \sigma, \sigma_j : \Gamma, \Gamma_j \parallel x : T_x, \Delta, \Delta' \vdash e'_j \triangleright \text{gphase}_T(r) : T' \rrbracket |x \mapsto v, \tau, \tau'\rangle \\
 & = \quad |v\rangle \otimes e^{ir} \llbracket \sigma, \sigma_j : \Gamma, \Gamma_j \parallel x : T_x, \Delta, \Delta' \vdash e'_j : T' \rrbracket |x \mapsto v, \tau, \tau'\rangle \\
 & \mapsto e^{ir} \llbracket \sigma, \sigma_j : \Gamma, \Gamma_j \parallel x : T_x, \Delta, \Delta' \vdash e'_j : T' \rrbracket |x \mapsto v, \tau, \tau'\rangle \\
 & = \quad \llbracket \sigma, \sigma_j : \Gamma, \Gamma_j \parallel x : T_x, \Delta, \Delta' \vdash e'_j \triangleright \text{gphase}_T(r) : T' \rrbracket |x \mapsto v, \tau, \tau'\rangle
 \end{aligned}$$



$$\begin{aligned}
& \llbracket \text{erases}_{T_0 \otimes T_1}(x; (e_{0,1}, e_{1,1}), \dots, (e_{0,n}, e_{1,n})) \rrbracket \\
& : \quad |v\rangle \otimes \llbracket \sigma, \sigma_j : \Gamma, \Gamma_j \parallel x : T_x, \Delta, \Delta' \vdash (e_{0,j}, e_{1,j}) : T_0 \otimes T_1 \rrbracket |x \mapsto v, \tau, \tau'\rangle \\
& = \quad |v\rangle \otimes \llbracket \sigma, \sigma_j : \Gamma, \Gamma_j \parallel x : T_x, \Delta_*, \Delta_0, \Delta_1, \Delta'_*, \Delta'_0, \Delta'_1 \vdash (e_{0,j}, e_{1,j}) : T_0 \otimes T_1 \rrbracket |x \mapsto v, \tau_*, \tau_0, \tau_1, \tau'_*, \tau'_0, \tau'_1\rangle \\
& = \quad |v\rangle \otimes \llbracket \sigma, \sigma_j : \Gamma, \Gamma_j \parallel x : T_x, \Delta_*, \Delta_0, \Delta'_*, \Delta'_0 \vdash e_{0,j} : T_0 \rrbracket |x \mapsto v, \tau_*, \tau_0, \tau'_*, \tau'_0\rangle \\
& \quad \otimes \llbracket \sigma, \sigma_j : \Gamma, \Gamma_j \parallel x : T_x, \Delta_*, \Delta_1, \Delta'_*, \Delta'_1 \vdash e_{1,j} : T_1 \rrbracket |x \mapsto v, \tau_*, \tau_1, \tau'_*, \tau'_1\rangle \\
& \mapsto \llbracket \sigma, \sigma_j : \Gamma, \Gamma_j \parallel x : T_x, \Delta_*, \Delta_0, \Delta'_*, \Delta'_0 \vdash e_{0,j} : T_0 \rrbracket |x \mapsto v, \tau_*, \tau_0, \tau'_*, \tau'_0\rangle \\
& \quad \otimes \llbracket \sigma, \sigma_j : \Gamma, \Gamma_j \parallel x : T_x, \Delta_*, \Delta_1, \Delta'_*, \Delta'_1 \vdash e_{1,j} : T_1 \rrbracket |x \mapsto v, \tau_*, \tau_1, \tau'_*, \tau'_1\rangle \\
& = \quad \llbracket \sigma, \sigma_j : \Gamma, \Gamma_j \parallel x : T_x, \Delta, \Delta' \vdash (e_{0,j}, e_{1,j}) : T_0 \otimes T_1 \rrbracket |x \mapsto v, \tau, \tau'\rangle
\end{aligned}$$



$$\begin{aligned}
& \llbracket \text{erases}_{T_0 \otimes T_1}(x; (e_{0,1}, e_{1,1}), \dots, (e_{0,n}, e_{1,n})) \rrbracket \\
& : \quad |v\rangle \otimes \llbracket \sigma, \sigma_j : \Gamma, \Gamma_j \parallel x : T_x, \Delta, \Delta' \vdash (e_{0,j}, e_{1,j}) : T_0 \otimes T_1 \rrbracket |x \mapsto v, \tau, \tau'\rangle \\
& = \quad |v\rangle \otimes \llbracket \sigma, \sigma_j : \Gamma, \Gamma_j \parallel x : T_x, \Delta_*, \Delta_0, \Delta_1, \Delta'_*, \Delta'_0, \Delta'_1 \vdash (e_{0,j}, e_{1,j}) : T_0 \otimes T_1 \rrbracket |x \mapsto v, \tau_*, \tau_0, \tau_1, \tau'_*, \tau'_0, \tau'_1\rangle \\
& = \quad |v\rangle \otimes \llbracket \sigma, \sigma_j : \Gamma, \Gamma_j \parallel x : T_x, \Delta_*, \Delta_0, \Delta'_*, \Delta'_0 \vdash e_{0,j} : T_0 \rrbracket |x \mapsto v, \tau_*, \tau_0, \tau'_*, \tau'_0\rangle \\
& \quad \otimes \llbracket \sigma, \sigma_j : \Gamma, \Gamma_j \parallel x : T_x, \Delta_*, \Delta_1, \Delta'_*, \Delta'_1 \vdash e_{1,j} : T_1 \rrbracket |x \mapsto v, \tau_*, \tau_1, \tau'_*, \tau'_1\rangle \\
& \mapsto \llbracket \sigma, \sigma_j : \Gamma, \Gamma_j \parallel x : T_x, \Delta_*, \Delta_0, \Delta'_*, \Delta'_0 \vdash e_{0,j} : T_0 \rrbracket |x \mapsto v, \tau_*, \tau_0, \tau'_*, \tau'_0\rangle \\
& \quad \otimes \llbracket \sigma, \sigma_j : \Gamma, \Gamma_j \parallel x : T_x, \Delta_*, \Delta_1, \Delta'_*, \Delta'_1 \vdash e_{1,j} : T_1 \rrbracket |x \mapsto v, \tau_*, \tau_1, \tau'_*, \tau'_1\rangle \\
& = \quad \llbracket \sigma, \sigma_j : \Gamma, \Gamma_j \parallel x : T_x, \Delta, \Delta' \vdash (e_{0,j}, e_{1,j}) : T_0 \otimes T_1 \rrbracket |x \mapsto v, \tau, \tau'\rangle
\end{aligned}$$

We have thus demonstrated that a circuit with these semantics can always be constructed. \square