

Translation between Molecules and Natural Language

Carl Edwards^{1*}, Tuan Lai^{1,2*}, Kevin Ros¹, Garrett Honke², Heng Ji¹

¹University of Illinois Urbana-Champaign

²X, the Moonshot Factory

{cne2, tuanml2, kjros2, hengji}@illinois.edu
ghonk@google.com

Abstract

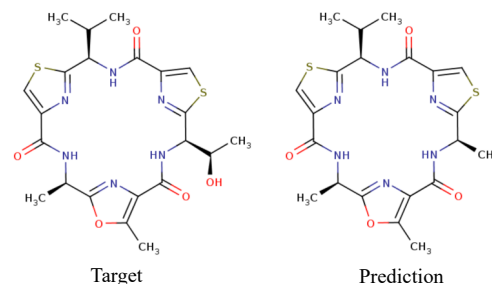
Joint representations between images and text have been deeply investigated in the literature. In computer vision, the benefits of incorporating natural language have become clear for enabling semantic-level control of images. In this work, we present **MolT5** – a self-supervised learning framework for pretraining models on a vast amount of unlabeled natural language text and molecule strings. **MolT5** allows for new, useful, and challenging analogs of traditional vision-language tasks, such as molecule captioning and text-based de novo molecule generation (altogether: translation between molecules and language), which we explore for the first time. Furthermore, since **MolT5** pretrains models on single-modal data, it helps overcome the chemistry domain shortcoming of data scarcity. Additionally, we consider several metrics, including a new cross-modal embedding-based metric, to evaluate the tasks of molecule captioning and text-based molecule generation. By interfacing molecules with natural language, we enable a higher semantic level of control over molecule discovery and understanding—a critical task for scientific domains such as drug discovery and material design. Our results show that **MolT5**-based models are able to generate outputs, both molecule and text, which in many cases are high quality and match the input modality. On molecule generation, our best model achieves 30% exact matching test accuracy (i.e., it generates the correct structure for about one-third of the captions in our held-out test set).¹

1 Introduction

Imagine a future where a doctor can write a few sentences describing a specialized drug for treating a patient and then receive the exact structure of

* indicates equal contributions.

¹The programs, models, and resources will be made available at <https://github.com/blender-nlp/MolT5>.



The molecule is an eighteen-membered homodetic cyclic peptide which is isolated from *Oscillatoria* sp. and exhibits antimalarial activity against the W2 chloroquine-resistant strain of the malarial parasite, *Plasmodium falciparum*. It has a role as a metabolite and an antimalarial. It is a homodetic cyclic peptide, a member of 1,3-oxazoles, a member of 1,3-thiazoles and a macrocycle.

Figure 1: An example output from our model for the molecule generation task. The left is the ground truth, and the right is a molecule generated from the given natural language caption.

the desired drug. Although this seems like science fiction now, with progress in integrating natural language and molecules, it might well be possible in the future. Historically, drug creation has commonly been done by humans who design and build individual molecules. In fact, bringing a new drug to market can cost over a billion dollars and take over ten years (Gaudelet et al., 2021). Recently, there has been considerable interest in using new deep learning tools to facilitate in silico drug design—a field often called cheminformatics (Rifaioglu et al., 2018). Yet, many of these experiments still focus on molecules and their low-level properties, such as logP, the octanol/water partition, which helps measure the lipophilicity of a molecule (Bagal et al., 2021). In the future, we foresee a need for a higher-level control over molecule design, which can easily be facilitated by natural language.

In this work, we pursue an ambitious goal of translating between molecules and language by proposing two new tasks: molecule captioning and text-guided de novo molecule generation. In molecule captioning, we take a molecule (e.g., as

a SMILES string) and generate a caption that describes it (Figure 2). In text-guided molecule generation, the task is to create a molecule that matches a given natural language description (Figure 1). These new tasks would help to accelerate research in multiple scientific domains by enabling chemistry domain experts to generate new molecules and better understand them using natural language.

As a roadmap to multimodal molecule-language interactions, one can look to the intersection between natural language processing and computer vision (V+L), which has been studied extensively. Image captioning, for example, has made significant progress (Herdade et al., 2019; Pan et al., 2020), and recent datasets for the task have also grown to large sizes (Chen et al., 2015). The benefits of incorporating natural language have become clear for enabling semantic-level control of images; as such, there is more and more interest in multimedia data and models (Chen et al., 2019; Li et al., 2020a; Radford et al., 2021; Ramesh et al., 2021).

While our proposed molecule-language tasks share some similarities with V+L tasks, they have several inherent difficulties that separate them from existing vision-language analogs: 1) creating annotations for molecules requires significant domain expertise, 2) thus, it is significantly more difficult to acquire large numbers of molecule-description pairs, 3) the same molecule can have many functions and thus be described in very different ways, which causes 4) existing evaluation measures based on reference descriptions, such as BLEU, to fail to adequately evaluate these tasks.

To address the issue of data scarcity (i.e., difficulties 1 and 2), we propose a new self-supervised learning framework named MolT5 (**M**olecular **T**5) that is inspired by the recent progress in pretraining multilingual models (Devlin et al., 2019; Liu et al., 2020). MolT5 first pretrains a model on a vast amount of unlabeled natural language text and molecule strings using a simple denoising objective. After that, the pretrained model is finetuned on limited gold standard annotations. Furthermore, to adequately evaluate models for molecule captioning or generation, we consider various kinds of metrics and also propose a new metric named Text2Mol (Edwards et al., 2021). Text2Mol repurposes a retrieval model for assessing the similarity between the ground truth molecule/description and the generated description/molecule, respectively.

To the best of our knowledge, there is no work

yet on molecule captioning or text-guided molecule generation. The closest existing work attempts to convert images of molecules to their SMILES or InChi string formats (Sundaramoorthy et al., 2021; Campos and Ji, 2021), to generate reaction steps in natural language (Vaucher et al., 2021), or to retrieve molecules from natural language (Edwards et al., 2021). In molecule captioning, however, we take a molecule as input and generate a caption that describes it. The closest current approaches to this would fall within the scope of image captioning (Li et al., 2020b; Hu et al., 2021). Current work in de novo molecule design primarily focuses on applying existing types of generative models to molecules (Olivecrona et al., 2017; Kell et al., 2020; Krenn et al., 2020; Polykovskiy et al., 2020).

In summary, our main contributions are:

1. We propose two new tasks: 1) molecule captioning, where a description is generated for a given molecule, and 2) text-based de novo molecule generation, where a molecule is generated to match a given text description.
2. We consider multiple evaluation metrics for these new tasks, and we propose a new cross-modal retrieval similarity metric based on Text2Mol (Edwards et al., 2021).
3. We propose **MolT5**: a self-supervised learning framework for jointly training a model on molecule string representations and natural language text, which is then finetuned on a cross-modal task.

2 Tasks

With the ambitious goal of bi-directional translation between molecules and language, we propose two new novel tasks: molecule captioning (Section 2.1) and text-based de novo molecule generation (Section 2.2).

2.1 Molecule Captioning

For any given molecule, the goal of molecule captioning is to describe the molecule and what it does. At a high level, molecule captioning is very similar to image captioning. Figure 2 compares an example of molecule captioning from the CheBI-20 dataset (Edwards et al., 2021), which we use for training, with an example of image captioning from COCO (Chen et al., 2015). The molecule captioning case is considerably more difficult due to the increased linguistic variety in possible captions. For example, a molecule could be described with an

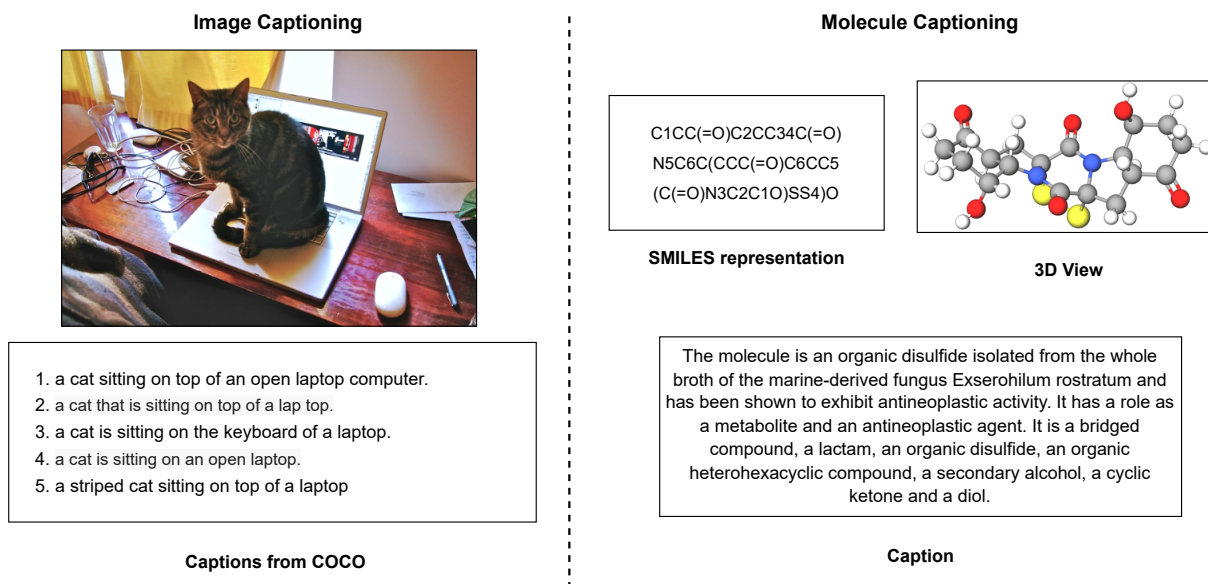


Figure 2: An example of both the image captioning task (Chen et al., 2015) and molecule captioning. Molecule captioning is considerably more difficult because of the increased linguistic variety in possible captions.

IUPAC name, with one of many different synthetic routes from known precursor molecules, in terms of the properties (e.g. carcinogenic or lipophilic), with the applications of the molecule (e.g. a dye, an antipneumonic, or an antifungal), or in terms of its functional groups (e.g. “substituted by hydroxy groups at positions 5 and 7 and a methyl group at position 8”), among other methods.

Unlike in the image domain, molecules are often represented as SMILES strings (Weininger, 1988; Weininger et al., 1989), a linearization of the molecular graph which can be interpreted as a language for molecules. Thus, this task can be considered an exotic translation task, and sequence to sequence models serve as excellent baselines. Existing work on image captioning cannot be easily applied to this task because molecules are discrete graphs while images are continuous vectors; instead existing work is more applicable to tasks such as converting images to SMILES strings (Campos and Ji, 2021).

2.2 Text-Based de Novo Molecule Generation

The goal of the de novo molecule generation task is to train a model which can generate a variety of possible new molecules. Existing work tends to focus on evaluating the model coverage of the chemical space (Polykovskiy et al., 2020). Instead, we propose generating molecules based on a natural language description of the desired molecule—this is essentially swapping the input and output

for the captioning task. An example of this task is shown in Figure 1. Recent work, such as DALL·E (Ramesh et al., 2021), which generates images from text, has shown the ability to seamlessly integrate multiple properties, such as chairs and avocados, in an image. This points towards exciting applications in the molecule generation domain via the usage of natural language.

3 Evaluation Metrics

3.1 Text2Mol Metric

Many evaluation metrics have been proposed which leverage pretrained models, such as Fréchet Inception Distance (Heusel et al., 2017) for images, BERTScore (Zhang et al., 2019) for natural language, and Fréchet ChemNet distance (Preuer et al., 2018) for molecules. Cross-modal tasks have been evaluated using information retrieval metrics—(Ye et al., 2015) conducts event video retrieval given a natural language input. Since we are considering a new multimodal task between molecules and text, we introduce the Text2Mol metric. This is based off of (Edwards et al., 2021), which trained a retrieval model to rank molecules given their text descriptions. However, the ranking function uses cosine similarity between embeddings, which allows this Text2Mol to be repurposed for evaluating the similarity between the ground truth molecule/description and the generated description/molecule, respectively. We train a base MLP model from Text2Mol for 320 epochs,

which we will release for reproducibility. This model is used to generate similarities of the candidate molecule-description pairs, which can be compared to the average similarity of the ground truth molecule-description pairs. We also note that negative molecule-description pairs have an average similarity of roughly zero (i.e. the embeddings are perpendicular).

3.2 Evaluating Molecule Captioning

Traditionally, captioning tasks have been evaluated by natural language generation metrics such as BLEU (Papineni et al., 2002), ROUGE (Lin, 2004), and METEOR (Banerjee and Lavie, 2005). Unlike captioning tasks such as COCO (Chen et al., 2015), which has several captions per image, in our task we only have one reference caption. This makes these metrics less effective, especially because there are many non-overlapping ways to describe a molecule. Nonetheless, we still report these scores for comparison. We report aggregated sentence-level METEOR scores.

3.3 Evaluating de Novo Molecule Generation from Text

Over the last few years, considerable excitement has grown applying deep generative models to de novo molecule generation. Because of this, a number of metrics have been proposed, such as novelty and scaffold similarity (Polykovskiy et al., 2020). However, many of these metrics do not apply to our problem—we want our generated molecule to match the input text instead of being generally diverse. Instead, we consider metrics which measure the distance to either the ground truth molecule, such as (Preuer et al., 2018) and (Campos and Ji, 2021), or the ground truth description, such as our proposed Text2Mol-based metric.

We employ three fingerprint metrics: MACCS FTS, RDK FTS, and Morgan FTS, where FTS stands for fingerprint Tanimoto similarity (Tanimoto, 1958). MACCS (Durant et al., 2002), RDK (Schneider et al., 2015), and Morgan (Rogers and Hahn, 2010) are each fingerprinting methods for molecules. The fingerprints of two molecules are compared using Tanimoto similarity (also commonly known as Jaccard index), and the average similarity over the evaluation dataset is reported. See (Campos and Ji, 2021) for more details. We also report exact SMILES string matches, Levenshtein distance (Miller et al., 2009), and SMILES BLEU scores as in (Campos and Ji, 2021).

Preuer et al. (2018) propose Fréchet ChemNet Distance (FCD), which is inspired by the Fréchet Inception Distance (FID) (Heusel et al., 2017). FCD is based on the penultimate layer of a network called “ChemNet”, which was trained to predict the activity of drug molecules. Thus, FCD takes into account chemical and biological information about molecules in order to compare them. This allows molecules to be compared based on the latent information required to predict useful properties rather than a string-based metric.

In the case of models which use SMILES strings, many generated molecules are syntactically invalid. Thus, we report validity as the percent of molecules which can be processed by RDKit (Lan-drum, 2021) as in (Polykovskiy et al., 2020). We report metrics on the successful molecules, as in (Campos and Ji, 2021).

4 MolT5 – Multimodal Text-Molecule Representation Model

We can crawl a massive amount of natural language text from the Internet. For example, Raffel et al. (2019) built a Common Crawl-based dataset that contains over 700 GB of reasonably clean and natural English text. On the other hand, over a billion molecules are also available from public databases such as ZINC-15 (Sterling and Irwin, 2015a). Inspired by the recent progress in large-scale pre-training (Raffel et al., 2019; Ramesh et al., 2021), we propose a new self-supervised learning framework named **MolT5** (**M**olecular **T**5) to leverage the vast amount of unlabeled natural language text and molecule strings.

Figure 3 shows an overview of MolT5. We first initialize an encoder-decoder Transformer model (Vaswani et al., 2017) using one of the public checkpoints of T5.1.1², an improved version of T5 (Raffel et al., 2019). After that, we pretrain the model using the “replace corrupted spans” objective (Raffel et al., 2019). More specifically, during each pretraining step, we sample a minibatch comprising both natural language sequences and SMILES sequences. For each sequence, some words in the sequence are randomly chosen for corruption. Each consecutive span of corrupted tokens is replaced by a sentinel token (shown as [X] and [Y] in Figure 3). Then the task is to predict the dropped-out spans.³

²<https://tinyurl.com/t511-ckpts>

³For more explanation of the pretraining task, we refer the readers to the original T5 paper (Raffel et al., 2019).

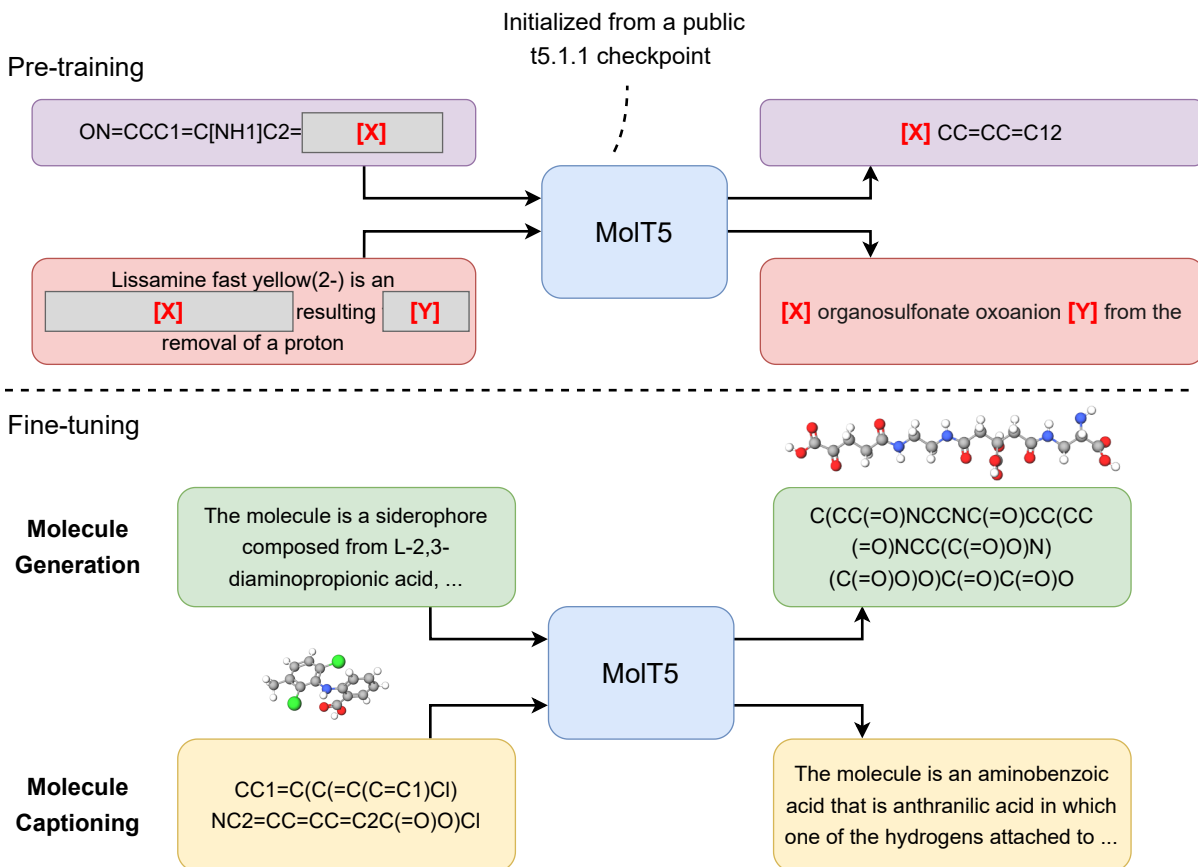


Figure 3: A diagram of our framework. We first pre-train MolT5 on a large amount of data of both SMILES string and natural language using the “replace corrupted spans” objective (Raffel et al., 2019). After the pre-training stage, MolT5 can be easily fine-tuned for either the task of molecule captioning or generation (or both).

Molecules (e.g. represented as SMILES strings) can be thought of as a language with a very unique grammar. Then, intuitively, our pretraining stage essentially trains a single language model on two monolingual corpora from two different languages, and there is no explicit alignment between the two corpora. This approach is similar to how some multilingual language models such as mBERT (Devlin et al., 2019) and mBART (Liu et al., 2020) were pre-trained. As models such as mBERT demonstrate excellent cross-lingual capabilities (Pires et al., 2019), we also expect models pretrained using MolT5 to be useful for text-molecule translation tasks.

After the pretraining process, we can finetune the pretrained model for either molecule captioning or generation (depicted by the bottom half of Figure 3). In molecule generation, the input is a description, and the output is the SMILES representation of the target molecule. On the other hand, in molecule captioning, the input is the SMILES string of some molecule, and the output is a caption describing the input molecule.

5 Experiments and Results

5.1 Data

Pretraining Data As described in Section 4, the pretraining stage of MolT5 requires two monolingual corpora: one consisting of natural language text and the other consisting of molecule representations. We use the “Colossal Clean Crawled Corpus” (C4) (Raffel et al., 2019) as the pretraining dataset for the textual modality. For the molecular modality, we directly utilize the 100 million SMILES strings used in Chemformer (Irwin et al., 2021). As these strings were selected from the ZINC-15 dataset (Sterling and Irwin, 2015b), we refer to this pretraining dataset as ZINC from this point.

Finetuning and Evaluation Data We use the ChEBI-20 dataset (Edwards et al., 2021) as our gold standard data for finetuning and evaluation. It consists of 33,010 molecule-description pairs, which are separated into 80/10/10% train/validation/test splits. In this paper, we work

with SMILES strings, so we remove two molecules represented by the wildcard SMILES string: “*”. We use this dataset to finetune MolT5-based models and to train our baseline models. Furthermore, many captions in ChEBI-20 contain a name for the molecule at the start of the string (e.g., “Rostratin D is an organic disulfide isolated from ...”). To force the models to focus on the semantics of the description, we replace the molecule’s name with “The molecule is [...]” (e.g., “The molecule is an organic disulfide isolated from ...”).

5.2 Baselines

Any sequence-to-sequence model is applicable to our new tasks (i.e., molecule captioning and generation). We implement the following baselines:

1. **RNN-GRU** (Cho et al., 2014). We implement a 4-layer GRU recurrent neural network with a hidden size of 512. We use a learning rate of $1e-4$ and a batch size of 128 for molecule generation. For caption generation, a batch size of 116 is used. The number of training epochs is 50. Additionally, the encoder is bidirectional. For training, teacher forcing is used 50% of the time, and gradient clipping to 50 is applied.
2. **Transformer** (Vaswani et al., 2017). We train a vanilla Transformer model consisting of six encoder and decoder layers. The number of training epochs is 40, the batch size is 16, and the learning rate is $1e-4$. We use a linear decay with a warmup of 400 steps.
3. **T5** (Raffel et al., 2019). We experiment with three public T5.1.1 checkpoints⁴: small, base, and large. We finetune each checkpoint for molecule captioning or molecule generation using the open-sourced t5x framework (Roberts et al., 2022). The number of training steps is set to be 50,000. The dropout rate is set to be 0.0 for the small and base models, and it is set to be 0.1 for the large model. For other hyperparameters, we use the default values provided by the t5x framework.

We train the baseline models on the ChEBI-20 dataset using SMILES representations for the molecules. Molecule captioning and generation are trained with molecules as input/output and text as output/input. Sequences are limited to 512 tokens

for input and output. During inference, a beam decoder with a beam size of 5 is used.

On the RNN and vanilla Transformer models, we use a character-split vocabulary for SMILES. For the text vocabulary, we use SciBERT’s 31,090-token vocabulary (Beltagy et al., 2019).

5.3 Pretraining Process and Hyperparameters

Before the actual pretraining process, we initialize an encoder-decoder Transformer model using a public checkpoint of T5.1.1 (either *t5.1.1.small*, *t5.1.1.base*, or *t5.1.1.large*). Next, we pretrain the model on the combined dataset of C4 and ZINC (i.e., C4+ZINC) for 1 million steps. Each step uses a batch size of 256 evenly split between the text and molecule sequences. After this, we finetune the pretrained model on ChEBI-20 for either molecule captioning or generation. Similar to training T5 baselines (Section 5.2), we set the number of finetuning steps to be 50,000.

5.4 Molecule Captioning

Table 1 shows reported results on the molecule captioning test. We find that the large pretrained models, either T5 or MolT5, are considerably better at generating realistic language to describe the molecule than the Transformer or RNN. We notice that the RNN model is more capable of extracting relevant properties from molecules than the Transformer, but it generally produces ungrammatical outputs. On the other hand, the Transformer baseline produces grammatical outputs, but they tend to repeat the same properties, such as carcinogenic, regardless of whether they apply. For this reason, the Text2Mol scores are much lower for the Transformer model, since its outputs match the given molecule much less frequently. We speculate that the ChEBI-20 dataset is too small to effectively train a transformer without large-scale natural language pretraining. We find that our additional pretraining of MolT5 results in a reasonable increase over T5 in captioning performance on both the traditional NLG metrics as well as our Text2Mol metric for each model size.

Several examples of different model outputs are shown in Figure 5. In the first example (1), we see that MolT5’s description matches best, identifying the molecule as a “GDP-L-galactose”. We find that MolT5 is usually able to recognize what general class of molecule it is looking at (e.g. cyclohexanone, maleate salt, etc.). Generally, all models

⁴<https://tinyurl.com/t511-ckpts>

Model	BLEU-2	BLEU-4	ROUGE-1	ROUGE-2	ROUGE-L	METEOR	Text2Mol
Ground Truth							0.609
RNN	0.303	0.213	0.347	0.191	0.303	0.337	0.426
Transformer	0.061	0.027	0.188	0.0597	0.165	0.126	0.0575
T5-Small	0.525	0.414	0.612	0.457	0.568	0.533	0.526
MolT5-Small	0.520	0.436	0.624	0.475	0.581	0.549	0.540
T5-Base	0.533	0.423	0.614	0.460	0.571	0.538	0.522
MolT5-Base	0.540	0.457	0.636	0.489	0.594	0.563	0.547
T5-Large	0.558	0.467	0.631	0.482	0.584	0.570	0.563
MolT5-Large	0.594	0.508	0.650	0.509	0.605	0.591	0.582

Table 1: Molecule captioning results for the different baseline models on the test split of the CheBI-20 dataset. Rouge scores are F1 values.

Model	BLEU \uparrow	Exact \uparrow	Levenshtein \downarrow	MACCS FTS \uparrow	RDKit FTS \uparrow	Morgan FTS \uparrow	FCD \downarrow	Text2Mol \uparrow	Validity \uparrow
Ground Truth	1.000	1.000	0.0	1.000	1.000	1.000	0.0	0.609	1.0
RNN	0.652	0.004	38.09	0.591	0.400	0.362	0.223	0.409	0.542
Transformer	0.499	0.000	57.66	0.480	0.320	0.217	0.379	0.277	0.906
T5-Small	0.741	0.063	27.7	0.704	0.578	0.525	0.213	0.479	0.608
MolT5-Small	0.755	0.076	25.99	0.704	0.568	0.517	0.198	0.482	0.721
T5-Base	0.762	0.067	24.95	0.731	0.605	0.545	0.177	0.499	0.66
MolT5-Base	0.769	0.080	24.46	0.721	0.588	0.529	0.185	0.496	0.772
T5-Large	0.854	0.272	16.721	0.823	0.731	0.670	0.117	0.552	0.902
MolT5-Large	0.854	0.302	16.07	0.834	0.746	0.684	0.116	0.554	0.905

Table 2: De novo molecule generation results for the different baseline models on the test split of the CheBI-20 dataset.

often look for the closest compound they know and base their caption on that. The argon atom, example (4) with SMILES '[39Ar]', is not present in the training dataset bonded to any other atoms (likely because it is an inert noble gas). All models recognize that (4) is a single atom, but they are unable to describe it. Interestingly, T5 comes closer to the actual atomic mass than MolT5 – it may pick up on the number 39 in the SMILES string better without pretraining. In (7), the models try to caption a histological dye. MolT5 captions the molecule as an azure histological dye, which is very close to the ground truth "brilliant cresyl blue", while T5 does not.

In the Transformer model, we see a phenomenon where many descriptions are reused. In the examples (2,7), the Transformer claims both molecules are deuterated and in (5,6) it claims that both are isotopes of oxygen, even though this is clearly not true. The RNN, on the other hand, tends to capture more properties of the molecule but has poor grammar. In (7), it recognizes the molecule as a dye, and it recognizes (6) as an antineoplastic agent. It recognizes (2) is an organofluorine compound, but it repeats this several times. Since it is extracting meaningful properties, the RNN achieves a much higher Text2Mol score than the Transformer.

5.5 Text-Based de novo Molecule Generation

As in the captioning task, we see that the RNN models tend to outperform the Transformer model in molecule generation. One interesting difference, however, is that the Transformer has a high validity; we speculate that the Transformer model is restricting itself to very confident outputs, much like in the captioning case where it repeats outputs. The large pretrained models perform much better than the RNN and Transformer models just as in the captioning task. Although it is well known that scaling model size and pretraining data leads to significant performance increases (Kaplan et al., 2020), it was still surprising to see the results on this task. For example, a default T5 model, which was only pretrained on text data, is capable of generating molecules which are much closer to the ground truth than the RNN and which are often valid. This trend also persists as language model size scales, since T5-large with 770M parameters outperforms the specifically pretrained MolT5-small with 60M parameters. Still, the pretraining in MolT5 slightly improves some molecule generation results, with especially large gains in validity.

We show results for the models in Figure 4 and in Appendix B Figures 6 and 7, which we number by input description. We find that compared to T5, MolT5 is better able to understand instructions

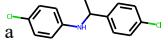
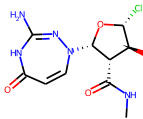
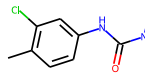
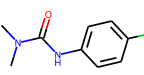
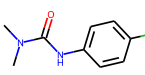
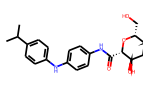
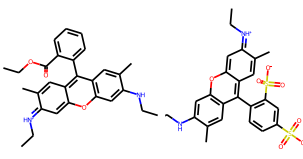
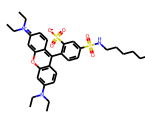
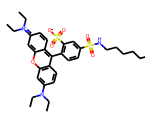
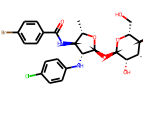
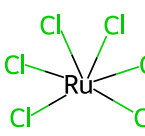
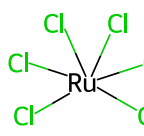
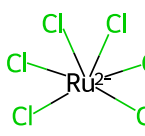
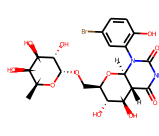
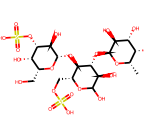
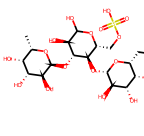
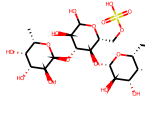
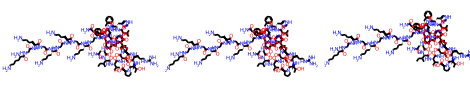

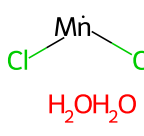
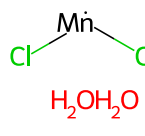
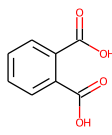
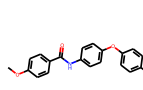
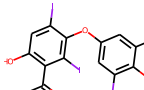
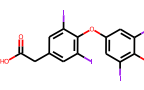
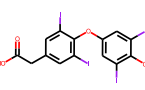
	Input	RNN	Transformer	T5	MolT5	Ground Truth
1	The molecule is a member of the class of phenylureas that is urea in which one of the nitrogens is substituted by a p-chlorophenyl group while the other is substituted by two methyl groups. It has a role as a herbicide, a xenobiotic and an environmental contaminant. It is a member of monochlorobenzenes and a member of phenylureas.					
2	The molecule is a sulfonated xanthen dye of absorption wavelength 573 nm and emission wavelength 591 nm. It has a role as a fluorochrome.	Invalid				
3	The molecule is a perchlorometallate anion having six chlorines and ruthenium(IV) as the metal component. It is a perchlorometallate anion and a ruthenium coordination entity.	HCl HCl HCl				
4	The molecule is a trisaccharide derivative that consists of 6-sulfated D-glucose having an alpha-L-fucosyl residue attached at position 3 and a beta-D-galactosyl residue attached at position 4. It has a role as an epitope. It is a trisaccharide derivative and an oligosaccharide sulfate.	Invalid				
5	The molecule is a linear 27-membered polypeptide comprising the sequence Lys-Gly-Lys-Gly-Lys-Gly-Lys-Gly-Lys-Gly-Glu-Asn-Pro-Val-Val-His-Phe-Phe-Tyr-Asn-Ile-Val-Thr-Pro-Arg-Thr-Pro. Corresponds to the sequence of the myelin basic protein 83-99 (MBP83-99) immunodominant epitope with the lysyl residue at position 91 replaced by tyrosyl [MBP83-99(Y(91))] and with an (L-lysylglycyl)5 [(KG5)] linker attached to the glutamine(83) (E(83)) residue.	Invalid	Invalid			
6	The molecule is a hydrate that is the dihydrate form of manganese(II) chloride. It has a role as a MRI contrast agent and a nutraceutical. It is a hydrate, an inorganic chloride and a manganese coordination entity.	$\cdot O^-$ H_2O H_2O $H_2OH_2OH_2O$ Na^+		Mn^{2+} Cl^- H_2OH_2O Cl^-		
7	The molecule is a monocarboxylic acid that is thyroacetic acid carrying four iodo substituents at positions 3, 3', 5 and 5'. It has a role as a thyroid hormone, a human metabolite and an apoptosis inducer. It is an iodophenol, a 2-halophenol, a monocarboxylic acid and an aromatic ether.					

Figure 4: Examples of molecules generated by different models.

CCN(C)C1=CC=C2C(=C1)OC(=C3C=C(C)C(=C3)N)N2

for manipulating molecules, as shown in examples (1, 4, 5, 6, 7, 17, 18, 21). In many cases, MolT5 obtains exact matches with the ground truth (1, 4, 5, 6, 7, 8, 10, 12, 17, 20, 21). (6) is an interesting case, since it shows that MolT5 can understand crystalline solids like hydrates. (5) is another interesting example; it is the longest SMILES string, at 474 characters, which MolT5 is able to generate an exact match for. MolT5 understands peptides and can produce them from descriptions (5,15,17). Additionally, it also shows this ability for saccharides (4, 21) and enzymes (8,20). MolT5 is able to understand rare atoms such as Ruthenium (3). However, in this case it still misses the atom’s charge. Some examples, such as (2), lack details so the molecules generated by MolT5 may be interesting to investigate.

As expected from its validity score, the RNN model has the most invalid matches. The Transformer, on the other hand, is rarely invalid. Like in the caption case, we note that the Transformer seems to be risk-averse. (4) is an example of this, where the RNN fails and the Transformer outputs a molecule which is very different than the ground truth instead of also failing. An example of an invalid SMILES string is (13)–T5 outputs “*C(C Cl)Cl*”. A more complicated example (19) from the RNN of a broken SMILES string is “*C1=CC2=C(C(=C1)S(=O)(=O)O)C3=CC(=C(C=C3)S(=O)(=O)O)C4=CC=C(C=C4)S(=O)(=O)O*”, which contains a broken ring.

5.6 Ablations

We perform ablations on MolT5-Small pretraining, which are shown in Appendix A. If the model is only pretrained on the ZINC SMILES strings, then generated molecule validity increases significantly, as expected. Surprisingly, this leads to decreased similarity of the generated molecules to the ground truth. We speculate that more valid molecules are generated but that they occupy a larger portion of the chemical space, so they are farther from the molecules in ChEBI-20. While it would be expected that ZINC-only training would hurt natural language generation, we observe on the captioning task that performance differences are negligible. Joint training on C4+ZINC appears to effectively capture the benefits of each type of pretraining.

6 Related Work

6.1 Multimedia Representation

Much recent work on multimedia representations falls into vision-language models which leverage transformers (Chen et al., 2019; Su et al., 2020; Lu et al., 2019). More fine-grained multimedia embedding approaches have also been explored, such as (Li et al., 2020a) which integrates events from images and their descriptions, or (Li et al., 2016), which studies multimodal pattern mining. CLIP (Radford et al., 2021) trains a zero-shot image classifier by using natural language labels which can be easily applied to different datasets, and CLIP-Event (Li et al., 2022) extends CLIP to incorporate event-level alignment. A modification of CLIP’s contrastive loss function, which follows (Sohn, 2016), is applied by Text2Mol (Edwards et al., 2021) for cross-modal retrieval between molecule and text pairs. Edwards et al. (2021) also released the ChEBI-20 dataset of molecule-description pairs, which is used for training and evaluation in this paper. Vall et al. (2021) leverage a contrastive loss between bioassay descriptions and molecules to predict activity between the two. Zeng et al. (2022) pretrain a language model to learn a joint representation between molecules and biomedical text which they use for tasks such as relation extraction, molecule property prediction, and cross-modal retrieval like Text2Mol. Note that unlike our work, they do not explore generating text nor molecules. Due to the extremely large space of possible molecules, a retrieval approach can be intractable for finding the perfect (new) molecule for some task. Vaucher et al. (2020) create a dataset of chemical equations and associated action sequences in natural language. Vaucher et al. (2021) then leverage this dataset to learn a BART model which can plan chemical reaction steps, which is one of the most closely related attempts to ours. However, their natural language generation is constrained to the allowed reaction steps in their dataset– the main purpose of their model is to list the steps for a reaction rather than describing molecules.

6.2 Image Captioning and Text-Guided Image Generation

Image captioning has been studied by the computer vision and NLP communities for several decades (Pan et al., 2004; Hossain et al., 2019; Stefanini et al., 2021). Recent state-of-the-art models tend to

pretrain transformer-based models on massive text-image corpora (Li et al., 2020b; Hu et al., 2021). Work has also been done in the biomedical domain (Pavlopoulos et al., 2019), a close cousin of the chemistry domain, where tasks tend to be focused on diagnosis of various image types, such as x-rays (Demner-Fushman et al., 2016) or gross lesions (Jing et al., 2017).

The reverse problem, text-guided image generation, has proven considerably more challenging (Khan et al., 2021). Several attempts have used GAN-based methods (Reed et al., 2016; Zhang et al., 2017; Xu et al., 2018). Recent work has shown remarkable results; DALL·E (Ramesh et al., 2021) and the recently released DALL·E 2 (Ramesh et al., 2022) have made remarkable progress on this task—achieving realistic high resolution images which can seamlessly fuse multiple concepts together.

6.3 Molecule Representation

Molecule representation has been a long-standing problem in the field of cheminformatics. Traditionally, fingerprinting methods have been a preferred technique to featurize molecule structural representations (Rogers and Hahn, 2010; Cereto-Massagué et al., 2015). These approaches, however, do not allow representations to be learned from the data. In recent years, advances in machine learning, and in particular natural language processing, have been applied to this problem. A popular input for these algorithms has been SMILES strings (Weininger, 1988; Weininger et al., 1989), which are a computer-readable linearization of molecule graphs. Jaeger et al. (2018) use the Morgan fingerprinting algorithm to convert each molecule into a ‘sentence’ of its substructures, to which it applies the Word2vec algorithm (Mikolov et al., 2013a,b). (Duvenaud et al., 2015) use neural methods to learn fingerprints. Additionally, other recent advances such as BERT (Devlin et al., 2019) have been applied to the domain, such as MolBERT (Fabian et al., 2020) and ChemBERTa (Chithrananda et al., 2020), which use SMILES strings as inputs to pre-train a BERT-esque model. Work has been done to use the molecule graph structure and known reactions for learning representations (Wang et al., 2021). (Schwaller et al., 2021b) trains a BERT model to learn representations of chemical reactions. (Schwaller et al., 2021a) leverages unsupervised representation learning with transformers to

extract an organic chemistry grammar. Unlike existing work, our model MolT5 can represent both molecules and natural language, allowing us to translate between the two modalities.

There has been particular interest in training generative models for de novo molecule discovery. (Bagal et al., 2021) apply a GPT-style decoder for this task. Lu and Zhang (2022) apply a T5 model to SMILES strings for multitask reaction prediction problems. MegaMolBART⁵ trains a BART model on 500M SMILES strings from the ZINC-15 dataset (Sterling and Irwin, 2015b).

6.4 Chemistry Text Representation

Natural language representations for the chemistry domain have been less-well studied than molecule representations and biomedical text representations. Existing work, such as Text2Mol, has used more general representations such as SciBERT (Beltagy et al., 2019). Recently, a transformer-based encoder, ChemBERT, has been trained on a corpus of American Chemical Society papers, and it was extended as ChemRxnBERT for the purpose of extracting reactions (Guo et al., 2021).

7 Conclusions and Future Work

Chemists have collected a wealth of information over centuries of work, and a considerable portion of it is stored in natural language, which is incomprehensible to traditional computing approaches. By leveraging joint molecule-language representations, this resource can be applied to greatly augment chemistry research. In this work, we propose a new first-of-its-kind model, **MolT5**, which is trained on both natural language text and on molecule string representations. Further, we propose two new tasks: molecule captioning and text-guided molecule generation, for which we explore evaluation methods. Together, these tasks allow for translation between natural language and molecules. We find the results to be very exciting—we are able to obtain high Text2Mol and BLEU scores for both our proposed tasks. Notably, scaling model size is a driving factor in performance.

These new tasks are an exciting new direction within cheminformatics and natural language processing. They will allow an end-user with no knowledge of machine learning to generate a list of molecules according to their desired specifications.

⁵<https://tinyurl.com/megamolbart>

This has the potential to vastly improve the targeting of current molecule generation techniques and expand these tools to non-experts, allowing for significant improvements for creating new chemical techniques across a variety of industries.

8 Broader Impacts

Our proposed model and tasks will have the following broader impacts. 1) It will help to democratize molecular AI, allowing chemistry experts to take advantage of new AI technologies for discovering new life-changing drugs by interacting in the natural language they are experienced using. 2) Text-based molecule generation enables the ability to generate molecules with specific functions (such as taste) rather than properties, enabling the next generation of chemistry where custom molecules are used for each application. Specifically-designed molecular solutions have the potential to revolutionize fields such as medicine and material science. 3) Our model, **MolT5**, whose weights we will release, will allow further research in the NLP community on the applications of multimodal text-molecule models.

Acknowledgements

This work was supported by the Molecule Maker Lab Institute: An AI Research Institutes program supported by NSF under Award No. 2019897, and NSF No. 1705169. Any opinions, findings and conclusions or recommendations expressed in this material are those of the author(s) and do not necessarily reflect those of the National Science Foundation.

References

- Viraj Bagal, Rishal Aggarwal, PK Vinod, and U Deva Priyakumar. 2021. Molgpt: Molecular generation using a transformer-decoder model. *Journal of Chemical Information and Modeling*.
- Satanjeev Banerjee and Alon Lavie. 2005. Meteor: An automatic metric for mt evaluation with improved correlation with human judgments. In *Proceedings of the acl workshop on intrinsic and extrinsic evaluation measures for machine translation and/or summarization*, pages 65–72.
- Iz Beltagy, Kyle Lo, and Arman Cohan. 2019. Scibert: A pretrained language model for scientific text. In *Proceedings of the 2019 Conference on Empirical Methods in Natural Language Processing and the 9th International Joint Conference on Natural Language Processing (EMNLP-IJCNLP)*, pages 3615–3620.
- Daniel Campos and Heng Ji. 2021. Img2smi: Translating molecular structure images to simplified molecular-input line-entry system. *arXiv preprint arXiv:2109.04202*.
- Adrià Cereto-Massagué, María José Ojeda, Cristina Valls, Miquel Mulero, Santiago Garcia-Vallvé, and Gerard Pujadas. 2015. Molecular fingerprint similarity search in virtual screening. *Methods*, 71:58–63.
- Xinlei Chen, Hao Fang, Tsung-Yi Lin, Ramakrishna Vedantam, Saurabh Gupta, Piotr Dollár, and C. Lawrence Zitnick. 2015. Microsoft coco captions: Data collection and evaluation server. *ArXiv*, abs/1504.00325.
- Yen-Chun Chen, Linjie Li, Licheng Yu, Ahmed El Kholy, Faisal Ahmed, Zhe Gan, Yu Cheng, and Jingjing Liu. 2019. Uniter: Learning universal image-text representations. *ArXiv*, abs/1909.11740.
- Seyone Chithrananda, Gabe Grand, and Bharath Ramsundar. 2020. Chemberta: Large-scale self-supervised pretraining for molecular property prediction. *arXiv preprint arXiv:2010.09885*.
- Kyunghyun Cho, Bart Van Merriënboer, Dzmitry Bahdanau, and Yoshua Bengio. 2014. On the properties of neural machine translation: Encoder-decoder approaches. *arXiv preprint arXiv:1409.1259*.
- Dina Demner-Fushman, Marc D Kohli, Marc B Rosenman, Sonya E Shooshan, Laritza Rodriguez, Sameer Antani, George R Thoma, and Clement J McDondald. 2016. Preparing a collection of radiology examinations for distribution and retrieval. *Journal of the American Medical Informatics Association*, 23(2):304–310.
- Jacob Devlin, Ming-Wei Chang, Kenton Lee, and Kristina Toutanova. 2019. Bert: Pre-training of deep bidirectional transformers for language understanding. In *Proceedings of the 2019 Conference of the North American Chapter of the Association for Computational Linguistics: Human Language Technologies, Volume 1 (Long and Short Papers)*, pages 4171–4186.
- Joseph L Durant, Burton A Leland, Douglas R Henry, and James G Nourse. 2002. Reoptimization of mdl keys for use in drug discovery. *Journal of chemical information and computer sciences*, 42(6):1273–1280.
- David K Duvenaud, Dougal Maclaurin, Jorge Iparraguirre, Rafael Bombarell, Timothy Hirzel, Alán Aspuru-Guzik, and Ryan P Adams. 2015. Convolutional networks on graphs for learning molecular fingerprints. *Advances in neural information processing systems*, 28.
- Carl Edwards, ChengXiang Zhai, and Heng Ji. 2021. Text2mol: Cross-modal molecule retrieval with natural language queries. In *Proceedings of the 2021 Conference on Empirical Methods in Natural Language Processing*, pages 595–607.
- Benedek Fabian, Thomas Edlich, Héléna Gaspar, Marwin Segler, Joshua Meyers, Marco Fiscato, and Mohamed Ahmed. 2020. Molecular representation learning with language models and domain-relevant auxiliary tasks. *arXiv preprint arXiv:2011.13230*.
- Thomas Gaudelot, Ben Day, Arian R Jamasb, Jyothish Soman, Cristian Regep, Gertrude Liu, Jeremy BR Hayter, Richard Vickers, Charles Roberts, Jian Tang, et al. 2021. Utilizing graph machine learning within drug discovery and development. *Briefings in bioinformatics*, 22(6):bbab159.
- Jiang Guo, A. Santiago Ibanez-Lopez, Hanyu Gao, Victor Quach, Connor W. Coley, Klavs F. Jensen, and Regina Barzilay. 2021. Automated chemical reaction extraction from scientific literature. *Journal of Chemical Information and Modeling*, 61(8). PMID: 34115937.
- Simao Herdade, Armin Kappeler, Kofi Boakye, and Joao Soares. 2019. Image captioning: Transforming objects into words. In *NeurIPS*.
- Martin Heusel, Hubert Ramsauer, Thomas Unterthiner, Bernhard Nessler, and Sepp Hochreiter. 2017. Gans trained by a two time-scale update rule converge to a local nash equilibrium. *Advances in neural information processing systems*, 30.
- MD Zakir Hossain, Ferdous Sohel, Mohd Fairuz Shiratuddin, and Hamid Laga. 2019. A comprehensive survey of deep learning for image captioning. *ACM Computing Surveys (CSUR)*, 51(6):1–36.
- Xiaowei Hu, Zhe Gan, Jianfeng Wang, Zhengyuan Yang, Zicheng Liu, Yumao Lu, and Lijuan Wang. 2021. Scaling up vision-language pre-training for image captioning. *arXiv preprint arXiv:2111.12233*.

- Ross Irwin, Spyridon Dimitriadis, Jiazhen He, and Esben Bjerrum. 2021. [Chemformer: A pre-trained transformer for computational chemistry](#). *ChemRxiv*.
- Sabrina Jaeger, Simone Fulle, and Samo Turk. 2018. Mol2vec: unsupervised machine learning approach with chemical intuition. *Journal of chemical information and modeling*, 58(1):27–35.
- Baoyu Jing, Pengtao Xie, and Eric Xing. 2017. On the automatic generation of medical imaging reports. *arXiv preprint arXiv:1711.08195*.
- Jared Kaplan, Sam McCandlish, Tom Henighan, Tom B Brown, Benjamin Chess, Rewon Child, Scott Gray, Alec Radford, Jeffrey Wu, and Dario Amodei. 2020. Scaling laws for neural language models. *arXiv preprint arXiv:2001.08361*.
- Douglas B Kell, Soumitra Samanta, and Neil Swainston. 2020. Deep learning and generative methods in cheminformatics and chemical biology: navigating small molecule space intelligently. *Biochemical Journal*, 477(23):4559–4580.
- Salman Khan, Muzammal Naseer, Munawar Hayat, Syed Waqas Zamir, Fahad Shahbaz Khan, and Mubarak Shah. 2021. Transformers in vision: A survey. *ACM Computing Surveys (CSUR)*.
- Mario Krenn, Florian Häse, AkshatKumar Nigam, Pascal Friederich, and Alan Aspuru-Guzik. 2020. Self-referencing embedded strings (selfies): A 100% robust molecular string representation. *Machine Learning: Science and Technology*, 1(4):045024.
- Greg Landrum. 2021. [Rdkit: Open-source cheminformatics software](#).
- Hongzhi Li, Joseph G Ellis, Heng Ji, and Shih-Fu Chang. 2016. Event specific multimodal pattern mining for knowledge base construction. In *Proceedings of the 24th ACM international conference on Multimedia*, pages 821–830.
- Manling Li, Ruochen Xu, Shuohang Wang, Luowei Zhou, Xudong Lin, Chenguang Zhu, Michael Zeng, Heng Ji, and Shih-Fu Chang. 2022. Clip-event: Connecting text and images with event structures. *arXiv preprint arXiv:2201.05078*.
- Manling Li, Alireza Zareian, Qi Zeng, Spencer Whitehead, Di Lu, Heng Ji, and Shih-Fu Chang. 2020a. Cross-media structured common space for multimedia event extraction. In *Proceedings of the 58th Annual Meeting of the Association for Computational Linguistics*, pages 2557–2568.
- Xiujun Li, Xi Yin, Chunyuan Li, Pengchuan Zhang, Xiaowei Hu, Lei Zhang, Lijuan Wang, Houdong Hu, Li Dong, Furu Wei, et al. 2020b. Oscar: Object-semantics aligned pre-training for vision-language tasks. In *European Conference on Computer Vision*, pages 121–137. Springer.
- Chin-Yew Lin. 2004. Rouge: A package for automatic evaluation of summaries. In *Text summarization branches out*, pages 74–81.
- Yinhan Liu, Jiatao Gu, Naman Goyal, Xian Li, Sergey Edunov, Marjan Ghazvininejad, Mike Lewis, and Luke Zettlemoyer. 2020. Multilingual denoising pre-training for neural machine translation. *Transactions of the Association for Computational Linguistics*, 8:726–742.
- Jiasen Lu, Dhruv Batra, Devi Parikh, and Stefan Lee. 2019. Vilbert: pretraining task-agnostic visiolinguistic representations for vision-and-language tasks. In *Proceedings of the 33rd International Conference on Neural Information Processing Systems*, pages 13–23.
- Jieyu Lu and Yingkai Zhang. 2022. Unified deep learning model for multitask reaction predictions with explanation. *Journal of Chemical Information and Modeling*.
- Tomás Mikolov, Kai Chen, Greg Corrado, and Jeffrey Dean. 2013a. [Efficient estimation of word representations in vector space](#). In *1st International Conference on Learning Representations, ICLR 2013, Scottsdale, Arizona, USA, May 2-4, 2013, Workshop Track Proceedings*.
- Tomas Mikolov, Ilya Sutskever, Kai Chen, Greg S Corrado, and Jeff Dean. 2013b. Distributed representations of words and phrases and their compositionality. In *Advances in neural information processing systems*, pages 3111–3119.
- Frederic P Miller, Agnes F Vandome, and John McBrewhster. 2009. Levenshtein distance: Information theory, computer science, string (computer science), string metric, damerau? levenshtein distance, spell checker, hamming distance.
- Marcus Olivecrona, Thomas Blaschke, Ola Engkvist, and Hongming Chen. 2017. Molecular de-novo design through deep reinforcement learning. *Journal of cheminformatics*, 9(1):1–14.
- Jia-Yu Pan, Hyung-Jeong Yang, Pinar Duygulu, and Christos Faloutsos. 2004. Automatic image captioning. In *2004 IEEE International Conference on Multimedia and Expo (ICME)(IEEE Cat. No. 04TH8763)*, volume 3, pages 1987–1990. IEEE.
- Yingwei Pan, Ting Yao, Yehao Li, and Tao Mei. 2020. X-linear attention networks for image captioning. *2020 IEEE/CVF Conference on Computer Vision and Pattern Recognition (CVPR)*, pages 10968–10977.
- Kishore Papineni, Salim Roukos, Todd Ward, and Wei-Jing Zhu. 2002. Bleu: a method for automatic evaluation of machine translation. In *Proceedings of the 40th annual meeting of the Association for Computational Linguistics*, pages 311–318.

- John Pavlopoulos, Vasiliki Kougia, and Ion Androutsopoulos. 2019. A survey on biomedical image captioning. In *Proceedings of the second workshop on shortcomings in vision and language*, pages 26–36.
- Telmo Pires, Eva Schlinger, and Dan Garrette. 2019. [How multilingual is multilingual BERT?](#) In *Proceedings of the 57th Annual Meeting of the Association for Computational Linguistics*, pages 4996–5001, Florence, Italy. Association for Computational Linguistics.
- Daniil Polykovskiy, Alexander Zhebrak, Benjamin Sanchez-Lengeling, Sergey Golovanov, Oktai Tatanov, Stanislav Belyaev, Rauf Kurbanov, Aleksey Artamonov, Vladimir Aladinskiy, Mark Veselov, et al. 2020. Molecular sets (moses): a benchmarking platform for molecular generation models. *Frontiers in pharmacology*, 11:1931.
- Kristina Preuer, Philipp Renz, Thomas Unterthiner, Sepp Hochreiter, and Günter Klambauer. 2018. Fr chet chemnet distance: A metric for generative models for molecules in drug discovery. *Journal of chemical information and modeling*, 58 9:1736–1741.
- Alec Radford, Jong Wook Kim, Chris Hallacy, Aditya Ramesh, Gabriel Goh, Sandhini Agarwal, Girish Sastry, Amanda Askell, Pamela Mishkin, Jack Clark, Gretchen Krueger, and Ilya Sutskever. 2021. [Learning transferable visual models from natural language supervision](#). In *Proceedings of the 38th International Conference on Machine Learning, ICML 2021, 18-24 July 2021, Virtual Event*, volume 139 of *Proceedings of Machine Learning Research*, pages 8748–8763. PMLR.
- Colin Raffel, Noam Shazeer, Adam Roberts, Katherine Lee, Sharan Narang, Michael Matena, Yanqi Zhou, Wei Li, and Peter J Liu. 2019. Exploring the limits of transfer learning with a unified text-to-text transformer. *arXiv preprint arXiv:1910.10683*.
- Aditya Ramesh, Prafulla Dhariwal, Alex Nichol, Casey Chu, and Mark Chen. 2022. Hierarchical text-conditional image generation with clip latents. *arXiv preprint arXiv:2204.06125*.
- Aditya Ramesh, Mikhail Pavlov, Gabriel Goh, Scott Gray, Chelsea Voss, Alec Radford, Mark Chen, and Ilya Sutskever. 2021. Zero-shot text-to-image generation. In *International Conference on Machine Learning*, pages 8821–8831. PMLR.
- Scott Reed, Zeynep Akata, Xincheng Yan, Lajanugen Logeswaran, Bernt Schiele, and Honglak Lee. 2016. Generative adversarial text to image synthesis. In *International conference on machine learning*, pages 1060–1069. PMLR.
- Ahmet Sureyya Rifaioglu, Heval Atas, Maria Jesus Martin, Rengul Cetin-Atalay, Volkan Atalay, and Tunca Doğan. 2018. [Recent applications of deep learning and machine intelligence on in silico drug discovery: methods, tools and databases](#). *Briefings in Bioinformatics*, 20(5):1878–1912.
- Adam Roberts, Hyung Won Chung, Anselm Levskaya, Gaurav Mishra, James Bradbury, Daniel Andor, Sharan Narang, Brian Lester, Colin Gaffney, Afroz Mohiuddin, Curtis Hawthorne, Aitor Lewkowycz, Alex Salcianu, Marc van Zee, Jacob Austin, Sebastian Goodman, Livio Baldini Soares, Haitang Hu, Sasha Tsveyashchenko, Aakanksha Chowdhery, Jasmijn Bastings, Jannis Bulian, Xavier Garcia, Jianmo Ni, Andrew Chen, Kathleen Kenealy, Jonathan H. Clark, Stephan Lee, Dan Garrette, James Lee-Thorp, Colin Raffel, Noam Shazeer, Marvin Ritter, Maarten Bosma, Alexandre Passos, Jeremy Maitin-Shepard, Noah Fiedel, Mark Omernick, Brennan Saeta, Ryan Sepassi, Alexander Spiridonov, Joshua Newlan, and Andrea Gesmundo. 2022. [Scaling up models and data with t5x and seqio](#). *arXiv preprint arXiv:2203.17189*.
- David Rogers and Mathew Hahn. 2010. Extended-connectivity fingerprints. *Journal of chemical information and modeling*, 50(5):742–754.
- Nadine Schneider, Roger A. Sayle, and Gregory A. Landrum. 2015. Get your atoms in order - an open-source implementation of a novel and robust molecular canonicalization algorithm. *Journal of chemical information and modeling*, 55 10:2111–20.
- Philippe Schwaller, Benjamin Hoover, Jean-Louis Reymond, Hendrik Strobelt, and Teodoro Laino. 2021a. Extraction of organic chemistry grammar from unsupervised learning of chemical reactions. *Science Advances*, 7(15):eabe4166.
- Philippe Schwaller, Daniel Probst, Alain C Vaucher, Vishnu H Nair, David Kreutter, Teodoro Laino, and Jean-Louis Reymond. 2021b. Mapping the space of chemical reactions using attention-based neural networks. *Nature Machine Intelligence*, 3(2):144–152.
- Kihyuk Sohn. 2016. Improved deep metric learning with multi-class n-pair loss objective. In *Proceedings of the 30th International Conference on Neural Information Processing Systems*, pages 1857–1865.
- Matteo Stefanini, Marcella Cornia, Lorenzo Baraldi, Silvia Cascianelli, Giuseppe Fiameni, and Rita Cucchiara. 2021. From show to tell: A survey on image captioning. *arXiv preprint arXiv:2107.06912*.
- T. Sterling and John J. Irwin. 2015a. Zinc 15 – ligand discovery for everyone. *Journal of Chemical Information and Modeling*, 55:2324 – 2337.
- Teague Sterling and John J Irwin. 2015b. Zinc 15–ligand discovery for everyone. *Journal of chemical information and modeling*, 55(11):2324–2337.
- Weijie Su, Xizhou Zhu, Yue Cao, Bin Li, Lewei Lu, Furu Wei, and Jifeng Dai. 2020. [VL-BERT: pre-training of generic visual-linguistic representations](#). In *8th International Conference on Learning Representations, ICLR 2020, Addis Ababa, Ethiopia, April 26-30, 2020*. OpenReview.net.

- Carola Sundaramoorthy, Lin Ziwen Kelvin, Mahak Sarin, and Shubham Gupta. 2021. End-to-end attention-based image captioning. *arXiv preprint arXiv:2104.14721*.
- Taffee T Tanimoto. 1958. Elementary mathematical theory of classification and prediction.
- Andreu Vall, Sepp Hochreiter, and Günter Klambauer. 2021. Bioassayclr: Prediction of biological activity for novel bioassays based on rich textual descriptions. *ELLIS Machine Learning for Molecule Discovery Workshop*.
- Ashish Vaswani, Noam Shazeer, Niki Parmar, Jakob Uszkoreit, Llion Jones, Aidan N Gomez, Łukasz Kaiser, and Illia Polosukhin. 2017. Attention is all you need. *Advances in neural information processing systems*, 30.
- Alain C Vaucher, Philippe Schwaller, Joppe Geluykens, Vishnu H Nair, Anna Iuliano, and Teodoro Laino. 2021. Inferring experimental procedures from text-based representations of chemical reactions. *Nature communications*, 12(1):1–11.
- Alain C Vaucher, Federico Zipoli, Joppe Geluykens, Vishnu H Nair, Philippe Schwaller, and Teodoro Laino. 2020. Automated extraction of chemical synthesis actions from experimental procedures. *Nature communications*, 11(1):1–11.
- Hongwei Wang, Weijiang Li, Xiaomeng Jin, Kyunghyun Cho, Heng Ji, Jiawei Han, and Martin D Burke. 2021. Chemical-reaction-aware molecule representation learning. *arXiv preprint arXiv:2109.09888*.
- David Weininger. 1988. Smiles, a chemical language and information system. 1. introduction to methodology and encoding rules. *Journal of chemical information and computer sciences*, 28(1):31–36.
- David Weininger, Arthur Weininger, and Joseph L Weininger. 1989. Smiles. 2. algorithm for generation of unique smiles notation. *Journal of chemical information and computer sciences*, 29(2):97–101.
- Tao Xu, Pengchuan Zhang, Qiuyuan Huang, Han Zhang, Zhe Gan, Xiaolei Huang, and Xiaodong He. 2018. Attngan: Fine-grained text to image generation with attentional generative adversarial networks. In *Proceedings of the IEEE conference on computer vision and pattern recognition*, pages 1316–1324.
- Guangnan Ye, Yitong Li, Hongliang Xu, Dong Liu, and Shih-Fu Chang. 2015. Eventnet: A large scale structured concept library for complex event detection in video. In *Proceedings of the 23rd ACM international conference on Multimedia*, pages 471–480.
- Zheni Zeng, Yuan Yao, Zhiyuan Liu, and Maosong Sun. 2022. A deep-learning system bridging molecule structure and biomedical text with comprehension comparable to human professionals. *Nature communications*, 13(1):1–11.
- Han Zhang, Tao Xu, Hongsheng Li, Shaoting Zhang, Xiaogang Wang, Xiaolei Huang, and Dimitris N Metaxas. 2017. Stackgan: Text to photo-realistic image synthesis with stacked generative adversarial networks. In *Proceedings of the IEEE international conference on computer vision*, pages 5907–5915.
- Tianyi Zhang, Varsha Kishore, Felix Wu, Kilian Q Weinberger, and Yoav Artzi. 2019. Bertscore: Evaluating text generation with bert. *arXiv preprint arXiv:1904.09675*.

A Ablations

Pretraining	BLEU-2	BLEU-4	ROUGE-1	ROUGE-2	ROUGE-L	METEOR	Text2Mol
Ground Truth							0.609
C4-Only	0.515	0.426	0.609	0.456	0.565	0.535	0.517
ZINC-Only	0.513	0.427	0.608	0.454	0.563	0.529	0.534
C4+ZINC	0.530	0.442	0.617	0.465	0.574	0.544	0.535

Table 3: Pretraining ablation results for MolT5-Small on the validation split of the CheBI-20 dataset. Rouge scores are F1 values.

Pretraining	BLEU \uparrow	Exact \uparrow	Levenshtein \downarrow	MACCS FTS \uparrow	RDKit FTS \uparrow	Morgan FTS \uparrow	FCD \downarrow	Text2Mol \uparrow	Validity \uparrow
Ground Truth							0.0	0.609	1.0
C4-Only	0.753	0.0769	29.21	0.720	0.591	0.543	0.191	0.490	0.599
ZINC-Only	0.712	0.0576	32.17	0.637	0.503	0.450	0.272	0.418	0.765
C4+ZINC	0.751	0.0836	29.19	0.705	0.564	0.516	0.197	0.483	0.693

Table 4: Pretraining ablation de novo molecule generation results for MolT5-Small on the validation split of the CheBI-20 dataset.

B More Examples

	Input	RNN	Transformer	T5	MolT5	Ground Truth
8	The molecule is a methylbutanoyl-CoA is the S-isovaleryl derivative of coenzyme A. It has a role as a mouse metabolite. It derives from an isovaleric acid and a butyryl-CoA. It is a conjugate acid of an isovaleryl-CoA(4-).	Invalid				
9	The molecule is an D-arabinose 5-phosphate that is beta-D-arabinofuranose attached to a phosphate group at position 5. It derives from a beta-D-arabinofuranose.	Invalid	Invalid			
10	The molecule is a guaiacyl lignin obtained by cyclodimerisation of coniferol. It has a role as a plant metabolite and an anti-inflammatory agent. It is a member of 1-benzofuran primary alcohol, a guaiacyl lignin and a member of guaiacols. It derives from a coniferol.					
11	The molecule is a synthetic piperidine derivative, effective against diarrhoea resulting from gastroenteritis or inflammatory bowel disease. It has a role as a mu-opioid receptor agonist, an antidiarrhoeal drug and an anticoronary agent. It is a member of piperidines, a monocarboxylic acid amide, a member monochlorobenzenes and a tertiary alcohol. It is a conjugate base of a loperamide(1+).					
12	The molecule is a steroid sulfate that is the 3-sulfate of androsterone. It has a role as a human metabolite and a mouse metabolite. It is a 17-oxo steroid, a steroid sulfate and an androstanoid. It derives from an androsterone. It is a conjugate acid of an androsterone sulfate(1-). It derives from a hydride of a 5alpha-androstane.					
13	The molecule is a member of the class of chloroethanes that is ethane in which five of the six hydrogens are replaced by chlorines. A non-flammable, high-boiling liquid (b.p. 161-162°C) with relative density 1.67 and an odour resembling that of chloroform, it is used as a solvent for oil and grease, in metal cleaning, and in the separation of coal from impurities. It has a role as a non-polar solvent.		Invalid, fixed			
14	The molecule is an ultra-long-chain primary fatty alcohol that is tetratriacontane in which one of the terminal methyl hydrogens is replaced by a hydroxy group. It has a role as a plant metabolite.					

Figure 6: More examples of molecules generated by different models.


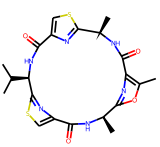
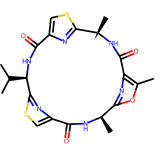
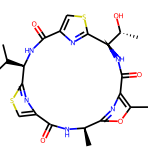
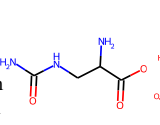
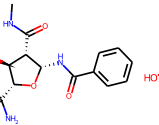
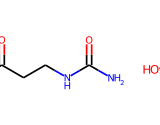
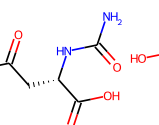

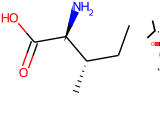
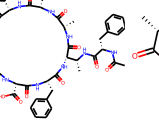
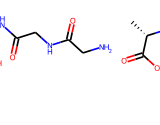
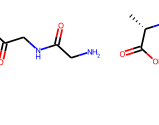
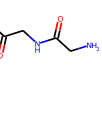
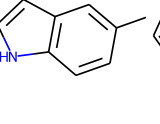
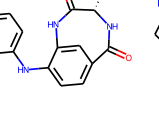
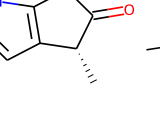
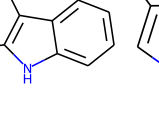
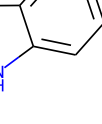
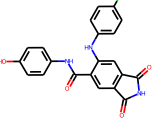
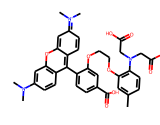
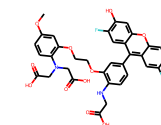
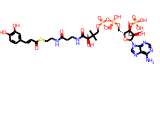
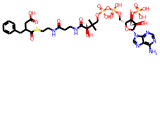
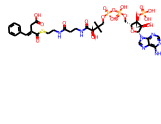
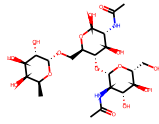
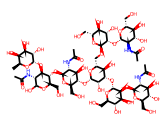
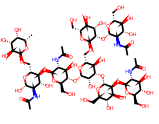
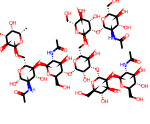
	Input	RNN	Transformer	T5	MolT5	Ground Truth
15	The molecule is an eighteen-membered homodetic cyclic peptide which is isolated from <i>Oscillatoria</i> sp. and exhibits antimalarial activity against the W2 chloroquine-resistant strain of the malarial parasite, <i>Plasmodium falciparum</i> . It has a role as a metabolite and an antimalarial. It is a homodetic cyclic peptide, a member of 1,3-oxazoles, a member of 1,3-thiazoles and a macrocycle.	Invalid				
16	The molecule is an N-carbamoylamino acid that is aspartic acid with one of its amino hydrogens replaced by a carbamoyl group. It has a role as a <i>Saccharomyces cerevisiae</i> metabolite, an <i>Escherichia coli</i> metabolite and a human metabolite. It is a N-carbamoyl-amino acid, an aspartic acid derivative and a C4-dicarboxylic acid. It is a conjugate acid of a N-carbamoylaspartate(2-).					
17	The molecule is a tripeptide composed of glycine, glycine and L-alanine residues joined in sequence. It has a role as a metabolite.					
18	The molecule is a methylindole carrying a methyl substituent at position 3. It is produced during the anoxic metabolism of L-tryptophan in the mammalian digestive tract. It has a role as a mammalian metabolite and a human metabolite.					
19	The molecule is a member of the class of xanthenes that is used as a Zn(2+)-selective fluorescent indicator. It has a role as a histological dye, a chelator and a visual indicator. It is a member of xanthenes, a cyclic ketone, an aromatic ether, a member of phenols, an organofluorine compound, a tricarboxylic acid and a substituted aniline.	Invalid		Invalid		
20	The molecule is an acyl-CoA that results from the formal condensation of the thiol group of coenzyme A with the carboxy group of (E)-2-benzylidenesuccinic acid. It is a conjugate acid of an (E)-2-benzylidenesuccinyl-CoA(5-).		Invalid	Invalid		
21	The molecule is a branched amino octasaccharide derivative that is beta-D-Man-(1->4)-beta-D-GlcNAc-(1->4)-beta-D-GlcNAc in which the mannosyl group is substituted at positions 3 and 6 by beta-D-GlcNAc-(1->2)-alpha-D-Man groups and the reducing-end N-acetyl-beta-D-glucosamine residue is substituted at position 6 by an alpha-L-fucosyl group. It has a role as an epitope. It is an amino octasaccharide and a glucosamine oligosaccharide.	Invalid				

Figure 7: More examples of molecules generated by different models.