

Some New Results on Efficient and Perfect Edge Domination of Graphs

Vinicius L. do Forte

Universidade Federal Rural do Rio de Janeiro
Rio de Janeiro Brazil
vlforte@gmail.com

Min Chih Lin

Instituto de Cálculo and Departamento de Computación
Universidad de Buenos Aires
Buenos Aires, Argentina
oscarlin@dc.uba.ar

Abilio Lucena

Programa de Engenharia de Sistemas e Computação
Universidade Federal do Rio de Janeiro
Rio de Janeiro, Brazil
abiliolucena@gmail.com

Nelson Maculan

Programa de Engenharia de Sistemas e Computação
Universidade Federal do Rio de Janeiro
Rio de Janeiro, Brazil
maculan@cos.ufrj.br

Veronica A. Moyano

Instituto de Ciencias
Universidad Nacional de General Sarmiento
Buenos Aires, Argentina
vmoyano@ic.fcen.uba.ar

Jayme L. Szwarcfiter

Programa de Engenharia de Sistemas e Computação
Universidade Federal do Rio de Janeiro
Rio de Janeiro, Brazil
Instituto de Matemática e Estatística
Universidade do Estado do Rio de Janeiro
Rio de Janeiro, Brazil

December 14, 2022

Abstract

A neighborhood star-free graph is one in which every vertex of degree at least two is contained in a triangle. This class has been considered before, in the context of edge domination. In the present paper, we study the complexity of the dominating induced matching problem for the class, and prove that the corresponding decision problem is NP-complete for several subclasses of neighborhood star-free graphs. In addition, we show that the dominating induced matching problem can be solved in polynomial time for neighborhood star-free graphs, containing no crickets as induced subgraphs.

keyword: Neighborhood-star-free graphs Triangl Efficient edge domination Perfect edge domination Dominating induced matching CricketsCubic planar monotone 1in3SAT Planar C_4 -free positive 1in3SAT

1 Introduction

A graph with vertex set V and edge set E is denoted by $G = (V, E)$, and the number of vertices and edges is $|V| = n$ and $|E| = m$, respectively. The open and closed neighborhoods of $v \in V$ are denoted by $N(v)$ and $N[v]$, respectively. Write $d(v)$ for the degree of v . For $V' \subseteq V$, $G[V']$ represents the subgraph of G induced by V' . A *star* is the bipartite graph $K_{1,t}$, for some $t \geq 1$.

We say that $G = (V, E)$ is *neighborhood-star-free* graph, NSF graph for short, if for every vertex $v \in V$ with degree at least 2, $G[N[v]]$, is not a *star*. In other words, every vertex $v \in V$ is contained in some triangle, for $d(v) \geq 2$. Such a class of graphs seems natural, in some different ways. For instance, to model human relationships, as the common case where every individual is acquainted with at least a pair of individuals, which are themselves acquainted. In this paper, we explore the use of this class in the problems of perfect and efficient edge domination of graphs. We remark that neighborhood-star-free graphs are not necessarily closed under induced subgraphs.

For a graph $G = (V, E)$, every edge $e \in E$ *dominates* itself and all edges adjacent to e . A subset $E' \subseteq E$ is an *edge dominator* of G , if E' dominates

every edge $e \in E$ of G . In particular, if each edge $e \in E$ is dominated exactly by one edge then E' is called an *efficient edge dominating set (EED)*. On the other hand, if we relax the definition, and let each of $e \in E \setminus E'$ be dominated exactly by one edge then E' is called an *perfect edge dominating set (PED)*. It follows from the definitions that every EED is also a PED. Observe that a graph does not necessarily contain an EED. However, every graph always contains a PED. In particular, the entire edge set E is always a PED, called *trivial*. Every PED which is not trivial and not an EED is called *proper*.

In [16], the authors proved that neighborhood-star-free graphs do not have any proper perfect dominating set. The only possible PEDs of these graphs are (i) the trivial PED, and (ii) EEDs.

In this article, we show that deciding if a neighborhood-star-free graph contains an EED is an NP-Complete problem. In fact, we describe NP-Completeness proofs for several subclasses of neighborhood-star-free graphs. In addition, we give a polynomial-time algorithm to solve the EED problem for neighborhood-star-free which are cricket-free graphs, using a reduction motivated by that for claw-free graphs in [11, 18].

We briefly describe some known results related to the present paper.

There is a concept of bi-coloring associated to an EED set [11] as follows. Given a graph $G = (V, E)$ and an EED $E' \subseteq E$ of G , vertices of G can be classified into two color classes.

black vertices if they have exactly one incident edge of E' . We denote this subset of vertices by B .

white vertices if they do not have any incident edge of E' . We denote this subset of vertices by W .

We call (B, W) the *bi-coloring associated to E'* .

Observation 1. *The subset B of G induces in G the EED E' . Moreover E' is an induced matching of G .*

For the above reason, an EED is also called *dominating induced matching (DIM)* of G . From now on, we will use either the terms EED or DIM, with the same meaning.

The following rules are useful to verify if a bi-coloring of a graph G is associated to some DIM of G . In the positive case, we say that it is a *valid* bi-coloring of G .

Theorem 1. [11] *Given a graph G and a bi-coloring (B, W) of G . Then (B, W) is valid if and only if it verifies the following conditions.*

- $G[B]$ is 1-regular which means every black vertex has exactly one black neighbor.
- W is an independent set. That is, all neighbors of white vertices have black color.

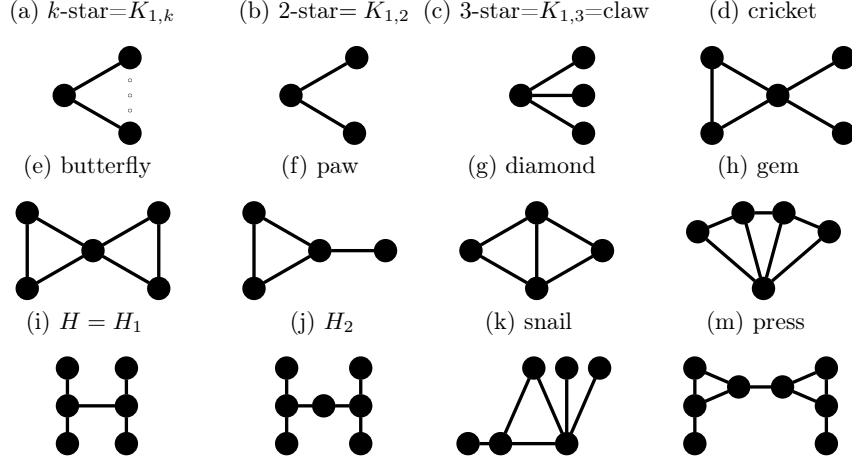


Figure 1: Some graphs of interests

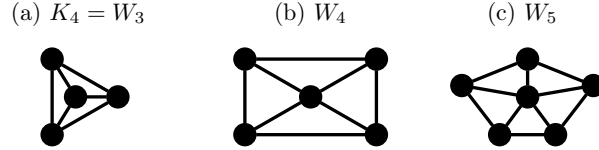


Figure 2: Some wheels

As in [17], assigning one of the two possible colors to vertices of G is called a *coloring* of G . A coloring is *partial* if only part of the vertices of G have been assigned colors, otherwise is *total*.

Definition 1. [17] *A partial coloring of G is valid if verifies the following conditions.*

- *White vertices is an independent set.*
- *Every black vertex has at most one black neighbor.*
- *Every black vertex without black neighbors has an uncolored neighbor.*

It is clear that any invalid partial coloring cannot be extended to a valid total coloring.

For the next definitions, we need some more basic terminology.

A vertex is *universal* if it is neighbor of all other vertices of the graph. A vertex is *simplicial* if the subgraph induced by its neighborhood is complete. Next we define some of the graphs depicted in Figure 1. A *butterfly* is a neighborhood-star-free graph that consists of exactly two triangles sharing a single vertex. We call this vertex its *central* vertex. If we remove any vertex except the central vertex, the resulting graph is a *paw*. A *pendant* or *leaf* vertex is a vertex of

degree one and its unique neighbor is a *preleaf* vertex. P_k is a connected graph with exactly $k - 2$ vertices of degree 2 and two leaves. C_k is a connected graph of k vertices of degree 2. A *wheel* W_k is a C_k plus a universal vertex (see Figure 2). A *diamond* is the resulting graph after deleting an edge from a K_4 . A *gem* is a P_4 plus a universal vertex. An H graph is two copies of P_3 plus an edge connecting both middle vertices of P_3 's. The latter edge is the *middle* edge of H . H_k is replacing the middle edge (v, u) of H by a path P_{k+1} that connects v and u . Exactly $k - 1$ new vertices of degree 2 are added. A *snail* is obtained by adding 3 pendant vertices to a triangle, in such a way that two of them become adjacent to the same vertex of the triangle. A *press* graph consists of two copies of paw plus an edge connecting a degree 2 vertex of each paw.

There are some structures and properties related to valid bi-colorings.

Theorem 2. [11] *Given a graph G and any valid bi-coloring (B, W) of G*

- *Any triangle of G has exactly one white vertex.*
- *The central vertex of an induced butterfly F of G is the unique white vertex of F .*
- *The odd degree vertices in an induced paw of G have different colors.*
- *In an induced diamond, the vertices of degree 2 are white and the other two vertices are black.*

In [11, 18], the authors proposed algorithms to solve the DIM problem on claw-free graphs. In order to obtain a valid total coloring that represents a solution of DIM, they first pre-color some vertices of the graph by applying a set of rules and if this coloring is not total (meaning that some vertices are still uncolored) but feasible to be extended to a total valid coloring. In this case, they assure that any triangle has (i) zero, (ii) two, or (iii) three uncolored vertices (in case (ii), the only colored vertex must be black and it has no black-colored neighbor) and any uncolored vertex must meet one of the following conditions:

- (a) it has degree 2 with two adjacent neighbors, or
- (b) it has degree 3 and exactly two of its three neighbors are adjacent.

Finally, they consider the residual graph G_0 after deleting those colored vertices that have no neighbors among uncolored ones.

Lemma 1. [11] *G_0 admits a total valid coloring.*

With this lemma, automatically, we get a total valid coloring for the original graph. This extension can be done in $O(n)$ time [18], where n is the number of vertices of G .

There is a vast literature on dominating induced matchings. It includes [11, 1, 3, 4, 2, 5, 6, 7, 13, 14, 15, 23, 15, 8, 9, 10, 20]. Papers on perfect

edge domination are less frequent. The reader can refer to [16, 22, 19, 12]. In the latter paper, the authors describe ILP formulations for the PED problem, together with some experimental results.

2 NP-Completeness results

We consider in this work two variants of the 1in3SAT problem, one of them is a well-known NP-Complete problem, and we prove that the other one is NP-Complete. Then, we reduce them to the existence of DIMs on some subclasses of neighborhood-star-free graphs.

Given a formula F in conjunctive normal form (CNF), its associated graph $G(F)$ is a bipartite graph where one of the classes of the bipartition corresponds to the clauses and the other one to the variables. We follow the convention of previous articles in this field, using rectangles to represent vertices corresponding to clauses and circles for those that are associated to variables. In $G(F)$, two vertices are neighbors if one of them corresponds to a variable x_j (circle), the other one corresponds to a clause C_i (rectangle), and x_j or $\neg x_j$ is a literal of C_i . As we work with 1in3SAT, every clause of F has exactly three different literals which implies that every clause (rectangle) vertex has degree 3 in $G(F)$. We say that an assignment is *valid* if in every clause there is exactly one true literal. Two formulas F and F' in CNF are equivalent if there is a valid assignment for F if and only if there is a valid assignment for F' . A formula F is *monotone* if all literals in F are positive or all literals in F are negative. In case that all literals are positive (negative) then F is positive (negative). We define that a formula F is *variable-monotone* if, for every variable, its literals are all positive, or they are all negative. Clearly, monotone formulas are variable-monotone. Given a variable-monotone formula F , define a new positive formula F' as follows. For each variable of F whose literals are (all) negative, replace such literals with their complements. It is clear that the formula F' is positive. It is not hard to see that F is equivalent to F' and their associated graphs are identical. We call F' the *positivized* formula of F . Therefore, instead of asking if there is a valid assignment for F , we can ask for its positivized formula F' .

On the other hand, it is highly probable that the associated graphs of hard instances (to determine if there is a valid assignment) contain some induced C_4 . In many NP-completeness proofs variants of 1in3SAT (for instance [21]), the reduction adds two clauses that repeat two literals in order to assure that the third literal has the same value in any valid assignment. This action makes the associated graph to contain induced C_4 's.

Below are the three decision problems that we deal with in this article.

Firstly, the known NP-Complete variant of 1in3SAT and its NP-Completeness proof can be found in [21].

CUBIC PLANAR MONOTONE 1in3SAT

INPUT: A monotone formula F in CNF, each clause is a disjunction of exactly three different literals and the associated graph $G(F)$ is planar cubic
 QUESTION: Is there a valid assignment for F ?

Secondly, the new proposed variant of 1in3SAT.

SUBCUBIC PLANAR C_4 -FREE positive 1in3SAT

INPUT: A positive formula F in CNF, each clause is a disjunction of exactly three different literals and the associated graph $G(F)$ is planar, C_4 -free, with degree at most 3
 QUESTION: Is there a valid assignment for F ?

Finally, our target problem.

EXISTENCE OF DIM

INPUT: Graph G
 QUESTION: Does G contain a dominating induced matching?

Next we prove that the variant of 1in3SAT proposed is NP-complete.

Theorem 3. *Planar subcubic C_4 -free positive 1in3SAT is NP-Complete.*

Proof. Firstly we describe a polynomial-time reduction from an input instance of Cubic planar monotone 1in3SAT, a formula F , to an input instance of Subcubic planar C_4 -free positive 1in3SAT, a formula F'' . Secondly, we show that F and F'' are equivalent. This will prove that planar subcubic C_4 -free positive 1in3SAT is NP-Complete.

The reduction will consider the equivalent positivized formula F' of F as input (where all literals are positive). The associated graph $G(F') = G(F)$ is planar cubic bipartite. Every variable y_i of F' , appears exactly in 3 clauses C_i^1, C_i^2, C_i^3 as positive literal. We replace y_i by three variables x_i^1, x_i^2, x_i^3 and x_i^j replaces y_i as positive literal in C_i^j for $j = 1, 2, 3$. In order to assure that x_i^1, x_i^2, x_i^3 have the same value in every valid assignment, we add 8 new clauses and 10 additional variables as follows (see Figure 3):

For $j = 1, 2$

$$\begin{aligned} & x_i^j \vee w_{i,j}^1 \vee w_{i,j}^2 \\ & w_{i,j}^1 \vee w_{i,j}^3 \vee w_{i,j}^4 \\ & x_i^{j+1} \vee w_{i,j}^4 \vee w_{i,j}^5 \\ & w_{i,j}^2 \vee w_{i,j}^3 \vee w_{i,j}^5 \end{aligned}$$

We show that $w_{i,j}^1, w_{i,j}^5$ have the same value in any valid assignment. If $w_{i,j}^1$ is true, then $x_i^j, w_{i,j}^2, w_{i,j}^3, w_{i,j}^4$ should be false. Therefore, $w_{i,j}^5$ should be the true

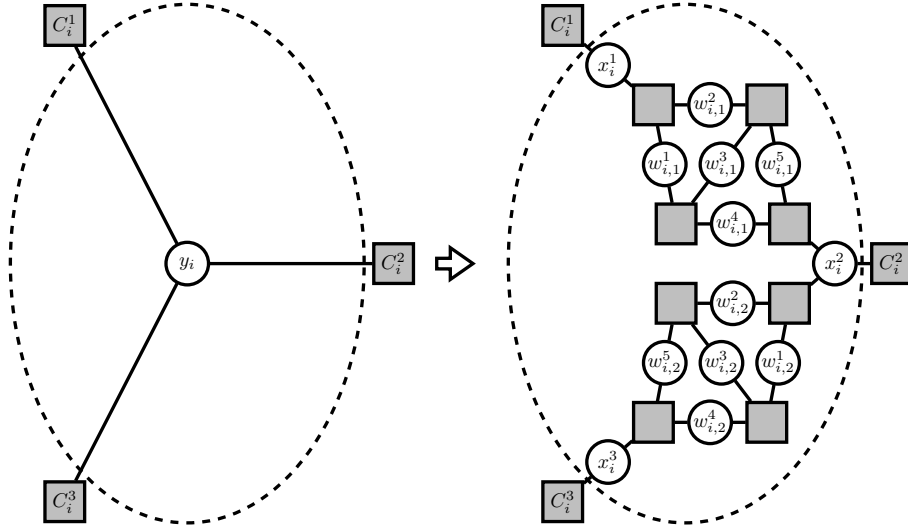


Figure 3: Reduction employed in the NP completeness proof

literal in $w_{i,j}^2 \vee w_{i,j}^3 \vee w_{i,j}^5$. Symmetrically, if $w_{i,j}^5$ is true, then $x_i^{j+1}, w_{i,j}^2, w_{i,j}^3, w_{i,j}^4$ should be false. Therefore, $w_{i,j}^1$ should be the true literal in $w_{i,j}^3 \vee w_{i,j}^4 \vee w_{i,j}^5$. Now, we prove that x_i^j, x_i^{j+1} have the same value in any valid assignment. In case that $w_{i,j}^1, w_{i,j}^5$ are true, then x_i^j, x_i^{j+1} are both false. Then, we can assume that $w_{i,j}^1, w_{i,j}^5$ are false. If x_i^j is true, then $w_{i,j}^2$ is false and $w_{i,j}^3$ should be the true literal in $w_{i,j}^2 \vee w_{i,j}^3 \vee w_{i,j}^5$. Consequently, $w_{i,j}^4$ is false and x_i^{j+1} should be the true literal in $x_i^{j+1} \vee w_{i,j}^4 \vee w_{i,j}^5$. Symmetrically, if x_i^{j+1} is true, x_i^j would be true using a similar deduction. As a consequence, x_i^1, x_i^2, x_i^3 have the same value in every valid assignment as we need. Note that all these variables except x_i^1, x_i^3 are literals of exactly 2 of these 8 clauses. x_i^1, x_i^3 appear only once. But solely, x_i^1, x_i^2, x_i^3 appear in exactly one other clause (C_i^1, C_i^2, C_i^3 , respectively). In conclusion, every variable appears at most in 3 clauses. Clearly, the resulting formula F'' is equivalent to F' and F . If F' (F) uses n variables and m clauses, then F'' has exactly $13n$ variables and $m + 8n$ clauses. Therefore, F'' can be obtained in polynomial time. As all clauses have exactly 3 literals, the associated graph $G(F'')$ has maximum degree 3. In case that $G(F'')$ has an induced C_4 (see Figure 4). Two of the vertices of this C_4 correspond to clauses and the other two variables meaning that those two clauses have both variables as literals. This situation does not occur in the formula F'' . The original m clauses have their local copies of variables. They do not have any variable in common. Any pair of the new $8n$ clauses have at most one variable in common. An original clause and a new one can have at most one variable x_i^j in common. Therefore, $G(F'')$ is C_4 -free. Given a planar representation of $G(F') = G(F)$, this representation can be easily transformed to a planar representation of $G(F'')$ (see Figure 3).

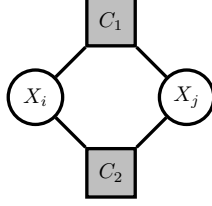


Figure 4: An induced C_4 cannot exist in the associated graph $G(F'')$

Finally, we can conclude that $G(F'')$ is planar subcubic C_4 -free. Consequently, we can state that subcubic planar C_4 -free positive 1in3SAT is NP-Complete. \square

Now, we give a polynomial-time reduction from an instance of input of Subcubic Planar C_4 -free positive 1in3SAT, a positive formula F in CNF, to a graph $S(G(F))$ an instance of our final target problem.

Given such positive formula F where each clause is a disjunction of exactly three different literals and its associate graph $G(F)$ is planar C_4 -free with degree at most 3, we construct a graph $S(G(F))$ from $G(F)$ as follows.

1. Replace every rectangle vertex v (corresponding to a clause C_i) of $G(F)$ by a triangle (clause triangle). Each vertex of this triangle takes a different neighbor (a circle vertex corresponding to a variable) of v as its owner (see Figure 5). Call this resulting graph as *temporary* graph $T(G(F))$.
2. For each circle vertex w , add two mutually adjacent new vertices as its neighbors forming a triangle (vertex triangle) (see Figure 6). This final graph is the graph $S(G(F))$.

For our convenience, we call this construction as **Main Transformation**.

Clearly, $S(G(F))$ can be obtained in polynomial-time from F . If F has n variables and m clauses, then $S(G(F))$ has exactly $3n + 3m$ vertices and $3n + 6m$ edges.

Theorem 4. *$S(G(F))$ is planar neighborhood-star-free (K_4 , diamond, butterfly, $K_{1,5}$, H , snail, press, $C_4, C_5, C_6, C_7, C_8, C_{3t+1}, C_{3t+2}$)-free for $t \geq 3$ without pendant vertices.*

Proof. Every vertex of $S(G(F))$ is in exactly one triangle which implies that $S(G(F))$ is neighborhood-star-free without pendant vertices and (K_4 , diamond, butterfly)-free.

Every vertex u of a clause triangle T has exactly one neighbor $z \notin T$ and z is in a vertex triangle (u has degree 3). Every vertex triangle has exactly two simplicial vertices and both of degree two. It is clear that the only vertices that can have degree more than 3 in $S(G(F))$ are those corresponding to circle vertices in $G(F)$. They have degree at most 3 in $G(F)$ but in $S(G(F))$, they have two additional neighbors. Hence, they have degree at most 5 in $S(G(F))$. As every vertex in $S(G(F))$ has at most degree 5, and it is in exactly one triangle,

$S(G(F))$ is $K_{1,5}$ -free (also, $(K_4, \text{diamond}, \text{butterfly}, K_{1,5})$ -free implies maximum degree 5).

Next, let us show that $S(G(F))$ is $(H, \text{snail}, \text{press})$ -free.

Suppose $S(G(F))$ has a snail as an induced subgraph. The triangle of the snail should be a vertex triangle since one of its vertices has degree at least 4. But in this case, this triangle has at most one simplicial vertex which is a contradiction. Hence, $S(G(F))$ is snail-free.

If $S(G(F))$ has an H as an induced subgraph. We consider two cases: (i) the middle edge is part of some triangle T and clearly, T is a vertex triangle, again T has at most one simplicial vertex (ii) the middle edge connects two triangles, one of them is a clause triangle meaning that one of the middle vertices should have degree exactly 3. All its three neighbors are in H and there is not any triangle, a contradiction. Therefore, $S(G(F))$ is H -free.

Suppose now that $S(G(F))$ contains a press as an induced subgraph. Clearly, one of the two triangles must be a variable triangle but both of them have at most one simplicial vertex. Again, a contradiction. So, $S(G(F))$ is press-free.

Next we analyse the possible induced cycles of $S(G(F))$ and $G(F)$.

Let C be an induced cycle of $S(G(F))$ having length greater than 3. We claim that the length of C is reduced by $2/3$, in relation to its corresponding length in $G(F)$. To show this claim, consider a cycle of $G(F)$ and its corresponding cycle of $S(G(F))$. Let t and k represent the lengths of these cycles of $G(F)$ and $S(G(F))$, respectively. Recall that $G(F)$ is planar, C_4 -free and bipartite, whose parts are formed by circle vertices and rectangle vertices, respectively.

In $G(F)$ each rectangle vertex has degree exactly 3 because each clause is formed by 3 positive literals. Furthermore, each of these rectangle vertices is replaced by a clause triangle. To extend $T(G(F))$, into $S(G(F))$ we add two new adjacent vertices for each circle vertex u , both to be adjacent to u . Therefore, the vertices belonging to an induced cycle of length ≥ 4 in $S(G(F))$ are circle vertices, and vertices of clause triangles. Clearly, they ought to be these both types, since the set of circle vertices form an independent set, while the clause triangles are disjoint triangles. Clearly, we need at least two circle vertices, to form an induced cycle C of $S(G(F))$. For each such circle vertex, we need two vertices of clause triangles. Therefore, if C contains t circle vertices, C also contains another $2t$ vertices from clause triangles, that is $3t$ vertices in total. Next, every pair of vertices of clause triangles is contracted into a single vertex. Therefore, $t = (2/3)k$, and the length of each cycle of $G(F)$ becomes $2/3$ smaller, indeed.

As $G(F)$ is bipartite and C_4 -free, the only values available for k is $3t$ with $t \geq 3$. Therefore, $S(G(F))$ and $T(G(F))$ are $(C_4, C_5, C_6, C_7, C_8, C_{3t+1}, C_{3t+2})$ -free, for $t \geq 3$.

As $G(F)$ is planar, take a planar representation of $G(F)$, any vertex is replaced by a triangle. In case of a variable triangle, it is clear that the two adjacent new neighbors of the circle vertex maintain the planar representation (see Figure 6). In case of a clause triangle, a similar fact holds (see Figure 5). Therefore, $S(G(F))$ is planar. \square

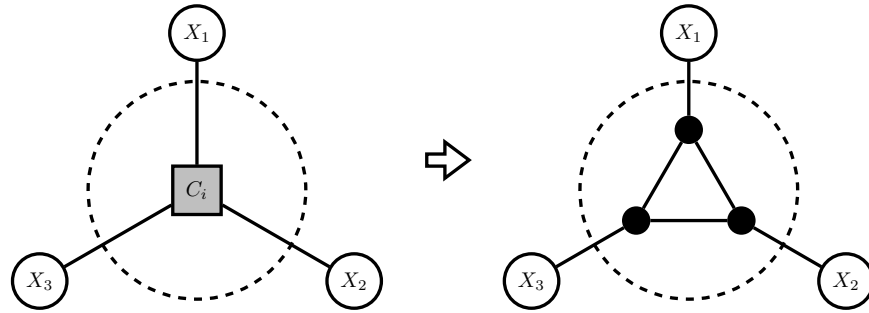


Figure 5: Replacing a clause by a triangle

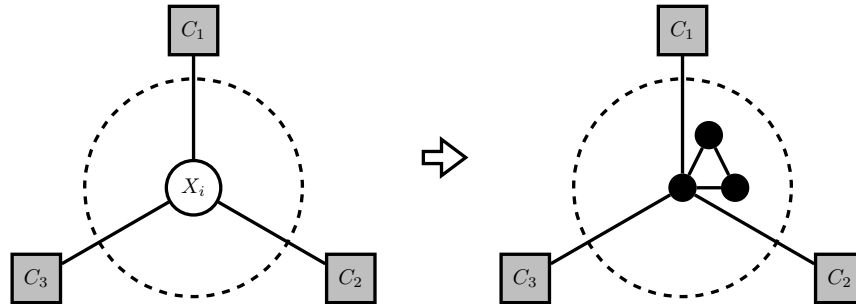


Figure 6: Replacing a variable by a triangle

Theorem 5. *There is a valid assignment for an input formula F of Subcubic planar C_4 -free positive 1in3SAT if and only if the resulting graph $S(G(F))$ of the main transformation contains some dominating induced matching.*

Proof. Given a valid assignment, we define a bi-coloring of $S(G(F))$ using this assignment below.

1. if a variable x_i is true then color black its corresponding circle vertex v . Choose arbitrarily any neighbor w of its variable triangle and color it also black. Color white all other neighbors of v .
2. if a variable x_i is false then color white its corresponding circle vertex v and color black all its neighbors.

Next we prove that this bi-coloring verifies the conditions of Theorem 1.

1. In a variable triangle, every vertex satisfies trivially the conditions.
2. In a clause triangle, a vertex is colored black (white) if its unique circle vertex neighbor x_i is colored white (black) because the variable x_i is false (true). As every clause has one true literal (all literals are positive). In any clause triangle T , there is exactly one white vertex v and all its 3 neighbors have been colored black. Particularly, the other two vertices of T .

Therefore, this bi-coloring corresponds to a DIM of $S(G(F))$.

Conversely, given a DIM D and its associated bi-coloring, we define an assignment as follows. If a circle vertex x_i is black (white) then the variable x_i is true (false). We will prove this assignment is valid. Using the properties of Theorem 2 and considering T the variable triangle that contains x_i , every clause triangle neighbor w of v has a different color of x_i since the vertices of T and w induce a paw and x_i, w are the odd degree vertices in the induced paw. The color of w is white only if x_i is true. As every clause triangle has exactly one white vertex. Consequently, every clause has exactly one true literal. \square

Corollary 1. *EXISTENCE DIM is NP-Complete for planar neighborhood-star-free $(K_4, \text{diamond}, \text{butterfly}, K_{1,5}, H, \text{snail}, \text{press}, C_4, C_5, C_6, C_7, C_8, C_{3t+1}, C_{3t+2})$ -free graphs for $t \geq 3$ without pendant vertices.*

Since neighborhood-star-free graphs do not have proper perfect dominating sets, the existence of DIM is equivalent to ask if exist a perfect edge dominating set with at most $m - 1$ edges where $|E| = m$ (the trivial perfect dominating set is the set of all edges E).

Corollary 2. *EXISTENCE of perfect dominating set with at most $m - 1$ edges is NP-Complete for Planar neighborhood-star-free $(K_4, \text{diamond}, \text{butterfly}, K_{1,5}, H, \text{snail}, \text{press}, C_4, C_5, C_6, C_7, C_8, C_{3t})$ -free graphs for $t \geq 3$ without pendant vertices where m is the number of edges in the graph.*

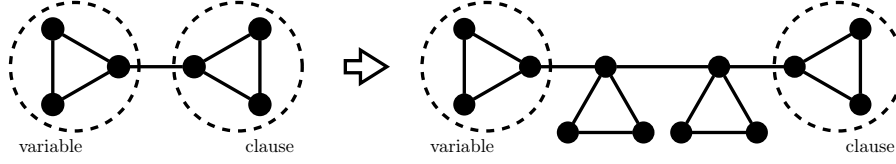


Figure 7: Replacing a variable-clause edge by a chain of 2 vertex link triangles

A *subdivision* of an edge (v, w) in a graph consists of replacing such edge by two edges (v, u) , (u, w) and a new vertex u .

Lemma 2. [11] *Let G be a graph and e an edge in G . If G' is the graph obtained from G by subdividing the edge e exactly three times, then G has a dominating induced matching if and only if so has G' .*

Cardoso, et al. [11] use the ideas of the triple subdivision of the edges (see Lemma 2) to extend the girth of the graph without affecting the existence or not of DIM. This technique does not work for our class under consideration since this operation adds 3 new vertices of degree 2 and they are not part of triangles. Instead of this operation we propose other alternatives to avoid induced cycles of size at most k for any k . But all of them come with some cost. The main idea is replacing edges of $S(G(F))$, the resulting graph of Main Transformation that connects vertices of different triangles by chains of structures that assure the vertices at both ends of chains should have different colors in any valid bi-coloring. We call those edges as variable-clause edges since they connect a variable triangle to a clause triangle. It is clear that every vertex of the chains should be in a triangle. We define two types of triangles: (i) vertex link triangles, these triangles have only one vertex in the chain, and (ii) edge link triangles, which are those that have exactly two vertices in the chain. There are many alternatives to create chains.

1. Every chain has exactly $2k_1$ vertex link triangles (see Figure 7 for $k_1 = 1$). It is clear that every pair of consecutive vertices in the chain are odd-degree vertices in some induced paw. By Theorem 2, they have different colors in any valid bi-coloring. Since the chain has $2k_1 + 1$ edges, then both ends of the chain have different colors in any valid bi-coloring.
2. Every chain has alternatively edge link triangles and vertex link triangles if we started from the variable triangle side, the first triangle is an edge link triangle. The number of each type of triangle is $2k_2$ (see Figure 8 for $k_2 = 1$). Some additional structure is needed for edge link triangles. Each edge link triangle has exactly one vertex that is not in the chain. We should connect this vertex to some contact vertex of a gadget. There are three options for the gadget structure (see Figure 8).

(a) A butterfly, where the contact vertex is its central vertex.

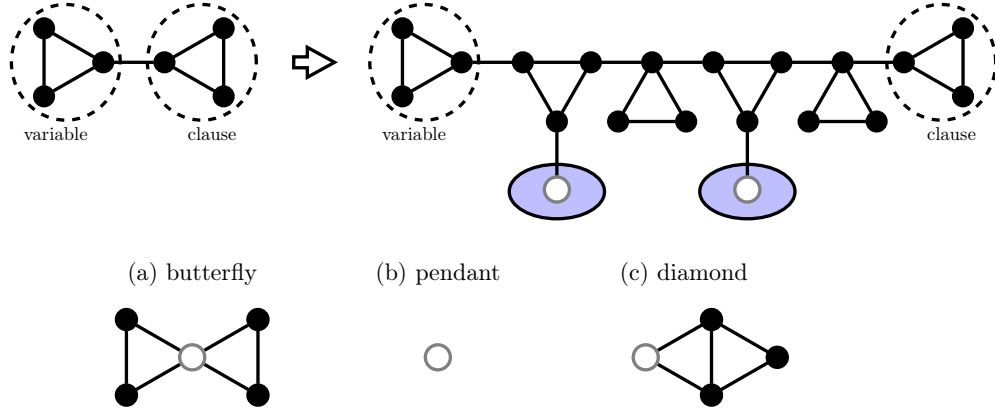


Figure 8: Replacing a variable-clause edge by a mixed chain of 2 vertex link triangles and 2 edge link triangles and 3 options for gadget

- (b) A K_1 and the contact vertex is the unique one. This vertex will become a pendant vertex.
- (c) A diamond, where the contact vertex is any vertex of degree 2 in the diamond.

In any case, the contact vertex is colored white in any valid bi-coloring by Theorem 2 and its neighbor in the edge link triangle should be black, again by Theorem 2. In consequence, the vertices of the edge link triangle in the chain should have different colors. All other edges of the chain form part of some induced paw and their incident vertices have degree odd in such paw. Therefore, every pair of consecutive vertices in the chain have different colors in any valid bi-coloring. The number of edges in the chain is exactly $6k_2 + 1$, an odd number, which implies that both ends of the chain have a different color in any valid bi-coloring.

It is clear that $S(G(F))$ admits a DIM if and only if the resulting graph Q , after the replacement of variable-clause edges by the chains described above, has a DIM. Furthermore, every variable-clause edge of $S(G(F))$ is part of some induced paw and its incident vertices have odd degree in such induced paw. Consequently, they should have different colors in any valid bi-coloring, by Theorem 2. Then from any valid bi-coloring of Q , we can obtain trivially a valid bi-coloring of $S(G(F))$. Conversely, any valid bi-coloring of $S(G(F))$, can be extended easily to a bi-coloring of Q . Consequently, we can define new reductions from Subcubic planar C_4 -free positive 1in3SAT to the DIM problem, concatenating the Main Transformation and one of these types of replacement of variable-clause edges.

Next, let us examine the resulting graph class of each type of replacement. The number of variable-clause edges in an induced cycle in $S(G(F))$ is at least 6 and the number of clause triangle edges is at least 3 since the induced cycles

in the associated graph $G(F)$ have at least 3 clause vertices.

1. In this case, the only forbidden subgraph of Corollaries 1 and 2 that can appear is the H graph. All induced cycles of Q should have at least $6 \cdot (2k_1 + 1) + 3 = 12k_1 + 9$ vertices. The number of vertices of Q is $n + (m - n) \cdot 3 \cdot 2k_1 = 6k_1m - (6k_1 - 1) \cdot n$ and Q has $m + (m - n) \cdot 4 \cdot 2k_1 = (8k_1 + 1) \cdot m - 8k_1n$ edges.
2. Independently of the gadget employed, all induced cycles of Q should have at least $6 \cdot (3 \cdot 2k_2 + 1) + 3 = 36k_2 + 9$ vertices.
 - (a) In this case, the only forbidden subgraph of Corollaries 1 and 2 that can appear is the butterfly. The number of vertices of Q is $n + (m - n) \cdot (8 + 3) \cdot 2k_2 = 22k_2m - (22k_2 - 1) \cdot n$ and Q has $m + (m - n) \cdot (11 + 4) \cdot 2k_2 = (30k_2 + 1) \cdot m - 30k_2n$ edges.
 - (b) In the present situation, Q has pendant vertices. The number of vertices of Q is $n + (m - n) \cdot (4 + 3) \cdot 2k_2 = 14k_2m - (14k_2 - 1) \cdot n$ and Q has $m + (m - n) \cdot (5 + 4) \cdot 2k_2 = (18k_2 + 1) \cdot m - 18k_2n$ edges.
 - (c) The only forbidden subgraph of Corollaries 1 and 2 that can appear is the diamond. We remark that there are no gems, nor W_4 's. The number of vertices of Q is $n + (m - n) \cdot (7 + 3) \cdot 2k_2 = 20k_2m - (20k_2 - 1) \cdot n$ and Q has $m + (m - n) \cdot (10 + 4) \cdot 2k_2 = (28k_2 + 1) \cdot m - 28k_2n$ edges.

Also, in any case, Q will still be a planar graph of degree at most five. We remark that cycles of size between 4 and k , in Q , for fixed $k \geq 4$, are forbidden. For each type of replacement, we can determine the smallest required value of k_1 or k_2 to assure this.

Theorem 6. *For any fixed value $k \geq 4$, EXISTENCE DIM and EXISTENCE of perfect dominating set with at most $m - 1$ edges are NP-Complete in the following graph classes.*

- Planar neighborhood-star-free $(K_4, \text{diamond}, \text{butterfly}, K_{1,5}, \text{snail}, \text{press}, C_4, \dots, C_k)$ -free without pendant vertices.
- Planar neighborhood-star-free $(K_4, \text{diamond}, K_{1,5}, H, \text{snail}, \text{press}, C_4, \dots, C_k)$ -free without pendant vertices.
- Planar neighborhood-star-free $(K_4, \text{diamond}, \text{butterfly}, K_{1,5}, H, \text{snail}, \text{press}, C_4, \dots, C_k)$ -free.
- Planar neighborhood-star-free $(K_4, \text{gem}, W_4, \text{butterfly}, K_{1,5}, H, \text{snail}, \text{press}, C_4, \dots, C_k)$ -free without pendant vertices.

3 NSF graphs, with no crickets

In this section, we describe a polynomial time algorithm for finding a DIM, if existing, of an NSF graph G , with no crickets.

The idea of the algorithm is to color the vertices of G with two colors, black (B) and white (W), to satisfy Lemma 3, or otherwise conclude that no such coloring exists. According to that lemma, this is sufficient to determine a DIM of G or inform that it does not exist.

The algorithm is divided into phases:

3.1 Discharging Phase

If G contains a K_4 , W_4 , or gem as an induced subgraph then G does not contain a DIM.

3.2 Pre-coloring Phase

Find a pre-coloring of the vertices of G , by iteratively applying the following rules:

1. (a) If G contains a butterfly, then apply color W to the (unique) vertex of degree 4 and apply color B to the four remaining vertices of the butterfly.
2. (b) If G contains a diamond, then use B to color the two vertices of degree 3 of the diamond, and apply color W to the other two, which have degree 2.
3. (c) Apply color B to the unique neighbor of each 1-degree vertex in G (preleaves vertices must be black).
4. (d) Apply color W to the vertices of 0-degree in G

3.3 Propagation Phase

Next we apply propagation rules. That is, we try to extend the pre-coloring so far obtained, to some other vertices, according to the following steps:

1. (e) In a paw, the two vertices of odd degree ought to have different colors. So, if just one of them is so far colored, then color the second one, so as to have a different color from the first one.
2. (f) Each vertex colored with B must have exactly one neighbor colored B . So, if a black vertex v has already a black neighbor, then apply the white color W to all other neighbors of v .
3. (g) All neighbors of a white vertex must be black. Then apply the color B to all neighbors of any white vertex.
4. (h) If a vertex v has two black neighbors then v must be white. Then apply the white (W) to any vertex v having two neighbors with color B .

3.4 Applying the Phases

Apply the above phases, according to:

1. Apply the Discharging Phase to G . If the graph contains a K_4 , W_4 or gem then answer that G does not contain a DIM and terminate the algorithm.
2. Apply the Pre-coloring Phase, Rules (a)-(d). In case some vertex gets colored with both colors B and W , then G does not contain a DIM and terminate the algorithm. Next, verify if the (partial) coloring so far obtained is valid, by applying the Definition 1. In case that the coloring is not valid then G does not contain a DIM and terminate the algorithm.
3. Iteratively, apply the Propagation Phase, Rules (e)-(h), until no further colorings are obtained. As before, if any vertex gets both colors, B and W , then G does not contain a DIM, and terminate the algorithm.
4. Verify if the coloring obtained by the previous phases is total, that is, if all vertices have been colored. In the affirmative case, the algorithm has obtained a DIM, which is precisely the DIM associated to that (total) coloring, and terminate the algorithm. Otherwise, the coloring is just partial, and we proceed with the algorithm.

Lemma 3. *After the execution of the Propagation Phase for an NSF graph G , exactly one of the following alternatives apply:*

1. *A (valid) total coloring has been found. In this case, a DIM has been obtained (which is the unique DIM of G), and terminate the algorithm.*
2. *Either an invalid coloring has been found, or some vertex has been assigned two both (distinct) colors. In this situation, G does not contain a DIM, and terminate the algorithm.*
3. *A partial valid coloring has been found. In this alternative, the algorithm proceeds.*

The proof of the lemma is straightforward.

Next we describe the actions to be taken for completing the coloring, in Alternative (3) of the previous lemma.

The next lemma describes the vertices that are still uncolored and the triangles that contain at least one of these so far uncolored vertices.

Lemma 4. *Let $v \in V$ be a vertex of G , that remained uncolored after the execution of the end of the Propagation Phase of the algorithm. Then:*

- *(i): Vertex v has at most one colored neighbor u . In that case, u must be black and has no black neighbors.*

- (ii): Vertex v has degree at least 2. In this case, v is contained in a triangle. The three vertices of a such triangle satisfy either:
 - All of them are uncolored (Triangle Type 1), or
 - One of the neighbors of v is black, and the other two are uncolored. (Triangle Type 2)

Proof. Part (i) follows from the (Propagation Phase). Next, examine Part (ii):

Since G is an NSF graph, if a vertex v has degree ≥ 2 then v belongs to a triangle. Then, the only vertices which are not part of a triangle have degree ≤ 1 . Those of degree 0 are necessarily white, according to Rule (d) of the *Pre-coloring Phase*.

Next, examine the vertices of degree 1, and let v be such a vertex, and u its only neighbor.

By Rule (c), u is black. Additionally, if the degree of u is also 1, for this same reason, v must also be black.

Consequently, if v was still uncolored up to this point, then u must be contained in some triangle T .

Clearly, $G[T \cup \{v\}]$ is a paw, and v, u have odd degree in this paw.

By Rule (e) of the Propagation Phase, since u is black, it follows that v is white, a contradiction.

Consequently, all vertices of degree ≤ 1 have been colored.

Next, consider the collection of triangles that contain some uncolored vertex. Each of these triangles either contains all its three uncolored vertices (Type 1), or two uncolored ones (Type 2, the unique colored vertex of a triangle of this type must be black and does not have any black neighbor in G , otherwise all vertices of the triangle should have been colored which is a contradiction).

We know that no pair of such triangles can have a common vertex. Otherwise, these two triangles would induce a diamond, a butterfly, or a K_4 .

In case of a diamond or a butterfly, according to Rules (e) and (f) of the Propagation Phase, these vertices have been already colored, a contradiction. Finally, in case of a K_4 , the algorithm has already terminated, by the Discharging Phase. \square

We still need to analyze the triangles, of both Types 1 and 2, that contain at least one of the uncolored vertices.

Let G' denote the subgraph of G induced by those vertices contained in the triangles of Types 1 and 2. The following lemma describes G' , assuming that G is cricket-free.

Lemma 5. *If G is NSF cricket-free then*

- (i): G' is subcubic and claw-free.
- (ii) The still uncolored vertices of G , together with their colored neighbors of triangles of Type 2, all lie in G' .

- (iii) Each uncolored vertex u of G' satisfies either one of the following conditions:
 1. u has degree 2, and its neighbors are adjacent.
 2. u has degree 3, and exactly two of its three neighbors are adjacent.
- (iv) G' admits a total valid coloring.

Proof. (ii) It follows directly from the definition G' .

(i) If the degree of u is at least 4, then u has two neighbors outside the considered triangle T . Then these two neighbors, together with the three vertices of T , induce a cricket. However, G is cricket-free, a contradiction. Therefore, the vertices of G' have degree at most 3 and induce no claws.

(iii) It follows from (i) and (ii).

(iv) It follows from Lemma 1. □

Consequently, we can apply the graph G' to the the algorithm described in [18], which obtains a DIM of G' in $O(n)$ time.

3.5 Description of the Algorithm

Following the above description, the algorithm can now be summarized as follows: Let G be the input graph. The algorithm is divided into parts:

1. PART:1 Recognition of G
 To recognize if G is an NSF graph, for each vertex v of G , verify if the subgraph induced by the open neighborhood of v has at least one edge. In the affirmative case, G is indeed NSF otherwise it is not. Terminate the algorithm in the negative case. Next, verify if G is cricket-free, by looking at all its induced subgraphs of 5 vertices. Again, proceed if positive and terminate when negative.
2. PART 2: RUNNING THE PHASES:
 Perform the four steps, as described in Subsection 3.4. That is,
 - Apply the Discharging Phase
 - Apply Rules a-d of the Pre-coloring Phase
 - Apply Rules e-h of the Propagation Phase
 - Apply the verification step 4 of Subsection 3.4.

If the algorithm did not so far stop, either because a DIM has already been found, or because it does not exist, then proceed to PART 3.
3. PART 3: Construction of graph G'
 Consider the triangles of G containing still uncolored vertices. Partition these triangles into two types:
 Type 1: All three of their vertices are uncolored.
 Type 2: These triangles contain exactly two uncolored vertices, each.

Let G' be the subgraph induced by the vertices of triangles of Types 1 and 2.

4. PART 4: Finding the DIM

Find the DIM of the graph of G' , employing the algorithm [18], which completes the solution of our initial problem.

3.6 Complexity of the Algorithm

To verify the complexity of the algorithm, follow the 4 parts of its description. For Part 1, checking if G is NSF requires no more than $O(nm)$ time, by the procedure described. As for verifying if G is cricket-free, we need $O(n^5)$ time, using a brute-force method for going through all induced subgraphs of size 5. For Part 2, there are 4 checks to be made:

The Discharging Phase requires $O(n^5)$ time, again using brute-force to generate all subgraphs of sizes 4 and 5.

The Pre-coloring Phase requires $O(n^5)$ time since its time-dominating operation is to generate all induced subgraphs of 5 vertices, again employing a brute-force method.

The operations of the Propagation Phase can be done, altogether, in $O(n^5)$ time. That is, each of the iterated executions can be accomplished in $O(n^4)$ time, since its time dominating operation is listing all 4-induced subgraphs, for looking for paws. Moreover, at most $O(n)$ iterations are needed since we stop when every vertex has been colored. Therefore, this Part can be implemented in $O(n^5)$ time.

For Part 3, we generate all triangles of G and find those of Parts 1 and 2. These operations can be done easily in $O(n^3)$ time. Finally, for Part 4, we employ the algorithm of [18], which can be implemented in $O(n)$ time. Therefore, the entire algorithm requires no more than $O(n^5)$ time.

By employing more efficient techniques, using convenient data structures for generating all the required induced subgraphs, we estimate that the running time of the algorithm can be decreased to $O(nm)$. We leave to the readers the task of describing the details of this implementation.

4 Conclusions

We conclude with an open question.

We wonder if there is some algorithmic relation between efficient and perfect edge domination. More specifically, we remark that there are graph classes which admit polynomial time solutions for solving the efficient edge domination problem while being hard for solving the perfect edge domination problem. However, we ask whether there is some graph class for which there exists a polynomial time algorithm for solving the perfect edge domination problem while being hard for the efficient edge domination problem.

Acknowledgements

Min Chih Lin was partially supported by UBACyT Grants 20020190100126BA and 20020170100495BA, and CONICET grant PIP 11220200100084CO, Argentina. Abilio Lucena acknowledges the support of CNPq grant 309887/2018-6, Brazil. Nelson Maculan was partially supported by CNPq and COPPETEC Foundation, Brazil. Veronica A. Moyano was partially supported by Universidad Nacional de General Sarmiento grant 30/1135, Argentina. Jayme L. Szwarcfiter was partially supported by FAPERJ and CNPq, Brazil.

References

- [1] A. Brandstädt, C. Hundt, R. Nevries, Efficient edge domination on hole-free graphs in polynomial time, in: LATIN 2010: theoretical informatics, Vol. 6034 of Lecture Notes in Comput. Sci., Springer, Berlin, 2010, 650–661.
- [2] A. Brandstädt, Efficient domination and efficient edge domination: a brief survey, in: Algorithms and discrete applied mathematics, Vol. 10743 of Lecture Notes in Comput. Sci., Springer, Cham, 2018, 1–14.
- [3] A. Brandstädt, R. Mosca, Dominating induced matchings for P_7 -free graphs in linear time, *Algorithmica* 68 (4) (2014), 998–1018.
- [4] A. Brandstädt, R. Mosca, Finding dominating induced matchings in P_8 -free graphs in polynomial time, *Algorithmica* 77 (4) (2017), 1283–1302.
- [5] A. Brandstädt, R. Mosca, Dominating induced matchings in $S_{1,2,4}$ -free graphs, *Discrete Appl. Math.* 278 (2020), 83–92.
- [6] A. Brandstädt, R. Mosca, Finding dominating induced matchings in $S_{2,2,3}$ -free graphs in polynomial time, *Discrete Appl. Math.* 283 (2020), 417–434.
- [7] A. Brandstädt, R. Mosca, Finding dominating induced matchings in $S_{1,1,5}$ -free graphs in polynomial time, *Discrete Appl. Math.* 284 (2020), 269–280.
- [8] A. Brandstädt, R. Nevries, Efficient dominating and edge dominating sets for graphs and hypergraphs, in: Encyclopedia of Algorithms, 2016, pp. 618–621. doi:10.1007/978-1-4939-2864-4_689. URL https://doi.org/10.1007/978-1-4939-2864-4_689
- [9] A. Brandstädt, A. Leitert, D. Rautenbach, Efficient dominating and edge dominating sets for graphs and hypergraphs, in: K. Chao, T. Hsu, D. Lee (Eds.), Algorithms and Computation - 23rd International Symposium, ISAAC 2012, Taipei, Taiwan, December 19-21, 2012. Proceedings, Vol. 7676 of Lecture Notes in Computer Science, Springer, 2012, pp. 267–277. doi:10.1007/978-3-642-35261-4_30. URL https://doi.org/10.1007/978-3-642-35261-4_30

- [10] D. M. Cardoso, J. O. Cerdeira, C. Delorme, P. C. Silva, Efficient edge domination in regular graphs, *Discrete Applied Mathematics* 156 (15) (2008), 3060–3065.
- [11] D. M. Cardoso, N. Korpelainen, V. V. Lozin, On the complexity of the dominating induced matching problem in hereditary classes of graphs, *Discrete Applied Mathematics* 159 (7) (2011), 521–531. doi:<https://doi.org/10.1016/j.dam.2010.03.011>.
- [12] V. L. do Forte, M. C. Lin, A. Lucena, N. Maculan, V. A. Moyano, J. L. Szwarcfiter, Modelling and solving the perfect edge domination problem, *Optim. Lett.* 14 (2020), 369–394.
- [13] D. L. Grinstead, P. J. Slater, N. A. Sherwani, N. D. Holmes, Efficient edge domination problems in graphs, *Inform. Process. Lett.* 48 (5) (1993), 221–228. doi:[10.1016/0020-0190\(93\)90084-M](https://doi.org/10.1016/0020-0190(93)90084-M). URL [https://doi.org/10.1016/0020-0190\(93\)90084-M](https://doi.org/10.1016/0020-0190(93)90084-M)
- [14] A. Hertz, V. Lozin, B. Ries, V. Zamaraev, D. de Werra, Dominating induced matchings in graphs containing no long claw, *J. Graph Theory* 88 (1) (2018), 18–39.
- [15] N. Korpelainen, V. V. Lozin, C. Purcell, Dominating induced matchings in graphs without a skew star, *J. Discrete Algorithms* 26 (2014), 45–55. doi:[10.1016/j.jda.2013.11.002](https://doi.org/10.1016/j.jda.2013.11.002). URL <https://doi.org/10.1016/j.jda.2013.11.002>
- [16] M. C. Lin, V. Lozin, V. A. Moyano, J. L. Szwarcfiter, Perfect edge domination: Hard and solvable cases, *Annals of Operations Research* 264 (2018), 287–305. doi:<https://doi.org/10.1007/s10479-017-2664-3>.
- [17] M. C. Lin, M. J. Mizrahi, J. L. Szwarcfiter, Exact Algorithms for Minimum Weighted Dominating Induced Matching, *Algorithmica* 77 (3) (2017), 642–660. doi:<https://doi.org/10.1007/s00453-015-0095-6>.
- [18] M. C. Lin, M. J. Mizrahi, J. L. Szwarcfiter, Fast algorithms for some dominating induced matching problems, *Information Processing Letters* 114 (10) (2014) 524–528. doi:<https://doi.org/10.1016/j.ipl.2014.04.012>.
- [19] C. L. Lu, M.-T. Ko, C. Y. Tang, Perfect edge domination and efficient edge domination in graphs, *Discrete Applied Mathematics* 119 (3) (2002), 227–250. doi:[https://doi.org/10.1016/S0166-218X\(01\)00198-6](https://doi.org/10.1016/S0166-218X(01)00198-6).
- [20] C. L. Lu, C. Y. Tang, Solving the weighted efficient edge domination problem on bipartite permutation graphs, *Discrete Applied Mathematics* 87 (1) (1998), 203–211. doi:[https://doi.org/10.1016/S0166-218X\(98\)00057-2](https://doi.org/10.1016/S0166-218X(98)00057-2). URL <https://www.sciencedirect.com/science/article/pii/S0166218X98000572>

- [21] C. Moore, J. Robson, Hard tiling problems with simple tiles, *Discrete & Computational Geometry* 26 (2001), 573–590. doi:10.1007/s00454-001-0047-6.
- [22] V. Moyano, Edge dominating set problems: Algorithms, bounds and properties, Ph.D. thesis, Universidad de Buenos Aires (2017).
- [23] R. Nevries, Efficient domination and polarity, Ph.D. thesis, University of Rostock (2014).