

Joint-Modal Label Denoising for Weakly-Supervised Audio-Visual Video Parsing

Haoyue Cheng^{1,2} Zhaoyang Liu² Hang Zhou³ Chen Qian² Wayne Wu² Limin Wang¹✉

¹State Key Laboratory for Novel Software Technology, Nanjing University, China

²SenseTime Research ³The Chinese University of Hong Kong

{chenghaoyue98, zyliumy}@gmail.com zhouhang@link.cuhk.edu.hk

{qianchen, wuwenyan}@sensetime.com lmwang@nju.edu.cn

Abstract

This paper focuses on the weakly-supervised audio-visual video parsing task, which aims to recognize all events belonging to each modality and localize their temporal boundaries. This task is challenging because only overall labels indicating the video events are provided for training. However, an event might be labeled but not appear in one of the modalities, which results in a modality-specific noisy label problem. Motivated by two observations that networks tend to learn clean samples first and that a labeled event would appear in at least one modality, we propose a training strategy to identify and remove modality-specific noisy labels dynamically. Specifically, we sort the losses of all instances within a mini-batch individually in each modality, then select noisy samples according to relationships between intra-modal and inter-modal losses. Besides, we also propose a simple but valid noise ratio estimation method by calculating the proportion of instances whose confidence is below a preset threshold. Our method makes large improvements over the previous state of the arts (e.g., from 60.0% to 63.8% in segment-level visual metric), which demonstrates the effectiveness of our approach.

1. Introduction

Many works show that the audio-visual clues play a crucial role in comprehensive video understanding [3, 30, 45]. However, most studies on audio-visual joint learning [17, 31, 38] assume that the two modalities are correlated or even temporally synchronized, which is not always the case. For example, the sound of a car might be out of sight, but such information is still crucial for real-world perception. To this end, Tian *et al.* [37] proposed the **audio-visual video parsing** (AVVP) task without synchronization restriction, which aims to recognize all events belonging to each modality and

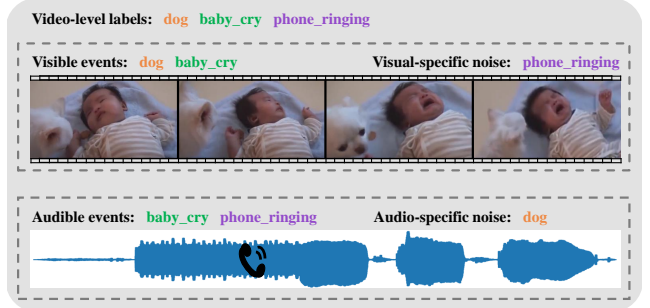


Figure 1. An example to illustrate modality-specific noise in weakly-supervised AVVP task. An infant accompanied by a dog is sleeping. Then, the phone bell rings and it frightens the baby to cry. In this example, the visible events in the whole video are “dog” and “baby_cry_infant_cry”. The audible events are “telephone_bell_ringing” and “baby_cry_infant_cry”. Thus, the “dog” can be treated as audio-specific noise and “telephone_bell_ringing” is regarded as visual-specific noise.

localize their temporal boundaries.

AVVP task is formulated in a weakly-supervised manner since precisely annotating labels would be expensive and time-consuming. Events labels are provided for each video in the training set, but events’ detailed modality and temporal localization are not available. This manner is termed Multimodal Multiple Instance Learning (MMIL). Owing to the weakly-supervised setting and audio-visual asynchrony, it leads to a serious issue: **modality-specific noise**. Modality-specific noise is related to *some event clues that do not appear in one of the two modalities*. Taking Figure 1 as an example, the event “telephone_bell_ringing” only appears in the audio track and can not be perceived from the visual track, which thus is an improper supervised signal for visual modality and can be regarded as a visual-specific noisy label. We argue that lowering the interference of modality-specific noise can significantly advance the development of audio-visual video parsing.

The pioneers in audio-visual video parsing have taken sustained efforts to learn the spatio-temporal clues under

✉ : Corresponding author.

such weakly-supervised setting. HAN [37] adopted a hybrid attention network optimized with a label smoothing mechanism, but it still suffers from the modality-specific noise. MA [43] exchanged audio or visual tracks between two unrelated videos to yield reliable event labels for each modality. However, since the cross-modal aggregation in [43] is trained by paired audio-visual features, this might interfere with the uncertainty-assessing procedure on their re-assembled videos. As the previous label denoising methods [21, 29, 42, 47] majorly focus on unimodal patterns, leveraging the cross-modal correlation to alleviate modality-specific noise still remains to be studied further. Consequently, we design a novel training strategy to mitigate the impacts of modality-specific noise for weakly-supervised audio-visual video parsing.

In this paper, we propose the **Joint-Modal Label Denoising (JoMoLD)** training strategy to dynamically alleviate **modality-specific noise** through careful loss analysis for both modalities. We take the inspiration from two observations. 1) Neural networks tend to learn cleanly labeled samples first, and gradually memorize noisy ones [6, 22, 48]. As a result, most noisily labeled data would be more difficult to learn than correctly labeled ones. From the view of loss patterns, the loss of cleanly labeled samples would be lower than noisily labeled ones. 2) Under the weakly supervised training setting, an event label ought not to serve as noise for both modalities, *i.e.*, this event appears in at least one modality. According to these observations, the loss of a noisily labeled modality tends to be higher than the loss of the other modality where the event appears. We call this phenomenon loss inconsistency among different modalities.

Based on the above analysis, we leverage audio and visual track loss patterns to remove modality-specific noisy labels for each modality. First, we design a noise estimator to approximately pre-estimate the noise ratio per category individually for each modality, which guides our proposed training strategy in determining the modality-specific noise. Then, when training the parsing model, we rank the losses within a mini-batch separately for two modalities. Based on the pre-estimated noise ratios, we treat the labels with inconsistent losses between two modalities as modality-specific noise. For each iteration in the training phase, we remove modality-specific noisy labels from their corresponding modality before back-propagation. This training strategy makes the parsing network robust to modality-specific noise under the weakly-supervised setting of AVVP. The experiments have also validated the effectiveness of our proposed method, which outperforms the previous state of the arts significantly.

In summary, we make the following contributions:

- *First*, we develop a noise ratio estimator to calculate the modality-specific noise ratios, which play a crucial role in determining the noise selection.
- *Second*, we propose a general and dynamic training paradigm, namely Joint-Modal Label Denoising (JoMoLD), to alleviate the issue of modality-specific noise from the perspective of joint-modal label denoising on weakly-supervised AVVP task.
- *Finally*, the experiments on the LLP dataset validate the effectiveness of our method, which can significantly alleviate modality-specific noise during training. Especially, the segment-level visual metric is improved from 60.0% to 63.8% over the state of the art.

2. Related Work

2.1. Audio-Visual Learning

Audio-visual joint learning has derived a variety of tasks, such as audio-visual representation learning [1, 3, 7, 12, 20], audio-visual sound separation [9, 10, 50, 51], sound source localization [4, 33], audio-visual video captioning [16, 32, 36], audio-visual event localization [23, 44, 52], and audio-visual action recognition [11, 30, 45]. Most of these works are based on the assumption that audio and visual signals are always semantically corresponding and temporally synchronized.

For audio-visual representation learning, [7] and [12] transferred discriminative visual knowledge from pre-trained visual models into the audio modality. Alwassel *et al.* [1] leveraged unsupervised clustering results within one modality as a supervised signal to the other modality. Other works explore learning instance-level audio-visual correspondence. Arandjelovic *et al.* [3] designed a pretext task to learn correspondent representations between images and audio. Korbar *et al.* [20] further utilized the temporal synchronization between audio and visual streams.

2.2. Weakly-Supervised AVVP

Audio-visual video parsing (AVVP) task [37] breaks the restriction that audio and visual signals are definitely aligned. Due to the difficulty of exhaustive manual annotations, the audio-visual video parsing task is under the weakly-supervised setting, where only the video-level labels are provided for training.

To tackle the weakly-supervised AVVP task, previous work [37] proposed a hybrid attention network and attentive Multimodal Multiple Instance Learning (MMIL) Pooling mechanism to aggregate all features. Wu *et al.* [43] refined individual modality labels by swapping audio or visual tracks between two unrelated videos. Nevertheless, they independently refined modality labels without considering the relationship between the two modality labels. Our work obtains more precise modality-specific labels in a joint-modal label denoising manner.

2.3. Learning With Label Noise

Deep neural networks have been demonstrated to learn clean samples first, and gradually memorize samples with noisy labels [6, 13, 22, 48]. Recent works [25] show that such early-learning and memorization phenomena can even be observed in linear models. Many works are trying to handle this problem from different perspectives. One kind of methods [19, 41, 49] designs reasonable loss functions or regularization mechanism to reduce overfitting noise. Semi-supervised learning is also adopted in some works [21, 27].

Two types of methods related to our approach are learning on selected clean samples [13, 26, 29, 47] and correcting noisy labels [5, 34, 35, 46]. Han *et al.* [13] proposed “Co-teaching”, which optimizes two models on clean samples selected by the paired network. To prevent the two networks converging to a consensus, “Co-teaching+” [47] was proposed to combine “Co-teaching” with “Update by Disagreement” [26] strategy. These collaborative learning with label noise methods are motivated by “Co-training” [8] in semi-supervised training. Tanaka *et al.* [35] utilized model output to reassign labels for noisy samples. However, most of these works focus on single-modal label denoising, and cannot be directly utilized for multi-modal label denoising.

Some multi-modal learning works [2, 18] also try to mitigate the effects of noisy labels. Amrani *et al.* [2] proposed to reduce multi-modal noise estimation to a multi-modal density estimation problem. Hu *et al.* [18] proposed a “Robust Clustering loss” to make the model focus on clean samples instead of noisy ones. However, these methods do not explore the correlation between multi-modalities and have not dealt with the multi-modal noisy labels problem.

Our work deals with the issue of modality-specific noisy labels in weakly-supervised AVVP task. We aim to generate more reliable modality-specific labels considering cross-modal connections.

3. Method

Our main idea is to utilize the cross-modal loss patterns to perceive modality-specific noise, which is compatible with off-the-shelf networks (*e.g.*, [37]) on weakly-supervised AVVP task. In this section, we elaborately introduce our proposed method, *i.e.*, **Joint-Modal Label Denoising** (JoMoLD). Firstly, we formulate the problem statement along with the baseline framework in Sec. 3.1. Secondly, the noise estimator is proposed to calculate modality-specific noise ratios in Sec. 3.2. Thirdly, we design an effective algorithm to remove modality-specific noisy labels by pre-estimated noise ratios in Sec. 3.3. Lastly, we give an insightful discussion of our method in Sec. 3.4.

3.1. Preliminaries

Problem Statement. This task aims to detect audible events or visible events that appear in each segment of a video, which is formulated as a Multimodal Multiple Instance Learning (MMIL) problem with C event categories by Tian *et al.* [37]. Specifically, given a T-second video sequence $\{A_t, V_t\}_{t=1}^T$, A_t denotes t -th segment in audio track and V_t denotes t -th segment in visual track. During evaluation, let (y_t^a, y_t^v, y_t^{av}) denote audio, visual and audio-visual event labels at t -th segment, respectively. Note that y_t^a, y_t^v and y_t^{av} are $\{0, 1\}^C$ vectors, indicating the presence or absence of each event category. The audio-visual event represents this event occurs in both visual track and audio track at time t . However, as a weakly-supervised task, we can only access video-level event label $y \in \{0, 1\}^C$ instead of accurate segment-level labels during training. In other words, we only know which events occurred in a video, but can not acquire when events occur and in which modality the events appear. Following the practice in [37], we use pre-trained off-the-shelf networks to extract local audio and visual features $\{f_t^a, f_t^v\}_{t=1}^T$ for each segment.

Baseline Framework. We here use previous work [37] (denoted as \mathcal{F}) as our important baseline. To capture temporal context and leverage the clues in different modalities, Tian *et al.* [37] adopted self-attention and cross-attention mechanisms to aggregate inner-modal and intra-modal information on segment features. Furthermore, an attentive MMIL Pooling mechanism is proposed to yield modality-level and video-level predictions. As a multi-label multi-class learning task, it naturally uses binary cross-entropy (BCE) loss to optimize the model. In the baseline, the video-level label y is used to supervise both modality-level and video-level predictions. Due to the modality-specific noise, we argue that such a fashion is misleading for model training. Therefore, we develop a dynamic training strategy, termed **Joint-Modal Label Denoising** (JoMoLD), to alleviate the effect of modality-specific noise during training.

3.2. Estimating Noise Ratios

Our algorithm requires to pre-estimate the modality-specific noise ratio per category, which assists our model in determining which labels should be removed during training. Since the real modality-specific noise ratios are unavailable in the training phase, we design a simple yet effective manner to approximately estimate noise ratios. The key insight is that the baseline model trained on this task already has a certain capacity of discriminating noisy labels.

Specifically, we train a noise estimator \mathcal{H} following baseline [37] with one notable modification: removing the cross-modal attention in the overall pipeline. As cross-modal attention exchanges the information between audio and visual features, it practically interferes with the noise estimation for each modality. Experiment in Table 2c has

proved this point. Let $\hat{\mathbf{P}}^a, \hat{\mathbf{P}}^v \in \mathbb{R}^{N \times C}$ denote the audio and visual predictions of \mathcal{H} , and $\bar{\mathbf{P}}^a, \bar{\mathbf{P}}^v \in \mathbb{R}^C$ are the mean of predictions for each category. $\mathbf{Y} \in \{0, 1\}^{N \times C}$ are video-level labels. Note that N is the number of videos in training set. Then, we need to define which labels are probably noise. For example, we argue the annotated c -th category label for i -th video, *i.e.* $\mathbf{Y}[i, c] = 1$, is not reliable for audio modality if $\hat{\mathbf{P}}^a[i, c]/\bar{\mathbf{P}}^a[c]$ is lower than a pre-set threshold θ^a . Here, $\hat{\mathbf{P}}^a[i, c]$ is normalized by $\bar{\mathbf{P}}^a[c]$ so as to alleviate the impact of imbalanced distribution of predictions in each event category. The procedure of estimating noise ratio for c -th category is summarized as follows:

$$\begin{aligned} \mathbf{r}^a[c] &= \frac{\sum_{i=1}^N \mathbb{I}(\hat{\mathbf{P}}^a[i, c]/\bar{\mathbf{P}}^a[c] < \theta^a) \times \mathbf{Y}[i, c]}{\sum_{i=1}^N \mathbf{Y}[i, c]}, \\ \mathbf{r}^v[c] &= \frac{\sum_{i=1}^N \mathbb{I}(\hat{\mathbf{P}}^v[i, c]/\bar{\mathbf{P}}^v[c] < \theta^v) \times \mathbf{Y}[i, c]}{\sum_{i=1}^N \mathbf{Y}[i, c]}, \end{aligned} \quad (1)$$

where $\mathbf{r}^a (\mathbf{r}^v) \in \mathbb{R}^C$ denotes noise ratios of positive labels in audio (visual) track for C categories, \mathbb{I} is the indicator function, and “ \times ” denotes multiplication. Note that θ^a (θ^v) can be seen as the confidence to determine noisy labels for audio (visual) modality. Table 2b shows that final performance of our proposed method is not sensitive to θ^a and θ^v . The estimated noise ratios will be used as a priori knowledge for the label denoising procedure.

Generally, our noise estimator is essentially different from Wu *et al.* [43]. They exchange the audio tracks between two unrelated videos to filter out the noisy labels and re-train the model from scratch based on refined labels. On the one hand, as cross-modal attention aggregates multi-modal clues, the modality-level predictions would affect each other. Thus it is improper to assess the uncertainty of event labels for each modality when using cross-modal attention. On the other hand, the refined labels will be fixed after the label refinement procedure in [43]. It causes that even the wrongly refined labels would also be used to re-train the parsing model in the whole re-training phase. In contrast, our method alleviates the potential negative impacts of cross-modal attention in the phase of noise estimation. Furthermore, modality-specific noisy labels are removed dynamically, which is expected to tolerate some improper refinements in the previous training. Even though the intrinsic biases might exist in the noise estimator, the estimated noise ratios are still effective for our modality-specific label denoising algorithm, which is also validated in experiments.

3.3. Modality-specific Label Denoising

In this section, our goal is to remove modality-specific noisy labels and optimize the parsing model \mathcal{F} with the refined labels. Therefore, we need to solve a tricky issue: how to identify the modality-specific noisy labels. As illustrated

Algorithm 1 The Pipeline of JoMoLD

Require:

- Noise ratios $\mathbf{r}^a \in \mathbb{R}^C, \mathbf{r}^v \in \mathbb{R}^C$ estimated in Sec. 3.2
 - Total training iterations Γ , the number of categories C , the batch size B
 - The parsing network \mathcal{F}
 - 1: **for** $i = 0$ to $\Gamma - 1$ **do**
 - 2: Fetch a mini-batch \mathcal{B} , and video-level labels $\mathbf{Y} \in \{0, 1\}^{B \times C}$, $\mathbf{Y}^a = \mathbf{Y}$, $\mathbf{Y}^v = \mathbf{Y}$
 - 3: Feed \mathcal{B} into \mathcal{F} (skipping cross-modal attention) to calculate forward loss $\mathbf{L}^a, \mathbf{L}^v \in \mathbb{R}^{B \times C}$
 - 4: **for** $c = 1$ to C **do**
 - 5: # Find the indexes of positive labels and the number of positive samples
 $\mathbf{I} = \text{nonzero}(\mathbf{Y}[:, c])$, $B' = \sum_{i=1}^B \mathbf{Y}[i, c]$
 # Calculate the numbers of candidate noise for audio and visual modalities
 $\mathbf{M}^a = \text{int}(\mathbf{r}^a[c] \times B')$, $\mathbf{M}^v = \text{int}(\mathbf{r}^v[c] \times B')$
 # Determine the indexes of audio noise in batch \mathcal{B}
 $\mathbf{I}^a = \mathbf{I}[\mathcal{G}(-\mathbf{L}^a[\mathbf{I}, c], \mathbf{M}^a)] \cap \mathbf{I}[\mathcal{G}(\mathbf{L}^v[\mathbf{I}, c], \mathbf{M}^a)]$
 # Determine the indexes of visual noise in batch \mathcal{B}
 $\mathbf{I}^v = \mathbf{I}[\mathcal{G}(-\mathbf{L}^v[\mathbf{I}, c], \mathbf{M}^v)] \cap \mathbf{I}[\mathcal{G}(\mathbf{L}^a[\mathbf{I}, c], \mathbf{M}^v)]$
 # Remove noisy labels
 $\mathbf{Y}^a[\mathbf{I}^a, c] = 0$, $\mathbf{Y}^v[\mathbf{I}^v, c] = 0$
 - 6: **end for**
 - 7: Feed \mathcal{B} into \mathcal{F} , and utilize \mathbf{Y} , \mathbf{Y}^a and \mathbf{Y}^v to optimize network \mathcal{F}
 - 9: **end for**
-

in Fig. 2, our modality-specific label denoising procedure can be summarized as two steps: a) **Calculating Forward Loss** and b) **Removing Noisy Labels**. As a general training strategy, we adopt the model in [37] as our backbone network \mathcal{F} to verify our method.

First, in the step of **Calculating Forward Loss**, losses are calculated in each modality for later removing the noisy labels. Specifically, we feed the extracted local features of a batch of videos into the network, and calculate the BCE losses for each modality. Here, cross-modal attention is skipped in this step to avoid interference of cross-modal feature aggregation. Note that the losses calculated in this step are only utilized for removing noisy labels but not for optimizing the network. Let B represent the batch size, $\mathbf{L}^a, \mathbf{L}^v \in \mathbb{R}^{B \times C}$ denote the BCE losses in audio and visual modalities.

Second, in the step of **Removing Noisy Labels**, modality-specific noisy labels are determined according to the loss patterns based on estimated noise ratios \mathbf{r}^a and \mathbf{r}^v . We here define a function for better introducing the procedure of removing labels:

$$\mathcal{G}(\mathcal{L}, n) = \text{argsort}(\mathcal{L})[0 : n] \quad (2)$$

where \mathcal{L} denotes the losses of a batch of samples, and n is the parameter to control the number of selected indexes.

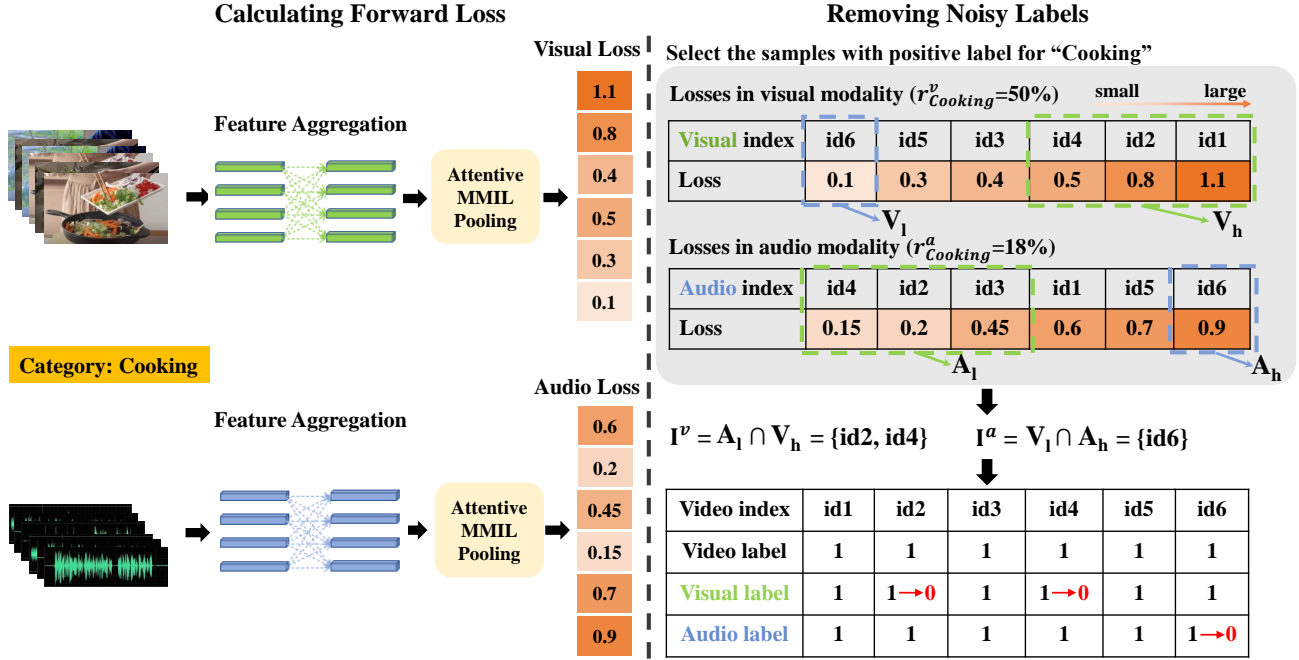


Figure 2. **The proposed modality-specific label denoising procedure.** The label denoising procedure consists of **Calculating Forward Loss** and **Removing Noisy Labels**. In this case, we display the label denoising process for the “Cooking” event in a batch of videos. In calculating forward loss, we aggregate the intra-modal features, obtain the modality-level predictions, and further calculate the modality losses. Based on the estimated noise ratios $r_{Cooking}^v$ and the sorted visual losses, we obtain the indices of noisy samples for visual modality, i.e. I^v . Then we remove the video labels for videos by I^v to generate refined visual labels. In the figure, “ $\rightarrow 0$ ” denotes the label of “Cooking” is removed. The same procedure is applied to audio modality label denoising.

$argsort(\mathcal{L})$ is a function that sorts \mathcal{L} in ascending order and returns the indexes of sorted losses. We use $argsort(-\mathcal{L})$ to obtain the indexes of losses \mathcal{L} sorted in descending order. The $nonzero(\cdot)$ is a function that returns the indexes of samples whose value is not 0. The procedure to determine which labels are modality-specific noise corresponds to Step 5 in Algorithm 1. Intuitively, taking audio-specific label denoising as an example, we argue that a positive label with a high loss in the audio modality and a low loss in visual modality would be an audio-specific noisy label. We have discussed the interpretability and reasonability of the way to determine noisy labels in Sec. 3.4. The identified modality-specific noisy labels are removed from \mathbf{Y} , to generate refined modality labels \mathbf{Y}^a and \mathbf{Y}^v .

Lastly, in each training iteration, we feed the batch \mathcal{B} to network \mathcal{F} to obtain predictions. The refined labels \mathbf{Y}^a , \mathbf{Y}^v and \mathbf{Y} serve as supervised signals for audio predictions, visual predictions, and video predictions respectively. Experimental results in Sec. 4 have validated the effectiveness of our method.

3.4. Discussion

As we have mentioned above, we first train the noise estimator \mathcal{H} to estimate the modality-specific noise ratios for each category. \mathcal{H} is modified from the baseline \mathcal{F} [37] by removing cross-modal attention. After that, we adopt the noise ratios to guide the training process. We use the network \mathcal{F} as our parsing model, but skip the cross-modal attention during **calculating forward loss**. Finally, there is still confronted with two critical questions about the motivation of our method:

1) *Why do we regard the event labels with higher losses as the candidate noise set by using intra-modal loss patterns?* As analyzed previously, deep neural networks are prone to learn clean labels first, but over-fit the noisy labels with more training epochs [6, 22, 48]. In other words, the losses of clean labels would drop faster than noisy labels. Built upon this observation, we argue that noisy labels are more likely to exist in the samples with higher losses.

2) *Why do cross-modal cues make more evident improvement for determining the modality-specific noise?* If we directly treat the event labels with higher losses as noise, some hard labels would not be seen by the model during training

Table 1. **Comparison with the state-of-the-art methods on the test set of LLP.** JoMoLD achieves the best performance among them. “CL” denotes the contrastive learning proposed in MA [43], and it encourages the features of different modalities to be close at the same timestamp. We add “CL” loss into the existing loss functions when optimizing the network, but do not utilize it in label denoising. Results of our method combined with “CL” proves the flexibility and effectiveness of JoMoLD. “-” denotes this result is not available.

Methods		Segment-level					Event-level				
		A	V	AV	Type	Event	A	V	AV	Type	Event
TALNet [40]		50.0	-	-	-	-	41.7	-	-	-	-
STPN [28]		-	46.5	-	-	-	-	41.5	-	-	-
CMCS [24]		-	48.1	-	-	-	-	45.1	-	-	-
AVE [38]		47.2	37.1	35.4	39.9	41.6	40.4	34.7	31.6	35.5	36.5
AVSDN [23]		47.8	52.0	37.1	45.7	50.8	34.1	46.3	26.5	35.6	37.7
HAN [37]		60.1	52.9	48.9	54.0	55.4	51.3	48.9	43.0	47.7	48.0
HAN w/ Co-teaching+ (HC) [47]		59.4	56.7	52.0	56.0	56.3	50.7	53.9	46.6	50.4	48.7
HAN w/ JoCoR (HJ) [42]		61.0	58.2	53.1	57.4	57.7	52.8	54.7	46.7	51.4	50.3
MA [43]	w/o CL	59.8	57.5	52.6	56.6	56.6	52.1	54.4	45.8	50.8	49.4
	w/ CL	60.3	60.0	55.1	58.9	57.9	53.6	56.4	49.0	53.0	50.6
JoMoLD (Ours)	w/o CL	60.6	62.2	56.0	59.6	58.6	53.1	58.9	49.4	53.8	51.4
	w/ CL	61.3	63.8	57.2	60.8	59.9	53.9	59.9	49.6	54.5	52.5

in extreme circumstances. We observe that a video-level event label typically appears in at least one modality. In this sense, if one label has a higher loss in audio modality but a lower loss in the visual modality, it means evident clues have appeared in visual rather than audio modality. Therefore, we speculate that this label may be noisy for audio modality with high confidence. It is effective to utilize the complementary knowledge to recheck label noise, which is also verified in Table 2d.

4. Experiments

This section elaborates on our experiments’ details and compares our proposed JoMoLD with state-of-the-art methods. In the ablation studies, we present the effect of each module. We conduct a qualitative analysis and show the advantages of our JoMoLD over state-of-the-art methods.

4.1. Experiment Settings

Dataset. We evaluate our method for weakly-supervised AVVP task on the *Look, Listen, and Parse* (LLP) dataset. It consists of 11849 10-second videos with 25 event categories. The categories cover a wide range of domains such as human activities, animal activities, music performance, *etc.* We utilize the official data split for training and evaluation. There are 10000 videos for training, and 1849 validation-test videos for evaluation.

Evaluation Metrics. We evaluate the parsing performance of all types of events (audio, visual, and audio-visual events) under both segment-level and event-level metrics. We use both segment-level and event-level F-scores as metrics. Segment-level metrics evaluate the segment-wise prediction performance. Event-level metrics are designed to extract events with consecutive positive snippets in the

same event categories, and 0.5 is used as the mIoU threshold to compute event-level F-scores. Moreover, we also assess the comprehensive performance for all events by “Type@AV” and “Event@AV” metrics. Type@AV is calculated by averaging audio, visual, and audio-visual metrics. Event@AV computes the results considering all audio and visual events instead of averaging metrics. Abbreviations of metric names are represented in all experiment tables, where “A” denotes audio events, “V” represents visual events, “AV” denotes audio-visual events, “Type” indicates Type@AV, and “Event” denotes “Event@AV”.

Implementation Details. Following the data preprocessing in [37, 43], we decode a 10-second video into 10 segments, and each segment contains 8 frames. We use pre-trained ResNet152 [14] and R(2+1)D [39] to capture the appearance and motion features and concatenate them as low-level visual features. For audio, we adopt pre-trained VGGish [15] to yield audio features. Adam optimizer is used to train the model, and the learning rate $5e-4$ drops by a factor of 0.2 for every 5 epochs. We train the model for 25 epochs with the batch size 128.

4.2. Comparison with State-of-the-art Methods

We compare our method with different types of methods: weakly-supervised sound event detection methods TALNet [40], weakly-supervised action localization methods STPN [28] and CMCS [24], modified audio-visual event localization methods AVE [38] and AVSD [23], the state-of-the-art AVVP methods HAN [37] and MA [43]. In addition, Co-teaching+ [47] and JoCoR [42] are famous for learning with label noise methods that focus on single-modal tasks but not multi-modal tasks. On this weakly-supervised AVVP task, we reproduce the variants of these two meth-

Table 2. **Ablation studies.** Tables 2a, 2b, and 2c are studies on estimating noise ratios. Tables 2d, 2e and 2f are studies on modality-specific label denoising.

(a) **Study the effectiveness of noise ratio estimator.** The constant noise ratios are hand-crafted.

Noise Ratio	A	V	AV	Type	Event
0.1	60.9	53.9	51.4	55.4	55.4
0.2	61.3	54.4	52.0	55.9	55.9
0.3	60.8	55.2	51.6	55.9	56.1
0.4	60.2	56.6	53.0	56.6	56.2
0.5	58.4	58.3	53.2	56.6	55.9
Estimated ratios	61.3	63.8	57.2	60.8	59.9

(c) **Study the impact of cross-modal attention on noise estimator.** “cm attn.” represents cross-modal attention.

Estimator	A	V	AV	Type	Event
w/ cm attn.	60.9	55.9	52.9	56.6	56.3
w/o cm attn.	61.3	63.8	57.2	60.8	59.9

(e) **Single-modal label denoising vs. joint-modal label denoising.** “Audio only” or “Visual only” denotes that label denoising is performed only for audio or visual track.

Modality	A	V	AV	Type	Event
Audio only	61.3	53.2	50.3	54.9	56.2
Visual only	61.0	62.7	56.2	60.0	59.2
both (JoMoLD)	61.3	63.8	57.2	60.8	59.9

(b) **Study thresholds for noise estimation.** Segment-level Type@AV results are reported.

audio θ^a	visual θ^v	1.6	1.7	1.8	1.9	2.0
	0.5	58.3	58.9	60.6	60.5	60.0
	0.6	58.9	58.8	60.8	60.5	60.5
	0.7	58.5	59.0	60.8	60.7	60.4
	0.8	58.3	59.3	60.7	60.6	60.4

(d) **Intra-modal label denoising vs. Joint-modal label denoising.** “InMoLD” indicates Intra-modal label denoising.

Methods	A	V	AV	Type	Event
InMoLD	59.6	58.5	51.8	56.6	57.8
JoMoLD	61.3	63.8	57.2	60.8	59.9

(f) **Study the warm-up of noise ratios.** The noise ratios will be increased from 0 to its real values during the period of warm-up.

Warm-up epochs	A	V	AV	Type	Event
no warm-up	60.6	63.3	56.3	60.1	59.0
0.7	61.1	63.6	56.8	60.5	59.7
0.8	60.9	63.8	56.6	60.4	59.5
0.9	61.3	63.8	57.2	60.8	59.9
1.0	61.3	63.7	56.8	60.6	59.7

ods [42,47] utilizing the backbone in HAN to compare with our method. The variants of these two methods are denoted as “HAN w/ Co-teaching+” (*abbr.* HC) and “HAN w/ Jo-CoR” (*abbr.* HJ).

Table 1 shows our JoMoLD compared with other state-of-the-art methods on the LLP test dataset. Our JoMoLD here uses the optimal settings studied by Sec. 4.3. As a label denoising strategy, JoMoLD can combine with other feature learning methods to achieve higher performance, such as contrastive learning proposed in MA [43]. Notably, Our method outperforms the state-of-the-art methods (*e.g.*, HC, HJ, and MA) by a non-negligible margin. For example, JoMoLD is higher than MA by 3.8 points in segment-level visual event parsing metric. These results demonstrate the effectiveness of our strategy of joint-modal label denoising.

4.3. Ablation Studies

We performs ablation studies on estimating noise ratios and modality-specific label denoising, respectively. Segment-level metrics are reported if not stated. The optimal settings are obtained by following ablations.

Ablation Studies on Estimating Noise Ratios:

Study the Effectiveness of Noise Estimator. To verify the importance of our noise estimator, we compare the performance of using a series of different hand-crafted noise ratios to guide the label denoising procedure. These manually

set noise ratios contain no prior information. As shown in Table 2a, our noise estimator provides good guidance to determine noisy labels.

Study Thresholds for Noise Estimation. We study the impact of thresholds, *i.e.*, θ^a and θ^v , in noise ratio estimation. A lower threshold leads to smaller noise ratios, and vice versa. Since the predictions of the noise estimator are normalized by the mean value per-category, θ^a (θ^v) may be more than 1. We find in Table 2b that our method is robust when θ^a and θ^v are within a reasonable range.

Study the Impact of Cross-modal Attention on Noise Estimator. As shown in Table 2c, it leads to a noticeable performance drop when using the noise estimator with cross-modal attention. Since the cross-modal attention mixes the clues between modalities, it causes improper noise estimation for each modality and misleads the modality-specific label denoising procedure. The experimental results have verified the effectiveness of removing cross-modal attention in the noise estimator.

Ablation Studies on Modality-Specific Label Denoising:

Intra-modal Label Denoising vs. Joint-modal Label Denoising. We conduct experiments to show the superiority of JoMoLD over intra-modal label denoising (InMoLD). InMoLD represents that cross-modal clues are not used for label denoising. Specifically, for audio modality, we simply consider the labels of samples with high losses in au-

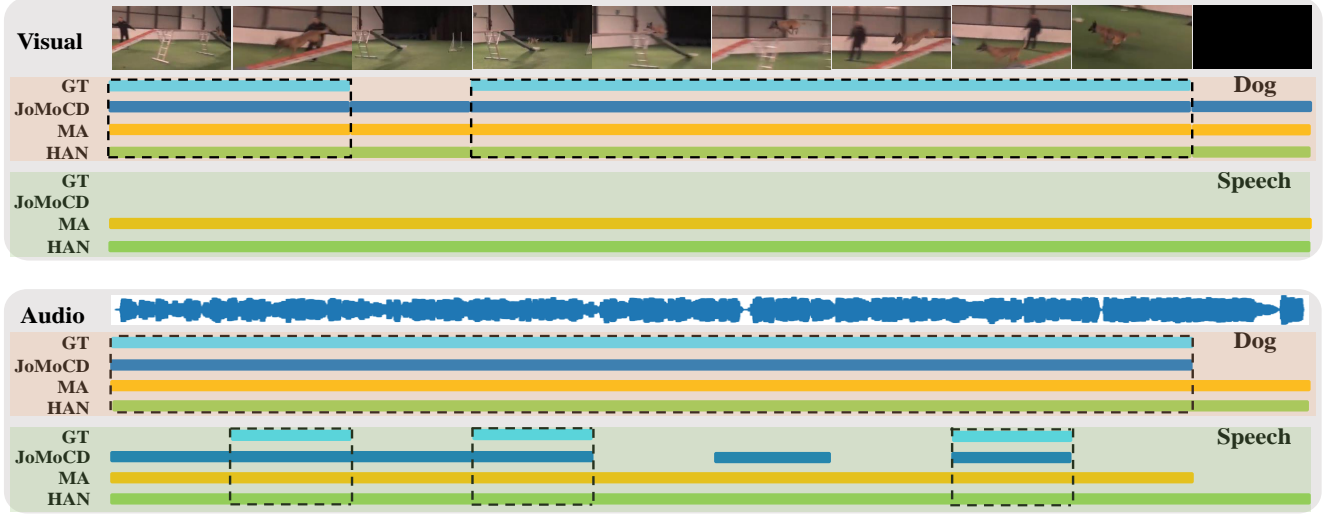


Figure 3. **Qualitative comparisons with the state-of-the-art methods.** We detail the parsing visualization results of “Dog” and “Speech” categories for visual and audio modalities. “GT” denotes the ground truth annotations. We compare JoMoLD, MA [43] and HAN [37] with GT. Generally, JoMoLD achieves better parsing results.

dio modality as audio noise, and do not check whether the losses in the visual modality of these samples are low. The procedure is the same for visual modality label denoising. Table 2d demonstrates that the results of joint-modal label denoising evidently outperform that of intra-modal. JoMoLD makes good use of the intuition that if a label is identified as noise for one modality and not for the other one, then it is a confident noise for the former modality since an event label ought not to serve as noise for both modalities.

Single-modal Label Denoising vs. Joint-modal Label Denoising. Single-modal label denoising adopts a similar procedure to joint-modal label denoising, but conducts label denoising only for audio or visual modality. Results are shown in Table 2e. We find that denoising labels only for the visual track brings more improvement than the audio track. This might be because LLP is an audio-dominant dataset with more visual noise. Moreover, removing noisy labels for both modalities brings further improvement.

Study Warm-up Strategy. At the beginning of the training, the model treats the clean labels and noisy labels alike, so we cannot distinguish them from the losses. In order to avoid selection bias in the early training, we adopt warm-up strategy. It gradually increases the noise ratios from zero to the pre-computed values during warm-up epochs. The results are shown in Table 2f, which confirms the effectiveness of warm-up mechanism. Because warm-up strategy is not a critical step, we omit it in Algorithm 1 for clarity.

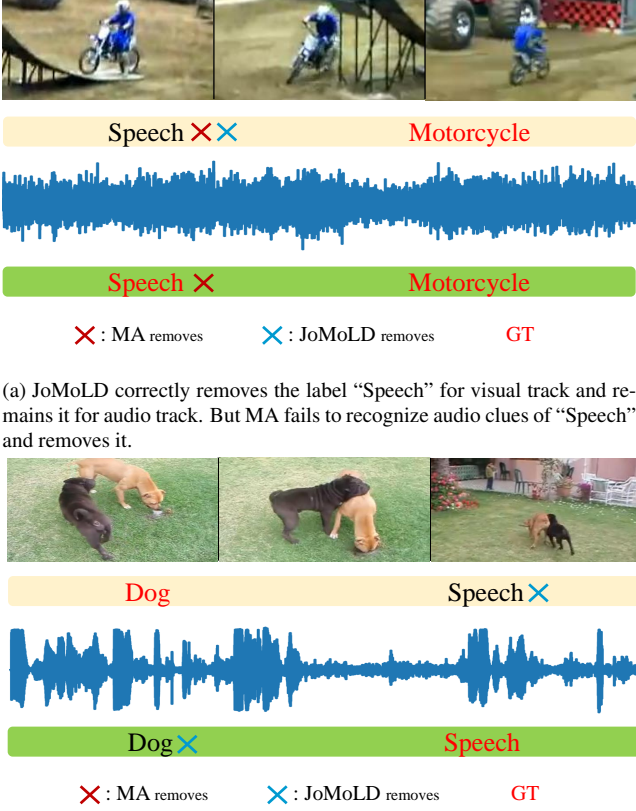
4.4. Qualitative Analysis

Video Parsing Visualization. Fig 3 visualizes the parsing results of JoMoLD, MA [43] and HAN [37] as well as the ground truth annotation “GT”. This video contains audio

events “Dog” and “Speech”, and visual event “Dog”. Our method achieves the best performance in event recognition and localization among three methods. In detail, MA and HAN wrongly predict “Speech” event in the visual track while JoMoLD correctly predicts no “Speech” event in the visual track. This can be credited to our more accurate label denoising procedure during training. For the audio track, our method yields more accurate detection results. JoMoLD correctly localizes the complete “Dog” event, but MA and HAN make wrong predictions for the last segment. Besides, there are fewer errors for the “Speech” event in JoMoLD than in the other two methods. Nevertheless, our method still makes mistakes for some segments. Due to lack of segment-level supervised signals, there is still room for our method to improve performance.

Label Denoising Visualization. We visualize two cases of label denoising results of JoMoLD and MA [43] in Fig 4. The first case displays a motorcycle race. The event “Motorcycle” can be perceived from both modalities, but “Speech” is from the off-screen audience. In the second case, the event “Dog” only appears in the visual track, and “Speech” only appears in the audio track. MA makes mistakes in the two cases. When identifying noisy labels, MA exchanges the audio tracks of one video with another video whose label sets do not intersect. So the modality predictions of the newly assembled video are lowered when cross-attended to the unrelated modality. Our method better utilizes the observation that an event label would not serve as “noise” for both modalities, and successfully removes noisy labels while retaining correct labels.

More visualizations can be referred to the appendix.



(a) JoMoLD correctly removes the label “Speech” for visual track and remains it for audio track. But MA fails to recognize audio clues of “Speech” and removes it.

(b) There are no “Dog” clues appear in audio track and no “Speech” clues appear in visual track. MA fails to identify the noise while JoMoLD correctly removes them.

Figure 4. Comparison of label denoising results between JoMoLD and MA.

5. Conclusion

In our work, we focus on weakly-supervised audio-visual video parsing task. During training, only video-level annotations are provided. We are committed to solving the modality-specific label noise issue, which degenerates parsing performance according to our analysis. We notice that the clean and noisy labels present different loss patterns, and an annotated event label would not be noise for both modalities. If the noisy label exists in one modality, it would be easier to learn from the other modality. Thus we take the different loss levels of the two modalities as the noise and remove the noisy labels. Extensive experiments show that our Joint-Modal Label Denoising method selects modality-specific noise more accurately and improves performance over the state of the arts. As for the limitations, more large-scale datasets of the weakly-supervised AVVP task are expected to further validate our method in future work.

Appendix

A. Details of optimizing parsing network

In this section, we elaborate on the details of optimizing parsing network \mathcal{F} during training, including data input, feature aggregation, network output, and loss calculation.

Data Input. As described in Sec. 3.1, for a given video, pre-trained off-the-shelf networks extract segment-level audio and visual features $\mathbf{f}^a = \{f_1^a, \dots, f_t^a, \dots, f_T^a\}$, $\mathbf{f}^v = \{f_1^v, \dots, f_t^v, \dots, f_T^v\}$, where t denotes the segment timestamp and T represents the total number of segments. These local features are fixed and fed into the network \mathcal{F} .

Feature Aggregation. Previous work [37] proves the significance of aggregating temporal context and leveraging the clues in different modalities. We define a function $Attn$ to represent the widely used attention mechanism:

$$Attn(q, \mathbf{K}, \mathbf{V}) = \text{Softmax}\left(\frac{q\mathbf{K}^T}{d}\right)\mathbf{V} \quad (1)$$

where d represents the dimension of vector q . Local features f_t^a and f_t^v are then enhanced by the following way:

$$\begin{aligned} \hat{f}_t^a &= f_t^a + Attn(f_t^a, \mathbf{f}^a, \mathbf{f}^a) + Attn(f_t^a, \mathbf{f}^v, \mathbf{f}^v) \\ \hat{f}_t^v &= f_t^v + Attn(f_t^v, \mathbf{f}^v, \mathbf{f}^v) + Attn(f_t^v, \mathbf{f}^a, \mathbf{f}^a) \end{aligned} \quad (2)$$

The enhanced features \hat{f}_t^a, \hat{f}_t^v are context-aware and have better capabilities of identifying the events occurred at t -segment.

Model Output. The audio-visual video parsing task predicts the event categories in each segment. In network \mathcal{F} , a shared fully-connected layer projects enhanced audio and visual features \hat{f}_t^a, \hat{f}_t^v to label space. As a multi-label multi-class classification task, the sigmoid function is applied to further output the probabilities (between 0-1) for all event categories for each segment. We express this process as the following equation:

$$p_t^a = \text{Sigmoid}(FC(\hat{f}_t^a)), \quad p_t^v = \text{Sigmoid}(FC(\hat{f}_t^v)), \quad (3)$$

where $p_t^a, p_t^v \in (0, 1)^C$. During training, since only video-level labels are available, parsing network \mathcal{F} adopts an attentive MMIL Pooling mechanism to obtain audio-level, visual-level and video-level event probability $p^a, p^v, p \in (0, 1)^C$ by gathering weighted average of segment-level event probabilities:

$$\begin{aligned} p^a[c] &= \sum_{t=1}^T W_t^a[c] p_t^a[c], \quad p^v[c] = \sum_{t=1}^T W_t^v[c] p_t^v[c], \\ p[c] &= \sum_{t=1}^T W_t^{av}[0, c] W_t^a[c] p_t^a[c] + W_t^{av}[1, c] W_t^v[c] p_t^v[c], \end{aligned} \quad (4)$$

where $W_t^a, W_t^v \in (0, 1)^C$ and $W_t^{av} \in (0, 1)^{2 \times C}$ are temporal and audio-visual attention weights respectively. $W^a = \{W_t^a\}_{t=1}^T, W^v = \{W_t^v\}_{t=1}^T \in (0, 1)^{T \times C}$ are derived from applying learnable MLPs on \hat{f}_t^a, \hat{f}_t^v , and normalized by softmax function on temporal axis. And $W^{av} = \{W_t^{av}\}_{t=1}^T \in (0, 1)^{T \times 2 \times C}$ are derived from applying another learnable MLP layer on features \hat{f}_t^a, \hat{f}_t^v , then normalized on modality axis.

Training Losses. We optimize the network in a batch manner. Let B denote the batch size, and $\mathbf{P}^a, \mathbf{P}^v, \mathbf{P} \in (0, 1)^{B \times C}$ represent the audio-level, visual-level and video-level event probabilities of a batch samples. The labels $\mathbf{Y}^a, \mathbf{Y}^v \in \{0, 1\}^{B \times C}$ are the refined audio-level and visual-level labels obtained by modality-specific label denoising. $\mathbf{Y} \in \{0, 1\}^{B \times C}$ represent the original video-level labels. We can then optimize network \mathcal{F} with audio-level loss \mathcal{L}_a , visual-level loss \mathcal{L}_v , and video-level loss \mathcal{L}_s using binary cross-entropy loss:

$$\begin{aligned} \mathcal{L} &= \mathcal{L}_a + \mathcal{L}_v + \mathcal{L}_s \\ &= -\frac{1}{B} \sum_{b=1}^B \sum_{c=1}^C \mathbf{Y}^a[b, c] \log(\mathbf{P}^a[b, c]) \\ &\quad -\frac{1}{B} \sum_{b=1}^B \sum_{c=1}^C \mathbf{Y}^v[b, c] \log(\mathbf{P}^v[b, c]) \\ &\quad -\frac{1}{B} \sum_{b=1}^B \sum_{c=1}^C \mathbf{Y}[b, c] \log(\mathbf{P}[b, c]) \end{aligned} \quad (5)$$

B. Ablation Study for Calculating Forward Loss

In this section, we explore the effectiveness of skipping cross-modal attention when calculating forward loss described in Sec. 3.3. As shown in Table A, the results of skipping cross-modal attention beat the results of not skipping cross-modal attention. As demonstrated in experiment, we need to avoid the interference of cross-modal information when performing label denoising for each modality. Segment-level metrics are reported.

Table A. **Study the effectiveness of skipping cross-modal attention.** “CMA” represents “cross-modal attention”.

Forward Loss	Audio	Visual	Audio-Visual	Type@AV	Event@AV
<i>Not Skip</i> CMA	60.3	60.0	55.1	58.9	57.9
<i>Skip</i> CMA	61.3	63.8	57.2	60.8	59.9

C. Additional Qualitative Analysis

In this section, we present additional visualization cases to compare our JoMoLD with other methods on video parsing and label denoising.

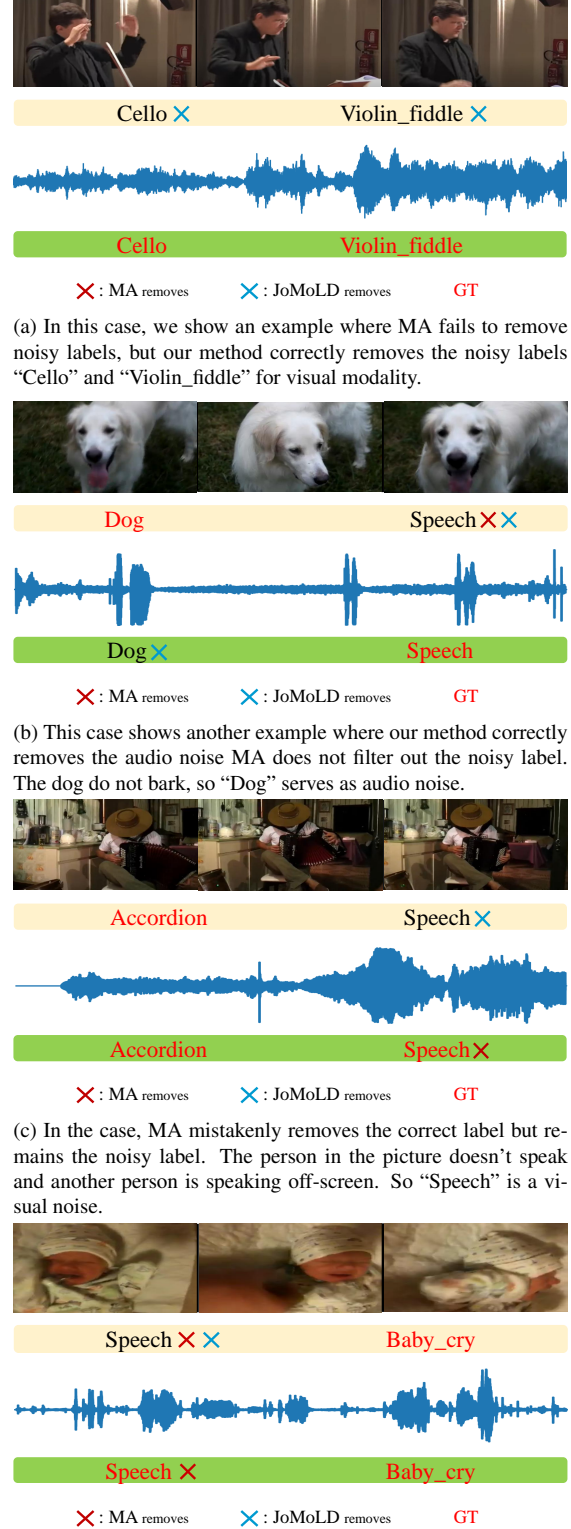


Figure A. **Label denoising comparison between MA and JoMoLD.** We list four cases to illustrate different kinds of mistakes made by MA and avoided by our JoMoLD.

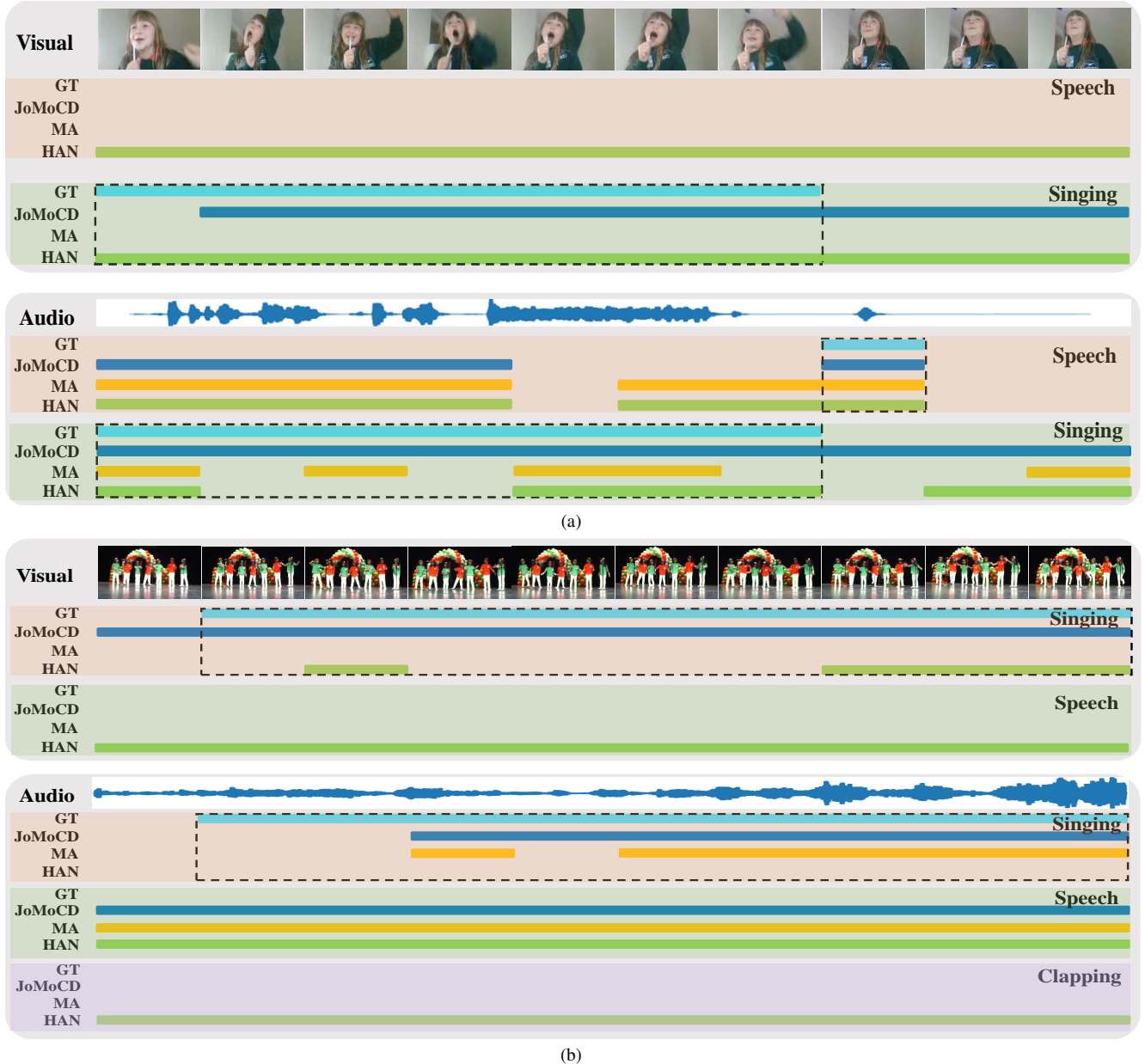
C.1. Visualization of Label Denoising

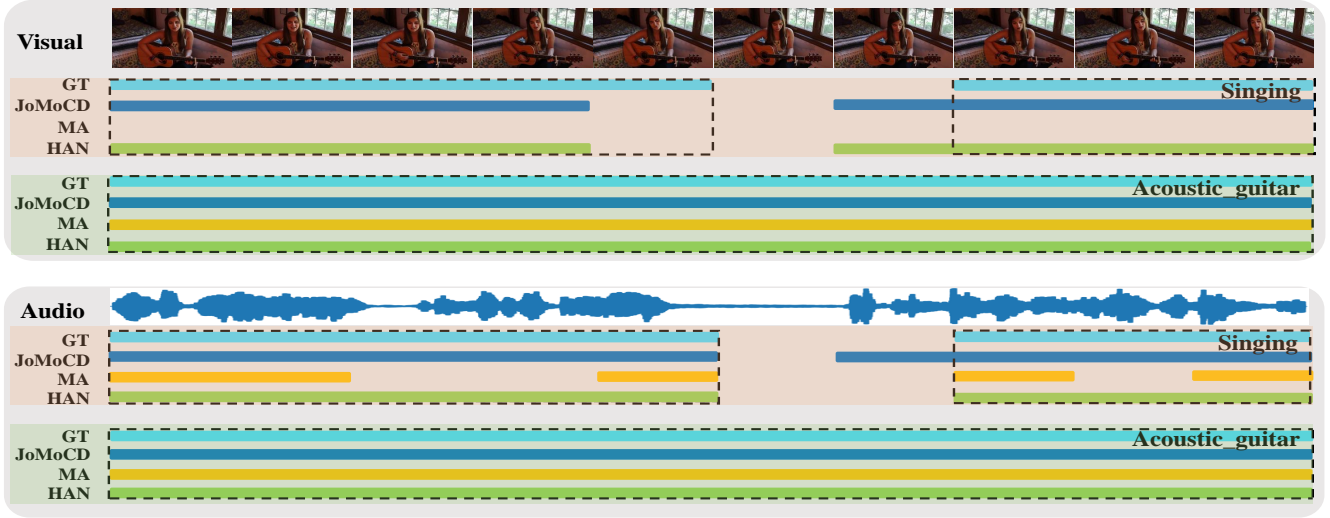
We display that JoMoLD is superior to MA in most cases when it comes to perceiving modality-specific noisy labels in Figure A. On the one hand, as MA keeps cross-modal attention when performing modality-specific label denoising, the two modalities interfere with each other to cause inaccurate denoising results. While JoMoLD avoids cross-modal interference. On the other hand, MA adopts the naively trained baseline to determine the noisy labels. It trains the baseline with original videos but exchanges the audio tracks of two unrelated videos during label denoising, which leads to the gap between training and denoising. In contrast, there

is no gap for JoMoLD, which consistently processes the original videos when training and denoising. Meanwhile, JoMoLD adopts a dynamic manner to analyze the loss patterns of two modalities and remove noisy labels, which has a higher tolerance for denoising errors.


C.2. Visualization of Video Parsing

We visualize the video parsing results of JoMoLD, HAN [37] and MA [43] on five different examples in Figure B. “GT” denotes the ground truth annotations. Each video lasts for 10 seconds. Our method achieves more accurate parsing performance because we acquire reliable modality-specific supervision during training.






(c)



(d)



(e)

Figure B. We visually compare JoMoLD with HAN, MA and ground truths. In some easier examples, such as **Bd** and **Be**, we achieve superior detection performance. In some difficult cases, the overall performance of JoMoLD is still better than HAN and MA.

References

- [1] Humam Alwassel, Dhruv Mahajan, Bruno Korbar, Lorenzo Torresani, Bernard Ghanem, and Du Tran. Self-supervised learning by cross-modal audio-video clustering. In *34th Conference on Neural Information Processing Systems (NeurIPS 2020)*. NeurIPS, 2020. 2
- [2] Elad Amrani, Rami Ben-Ari, Daniel Rotman, and Alex Bronstein. Noise estimation using density estimation for self-supervised multimodal learning. 2021. 3
- [3] Relja Arandjelovic and Andrew Zisserman. Look, listen and learn. In *Proceedings of the IEEE International Conference on Computer Vision*, pages 609–617, 2017. 1, 2
- [4] Relja Arandjelovic and Andrew Zisserman. Objects that sound. In *Proceedings of the European conference on computer vision (ECCV)*, pages 435–451, 2018. 2
- [5] Eric Arazo, Diego Ortego, Paul Albert, Noel O’Connor, and Kevin McGuinness. Unsupervised label noise modeling and loss correction. In *International Conference on Machine Learning*, pages 312–321. PMLR, 2019. 3
- [6] Devansh Arpit, Stanisław Jastrzebski, Nicolas Ballas, David Krueger, Emmanuel Bengio, Maxinder S Kanwal, Tegan Maharaj, Asja Fischer, Aaron Courville, Yoshua Bengio, et al. A closer look at memorization in deep networks. In *International Conference on Machine Learning*, pages 233–242. PMLR, 2017. 2, 3, 5
- [7] Yusuf Aytar, Carl Vondrick, and Antonio Torralba. Soundnet: Learning sound representations from unlabeled video. *Advances in neural information processing systems*, 29:892–900, 2016. 2
- [8] Avrim Blum and Tom Mitchell. Combining labeled and unlabeled data with co-training. In *Proceedings of the eleventh annual conference on Computational learning theory*, pages 92–100, 1998. 3
- [9] Ariel Ephrat, Inbar Mosseri, Oran Lang, Tali Dekel, Kevin Wilson, Avinatan Hassidim, William T Freeman, and Michael Rubinstein. Looking to listen at the cocktail party: a speaker-independent audio-visual model for speech separation. *ACM Transactions on Graphics (TOG)*, 37(4):1–11, 2018. 2
- [10] Ruohan Gao and Kristen Grauman. Visualvoice: Audio-visual speech separation with cross-modal consistency. In *Proceedings of the IEEE/CVF Conference on Computer Vision and Pattern Recognition*, pages 15495–15505, 2021. 2
- [11] Ruohan Gao, Tae-Hyun Oh, Kristen Grauman, and Lorenzo Torresani. Listen to look: Action recognition by previewing audio. In *Proceedings of the IEEE/CVF Conference on Computer Vision and Pattern Recognition*, pages 10457–10467, 2020. 2
- [12] Saurabh Gupta, Judy Hoffman, and Jitendra Malik. Cross modal distillation for supervision transfer. In *Proceedings of the IEEE conference on computer vision and pattern recognition*, pages 2827–2836, 2016. 2
- [13] Bo Han, Quanming Yao, Xingrui Yu, Gang Niu, Miao Xu, Weihua Hu, Ivor W Tsang, and Masashi Sugiyama. Co-teaching: robust training of deep neural networks with extremely noisy labels. In *Proceedings of the 32nd International Conference on Neural Information Processing Systems*, pages 8536–8546, 2018. 3
- [14] Kaiming He, Xiangyu Zhang, Shaoqing Ren, and Jian Sun. Deep residual learning for image recognition. In *Proceedings of the IEEE conference on computer vision and pattern recognition*, pages 770–778, 2016. 6
- [15] Shawn Hershey, Sourish Chaudhuri, Daniel PW Ellis, Jort F Gemmeke, Aren Jansen, R Channing Moore, Manoj Plakal, Devin Platt, Rif A Saurous, Bryan Seybold, et al. Cnn architectures for large-scale audio classification. In *2017 IEEE international conference on acoustics, speech and signal processing (icassp)*, pages 131–135. IEEE, 2017. 6
- [16] Chiori Hori, Takaaki Hori, Teng-Yok Lee, Ziming Zhang, Bret Harsham, John R Hershey, Tim K Marks, and Kazuhiko Sumi. Attention-based multimodal fusion for video description. In *Proceedings of the IEEE international conference on computer vision*, pages 4193–4202, 2017. 2
- [17] Di Hu, Feiping Nie, and Xuelong Li. Deep multimodal clustering for unsupervised audiovisual learning. In *Proceedings of the IEEE/CVF Conference on Computer Vision and Pattern Recognition*, pages 9248–9257, 2019. 1
- [18] Peng Hu, Xi Peng, Hongyuan Zhu, Liangli Zhen, and Jie Lin. Learning cross-modal retrieval with noisy labels. In *Proceedings of the IEEE/CVF Conference on Computer Vision and Pattern Recognition*, pages 5403–5413, 2021. 3
- [19] Youngdong Kim, Juseung Yun, Hyounguk Shon, and Junmo Kim. Joint negative and positive learning for noisy labels. In *Proceedings of the IEEE/CVF Conference on Computer Vision and Pattern Recognition*, pages 9442–9451, 2021. 3
- [20] Bruno Korbar, Du Tran, and Lorenzo Torresani. Cooperative learning of audio and video models from self-supervised synchronization. In *Proceedings of the 32nd International Conference on Neural Information Processing Systems*, pages 7774–7785, 2018. 2
- [21] Junnan Li, Richard Socher, and Steven C. H. Hoi. Dividemix: Learning with noisy labels as semi-supervised learning. *ArXiv*, abs/2002.07394, 2020. 2, 3
- [22] Mingchen Li, Mahdi Soltanolkotabi, and Samet Oymak. Gradient descent with early stopping is provably robust to label noise for overparameterized neural networks. In *The 23rd International Conference on Artificial Intelligence and Statistics*, 2020. 2, 3, 5
- [23] Yan-Bo Lin, Yu-Jhe Li, and Yu-Chiang Frank Wang. Dual-modality seq2seq network for audio-visual event localization. In *ICASSP 2019-2019 IEEE International Conference on Acoustics, Speech and Signal Processing (ICASSP)*, pages 2002–2006. IEEE, 2019. 2, 6
- [24] Daochang Liu, Tingting Jiang, and Yizhou Wang. Completeness modeling and context separation for weakly supervised temporal action localization. In *Proceedings of the IEEE/CVF Conference on Computer Vision and Pattern Recognition*, pages 1298–1307, 2019. 6
- [25] Sheng Liu, Jonathan Niles-Weed, Narges Razavian, and Carlos Fernandez-Granda. Early-learning regularization prevents memorization of noisy labels. *Advances in Neural Information Processing Systems*, 33, 2020. 3
- [26] Eran Malach and Shai Shalev-Shwartz. Decoupling" when to update" from" how to update". In *Proceedings of the 31st*

- International Conference on Neural Information Processing Systems*, pages 961–971, 2017. 3
- [27] Devraj Mandal, Shrisha Bharadwaj, and Soma Biswas. A novel self-supervised re-labeling approach for training with noisy labels. In *Proceedings of the IEEE/CVF Winter Conference on Applications of Computer Vision*, pages 1381–1390, 2020. 3
- [28] Phuc Nguyen, Ting Liu, Gautam Prasad, and Bohyung Han. Weakly supervised action localization by sparse temporal pooling network. In *Proceedings of the IEEE Conference on Computer Vision and Pattern Recognition*, pages 6752–6761, 2018. 6
- [29] Tam Nguyen, C Mummadi, T Ngo, L Beggel, and Thomas Brox. Self: learning to filter noisy labels with self-ensembling. In *International Conference on Learning Representations (ICLR)*, 2020. 2, 3
- [30] Rameswar Panda, Chun-Fu Chen, Quanfu Fan, Ximeng Sun, Kate Saenko, Aude Oliva, and Rogerio Feris. Adamml: Adaptive multi-modal learning for efficient video recognition. *arXiv preprint arXiv:2105.05165*, 2021. 1, 2
- [31] Ishan Misra Pedro Morgado, Nuno Vasconcelos. Audio-visual instance discrimination with cross-modal agreement. In *Computer Vision and Pattern Recognition (CVPR), IEEE/CVF Conf. on*, 2021. 1
- [32] Tanzila Rahman, Bicheng Xu, and Leonid Sigal. Watch, listen and tell: Multi-modal weakly supervised dense event captioning. In *Proceedings of the IEEE/CVF International Conference on Computer Vision*, pages 8908–8917, 2019. 2
- [33] Arda Senocak, Tae-Hyun Oh, Junsik Kim, Ming-Hsuan Yang, and In So Kweon. Learning to localize sound source in visual scenes. In *Proceedings of the IEEE Conference on Computer Vision and Pattern Recognition*, pages 4358–4366, 2018. 2
- [34] Hwanjun Song, Minseok Kim, and Jae-Gil Lee. Selfie: Refurbishing unclear samples for robust deep learning. In *International Conference on Machine Learning*, pages 5907–5915. PMLR, 2019. 3
- [35] Daiki Tanaka, Daiki Ikami, Toshihiko Yamasaki, and Kiyoharu Aizawa. Joint optimization framework for learning with noisy labels. In *Proceedings of the IEEE Conference on Computer Vision and Pattern Recognition*, pages 5552–5560, 2018. 3
- [36] Yapeng Tian, Chenxiao Guan, Justin Goodman, Marc Moore, and Chenliang Xu. An attempt towards interpretable audio-visual video captioning. *arXiv preprint arXiv:1812.02872*, 2018. 2
- [37] Yapeng Tian, Dingzeyu Li, and Chenliang Xu. Unified multisensory perception: Weakly-supervised audio-visual video parsing. In *Computer Vision–ECCV 2020: 16th European Conference, Glasgow, UK, August 23–28, 2020, Proceedings, Part III 16*, pages 436–454. Springer, 2020. 1, 2, 3, 4, 5, 6, 8, 9, 11
- [38] Yapeng Tian, Jing Shi, Bochen Li, Zhiyao Duan, and Chenliang Xu. Audio-visual event localization in unconstrained videos. In *Proceedings of the European Conference on Computer Vision (ECCV)*, pages 247–263, 2018. 1, 6
- [39] Du Tran, Heng Wang, Lorenzo Torresani, Jamie Ray, Yann LeCun, and Manohar Paluri. A closer look at spatiotemporal convolutions for action recognition. In *Proceedings of the IEEE conference on Computer Vision and Pattern Recognition*, pages 6450–6459, 2018. 6
- [40] Yun Wang, Juncheng Li, and Florian Metze. A comparison of five multiple instance learning pooling functions for sound event detection with weak labeling. In *ICASSP 2019-2019 IEEE International Conference on Acoustics, Speech and Signal Processing (ICASSP)*, pages 31–35. IEEE, 2019. 6
- [41] Yisen Wang, Xingjun Ma, Zaiyi Chen, Yuan Luo, Jinfeng Yi, and James Bailey. Symmetric cross entropy for robust learning with noisy labels. In *Proceedings of the IEEE/CVF International Conference on Computer Vision*, pages 322–330, 2019. 3
- [42] Hongxin Wei, Lei Feng, Xiangyu Chen, and Bo An. Combating noisy labels by agreement: A joint training method with co-regularization. In *Proceedings of the IEEE/CVF Conference on Computer Vision and Pattern Recognition*, pages 13726–13735, 2020. 2, 6, 7
- [43] Yu Wu and Yi Yang. Exploring heterogeneous clues for weakly-supervised audio-visual video parsing. In *Proceedings of the IEEE/CVF Conference on Computer Vision and Pattern Recognition*, pages 1326–1335, 2021. 2, 4, 6, 7, 8, 11
- [44] Yu Wu, Linchao Zhu, Yan Yan, and Yi Yang. Dual attention matching for audio-visual event localization. In *Proceedings of the IEEE/CVF international conference on computer vision*, pages 6292–6300, 2019. 2
- [45] Fanyi Xiao, Yong Jae Lee, Kristen Grauman, Jitendra Malik, and Christoph Feichtenhofer. Audiovisual slowfast networks for video recognition. *arXiv preprint arXiv:2001.08740*, 2020. 1, 2
- [46] Kun Yi and Jianxin Wu. Probabilistic end-to-end noise correction for learning with noisy labels. In *Proceedings of the IEEE/CVF Conference on Computer Vision and Pattern Recognition*, pages 7017–7025, 2019. 3
- [47] Xingrui Yu, Bo Han, Jiangchao Yao, Gang Niu, Ivor Tsang, and Masashi Sugiyama. How does disagreement help generalization against label corruption? In *International Conference on Machine Learning*, pages 7164–7173. PMLR, 2019. 2, 3, 6, 7
- [48] Chiyuan Zhang, Samy Bengio, Moritz Hardt, Benjamin Recht, and Oriol Vinyals. Understanding deep learning requires rethinking generalization (2016). *arXiv preprint arXiv:1611.03530*, 2017. 2, 3, 5
- [49] Zhilu Zhang and Mert R Sabuncu. Generalized cross entropy loss for training deep neural networks with noisy labels. In *32nd Conference on Neural Information Processing Systems (NeurIPS)*, 2018. 3
- [50] Hang Zhao, Chuang Gan, Andrew Rouditchenko, Carl Vondrick, Josh McDermott, and Antonio Torralba. The sound of pixels. In *Proceedings of the European conference on computer vision (ECCV)*, pages 570–586, 2018. 2
- [51] Hang Zhou, Xudong Xu, Dahua Lin, Xiaogang Wang, and Ziwei Liu. Sep-stereo: Visually guided stereophonic audio generation by associating source separation. In *European Conference on Computer Vision*, pages 52–69. Springer, 2020. 2

- [52] Jinxing Zhou, Liang Zheng, Yiran Zhong, Shijie Hao, and Meng Wang. Positive sample propagation along the audio-visual event line. In *Proceedings of the IEEE/CVF Conference on Computer Vision and Pattern Recognition*, pages 8436–8444, 2021. [2](#)