

Islander: A Real-Time News Monitoring and Analysis System

Chao-Wei Huang^{†,1}, Kai-Chou Yang, Zi-Yuan Chen, Hao-Chien Cheng, Po-Yu Wu,
Yu-Yang Huang, Chung-Kai Hsieh, Geng-Zhi Wildsky Fann, Ting-Yin Cheng,
Ethan Tu, and Yun-Nung Chen^{*,1}

Taiwan AI Labs, Taipei, Taiwan

¹National Taiwan University, Taipei, Taiwan

[†]f07922069@csie.ntu.edu.tw ^{*}y.v.chen@ieee.org

Abstract

With thousands of news articles from hundreds of sources distributing and sharing everyday, news consumption and information acquisition have been increasingly difficult for readers. Additionally, the content of news articles are becoming catchy or even inciting to attract readership, harming the accuracy of news reporting. We present Islander, an online news analyzing system for online news. The system allows users to browse trending topics with articles from multiple sources and perspectives. We define several metrics as proxies to news quality, and develop algorithms for automatic estimation. The quality estimation results are delivered through a web interface to news readers for easy access to news and information ¹

1 Introduction

News consumption has shifted to online media in the past two decades. According to Reuters Institute Digital News Report (Newman et al., 2015), about 75% users use online media as a news source at least once a week. At the same time, media outlets have also been putting more effort into online media to accommodate the growing demands. Going online has brought several benefits to the publishers, e.g., improved accessibility, easy distribution, reduced paper waste, time constraint-free, and rapid spreading. With the strong capabilities of search engines and the fast-growing social platforms, news dissemination has been exponentially faster in the internet era.

Due to the for-profit nature of most online media outlets, the most important measurement of success is popularity. While the algorithms of search engines and social platforms provide an efficient channel for information diffusion, it is observed that the *quality* and the *accuracy* of content are not the only factors for news to be popular. A study has shown that algorithms that put too much weight

on popularity can hinder quality (Ciampaglia et al., 2018). Pennycook et al. showed that when deciding what to share on social media, users are often distracted from considering the accuracy and the veracity of the content. Instead, users tend to share the news that attracts viewers' attention the most. Therefore, a misalignment between quality of content and profitability is created. As a result, online media outlets often publish pieces with clickbait headlines or exaggerating content to increase readership (Blom and Hansen, 2015). The user engagement is not generated through quality, but rather through catchy, provocative headlines, making the news to be subjective, biased, misleading, or even worse, inaccurate. Several studies have researched the application of natural language processing (NLP) technologies for detection of such behavior (Chakraborty et al., 2016; Potthast et al., 2016, 2018). However, most previous work focused on the detection and analysis of clickbait headlines without studying the effect of content.

Media with a large user base is highly-influential to readers' perception of events, directly (McLeod and Hertog, 1992) or indirectly (Gunther, 1998; Gunther and Storey, 2003). Therefore, such media outlets are capable of steering public opinion towards a desired direction. It is shown that news media could change opinion toward a presidential candidate by varying news coverage during presidential campaign (Morris and Francia, 2010). Even worse, news media could spread misinformation which results in stronger public opinion manipulation (Guess et al., 2018). In the mean time, online forums also play an important role in misinformation diffusion. Readers usually post news to online forums for discussion. However, such discussion is often prone to manipulation by a few opinion leaders, making it a target for public opinion manipulation.

In this paper, we present Islander, an online news analyzing system, where the goals are: 1)

¹The website is publicly available at <https://islander.cc/>

identifying news that are exaggerating, subjective or inaccurate, 2) identifying public discussions of news that are possibly manipulated, and 3) allowing users to efficiently explore high-quality content. We develop crawlers to retrieve news reports from online media outlets, and build models to analyze the quality of the news articles based on the following properties:

1. **Objectivity:** news reports should be delivered with factual descriptions, not subjective judgments from the reporters.
2. **Neutrality:** news reports should be unbiased, describing the incidents without a personal stand.
3. **Non-incitement:** inciting or extreme word usage makes the piece uninforming and unprofessional. Such usage should be avoided.

The system comes with a web interface that provides several functionality for users: 1) browsing trending topics in a chosen time period, 2) comparing news metrics for different online news media, and 3) providing charts to show the news metrics and important news in a chosen time period.

2 Related Work

Previous work has been studying the quality of news reports in the online media landscape. [Ramírez de la Piscina et al.](#) compared digital and printed version of five European newspapers, and confirmed that there is a deterioration in news quality online. [Orosa et al.](#) offered an analysis on newspapers of the 28 EU member countries. The authors confirmed the presence of clickbait in most of the newspapers analysed. Our system does not estimate quality or detect clickbait directly. Rather, we define desired properties as proxies to quality, and analyze news reports with the properties.

Several systems have been developed for analyzing news and information online. Prta ([Da San Martino et al., 2020](#)) categorized propaganda techniques into 18 different types, and developed a web interface that allows users to explore news articles by highlighting the propaganda techniques used in them. ClaimPortal ([Majithia et al., 2019](#)) builds a web-based platform for monitoring, searching, checking, and analyzing English factual claims on Twitter. The design goal is to assist fact-checkers in analyzing factual claims on social media in the American political domain. Watch 'n'

Check ([Cerone et al., 2020](#)) builds a social media monitoring tool for collaborating with fact-checkers to detect misinformation online by assisting them in the identification and targeting of misleading claims. NSTM ([Bambrick et al., 2020](#)) provides a summarization engine that condenses large volumes of news into short, easy-to-absorb points. The engine helps users digesting the key news about companies or countries.

3 Islander System Framework

An overview of our system architecture is illustrated in Figure 1. We collect news articles from multiple media sources. Considering that many articles may describe the same events, digesting news information should be event-based for better efficiency and completeness. Hence, the collected articles are grouped with a proposed event clustering module, and a tag generator focuses on generating associated tags for describing the events. These components are detailed as follows. After clustering, we apply a metrics measurement module for both news articles and their associated public opinions (detailed in Section 4); then the results are stored in a database. Finally, the users can interact with the web interface to input queries and get the results shown on the webpage.

3.1 Real-Time News Crawler

Based on the popularity of the online news media outlets, we select 24 online news media to track. We develop crawlers for each news media. The crawlers are checking new articles regularly to ensure the database is up-to-date.

3.2 Event Clustering

A special property of our system is that we process and analyze news in an event basis, rather than article basis. After we collect the news articles, we will first perform event clustering to group articles into event clusters.

The event clustering module consumes news articles with a per-batch procedure, where articles focusing on similar topics with possibly different perspectives that are published within a short period of time are processed to form event clusters.

3.2.1 Batch Clustering

In order to create event clusters, we process articles within a short period of time in batches. To focus on most broadcasted news event, we develop a new clustering method, as shown in Algorithm 1.

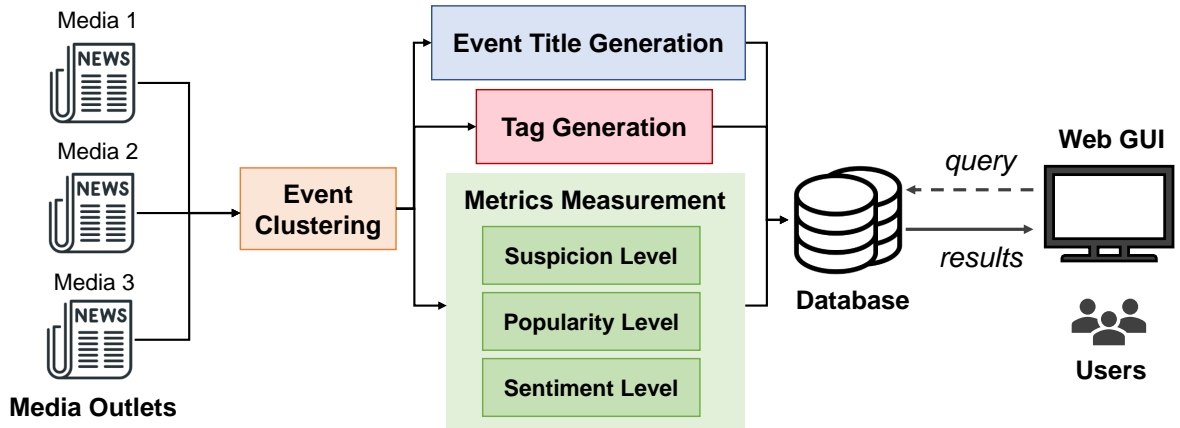


Figure 1: An overview of Islander.

Algorithm 1 Batch Clustering

```

1:  $t_1, t_2 \in R$ 
2:  $D = \{d_1, d_2, \dots, d_n\}$ 
3:  $C_i = \{\forall d_j \in D : \text{similarity}(d_i, d_j) < t_1\}$ 
4:  $f(C_i, C_j) = \frac{|C_i \cap C_j|}{\min(|C_i|, |C_j|)}$ 
5:  $S = \{C_1, C_2, \dots, C_n\}$ 
6: while  $\exists C_i, C_j$  such that  $f(C_i, C_j) > t_2$  do
7:    $C_k = C_i \cup C_j$   $\triangleright$  Merge cluster pair
8:   remove  $C_i, C_j$  from  $S$ 
9:   add  $C_k$  into  $S$ 
10: return  $S$ 

```

For each article d_i , we create an initial cluster C_i , which contains other articles that has cosine similarity higher than a given threshold t_1 in the latent space. The initial clusters may overlap, so we merge a pair of clusters if their overlapping ratio, $f(C_i, C_j)$, is higher than a given threshold t_2 . The merge process will run until there is no cluster pair matching the condition. After the merge process finishes, each article might be assigned to multiple clusters, and we will assign the largest cluster as the final label.

3.2.2 Clustering over Time

In order to construct clusters across days to represent an overview of a specific event, we introduce a sliding window mechanism over time. Our system applies batch clustering with a window size of 3 days, stride step of 8 hours. Since an article might participate in multiple clustering processes with different sliding windows, we assign an unlabeled article to a new cluster label if the cluster consists only unlabeled articles. Otherwise, the cluster label will be decided by the majority of labeled articles

within the cluster.

3.3 Event Title Generation

After the events are clustered, we select a title from the articles in the cluster to represent the event. To maintain the quality of event titles, extractive summarization is applied. We use TextRank (Mihalcea and Tarau, 2004) to select a title within a group of news titles. We use news titles and contents as nodes in the TextRank algorithm, but only news titles as candidates. Therefore, the ranking is determined by titles and contents, and then we select the highest ranked title as the title of the group. We have tried using only news titles as nodes, which resulted in worse performance.

3.4 Tag Generation

To facilitate users to understand the news event, an abstractive tag generator is proposed. The generated tags can also help optimize the retrieval performance of relevant events. The architecture of our proposed tag generator follows the training framework of Grover (Zellers et al., 2019), a GPT-based language model for news generation.

Specifically, we collected a corpus of 0.7 millions of news pages with tags written by journalists from various media sources. A news page is modeled by a joint distribution of four fields: *title*, *content*, *news sources*, and *tags*. During the training phase, we randomly sample a batch of fields from the corpus, and ask the model to predict the remaining fields. For example, given the content and the source, the model will be asked to generate the titles and the tags. To formulate the fields to texts, we wrap the content of each field with their corresponding special tokens, such as

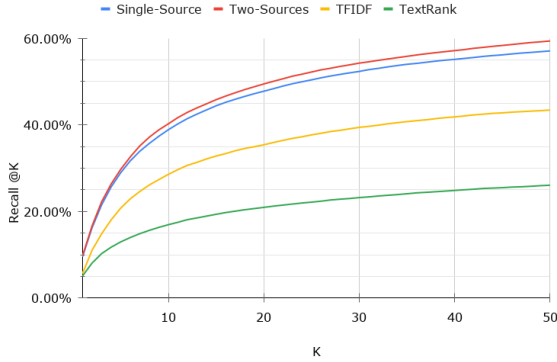


Figure 2: The performance comparison for tag generation.

[TITLE-START], and concatenate the wrapped texts. We generate the training examples dynamically by running the sampling process on every batch, which helps the generator learn the coherence between news fields.

The whole training process consists of two phases. In the first phase, we randomly sample fields as inputs and take the remainings as targets for language modeling. While in the second phase, we gradually decrease the sampling weights of the tag field, i.e., increasing the probability of tag field being the supervised targets, in order to well-fit the downstream scenarios. During the inference phase, the news title, content and source are given and the model is asked to generate the tag sequence.

We compare our tag generator against two baseline models: TFIDF and TextRank (Mihalcea and Tarau, 2004). The experimental result is shown in Figure 2, where the evaluation metric is recall@K. We observe that our generator significantly outperforms the baselines for all K , especially for a larger K . We hypothesize that the reason is that about 20% of tags do not appear in the news content, which is unfavorable to extractive models. Furthermore, our keyword generator is able to generate high-level concepts, such as topics and name entities, which is much similar to how journalists would tag the news.

The performance can be further improved by simply mixing the predictions from different news sources as test-time augmentation. In particular, for a news article, we first generate tags using the same title and content, while using different news sources. Then, we extract the union from generated results as a robust set, and add tags with high confidence from the remainings to the robust set,

until the size of robust set reaches K . In the production stage, we only generate the tags using two news sources for efficiency. The experimental results show that the performance can be consistently improved across all K by selecting the high agreement predictions from two news sources.

4 Metrics Measurement

Our system focuses on monitoring the news information from an event basis, so we define three metrics: *suspicion*, *popularity*, and *sentiment* levels, in order to better show the worth-noting news events in the interface.

4.1 Suspicion Level in News

We determine the degree of suspicion by the following factors: incite of title, bias of title, and subjectivity of content.

Incitation of the title is calculated as the average inciting score within a group of news titles. CVAT data (Yu et al., 2016) contains the labelled two-dimensional sentiment information for sentence, where one of axes is the inciting degree of the input sentence. To utilize the inciting prediction capability, we fine-tune a pre-trained Chinese-BERT-base on the CVAT dataset and predict the incitation of the given news titles.

Bias of the title reflects journalist’s prejudice against the person or organization in a news headline. Given a pair of a title and an name entity in the title, three domain experts are asked to annotate whether the journalists’ stance toward the entity is positive, neutral or negative by their wording. We model the task as aspect-level sentiment analysis with fine-tuned Chinese RoBERTa (Liu et al., 2019). Specifically, we encoded the news title using RoBERTa and extract hidden representations of the name entity as feature vectors, which is then aggregated with a mean pooling layer, followed by a three-way MLP classifier. To calculate the bias degree, we average the scores of non-neutral cases over all name entities in the headline.

Due to the scarcity of labeled data, we regularized the model with adversarial training (Miyato et al., 2016) and apply weak supervision over the unlabeled data with pseudo labels of ensemble models. Moreover, we search the task-specific representations in RoBERTa layer-by-layer, to keep the model lightweight-yet-efficient during the inference phase.

Model	Dev	Test
RoBERTa	0.4954	0.5353
+ optimal layer searching	0.5963	0.6379
+ adversarial training	0.5255	0.5742
+ both	0.6454	0.6539
weak supervision.	0.6744	0.6922

Table 1: The performance report of proposed aspect-level sentiment classifier (F1 score).

The performance evaluation with the ablation study of our model is reported in Table 1. We use macro F1-score as our evaluation metric for tackling data imbalance. We can observe that all the proposed methods clearly improve the performances, especially for optimal layer searching, which not only reduces the model complexity, but also significantly improve the test F1 score by 0.1026.

Subjectivity of the content is defined as the portion of subjective words in a news. We utilize a domain expert to label 26 piece of news contents. The expert is asked to select arbitrary text span and decide whether it is a quotation, objective statement, or a subjective statement. We formulate this dataset as a token classification task. A Chinese-BERT-base pretrained model is finetuned on this dataset. During inference, we first classify if a sentence is a quotation or not, then we only classify subjective and objective sentences from non-quotation sentences. This two-stage procedure is performed because we are only interested in the subjective statement made by the journalist, and we shall neglect those from respondents. In the end, we use the number of token classified as subjective divided by the number of token in the whole news as the indicator of subjectivity of a piece of news.

4.2 Suspicion Level of Public Opinions

Besides mainstream medium, Islander also models the public opinions regarding detected news events. Here we illustrate how our system can detect the coordinated behaviors and model public reaction to news events.

Coordinated behaviors can reflect whether the public opinions come from normal users. Considering that the opinions may be manipulated, our system focuses on detecting unnatural behaviors and then alarms the readers about its trustworthi-

ness. To check if there is coordinated behavior that affects the collected social opinions, we learn user embeddings using the co-occurrence relations. In particular, for $user_i$ and $user_j$, we construct their contingency table which is composed of 4 factors:

1. frequency of $user_i$ and $user_j$ both occur in an article.
2. frequency of $user_i$ occurs in an article, but $user_j$ does not.
3. frequency of $user_j$ occurs in an article, but $user_i$ does not.
4. frequency of $user_i$ and $user_j$ both do not occur in an article.

Given the table, we measure the association of $user_i$ and $user_j$ using the phi coefficient. The association values are evaluated for all user pairs. Based on the association values, we construct a user network where the nodes are users and $node_i$ and $node_j$ would exist an edge if the association value of $user_i$ and $user_j$ is larger than the pre-defined threshold. We then apply node2vec (Grover and Leskovec, 2016) on the user network to learn the distributional representation for each user. With the user embeddings, we can efficiently query the global similar users by K-nearest neighbor search. Furthermore, we can detect the coordinated behaviors by dynamically clustering the users who reply to the same event and check if there is a dense community.

Bot-style writing may not be considered as the part of public opinions. Hence, we find the frequent phrase in comments and calculate the occurrence ratio to detect whether bots are involved in the discussion.

4.3 Popularity Level

We proposed two indicators to measure the popularity of an event in the media and public opinions. The first indicator is the size of the detected cluster, which shows the amount of news regarding to an event. The second indicator is the amount of public opinion related to the events. Specifically, we periodically crawled the social discussions from LineToday and PTT, a mainstream chat forum in Taiwan, and we would check if a discussion thread is related to a detected event by comparing Levenshtein distance between the news title and the post title. The amount of relevant discussions would be

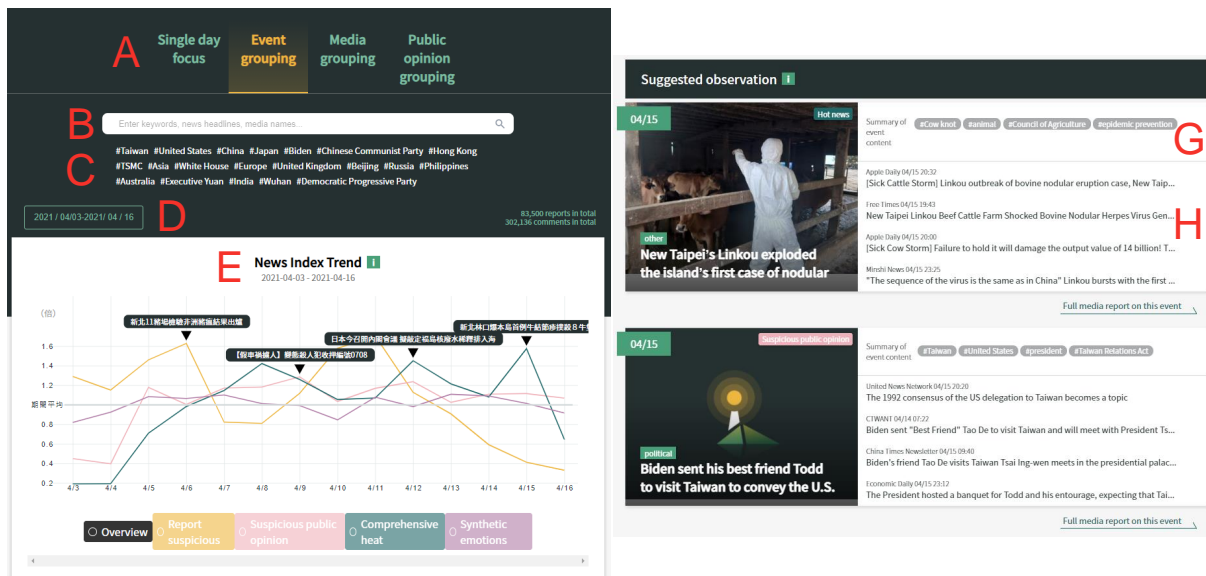


Figure 3: The user interface of Islander(translated by Google Translation). The components are: (a) selection of grouping by events, media, or public opinion, (b) keyword search, (c) trending keywords, (d) time span selection, (e) a chart of news metrics over time, (f) an event, with the selected event title, (g) automatically generated tags, (h) articles belonging to the event.

added up as the popularity of the event in the social community.

4.4 Sentiment Level

We construct our sentiment dataset from various sources, including posts and comments in a Taiwanese forum, post from a Chinese social media, and post from Twitter. Again, a Chinese-based BERT is fine-tuned on these datasets to produce the sentiment scores for both news content and user comments.

5 User Interface

The web interface of Islander is shown in Figure 3. The users can select whether they want the news to be grouped by events, by medium, or by public opinions (part A). We provide a keyword search function and time span selection for the users to choose what they are interested in (part B and C). A chart of news metrics over time is shown so that we can easily look for unusual events (part E). Events are listed with their title, category and image (part F), along with tags generated from our tag generation module and all relevant articles (part G and H).

6 Conclusion

We present the Islander system for real-time online news monitoring and analysis. Several metrics are

proposed as news quality measurement, and we leverage state-of-the-art technologies to develop models for measuring the metrics. A web interface is integrated which lets user to browse events, select specific time span, search news by keywords, and analyze the events and media outlets. We make the system publicly available and it is updated automatically on a regular basis. We hope that Islander could aid users to consume large volume of online news and make them aware of the subjectivity and possible manipulation. In the future, we will constantly improve our system. The modules in Islander can be further improved with new advances in natural language processing technologies or new data sources.

References

Joshua Bambrick, Minjie Xu, Andy Almonte, Igor Malioutov, Guim Perarnau, Vittorio Selo, and Iat Chong Chan. 2020. *NSTM: Real-time query-driven news overview composition at Bloomberg*. In *Proceedings of the 58th Annual Meeting of the Association for Computational Linguistics: System Demonstrations*, pages 350–361, Online. Association for Computational Linguistics.

Jonas Nygaard Blom and Kenneth Reinecke Hansen. 2015. Click bait: Forward-reference as lure in online news headlines. *Journal of Pragmatics*, 76:87–100.

A. Cerone, E. Naghizade, F. Scholer, D. Mallal,

- R. Skelton, and D. Spina. 2020. [Watch 'n' check: Towards a social media monitoring tool to assist fact-checking experts](#). In *2020 IEEE 7th International Conference on Data Science and Advanced Analytics (DSAA)*, pages 607–613.
- Abhijnan Chakraborty, Bhargavi Paranjape, Sourya Kakarla, and Niloy Ganguly. 2016. Stop clickbait: Detecting and preventing clickbaits in online news media. In *2016 IEEE/ACM international conference on advances in social networks analysis and mining (ASONAM)*, pages 9–16. IEEE.
- Giovanni Luca Ciampaglia, Azadeh Nematzadeh, Filippo Menczer, and Alessandro Flammini. 2018. How algorithmic popularity bias hinders or promotes quality. *Scientific reports*, 8(1):1–7.
- Giovanni Da San Martino, Shaden Shaar, Yifan Zhang, Seunghak Yu, Alberto Barrón-Cedeño, and Preslav Nakov. 2020. [Prta: A system to support the analysis of propaganda techniques in the news](#). In *Proceedings of the 58th Annual Meeting of the Association for Computational Linguistics: System Demonstrations*, pages 287–293, Online. Association for Computational Linguistics.
- Aditya Grover and Jure Leskovec. 2016. node2vec: Scalable feature learning for networks. In *Proceedings of the 22nd ACM SIGKDD international conference on Knowledge discovery and data mining*, pages 855–864.
- Andrew Guess, Brendan Nyhan, and Jason Reifler. 2018. Selective exposure to misinformation: Evidence from the consumption of fake news during the 2016 us presidential campaign. *European Research Council*, 9(3):4.
- Albert C Gunther. 1998. The persuasive press inference: Effects of mass media on perceived public opinion. *Communication Research*, 25(5):486–504.
- Albert C Gunther and J Douglas Storey. 2003. The influence of presumed influence. *Journal of Communication*, 53(2):199–215.
- Yinhan Liu, Myle Ott, Naman Goyal, Jingfei Du, Mandar Joshi, Danqi Chen, Omer Levy, Mike Lewis, Luke Zettlemoyer, and Veselin Stoyanov. 2019. Roberta: A robustly optimized bert pretraining approach. *arXiv preprint arXiv:1907.11692*.
- Sarthak Majithia, Fatma Arslan, Sumeet Lubal, Damian Jimenez, Priyank Arora, Josue Caraballo, and Chengkai Li. 2019. [ClaimPortal: Integrated monitoring, searching, checking, and analytics of factual claims on Twitter](#). In *Proceedings of the 57th Annual Meeting of the Association for Computational Linguistics: System Demonstrations*, pages 153–158, Florence, Italy. Association for Computational Linguistics.
- Douglas M McLeod and James K Hertog. 1992. The manufacture of public opinion by reporters: informal cues for public perceptions of protest groups. *Discourse & Society*, 3(3):259–275.
- Rada Mihalcea and Paul Tarau. 2004. Textrank: Bringing order into text. In *Proceedings of the 2004 conference on empirical methods in natural language processing*, pages 404–411.
- Takeru Miyato, Andrew M Dai, and Ian Goodfellow. 2016. Adversarial training methods for semi-supervised text classification. *arXiv preprint arXiv:1605.07725*.
- Jonathan S Morris and Peter L Francia. 2010. Cable news, public opinion, and the 2004 party conventions. *Political Research Quarterly*, 63(4):834–849.
- Nic Newman, Richard Fletcher, David Levy, and Rasmus Kleis Nielsen. 2015. *The Reuters Institute digital news report 2016*. Reuters Institute for the Study of Journalism.
- Berta García Orosa, Santiago Gallur Santorum, and Xosé López García. 2017. Use of clickbait in the online news media of the 28 eu member countries. *Revista Latina de Comunicación Social*, pages 261–277.
- Gordon Pennycook, Ziv Epstein, Mohsen Mosleh, Antonio A Arechar, Dean Eckles, and David G Rand. 2021. Shifting attention to accuracy can reduce misinformation online. *Nature*, pages 1–6.
- Martin Potthast, Tim Gollub, Kristof Komlossy, Sebastian Schuster, Matti Wiegmann, Erika Patricia Garces Fernandez, Matthias Hagen, and Benno Stein. 2018. Crowdsourcing a large corpus of clickbait on twitter. In *Proceedings of the 27th international conference on computational linguistics*, pages 1498–1507.
- Martin Potthast, Sebastian Köpsel, Benno Stein, and Matthias Hagen. 2016. Clickbait detection. In *European Conference on Information Retrieval*, pages 810–817. Springer.
- Txema Ramírez de la Piscina, Maria Gonzalez Gorosarri, Alazne Aiestaran, Beatriz Zabalondo, and Antxoka Agirre. 2015. Differences between the quality of the printed version and online editions of the european reference press. *Journalism*, 16(6):768–790.
- Liang-Chih Yu, Lung-Hao Lee, Shuai Hao, Jin Wang, Yunchao He, Jun Hu, K Robert Lai, and Xuejie Zhang. 2016. Building chinese affective resources in valence-arousal dimensions. In *Proceedings of the 2016 Conference of the North American Chapter of the Association for Computational Linguistics: Human Language Technologies*, pages 540–545.
- Rowan Zellers, Ari Holtzman, Hannah Rashkin, Yonatan Bisk, Ali Farhadi, Franziska Roesner, and Yejin Choi. 2019. Defending against neural fake news. *arXiv preprint arXiv:1905.12616*.