

Boosting Pruned Networks with Linear Over-parameterization

Yu Qian¹

qianyu03@kuaishou.com

Siyuan Pan²

pansiyuan@kuaishou.com

Jie Zhang²

zhangjie29@kuaishou.com

Xiaoshuang Li³

lixiaoshuang@sjtu.edu.cn

Liang Hou²

houliliang17z@ict.ac.cn

Xiaobing tu²

tuxiaobing@kuaishou.com

Pengfei Wan²

wanpengfei@kuaishou.com

¹ Peking university

² Kuaishou Technology

³ Shanghai Jiaotong University

⁴ Zhejiang University

Abstract

Structured pruning is a popular technique for reducing the computational cost and memory footprint of neural networks by removing channels (filters). However, this often leads to a decrease in network accuracy, which can be restored through fine-tuning. To overcome the challenge of restoring accuracy, we propose a novel method that linearly over-parameterizes the compact layers in the pruned network and then re-parameterizes them to their original layers after fine-tuning. This involves expanding the convolutional/linear layer with several consecutive layers that do not affect the output feature maps. We also use similarity-preserving knowledge distillation to encourage the over-parameterized block to learn the immediate data-to-data similarities of the corresponding dense layer. Our method can be easily integrated with existing pruning techniques and does not rely on any additional pruning-related technology. Our experimental results on CIFAR-10 and ImageNet demonstrate that our approach outperforms the vanilla fine-tuning approach under different pruning strategies, particularly for large pruning ratios.

1 Introduction

Network pruning [6, 9, 17, 27, 29] is a widely used technique for reducing the computational complexity and memory usage of deep learning models by removing “unimportant” weights. However, these process often results in a significant drop in model accuracy, making fine-tuning an indispensable step. As the pruning ratio increases, it becomes increasingly

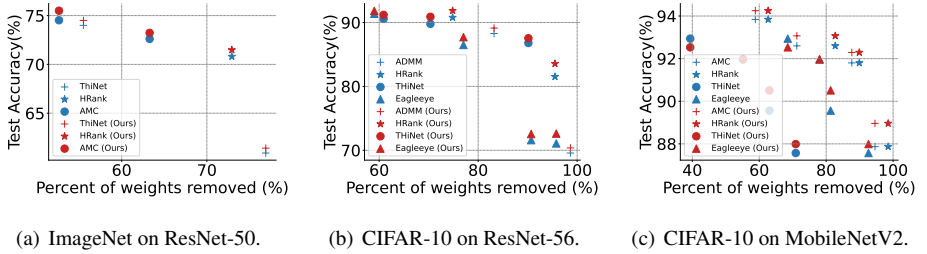


Figure 1: Performances of proposed method comparing with vanilla fine-tuning on CIFAR-10 and ImageNet.

challenging to restore the accuracy of the trimmed network. To address the issue of accuracy degradation, various pruning strategies have been proposed by researchers. He *et al.* [11] reconstructed the outputs with remaining channels with linear least squares and avoided the process of fine-tuning. Zhu *et al.* [13] proposed an automated gradual pruning strategy in which pruning and fine-tuning are carried out alternately to prune the network gradually. However, previous fine-tuning methods either bypass the fine-tuning process or aim to alleviate the accuracy drop rather than focusing on the accuracy recovery during fine-tuning.

In this paper, we address this challenge by leveraging linear over-parameterization [1, 10], an approach previously used to train compact neural networks from scratch. Linear over-parameterization was an approach to train compact neural networks from scratch. It expands each linear layer of the compact network into multiple consecutive linear layers without adding any nonlinear operations. This over-parameterized structure is well trained and then contracts back to the original structure algebraically at inference. Normally, it achieves better results than training directly from scratch. In the pruning process, over-parameterization can be considered as a booster during fine-tuning to improve the accuracy recovery ability. However, over-parameterization for fine-tuning after model pruning faces two challenges: 1) the loss of information due to the removal of "unimportant" weights. 2) the difficulty in gathering valuable features during fine-tuning.

To address these challenges, we leverage matrix factorization to equally expand the original layer into consecutive linear layers and use similarity-preserving knowledge distillation [25] to guide the fine-tuning of the over-parameterized network. In conclusion, our approach can maintain the representation ability in fine-tuning after the expansion, and comprehensive experiments on benchmark datasets show that it outperforms existing methods shown in Fig. 1, particularly for large pruning ratios. When the pruning ratio increases to an extreme 95.52%, our method achieves 2.04% higher accuracy restoration than vanilla fine-tuning.

2 Related Work

2.1 Structured Pruning

Structured [8, 16, 19, 28] and non-structured pruning [7, 12, 24] are two main types of weight pruning strategies. Non-structured pruning is not friendly to CPUs or GPUs and requires dedicated hardware [22, 32] to support sparse matrix multiplication, which is highly demanding to design [26]. In contrast, structured pruning, which removes entire channels or filters, is more commonly used to speed up inference and reduce the model's size. Many

structured pruning strategies rely on heuristics, such as L_1 or L_2 regularization, to evaluate the importance of parameters [16]. Another approach [20] is minimizing the reconstruction error of the trimmed network from the output feature. Systematic weight pruning using the Alternate Direction Method of Multipliers (ADMM)[5] has also been proposed. In this paper, we have employed various pruning strategies to validate the generality of our proposed approach.

2.2 Model Re-parameterization

The process of re-parameterization involves training a heavyweight network and then contracting the layers without nonlinearity to create a slim network for inference. Existing re-parameterization methods can be broadly classified into two types: series and parallel. Series re-parameterization methods, such as Asym Conv Block (ACB) [9], DO-Conv [10], and ExpandNet [11], are designed for component-level improvements and can be used as a drop-in replacement for convolutional and fully-connected layers. In contrast, parallel re-parameterization methods expand a layer to multiple branches, as seen in DiracNet [30] and RepVGG [6]. For this paper, we adopt a series re-parameterization method to expand the pruned layer before fine-tuning.

2.3 Similarity-preserving

Similarity-preserving knowledge The distillation method [25] guides the training of a student network by ensuring that similar input pairs in the teacher network produce similar activations in the student network. In this paper, we expand the pruned network using matrix factorization while maintaining output consistency which may harm the feature extraction ability of the expanded layers. To overcome this issue, we propose using similarity-preserving technique. This technique uses pairwise activation similarities within each input mini-batch to supervise the training of the over-parameterized network with the pretrained network.

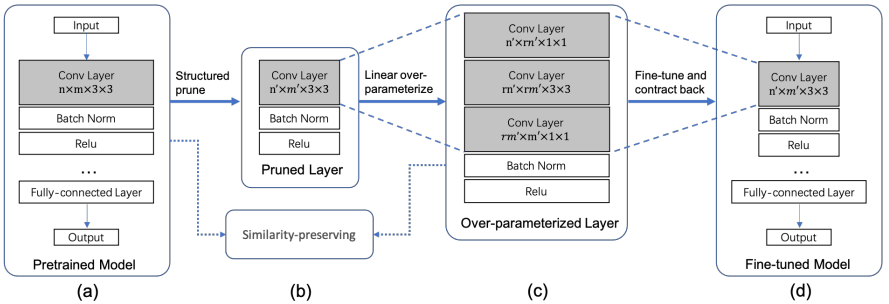


Figure 2: An overall workflow of our method. (a) A pretrained network. (b) A pruned network. (c) Each pruned layer is linearly over-parameterized by matrix decomposition. (d) The fine-tuned over-parameterized model is contracted back to the slim model. To preserve the feature extraction ability of each layer after over-parameterization, pairwise activation similarity within each input mini-batch is used to supervise the training of the over-parameterized network.

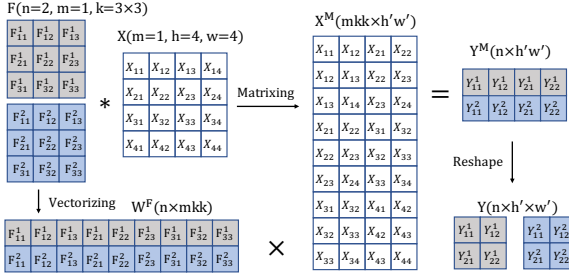


Figure 3: An illustration of the computing process of a convolutional layer. F and X represent the filter and input tensor, respectively.

3 Methodology

In this section, we introduce our proposed approach that linearly expands the layers in the structurally pruned compact neural networks for fine-tuning. Additionally, we introduce similarity-preserving knowledge distillation for preserving feature extraction.

3.1 Expand Layers

Expanding normal convolutional layers. We denote $\mathbf{F}_{n \times m \times k \times k}$ as the filters of a convolutional layer with input channels of m , output channels of n and kernel size of $k \times k$. To expand a convolutional layer, Guo *et al.* [14] proposes to expand a $k \times k$ convolutional layer into 3 consecutive convolutional layers: a 1×1 convolution; a $k \times k$ one; and another 1×1 one (see Fig. 2(c)). Mathematically, for a $k \times k$ convolutional layer with m input channels and n output channels, we define the number of output channels of the first 1×1 layer as $p = rm$ and the number of output channels of the intermediate $k \times k$ layer as $q = rn$ with an expansion rate $r > 0$, the relationship of these layers can be expressed as

$$\mathbf{F}_{n \times m \times k \times k} = \mathbf{F}_{n \times q \times 1 \times 1}^3 \circ \mathbf{F}_{q \times p \times k \times k}^2 \circ \mathbf{F}_{p \times m \times 1 \times 1}^1, \quad (1)$$

where \circ represents the convolution operation of the two convolutional layers. Let $\mathbf{X}_{m \times h \times w}$ be the input tensor. Ignoring the bias for simplicity, which can be taken into account by incorporating an additional channel to both \mathbf{X} and \mathbf{F} , the convolution can be expressed as

$$\mathbf{Y}_{n \times h' \times w'} = \mathbf{F}_{n \times m \times k \times k} * \mathbf{X}_{m \times h \times w} = \text{reshape} \left(W_{n \times mkk}^F \times X_{mkk \times h'w'}^M \right), \quad (2)$$

where $\mathbf{Y}_{n \times h' \times w'}$ is the corresponding output tensor, $\mathbf{X}_{m \times h \times w}^M$ is the unrolled matrix representation of the input tensor $\mathbf{X}_{m \times h \times w}$, and $W_{n \times mkk}^F$ is the matrix representation of the convolutional filters $\mathbf{F}_{n \times m \times k \times k}$. Fig. 3 shows an example of this computational process. With this matrix representation, we can therefore expand a layer linearly by replacing the matrix with the other three matrices.

To be more specific, we can express Eq. 1 as the form of matrix multiplication

$$W_{n \times mkk}^F = W_{n \times q}^{F^3} \times \text{reshape}(\text{reshape}(W_{q \times pkk}^{F^2})_{qkk \times p} \times W_{p \times m}^{F^1})_{q \times mkk}, \quad (3)$$

Then we can expand the layers by solving and assigning these three matrices. We first initialize $W_{n \times q}^{F^3}$ and $W_{p \times m}^{F^1}$ randomly and then calculate the weight of the rest layer by

using matrix decomposition. This process can be formulated as

$$W_{q \times pkk}^{F^2} = (W_{n \times q}^{F^3})_R^{-1} \times \text{reshape}(\text{reshape}(W_{n \times mkk}^F)_{nkk \times m} \times (W_{p \times m}^{F^1})_L^{-1})_{n \times pkk}, \quad (4)$$

where $(W_{n \times q}^{F^3})_R^{-1}$ indicates the right inverse of $W_{n \times q}^{F^3}$ and with the actual shape of $q \times n$. $(W_{p \times m}^{F^1})_L^{-1}$ means the left inverse of $W_{p \times m}^{F^1}$ with the actual shape of $m \times p$.

In this way, we can expand the convolution structure and reshape it to the original compact network algebraically after fine-tuning (see Fig. 2(d)).

To expand a convolutional layer with padding p , we apply padding p in the first layer of the expanded unit while not padding the remaining layers. To handle a stride s , we set the stride of the middle layer to s and that of the others to 1.

Expanding depthwise convolutional layers. Depthwise convolutions are often used to design compact networks, such as MobileNetV2 [23] and ShuffleNetV2 [24].

To expand the depthwise convolutional layers, we set the group parameter of the expanded layers same as the original layer, then the normal convolutional expansion strategy is applied on these three consecutive layers within each group. This makes the expanded layers equivalent to the original ones for each group.

Expanding fully-connected layers.

As for a fully-connected layer, we can directly expand a linear layer with m input and n output dimensions into l linear layers as

$$W_{n \times m} = W_{n \times p_{l-1}} \times W_{p_{l-1} \times p_{l-2}} \times \cdots \times W_{p_1 \times m}. \quad (5)$$

We allocate the weights of the expanding layers by randomly initializing $l - 1$ of them and calculating the weight of the remaining θ -th layer by matrix decomposition

$$W_{p_\theta \times p_{\theta-1}} = \prod_{i=\theta-1}^l (W_{p_i \times p_{i-1}})_R^{-1} \times W_{n \times m} \times \prod_{i=1}^{\theta-1} (W_{p_i \times p_{i-1}})_L^{-1}. \quad (6)$$

For convenience, we denote $p_l = n$ and $p_0 = m$ in Eq. 5 to get Eq. 6. In practice, considering the computational complexity of fully-connected layers, we expand each layer into only two or three layers with a small expansion rate.

Existence of left and right inverses. The left and right inverses of matrices need to be computed in Eq. 4 and Eq. 6 so they must exist. In our work, all matrices that need determining the inverses are initialized randomly. Considering matrix $W_{n \times m}$, the necessary and sufficient condition for the existence of its right inverse is $n \leq m$ and $\text{rank}(W_{n \times m}) = n$, i.e., matrix $W_{n \times m}$ is row full rank. As $W_{n \times m}$ is randomly initialized with normal distribution, the inverse $W'_{n \times n}$ can be determined after we remove the last $m - n$ columns. Under these circumstances, we can compare their full rank probability as

$$P[\text{rank}(W_{n \times m}) = n] \geq P[\text{rank}(W'_{n \times n}) = n]. \quad (7)$$

Meanwhile, Feng *et al.* [8] has proved that a rational random matrix has full rank with probability 1, that is, $P[\text{rank}(W'_{n \times n}) = n] = 1$. Thus with Eq. 7 we get $P[\text{rank}(W_{n \times m}) = n] = 1$ and its right inverse exist certainly. In this way, in order to ensure the existence of a matrix's left and right inverse, what we need to do is to control the expansion rate. E.g., when we expand a fully-connected layer $W_{n \times m}$ to $W_{n \times p} \times W_{p \times m}$, if we randomly initialize $W_{n \times p}$ and calculate $W_{p \times m}$, we should ensure $p \geq n$. Conversely, we should set the value $p \geq m$.

3.2 Feature Extraction Preserving

Over-parameterization will destroy the stable feature extraction ability of the pretrained and pruned model. To handle this, similarity-preserving knowledge distillation is applied. Similarity-preserving knowledge distillation [29] is based on the idea that semantically similar inputs tend to elicit similar activation patterns in a trained network. Given an input mini-batch, it denotes the activation map produced by the un-pruned network T (teacher network) at a particular layer l as $(A_T^{(l)})_{b \times m \times h \times w}$ and the activation map produced by the over-parameterized network S (student network) at the last corresponding expand layer l' as $(A_S^{(l')})_{b \times m' \times h' \times w'}$. Here m is not equal to m' because we have already removed some “unimportant” filters from T through structured pruning. To guide S with the activation correlations in T, the distillation loss, an L2 regularization penalty, is imposed on the outer products of $(A_T^{(l)})_{b \times m \times h \times w}$ and $(A_S^{(l')})_{b \times m' \times h' \times w'}$. First, let $(Q_T^{(l)})_{b \times mhw} = \text{reshape}((A_T^{(l)})_{b \times m \times h \times w})_{b \times mhw}$. Then we get

$$(\tilde{G}_T^{(l)})_{b \times b} = (Q_T^{(l)})_{b \times mhw} \cdot (Q_T^{(l)})_{mhw \times b}^T, \quad (8)$$

$$G_{T[i,:]}^{(l)} = \tilde{G}_{T[i,:]}^{(l)} / \left\| \tilde{G}_{T[i,:]}^{(l)} \right\|_2. \quad (9)$$

Intuitively, entry (i,j) in $(\tilde{G}_T^{(l)})_{b \times b}$ encodes the similarity of the activation layer l elicited by the i th and j th images in the mini-batch. We apply a row-wise L2 normalization to obtain $(G_T^{(l)})_{b \times b}$, where the notation $[i, :]$ denotes the i th row in a matrix. Similarly, let $(Q_S^{(l')})_{b \times m'h'w'} = \text{reshape}((A_S^{(l')})_{b \times m' \times h' \times w'})_{b \times m'h'w'}$. Then we get

$$(\tilde{G}_S^{(l')})_{b \times b} = (Q_S^{(l')})_{b \times m'h'w'} \cdot (Q_S^{(l')})_{m'h'w' \times b}^T, \quad (10)$$

$$G_{S[i,:]}^{(l')} = \tilde{G}_{S[i,:]}^{(l')} / \left\| \tilde{G}_{S[i,:]}^{(l')} \right\|_2. \quad (11)$$

The similarity-preserving knowledge distillation loss is designed as

$$\mathcal{L}_{\text{SP}}(G_T, G_S) = \frac{1}{b^2} \sum_{(l,l') \in \mathcal{I}} \left\| G_T^{(l)} - G_S^{(l')} \right\|_F^2, \quad (12)$$

where \mathcal{I} collects the (l, l') layer pairs (i.e. layers in the un-pruned network and the last layers in the corresponding expanded layers in the over-parameterized network.) and $\|\cdot\|_F$ is the Frobenius norm. Eq. 12 is a summation, over all (l, l') pairs, of the mean element-wise squared difference between the $G_T^{(l)}$ and $G_S^{(l')}$ matrices. Finally, the total loss for student network training is defined as

$$\mathcal{L} = \mathcal{L}_{\text{task}}(\mathbf{Y}, \sigma_S(\mathbf{X})) + \gamma \mathcal{L}_{\text{SP}}(G_T, G_S). \quad (13)$$

where $\mathcal{L}_{\text{task}}(\cdot, \cdot)$ denotes the loss function of vision task, \mathbf{Y} is the ground truth, and \mathbf{X} is the input mini-batch. $\sigma_S(\cdot)$ denotes the output from over-parameterized network S.

4 Experiments

4.1 Implemented Details

In our experiments, we evaluate the proposed strategies on two datasets, CIFAR-10 [13] and ImageNet [2]. The image size is 32×32 for CIFAR-10 and 224×224 for ImageNet, and all the models are trained with the batch size 256. To demonstrate the effectiveness of our proposed method, we apply the ADMM strategy and compare the effect of our proposed method and other fine-tuning methods in the fine-tuning stage. To demonstrate the generalization of our proposed method, we conduct comparative experiments under other pruning strategies, including AMC [12], HRank [18], ThiNet [20], and EagleEye [15].

4.2 Results

4.2.1 Results for ADMM

There are two cases in pruned network: 1) utilize its weights during fine-tuning 2) keep only the structure of the pruned network. For the first case, we fine-tune the network for 150 epochs, starting with a learning rate of 0.01 decay by a factor 10 at epochs 60, 100, and 120. We retrain the network for 280 epochs for the second case, starting with a learning rate of 0.1 decayed by a factor 10 at epochs 100, 160, 210, and 250.

In this section, we compare the proposed method with four other competing methods. These methods include: 1) training from scratch, 2) ExpandNets [14], where we expand the pruned model, reinitialize it, and contract it back after fine-tuning, 3) vanilla distillation, where we retrain reinitialized model with similarity-preserving knowledge distillation loss, and 4) vanilla fine-tuning. We carry out thorough experiments with different pruning ratios.

ADMM	Percent of weights removed (%)									
	0	68.37	72.74	78.23	86.20	89.80	92.18	94.80	98.66	
Training from scratch	94.17	86.22	84.93	83.47	80.91	78.75	76.35	72.08	49.08	
ExpandNets	94.36	87.61	86.02	84.99	82.74	80.85	78.71	75.14	51.25	
Vanilla distillation	94.17	87.80	86.21	85.03	83.01	80.73	79.12	75.03	51.31	
Vanilla fine-tuning	94.17	93.27	93.01	92.74	92.30	91.67	88.91	86.03	54.39	
Ours	94.17	93.31	93.40	93.26	92.59	92.07	90.12	87.97	56.88	

Table 1: Top-1 accuracy(%) on the test set of CIFAR-10 based on MobileNetV2.

MobileNetV2 on CIFAR-10. Tab. 1 presents the results for all methods. Our method outperforms the other methods in terms of accuracy restoration, especially when the pruning ratio is relatively large. When 89.8% of weights are removed, our method achieves only 0.4% higher accuracy restoration than vanilla fine-tuning. However, when the pruning ratio increases to an extreme 98.66%, our method achieves 2.49% higher accuracy restoration than vanilla fine-tuning and more than 5% compared to vanilla distillation and ExpandNets. We believe that this result is due to the increased parameters induced by over-parameterization and the guidance provided by the similarity-preserving penalty. ExpandNets and vanilla distillation produce similar results, which is consistent with [14]. Both methods perform much worse than vanilla fine-tuning, indicating that applying over-parameterization and knowledge distillation alone is not sufficient for pruning. Our experiments show that utilizing them together can achieve the best results.

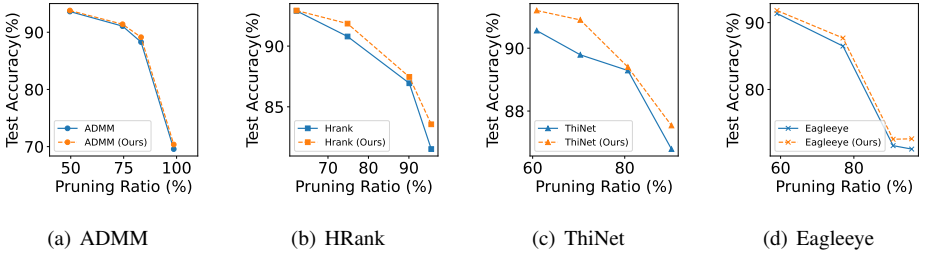


Figure 4: Top-1 accuracy(%) on the test set of CIFAR-10 based on ResNet-56.

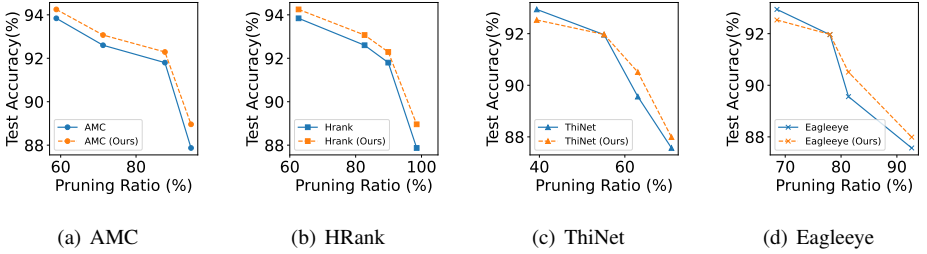


Figure 5: Top-1 accuracy(%) on the test set of CIFAR-10 based on MobileNetV2.

ResNet-50 on ImageNet. For ResNet-50 on ImageNet, the top-1 accuracy results are shown in Tab. 2, which are consistent with the conclusions above. We observed that our method does not perform well with a small pruning ratio, and it is even worse than vanilla fine-tuning when the percentage of removed weights is 28.37%. We believe that the reason for this phenomenon is that when the parameters are sufficient, over-parameterization will only make the network training more cumbersome and slow down the convergence.

ADMM	Percent of weights removed (%)				
	0	28.37	54.25	71.23	93.18
Training from scratch	79.18	74.14	71.42	67.39	56.79
ExpandNets	78.87	74.28	73.82	71.06	58.07
Vanilla distillation	79.18	75.32	73.69	72.61	58.65
Vanilla fine-tuning	79.18	77.63	75.03	72.88	62.47
Ours	79.18	77.47	75.76	73.36	64.08

Table 2: Top-1 accuracy(%) on the test set of ImageNet based on ResNet-50.

4.2.2 Results for other pruning strategies

In this section, we apply various pruning strategies to prove the reliability of the proposed method. And we only compare the proposed with Vanilla fine-tuning. Fig. 4, Fig. 5 and Tab. 3 show that in most cases, proposed method is superior to Vanilla fine-tuning. Its effectiveness is noticeable when applying a large pruning ratio, which matches the above conclusions.

AMC	Percent of weights removed (%)			
	0	52.64	63.28	95.63
Vanilla fine-tuning	80.10	74.60	72.30	50.52
Ours	80.10	75.50	73.15	51.20

Table 3: Top-1 accuracy(%) on the test set of ImageNet based on ResNet-50.

4.3 Ablation Study

Similarity-preserving knowledge distillation. The ablation study is carried out on CIFAR-10 with MobileNetV2. The results are shown in Tab. 4. Over-parameterized fine-tuning without knowledge distillation performs slightly better than vanilla fine-tuning but is unstable. When 86.2% weights are removed, its top-1 accuracy is 92.24%, which is even 0.06% lower than that of vanilla fine-tuning. When we use similarity-preserving knowledge distillation, our method can achieve better and more stable performance.

ADMM	Distillation	Percent of weights removed (%)									
		0	68.37	72.74	78.23	86.20	89.80	92.18	94.80	98.66	
Vanilla fine-tuning	w/o KD	94.17	93.27	93.01	92.74	92.30	91.67	88.91	86.03	54.39	
Ours	w/o KD	94.17	93.25	93.28	93.03	92.24	91.83	89.31	86.28	54.92	
Ours	w/ KD	94.17	93.31	93.40	93.26	92.59	92.07	90.12	87.97	56.88	

Table 4: Ablation study on similarity-preserving knowledge distillation.

Expansion rate. It is essential to identify an appropriate expansion rate for our method. Therefore, We investigated the contribution of expanding the fully-connected layers in our experiments, and the results are presented in Tab. 5.

Rate	Expand FC	FLOPs	Params	Acc(%)
0	w/o Expand FC	43.298M	215.642K	88.91
2	w Expand FC	313.736M	1.675M	89.43
3	w/o Expand FC	591.660M	3.127M	90.15
3	w Expand FC	591.665M	3.132M	90.12
5	w/o Expand FC	1.392G	7.282M	90.07
5	w Expand FC	1.392G	7.293M	90.13

Table 5: Expand a pruned MobileNetV2 applying ADMM strategy which has removed 92.18% weights on CIFAR-10. Rate = 0 denotes the Vanilla fine-tuning without expansion.

A suitable expansion rate, such as 3, can enhance the overall performance of the network. Conversely, a large value, such as 5, may overly complicate the network and hinder convergence. There is no prior knowledge on how to set this value, and it needs to be determined through practical experimentation.

Interestingly, the results presented in rows three/four and five/six of Tab. 5 are inconsistent with the conclusion in [10]. There is no obvious difference between the networks that expand the convolutional layer with and without the fully-connected layer. However, since it induces almost no increase in FLOPs, we apply the expansion together with the fully-connected layer throughout the experiments of the ADMM.

5 Conclusion

In this paper, we introduce a linear over-parameterization method to address the issue of limited fine-tuning parameters in structurally pruned neural networks. Our approach expands convolutional/linear layers with consecutive layers via matrix decomposition without modifying the output feature maps. In addition, we use similarity-preserving knowledge distillation to maintain the representation ability during fine-tuning. The experimental results on CIFAR-10 and ImageNet datasets show that our fine-tuning method significantly outperforms vanilla fine-tuning, especially for large pruning ratios. Our method is focused on the fine-tuning stage of pruning and is complementary to other research areas such as pruning optimization, weight importance evaluation, and adaptive pruning ratios. Therefore, it can be applied simultaneously to these methods to improve the results.

References

- [1] Jinming Cao, Yangyan Li, Mingchao Sun, Ying Chen, Dani Lischinski, Daniel Cohen-Or, Baoquan Chen, and Changhe Tu. Do-conv: Depthwise over-parameterized convolutional layer. *arXiv preprint arXiv:2006.12030*, 2020.
- [2] Jia Deng, Wei Dong, Richard Socher, Li-Jia Li, Kai Li, and Li Fei-Fei. Imagenet: A large-scale hierarchical image database. In *2009 IEEE conference on computer vision and pattern recognition*. Ieee, 2009.
- [3] Xiaohan Ding, Guiguang Ding, Yuchen Guo, and Jungong Han. Centripetal sgd for pruning very deep convolutional networks with complicated structure. In *Proceedings of the IEEE/CVF conference on computer vision and pattern recognition*, pages 4943–4953, 2019.
- [4] Xiaohan Ding, Yuchen Guo, Guiguang Ding, and Jungong Han. Acnet: Strengthening the kernel skeletons for powerful cnn via asymmetric convolution blocks. In *Proceedings of the IEEE/CVF International Conference on Computer Vision*, 2019.
- [5] Xiaohan Ding, Tianxiang Hao, Jianchao Tan, Ji Liu, Jungong Han, Yuchen Guo, and Guiguang Ding. Resrep: Lossless cnn pruning via decoupling remembering and forgetting. In *Proceedings of the IEEE/CVF International Conference on Computer Vision*, pages 4510–4520, 2021.
- [6] Xiaohan Ding, Xiangyu Zhang, Ningning Ma, Jungong Han, Guiguang Ding, and Jian Sun. Repvgg: Making vgg-style convnets great again. In *Proceedings of the IEEE/CVF Conference on Computer Vision and Pattern Recognition*, 2021.
- [7] Xin Dong, Shangyu Chen, and Sinno Pan. Learning to prune deep neural networks via layer-wise optimal brain surgeon. *Advances in Neural Information Processing Systems*, 30, 2017.
- [8] Xinlong Feng and Zhinan Zhang. The rank of a random matrix. *Applied mathematics and computation*, 185(1):689–694, 2007.
- [9] Shangqian Gao, Feihu Huang, Weidong Cai, and Heng Huang. Network pruning via performance maximization. In *Proceedings of the IEEE/CVF Conference on Computer Vision and Pattern Recognition*, pages 9270–9280, 2021.

- [10] Shuxuan Guo, Jose M Alvarez, and Mathieu Salzmann. Expandnets: Linear over-parameterization to train compact convolutional networks. *arXiv preprint arXiv:1811.10495*, 2018.
- [11] Yihui He, Xiangyu Zhang, and Jian Sun. Channel pruning for accelerating very deep neural networks. In *Proceedings of the IEEE international conference on computer vision*, 2017.
- [12] Yihui He, Ji Lin, Zhijian Liu, Hanrui Wang, Li-Jia Li, and Song Han. Amc: Automl for model compression and acceleration on mobile devices. In *Proceedings of the European conference on computer vision (ECCV)*, pages 784–800, 2018.
- [13] Alex Krizhevsky, Geoffrey Hinton, et al. Learning multiple layers of features from tiny images. *Tech. Rep.*, 2009.
- [14] Namhoon Lee, Thalaiyasingam Ajanthan, Stephen Gould, and Philip HS Torr. A signal propagation perspective for pruning neural networks at initialization. *arXiv preprint arXiv:1906.06307*, 2019.
- [15] Bailin Li, Bowen Wu, Jiang Su, and Guangrun Wang. Eagleeye: Fast sub-net evaluation for efficient neural network pruning. In *European conference on computer vision*, pages 639–654. Springer, 2020.
- [16] Hao Li, Asim Kadav, Igor Durdanovic, Hanan Samet, and Hans Peter Graf. Pruning filters for efficient convnets. *arXiv preprint arXiv:1608.08710*, 2016.
- [17] Tailin Liang, John Glossner, Lei Wang, Shaobo Shi, and Xiaotong Zhang. Pruning and quantization for deep neural network acceleration: A survey. *Neurocomputing*, 461: 370–403, 2021.
- [18] Mingbao Lin, Rongrong Ji, Yan Wang, Yichen Zhang, Baochang Zhang, Yonghong Tian, and Ling Shao. Hrank: Filter pruning using high-rank feature map. In *Proceedings of the IEEE/CVF conference on computer vision and pattern recognition*, pages 1529–1538, 2020.
- [19] Liyang Liu, Shilong Zhang, Zhanghui Kuang, Aojun Zhou, Jing-Hao Xue, Xinjiang Wang, Yimin Chen, Wenming Yang, Qingmin Liao, and Wayne Zhang. Group fisher pruning for practical network compression. In *International Conference on Machine Learning*, pages 7021–7032. PMLR, 2021.
- [20] Jian-Hao Luo, Jianxin Wu, and Weiyao Lin. Thinet: A filter level pruning method for deep neural network compression. In *Proceedings of the IEEE international conference on computer vision*, 2017.
- [21] Ningning Ma, Xiangyu Zhang, Hai-Tao Zheng, and Jian Sun. Shufflenet v2: Practical guidelines for efficient cnn architecture design. In *Proceedings of the European conference on computer vision (ECCV)*, 2018.
- [22] Subhankar Pal, Jonathan Beaumont, Dong-Hyeon Park, Aporva Amarnath, Siying Feng, Chaitali Chakrabarti, Hun-Seok Kim, David Blaauw, Trevor Mudge, and Ronald Dreslinski. Outerspace: An outer product based sparse matrix multiplication accelerator. In *2018 IEEE International Symposium on High Performance Computer Architecture (HPCA)*. IEEE, 2018.

- [23] Mark Sandler, Andrew Howard, Menglong Zhu, Andrey Zhmoginov, and Liang-Chieh Chen. Mobilenetv2: Inverted residuals and linear bottlenecks. In *Proceedings of the IEEE conference on computer vision and pattern recognition*, 2018.
- [24] Victor Sanh, Thomas Wolf, and Alexander Rush. Movement pruning: Adaptive sparsity by fine-tuning. *Advances in Neural Information Processing Systems*, 33:20378–20389, 2020.
- [25] Frederick Tung and Greg Mori. Similarity-preserving knowledge distillation. In *Proceedings of the IEEE/CVF International Conference on Computer Vision*, 2019.
- [26] Hanrui Wang, Jiacheng Yang, Hae-Seung Lee, and Song Han. Learning to design circuits. *arXiv preprint arXiv:1812.02734*, 2018.
- [27] Wenxiao Wang, Minghao Chen, Shuai Zhao, Long Chen, Jinming Hu, Haifeng Liu, Deng Cai, Xiaofei He, and Wei Liu. Accelerate cnns from three dimensions: A comprehensive pruning framework. In *International Conference on Machine Learning*, pages 10717–10726. PMLR, 2021.
- [28] Zhonghui You, Kun Yan, Jinmian Ye, Meng Ma, and Ping Wang. Gate decorator: Global filter pruning method for accelerating deep convolutional neural networks. *Advances in neural information processing systems*, 32, 2019.
- [29] Ruichi Yu, Ang Li, Chun-Fu Chen, Jui-Hsin Lai, Vlad I Morariu, Xintong Han, Mingfei Gao, Ching-Yung Lin, and Larry S Davis. Nisp: Pruning networks using neuron importance score propagation. In *Proceedings of the IEEE conference on computer vision and pattern recognition*, pages 9194–9203, 2018.
- [30] Sergey Zagoruyko and Nikos Komodakis. Diracnets: Training very deep neural networks without skip-connections. *arXiv preprint arXiv:1706.00388*, 2017.
- [31] Tianyun Zhang, Shaokai Ye, Kaiqi Zhang, Jian Tang, Wujie Wen, Makan Fardad, and Yanzhi Wang. A systematic dnn weight pruning framework using alternating direction method of multipliers. In *Proceedings of the European Conference on Computer Vision (ECCV)*, 2018.
- [32] Zhekai Zhang, Hanrui Wang, Song Han, and William J Dally. Sparch: Efficient architecture for sparse matrix multiplication. In *2020 IEEE International Symposium on High Performance Computer Architecture (HPCA)*. IEEE, 2020.
- [33] Michael Zhu and Suyog Gupta. To prune, or not to prune: exploring the efficacy of pruning for model compression. *arXiv preprint arXiv:1710.01878*, 2017.