

Back-ends Selection for Deep Speaker Embeddings

Zhuo Li, Runqiu Xiao, Zihan Zhang, Zhenduo Zhao, Wenchao Wang, Pengyuan Zhang

Key Laboratory of Speech Acoustics and Content Understanding, Institute of Acoustics, Chinese Academy of Sciences, Beijing, China
University of Chinese Academy of Sciences, Beijing, China
{lizhuo, xiaorunqiu}@hcccl.ioa.ac.cn

Abstract

Probabilistic Linear Discriminant Analysis (PLDA) was the dominant and necessary back-end for early speaker recognition approaches, like i-vector and x-vector. However, with the development of neural networks and margin-based loss functions, we can obtain deep speaker embeddings (DSEs), which have advantages of increased inter-class separation and smaller intra-class distances. In this case, PLDA seems unnecessary or even counterproductive for the discriminative embeddings, and cosine similarity scoring (Cos) achieves better performance than PLDA in some situations. Motivated by this, in this paper, we systematically explore how to select back-ends (Cos or PLDA) for deep speaker embeddings to achieve better performance in different situations. By analyzing PLDA and the properties of DSEs extracted from models with different numbers of segment-level layers, we make the conjecture that Cos is better in same-domain situations and PLDA is better in cross-domain situations. We conduct experiments on VoxCeleb and NIST SRE datasets in four application situations, single-/multi-domain training and same-/cross-domain test, to validate our conjecture and briefly explain why back-ends adaption algorithms work.

Index Terms: speaker verification, PLDA, Cosine similarity scoring, domain adaption

1. Introduction

Speaker recognition aims to verify the identities of speakers from samples of their voices, which has been deployed in many commercial products successfully. In the early years, i-vector [1] front-end and PLDA [2,3] back-end are the dominant model since they are proposed. With the rise of neural networks, discriminatively trained DNNs or CNNs [4–7] surpass i-vector as the state-of-the-art front-ends. Extensive work focuses on improving discrimination of front-ends, developing more comprehensive neural architectures [8,9], improving pooling methods [6,10–12], or exploring effective objective functions [13–16].

Two phenomena have attracted our attention with significant advances in the discrimination of front-ends. Firstly, Cos, which is simple, achieves better performance than PLDA in certain situations, and PLDA gradually loses its dominance. In a series of VoxSRC [17–22], almost all participating teams use Cos rather than PLDA. PLDA is usually adopted in the previous SREs [23–29], whereas half of the participating teams use Cos instead of PLDA in the recent NIST SRE21 [30,31]. Thus, we wonder how to select back-ends for deep speaker embeddings to obtain better performance in various situations.

Secondly, it is noticed that the number of fully-connected layers in the segment-level part differs across studies, with some being one [17–20,30] and some being two [23–29], and embeddings distributions vary among layers. Some studies [32,33] ar-

gue that the distribution of DSEs is the major reason why PLDA does not work on DSEs. They constrain distributions to alleviate this problem, such as VAE [32], deep normalization [32], etc. There, we wonder whether the number of segment-level layers affects back-ends selection.

In the paper, by analyzing PLDA and the simplified PLDA log-likelihood ratio (LLR) in detail, we find that Gaussian assumption and utilizing the training data distribution are two major differences between PLDA and Cos. It is noticed that strong discrimination and non-Gaussianity are two major properties of DSEs, which are better for Cos. Because the Gaussian assumption is one of the most underlying assumptions of PLDA, non-Gaussianity of DSEs limits the performance of PLDA. While, utilizing the training data distribution leads PLDA to be more robust than Cos when encountering cross-domain problems. The variance of PLDA represents the discrimination in each dimension. PLDA assign different weights to different dimensions according to their variance to maintain robust in cross-domain situations. According to these, we conjecture that Cos is better in same-domain situations and PLDA is better in cross-domain situations. In addition, discrimination and non-Gaussianity of DSEs vary across the number of fully-connected (f_c) layers in the segment-level part, which further affects back-ends selection.

Finally, we conduct experiments on VoxCeleb and NIST SRE datasets in four application situations, single-/multi-domain training and same-/cross-domain test. Our experiments results validate our conjecture. In addition, we briefly conduct some validation and discussion on domain adaption algorithms.

2. PLDA and Deep Speaker Embeddings

2.1. PLDA

2.1.1. Revisiting PLDA

we consider the two-covariance form of the PLDA model:

$$P(x|y) = \mathcal{N}(x|y, \Phi_w) \quad P(y) = \mathcal{N}(y|m, \Phi_b) \quad (1)$$

Assume there exists a matrix $U = A^{-T}$ which diagonalizes both the covariance matrix of the between-class distribution Φ_b and the shared covariance matrix of the within-class distributions Φ_w of individual classes to Ψ and \mathcal{I} , i.e. $U^T \Phi_b U = \Psi$ and $U^T \Phi_w U = \mathcal{I}$. Then, the simplified model is written as:

$$x = m + Au \quad \text{where } u \sim \mathcal{N}(v, \mathcal{I}) \quad \text{and } v \sim \mathcal{N}(0, \Psi) \quad (2)$$

here, x represents examples, i.e. speaker embedding; v represents the class center; u represents an example of that class in the projected space. Members of the same class share the class variable v , and the class-conditional distributions have a common covariance matrix \mathcal{I} .

2.1.2. PLDA log-likelihood ratio

Given two speaker embeddings, x_1 and x_2 , PLDA provides the log-likelihood ratio between the same-speaker and different-speaker hypotheses, \mathcal{H}_1 and \mathcal{H}_0 . The PLDA LLR is given by:

$$LLR(x_1, x_2) = \log \frac{p(x_1, x_2 | \mathcal{H}_1)}{p(x_1, x_2 | \mathcal{H}_0)} \quad (3)$$

According to Eq.2, embedding, i.e., x , is preprocessed by:

$$u = A^{-1}(x - m) \quad (4)$$

Then, given the Ψ and \mathcal{I} are diagonal matrix, the PLDA LLR can be expressed entirely in terms of scalar operations:

$$\begin{aligned} LLR(x_1, x_2) &= \log \frac{\int \mathcal{N}(u_1; v, \mathcal{I}) \mathcal{N}(u_2; v, \mathcal{I}) \mathcal{N}(v; 0, \Psi) dv}{\mathcal{N}(u_1; 0, \Psi + \mathcal{I}) \mathcal{N}(u_2; 0, \Psi + \mathcal{I})} \\ &= \frac{1}{2} \sum_{i=1}^D \{c_i + m_i(2u_{1,i}u_{2,i} - \psi_i(u_{1,i} - u_{2,i})^2)\} \quad (5) \end{aligned}$$

$$\text{where : } c_i = -\log \frac{2\psi_i + 1}{(\psi_i + 1)^2}, m_i = \frac{\psi_i}{(2\psi_i + 1)(\psi_i + 1)}$$

$$\text{Cos}(x_1, x_2) = \sum_{i=1}^D x_{1,i}x_{2,i} \quad (6)$$

By referring to the derivations, it is easy to find that PLDA LLR can be expressed as a weighted sum of weighted Cos similarity and Euclidean distance, which considers test data similarity and the distribution of the training data.

In same-domain situations, it is clear that larger ψ_i is better because larger ψ_i means a lower score when speakers are different by deriving expectations for each dimension in Eq.7. Furthermore, due to $u \sim \mathcal{N}(v, \mathcal{I})$ and $v \sim \mathcal{N}(0, \Psi)$, it is obvious that the larger the value of Ψ , the better the PLDA discriminative capacity since within-class distribution is the identity matrix.

$$\begin{aligned} &E\left\{ \frac{\psi_i}{(2\psi_i + 1)(\psi_i + 1)} (2u_{1,i}u_{2,i} - \psi_i(u_{1,i} - u_{2,i})^2) \right\} \\ &= \begin{cases} \frac{\psi_i}{(2\psi_i + 1)(\psi_i + 1)} (2\psi_i - 2\psi_i) = 0 & \text{when } \mathcal{H}_1 \\ -\frac{2 * \psi_i^2 * (\psi_i + 1)}{(2\psi_i + 1)(\psi_i + 1)} & \text{when } \mathcal{H}_0 \end{cases} \quad (7) \end{aligned}$$

In cross-domain situations, according to Eq.5, i)the larger the testing data (u_i) variance, the better the discrimination, ii)the greater ψ_i , the heavier weight of the dimension in the score, iii)due to test data variance and PLDA variance are usually close, larger PLDA variance means more minor deviation, that is, more robust, because m_i in Eq.5 is positively correlated with $1/\psi_i$ if $\psi_i > 1$. Thus, PLDA may be more robust than Cos in cross-domain situations. The PLDA parameters $\{\mu, A, \Phi\}$ in the PLDA formula are optimal solutions in the training data space, thus, performance degradation is inevitable when encountering cross-domain problems unless the bias is the same in each dimension.

Here, one thing deserves to be stated. Compared to Cos, two major differences of PLDA are the underlying Gaussian assumption and usage of the training data distribution. Simple Gaussian assumptions of PLDA lead to desirable generalization but also limit the performance of DSEs. Utilizing the training data distribution improves the robustness but inevitably leads to performance degradation when encountering domain mismatch.

2.2. Deep speaker embeddings

As analyzed in the prior subsection, the distribution of embeddings has an influence on PLDA. Thus, we analyze the distribution of DSEs extracted from models with different (one or two) numbers of fully-connected layers in the segment-level part. For convenience, embeddings extracted from the model with one fc layer are denoted as $1fc$ embeddings, embeddings extracted from the first fc layer, away from the classification layer, are denoted as $2fc-1$ embeddings, the second layer is denoted as $2fc-2$ embeddings. As shown in Fig.1, the distribution of $2fc-2$

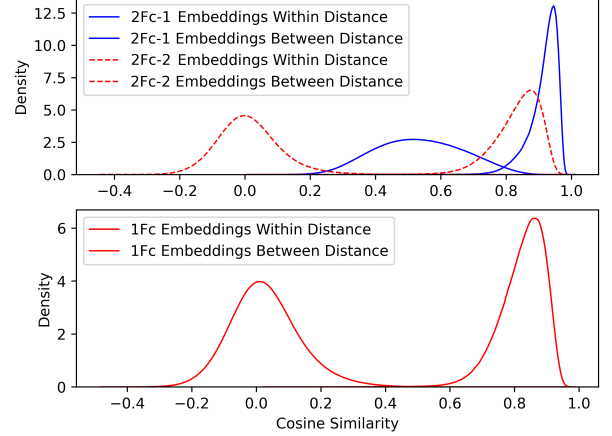


Figure 1: *Within and between distances for embeddings of CTS superset extracted from ResNet34 with different number of segment-level layers*

embeddings are similar and are quite different from $2fc-1$ embeddings, but they all have strong discrimination. Due to the compact distribution of $2fc-1$ embeddings, there is a significant overlap between intra- and inter-class distances. While no overlap exists for $1fc/2fc-2$ embeddings due to the strong constraints of loss function, indicating the latter is better for Cos. Since there is just a simple non-linear relationship between $2fc-1$ embeddings and $2fc-2$ embeddings, $2fc-1$ embeddings have a stronger speaker discrimination potential.

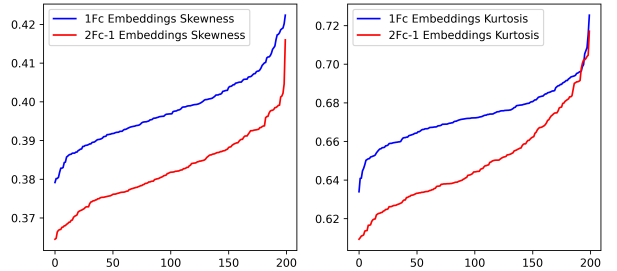


Figure 2: *Skewness and kurtosis of the intra-class distribution of CTS set embeddings extracted from ResNet34 after LDA*

As depicted in Fig.2, we compute the skewness and kurtosis of the within-class distribution of embeddings after LDA for each dimension. Closer to zero are the two values, more Gaussian is a distribution. It is clear that the distributions of DSEs are non-gaussian, and the distribution of $2fc-1$ embeddings is closer to Gaussian than $1fc$ (or $2fc-2$), showing that $2fc-1$ embeddings are better for PLDA.

2.3. Back-ends selection for different situations

Based on the analysis of the previous two subsections, we analyze the back-ends selection in different situations.

For the same-domain situations, since distributions are similar, the strong discrimination on the training set works perfectly on the test set, no matter what distribution they are. While the non-Gaussian distribution of DSEs causes great difficulty for PLDA and leads to a performance decrease. Study [32] shows that the contribution of PLDA for deep speaker embeddings is regularization rather than discrimination, that is, PLDA tends to discover some underlying speech codes that are intrinsically Gaussian and comparable across speakers. Although these codes may be more generalized, they are more likely to result in performance degradation on same-domain test. Thus, one conjecture can be made that $1fc/2fc-2+Cos$ gets better performance in same-domain situations.

For the cross-domain situations, the strong discrimination of DSEs on the training set is not robust or even harmful, so the performance of Cos is usually poor. The more diverse the training set, the better the performance of Cos. Compared to Cos, there are two advantages of PLDA. Firstly, the PLDA projected space constructed based on Gaussian assumptions is more generalizable. Secondly, more discriminative dimensions in the space are more robust to cross-domain. An important measure of cross-domain is whether the test data variance deviates from the training data in the PLDA projected space. Usually, the trend in variance with dimensions is similar for most domain data. Sec4.4 will present it in detail. Then, dimensions with larger PLDA variance, i.e. more discriminative, are more insensitive to variance variability between PLDA and test data to be more robust to cross-domain data. Therefore, the other conjecture can be made that $2fc-1+PLDA$ has a better performance in cross-domain situations.

3. Experiments Setting

We conduct experiments on four conditions, single/multi-domain training and same/cross-domain test. Model training is conducted on three training sets, (a) the VoxCeleb2 [34, 35] dev part, which contains speech from 5994 speakers. The experiments settings are same as [16]. No speech augmentation and voice activity detection (VAD) are used in the series of experiments. (b) NIST SRE CTS superset (CTS) [36], contains 6867 speakers. 81-dimensions fbanks spanning the frequency range 40-3800Hz are used and 3-dimensions pitch features are concatenated. All data are augmented by convolving with far-field Room Impulse Responses (RIRs) and adding noise from the MUSAN corpus. An energy-based and harmonics-based VAD is used to drop the non-speech frames. (c) CTS and Vox2Cat, which contain a total of 12861 speakers. Due to the short duration of speech from VoxCeleb2, we concatenate the subsegments belonging to the same original video into a unique segment, named as Vox2Cat. All audios are converted to 8kHz-16bit-PCM in WAV format files. Speech augmentation and VAD are the same as (b).

We evaluate our models on two series of sets, (i) Vox1-O/H, (ii)SRE21-dev&eval. The former test sets are well known, and we briefly introduce the latter, SRE21-dev&eval. Compared to the prior SREs, the key challenges of SRE21 are multi-channel and multi-language speaker recognition based on audio-from video and telephone speech segments, which cause extremely serious enrollment-test and training-test cross-domain problems. The SRE21 sets we used in all experiments are preprocessed by codec and denoise.

We conduct the experiments on two models, ResNet34 and ETDNN. ASP layer and circle loss [16] are used in all models. All models are trained with stochastic gradient de-

scendent and random chunk size. (a)-models interval is set to [200,400],[300-500] and [400,600], (b)- and (c)-models interval is set to [400,800], [600-1000], [800-1000/1200] in three training stages. The performance on the Vox series test set is gauged in terms of the EER, minDCF with $p_{target} = 0.01$, and the NIST SRE21 sets are gauged with EER and minimum $C_{primary}$, which are calculated with the default scripts [30].

4. Results and Analysis

In this section, we explore how to select back-ends in various situations by experiments, noting that Cos of $2fc$ uses $2fc-2$ embeddings, PLDA uses $2fc-1$ embeddings in all Tables¹.

4.1. single-domain training, same-domain test

We conduct the same-domain experiments on the VoxCeleb sets with ResNet34 and ETDNN with 512 channels.

Table 1: Results of Vox test sets when training data is Vox2

		Vox1-O		Vox1-H		
		EER	minDCF	EER	minDCF	
ResNet34	[9]	1.19	0.159	2.46	0.229	
	$1fc$	Cos	1.39	0.115	2.56	0.237
		PLDA	2.24	0.196	3.82	0.367
	$2fc$	Cos	1.92	0.191	3.28	0.287
		PLDA	1.45	0.182	2.67	0.260
	ETDNN	[9]	1.49	0.161	2.69	0.242
$1fc$		Cos	1.62	0.179	2.88	0.265
		PLDA	2.21	0.263	3.46	0.328
$2fc$		Cos	2.1	0.191	3.23	0.292
		PLDA	1.99	0.213	3.46	0.332

As shown in Table 1, three things can be observed: i) severe performance degradation is caused by adopting PLDA scoring on $1fc$ embeddings, compared to Cos, ii) PLDA scoring of $2fc-1$ embeddings is slightly better than Cos of $2fc-2$ embeddings, iii) the performance of Cos using $1fc$ embeddings is better than the performance of PLDA scoring using $2fc-1$ embeddings.

Thus, one rough conclusion can be drawn, in *single-domain training, same-domain test* conditions, the performance of Cos is better than PLDA. Considering simplicity and performance, Cos is a better choice. These things prove our analysis and conjectures. The reason why the performance of Cos of $2fc-2$ embeddings is worse than $1fc$ is information loss caused by ReLU activation functions. Using other activation functions partly alleviates degradation and gets better Cos performance but slightly damages PLDA scoring of $2fc-1$ embeddings.

4.2. Single-domain training, cross-domain test

we conduct experiments on the CTS with ResNet34 and ETDNN with 1024 channels. Models are evaluated on SRE21 dev&eval. Results are shown in Table 2 and no adaption is applied. Some different things happen compared to Sec4.1.

Firstly, PLDA scoring is significantly better than Cos in all conditions, about 4%-15% in $1fc$ and about 15%-30% in $2fc-1$ in term of $minC_p$. A larger improvement of PLDA in $2fc-1$ further proves our conjecture in Sec2.3. Secondly, although Cos

¹The performance of Cos using $2fc-1$ embeddings is unacceptable due to its compact distribution, and we do not present it. Also, since the distribution and PLDA scoring of $2fc-1$ embeddings is similar to $1fc$ embeddings, we also overlook it.

Table 3: Results of SRE21 & Vox test sets when training data is CTS and Vox2Cat

		sre21-dev		sre21-eval		vox1-O		Vox1-H			
		EER	minCp	EER	minCp	EER	mindcf	EER	mindcf		
ResNet34	1fc	Cos	8.39	0.589	8.47	0.506	Cos	2.15	0.247	3.63	0.312
		CTS-PLDA	7.40	0.634	8.29	0.632	Vox2-PLDA	1.94	0.294	3.86	0.386
	2fc	Cos	9.76	0.585	8.88	0.497	Cos	2.04	0.284	3.69	0.323
		CTS-PLDA	6.15	0.395	6.57	0.382	Vox2-PLDA	2.14	0.31	4.24	0.421
ETDNN	1fc	Cos	7.98	0.488	7.48	0.481	Cos	2.08	0.258	3.57	0.305
		CTS-PLDA	7.49	0.537	7.77	0.547	Vox2-PLDA	2.48	0.308	4.64	0.445
	2fc	Cos	8.49	0.563	8.19	0.505	Cos	2.47	0.295	4.07	0.345
		CTS-PLDA	7.05	0.445	7.37	0.502	Vox2-PLDA	2.53	0.319	4.68	0.464

Table 2: Results of SRE21 sets when training data is CTS

		SRE21-dev		SRE21-eval		
		EER	minCp	EER	minCp	
ResNet34	1fc	Cos	9.94	0.644	9.74	0.548
		PLDA	6.87	0.446	6.76	0.471
	2fc	Cos	13.27	0.719	12.27	0.621
		PLDA	6.58	0.423	6.97	0.434
ETDNN	1fc	Cos	10.00	0.586	9.65	0.553
		PLDA	9.26	0.576	8.59	0.532
	2fc	Cos	9.90	0.586	9.60	0.548
		PLDA	10.09	0.468	8.86	0.474

of 1fc is better than 2fc-1, the performance of PLDA scoring using 2fc-1 embeddings is slightly better than the performance of PLDA scoring using 1fc embeddings, and is the best compared to others in SRE21, about 8%-10% on minCp. Thus, a new conclusion could be drawn, in single-domain training, cross-domain test, PLDA is a better selection.

4.3. Multi-domain training

Results are presented in Table 3, PLDA for Vox sets is trained by Vox2 while that for SRE21 is trained by CTS. Three things worth noting: i) Although 2fc-1+PLDA is still the best in cross-domain situations, the improvements by PLDA is fewer than Sec4.2, and the performance of Cos using 1fc and 2fc-2 is better than Sec4.2. ii) Different from sec 4.2, slightly performance degradation is caused by PLDA for 1fc, and even get worse results than sec 4.2. This is puzzling and we will analyze it in later work. iii) PLDA causes universal performance degradation in the same-domain test, either in 1fc or 2fc. Thus far, we conclude that Cos with 1fc is better in same-domain situations and PLDA with 2fc-1 is better in cross-domain situations.

4.4. Domain adaption analysis

As discussed in Sec2.1, differences between PLDA variance and test data variance reflects the domain mismatch. As seen

Table 4: Results of SRE21 after adaption when training data is CTS and Vox2cat

		SRE21-dev		SRE21-eval	
		EER	minCp	EER	minCp
ResNet34	coral	8.72	0.418	7.33	0.432
	coral+	5.88	0.321	4.99	0.330
ETDNN	coral	9.91	0.459	8.34	0.498
	coral+	6.15	0.364	5.82	0.394
ResNet34 [31]		6.10	0.377	—	—
ECAPA [31]		5.94	0.352	—	—

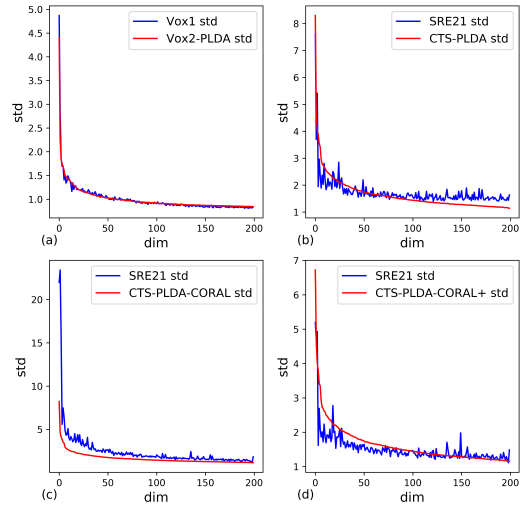


Figure 3: Std of test data and PLDA for ResNet34

in Fig.3 (a)&(b), the variance of Vox1 sets and Vox2 training data are approximately consistent, while SRE21 sets and CTS training sets are quite different, especially at lower variance. The standard deviation is used in Fig. 3 to enlarge differences.

Thus, the main role of back-ends adaption methods is to align training-test statistics, mean and variance. The CORAL algorithm [37], which is simple, focus on aligning the covariance between different domain embeddings by whitening and re-colouring. They can be equivalently applied to back-ends since operations are linear. A major issue of the CORAL algorithm is that it is overconfidence in in-domain data distribution, especially with limited in-domain data. Considering these, the CORAL+ algorithm introduces interpolation and regularization. Since larger PLDA variance means less deviation, as analyzed in Sec2.1. Thus, one max() operator is introduced in the CORAL+ algorithm [38]. Fig.3 (c)&(d) shows the variance after CORAL and CORAL+. It is found that the lower variances are aligned by CORAL+, while CORAL does not work. PLDA results after adaption are displayed in Table 4. The CORAL+ achieve about 15%-20% improvements on minCp.

5. Conclusions

The paper systematically explores back-ends selection for DSEs in different situations by theory analysis and experiments validation. By analyzing PLDA and the properties of DSEs, we conjecture that Cos is better in same-domain situations and PLDA is better in cross-domain situations. Then, we validate our conjecture by conducting experiments on VoxCeleb and CTS. Differences between the variances of PLDA and test data cause performance degradation in cross-domain situations.

6. References

- [1] N. Dehak, P. J. Kenny, R. Dehak, P. Dumouchel, and P. Ouellet, "Front-end factor analysis for speaker verification," *IEEE Transactions on Audio, Speech, and Language Processing*, vol. 19, no. 4, pp. 788–798, 2010.
- [2] S. Ioffe, "Probabilistic linear discriminant analysis," in *European Conference on Computer Vision*. Springer, 2006, pp. 531–542.
- [3] P. Kenny, "Bayesian speaker verification with heavy tailed priors," *Proc. Odyssey 2010*, 2010.
- [4] D. Snyder, D. Garcia-Romero, D. Povey, and S. Khudanpur, "Deep neural network embeddings for text-independent speaker verification," in *Proc. Interspeech 2017*, 2017, pp. 999–1003.
- [5] D. Snyder, D. Garcia-Romero, G. Sell, A. McCree, D. Povey, and S. Khudanpur, "Speaker recognition for multi-speaker conversations using x-vectors," in *ICASSP 2019-2019 IEEE International Conference on Acoustics, Speech and Signal Processing (ICASSP)*. IEEE, 2019, pp. 5796–5800.
- [6] W. Cai, J. Chen, and M. Li, "Exploring the encoding layer and loss function in end-to-end speaker and language recognition system," in *Proc. Odyssey 2018 The Speaker and Language Recognition Workshop*, 2018, pp. 74–81.
- [7] N. Li, D. Tuo, D. Su, Z. Li, D. Yu, and A. Tencent, "Deep discriminative embeddings for duration robust speaker verification," in *Interspeech*, 2018, pp. 2262–2266.
- [8] S. Gao, M. M. Cheng, K. Zhao, X. Y. Zhang, M. H. Yang, and P. H. S. Torr, "Res2net: A new multi-scale backbone architecture," *IEEE Transactions on Pattern Analysis and Machine Intelligence*, pp. 1–1, 2019.
- [9] B. Desplanques, J. Thienpondt, and K. Demuynck, "Ecapa-tdnn: Emphasized channel attention, propagation and aggregation in tdnn based speaker verification," *Proc. Interspeech 2020*, pp. 3830–3834, 2020.
- [10] K. Okabe, T. Koshinaka, and K. Shinoda, "Attentive statistics pooling for deep speaker embedding," *Proc. Interspeech 2018*, pp. 2252–2256, 2018.
- [11] Y. Tang, G. Ding, J. Huang, X. He, and B. Zhou, "Deep speaker embedding learning with multi-level pooling for text-independent speaker verification," in *ICASSP 2019-2019 IEEE International Conference on Acoustics, Speech and Signal Processing (ICASSP)*. IEEE, 2019, pp. 6116–6120.
- [12] Z. Wang, K. Yao, X. Li, and S. Fang, "Multi-resolution multi-head attention in deep speaker embedding," in *ICASSP 2020-2020 IEEE International Conference on Acoustics, Speech and Signal Processing (ICASSP)*. IEEE, 2020, pp. 6464–6468.
- [13] Y. Liu, L. He, and J. Liu, "Large margin softmax loss for speaker verification," *arXiv preprint arXiv:1904.03479*, 2019.
- [14] D. Zhou, L. Wang, K. A. Lee, Y. Wu, M. Liu, J. Dang, and J. Wei, "Dynamic margin softmax loss for speaker verification," *Proc. Interspeech 2020*, pp. 3800–3804, 2020.
- [15] S. Wang, Z. Huang, Y. Qian, and K. Yu, "Discriminative neural embedding learning for short-duration text-independent speaker verification," *IEEE/ACM Transactions on Audio, Speech, and Language Processing*, vol. 27, no. 11, pp. 1686–1696, 2019.
- [16] R. Xiao, X. Miao, W. Wang, P. Zhang, B. Cai, and L. Luo, "Adaptive Margin Circle Loss for Speaker Verification," in *Proc. Interspeech 2021*, 2021, pp. 4618–4622.
- [17] D. Garcia-Romero, A. McCree, D. Snyder, and G. Sell, "Jhu-hltcoe system for the voxsrc speaker recognition challenge," in *ICASSP 2020 - 2020 IEEE International Conference on Acoustics, Speech and Signal Processing*, 2020, pp. 7559–7563.
- [18] J. Thienpondt, B. Desplanques, and K. Demuynck, "The idlab voxceleb speaker recognition challenge 2020 system description," *arXiv preprint arXiv:2010.12468*, 2020.
- [19] W. Wang, D. Cai, X. Qin, and M. Li, "The dku-dukeeece systems for voxceleb speaker recognition challenge 2020," *arXiv preprint arXiv:2010.12731*, 2020.
- [20] L. Zhang, H. Zhao, Q. Meng, Y. Chen, M. Liu, and L. Xie, "Beijing zkj-npu speaker verification system for voxceleb speaker recognition challenge 2021," *arXiv preprint arXiv:2109.03568*, 2021.
- [21] N. Brummer, L. Burget, O. Glembek, P. Matejka, L. Mošner, O. Novotný, O. Plchot, J. Rohdin, A. Silnova, T. Stafylakis *et al.*, "But+ omilia system description voxceleb speaker recognition challenge 2020,"
- [22] J. Wang, F. Tong, Z. Chen, L. Li, Q. Hong, and H. Zhou, "Xmuspeech system for voxceleb speaker recognition challenge 2021," *arXiv preprint arXiv:2109.02549*, 2021.
- [23] K. A. Lee, V. Hautamaki, T. Kinnunen, H. Yamamoto, K. Okabe, V. Vestman, J. Huang, G. Ding, H. Sun, A. Larcher *et al.*, "14u submission to nist sre 2018: Leveraging from a decade of shared experiences," *arXiv preprint arXiv:1904.07386*, 2019.
- [24] K. A. Lee, K. Okabe, H. Yamamoto, Q. Wang, L. Guo, T. Koshinaka, J. Zhang, K. Ishikawa, and K. Shinoda, "Nec-tt speaker verification system for sre'19 cts challenge," in *INTERSPEECH*, 2020, pp. 2227–2231.
- [25] J. Villalba, N. Chen, D. Snyder, D. Garcia-Romero, A. McCree, G. Sell, J. Borgstrom, F. Richardson, S. Shon, F. Grondin *et al.*, "State-of-the-art speaker recognition for telephone and video speech: the jhu-mit submission for nist sre18," 2019.
- [26] R. Li, T. Liang, D. Song, Y. Liu, Y. Wu, C. Xu, P. Ouyang, X. Zhang, X. Chen, W. Zhang *et al.*, "Thuee system for nist sre19 cts challenge," in *INTERSPEECH*, 2020, pp. 2232–2236.
- [27] R. Li, D. Chen, and W. Zhang, "Voiceai systems to nist sre19 evaluation: Robust speaker recognition on conversational telephone speech," in *ICASSP 2020-2020 IEEE International Conference on Acoustics, Speech and Signal Processing (ICASSP)*. IEEE, 2020, pp. 6459–6463.
- [28] J. Alam, G. Boulianne, O. Glembek, A. D. Lozano, P. Matejka, P. Mizera, J. Monteiro, L. Mošner, O. Novotný, O. Plchot *et al.*, "Abc nist sre 2019 cts system description," *Proceedings of NIST*, pp. 1–6, 2019.
- [29] S. Ramoji, P. Krishnan, B. Mysore, P. Singh, and S. Ganapathy, "Leap system for sre 2019 cts challenge-improvements and error analysis," in *Proc. Odyssey 2020 The Speaker and Language Recognition Workshop*, 2020, pp. 281–288.
- [30] O. Sadjadi, C. Greenberg, E. Singer, L. Mason, and D. Reynolds, "Nist 2021 speaker recognition evaluation plan," 2021.
- [31] A. Avdeeva, A. Gusev, I. Korsunov, A. Kozlov, G. Lavrentyeva, S. Novoselov, T. Pekhovsky, A. Shulipa, A. Vinogradova, V. Volokhov *et al.*, "Stc speaker recognition systems for the nist sre 2021," *arXiv preprint arXiv:2111.02298*, 2021.
- [32] X. Wang, L. Li, and D. Wang, "Vae-based domain adaptation for speaker verification," in *2019 Asia-Pacific Signal and Information Processing Association Annual Summit and Conference (APSIPA ASC)*, 2019, pp. 535–539.
- [33] Y. Cai, L. Li, A. Abel, X. Zhu, and D. Wang, "Deep normalization for speaker vectors," *IEEE/ACM Transactions on Audio, Speech, and Language Processing*, vol. 29, pp. 733–744, 2021.
- [34] A. Nagrani, J. S. Chung, and A. Zisserman, "Voxceleb: a large-scale speaker identification dataset," *arXiv preprint arXiv:1706.08612*, 2017.
- [35] J. S. Chung, A. Nagrani, and A. Zisserman, "VoxCeleb2: Deep Speaker Recognition," in *Proc. Interspeech 2018*, 2018, pp. 1086–1090.
- [36] S. O. Sadjadi, "Nist sre cts superset: A large-scale dataset for telephony speaker recognition," *arXiv preprint arXiv:2108.07118*, 2021.
- [37] B. Sun, J. Feng, and K. Saenko, "Return of frustratingly easy domain adaptation," in *Proceedings of the AAAI Conference on Artificial Intelligence*, vol. 30, no. 1, 2016.
- [38] K. A. Lee, Q. Wang, and T. Koshinaka, "The coral+ algorithm for unsupervised domain adaptation of plda," in *ICASSP 2019-2019 IEEE International Conference on Acoustics, Speech and Signal Processing (ICASSP)*. IEEE, 2019, pp. 5821–5825.