

Universe-inspired Supervised Contrastive Learning

Aiyang Han and Songcan Chen✉

Abstract—Mixup is an efficient data augmentation method which generates additional samples through respective convex combinations of original data points and labels. Although being theoretically dependent on data properties, Mixup is reported to perform well as a regularizer and calibrator contributing reliable robustness and generalization to neural network training. In this paper, inspired by Universe Learning which uses out-of-class samples to assist the target tasks, we investigate Mixup from a largely under-explored perspective - the potential to generate in-domain samples that belong to none of the target classes, that is, *universe*. We find that in the framework of supervised contrastive learning, universe-style Mixup produces surprisingly high-quality hard negatives, greatly relieving the need for a large batch size in contrastive learning. With these findings, we propose **Universe-inspired Contrastive learning (UniCon)**, which incorporates Mixup strategy to generate universe data as *g-negatives* and pushes them apart from anchor samples of the target classes. Our approach not only improves Mixup with hard labels, but also innovates a novel measure to generate universe data. With a linear classifier on the learned representations, our method achieves 81.68% top-1 accuracy on CIFAR-100, surpassing the state of art by a significant margin of 5% with a much smaller batch size, typically, 256 in UniCon vs. 1024 in SupCon [1] using ResNet-50.

Index Terms—Contrastive Learning, Supervised Learning, Universe, Mixup.

1 INTRODUCTION

As a strong augmentation technique in supervised learning, Mixup has empirically and theoretically been proved to boost the performance of neural networks with its regularization power [2], [3], [4]. Despite its reliable performance, Mixup is also reported to strengthen deep models with better calibration [5], robustness [6], [7] and generalization [6], thus being widely used in adversarial training [4], domain adaptation [8], imbalance problems [9] and so on. However, as Mixup-style training depends heavily on data properties [10], on certain cases, chances are that traditional Mixup labels cannot correctly describe the augmented data. These labels, when taken as the ground truth, may provide *unreliable supervision* for learners.

Universe learning allows us to see Mixup in a new light. Introduced by [11], [12], universe is referred to as in-domain samples that belong to none of the target classes in classification. In universe learning, usually a new dataset of universe is introduced to assist classification of the target dataset (e.g. hand-written letters are introduced to help classify hand-written digits) [13], [14], [15]. Although universe data cannot be assigned to the classes in question, they still can be constructed into a regularization term so as to improve the model performance with their domain knowledge and negativity [12]. From the perspective of universe learning, here comes a natural question: instead of using the linear interpolations of original labels, why don't we assign Mixup samples to a generalized negative class? Just as humans may perceive, if an animal is half dog and half cat, it is actually of neither species. As is shown in Fig. 1(a), universe-style Mixup regards the Mixup image

as neither dog nor cat, but rather a *universe* data point. With this approach, models can be free from the concern of unreliable ground truth labels in Mixup. What's more, the combination of universe learning and Mixup also introduces a *new way to acquire universe data*, which extends universe learning to fully-supervised setting. Compared with foreign samples such as hand-written letters in the classification of hand-written digits, universe data produced by Mixup are semantically closer to target data, which may provide better regularization effects in training.

Recently, contrastive learning has greatly boosted deep learning via pulling together positive sample pairs and separating negative pairs in the embedding space [1], [16], [17], [18], [19]. Early contrastive models only take augmentations of the same image as positive pairs, while treating all other sample pairs as negative pairs [16], [17]. Specially, SupCon model extended contrastive learning to the fully-supervised setting by including samples from the same class into positives for each anchor sample [1].

Although contrastive learning and Mixup both improve the performance of supervised learning, the combination of the two can be especially difficult due to their opposite ways of organizing data. While Mixup softly assigns augmented data to multiple classes [20], contrastive learning requires hard labels to compute the contrastive loss. A few attempts have been made to conjoin contrastive learning and Mixup either by designing a Mixup version of InfoNCE loss [21] or by using the naïve addition of the InfoNCE loss and the Mixup-style cross entropy loss [22]. A better exploration might be MoChi [23], which applies Mixup only to the hard negatives in the memory bank so as to acquire more and harder negatives. However, these methods pay more attention to softening the contrastive learning rather than innovating Mixup strategy, ignoring the innate potential of

• A. Han and S. Chen✉ are with Nanjing University of Aeronautics and Astronautics.

✉Corresponding author: s.chen@nuaa.edu.cn

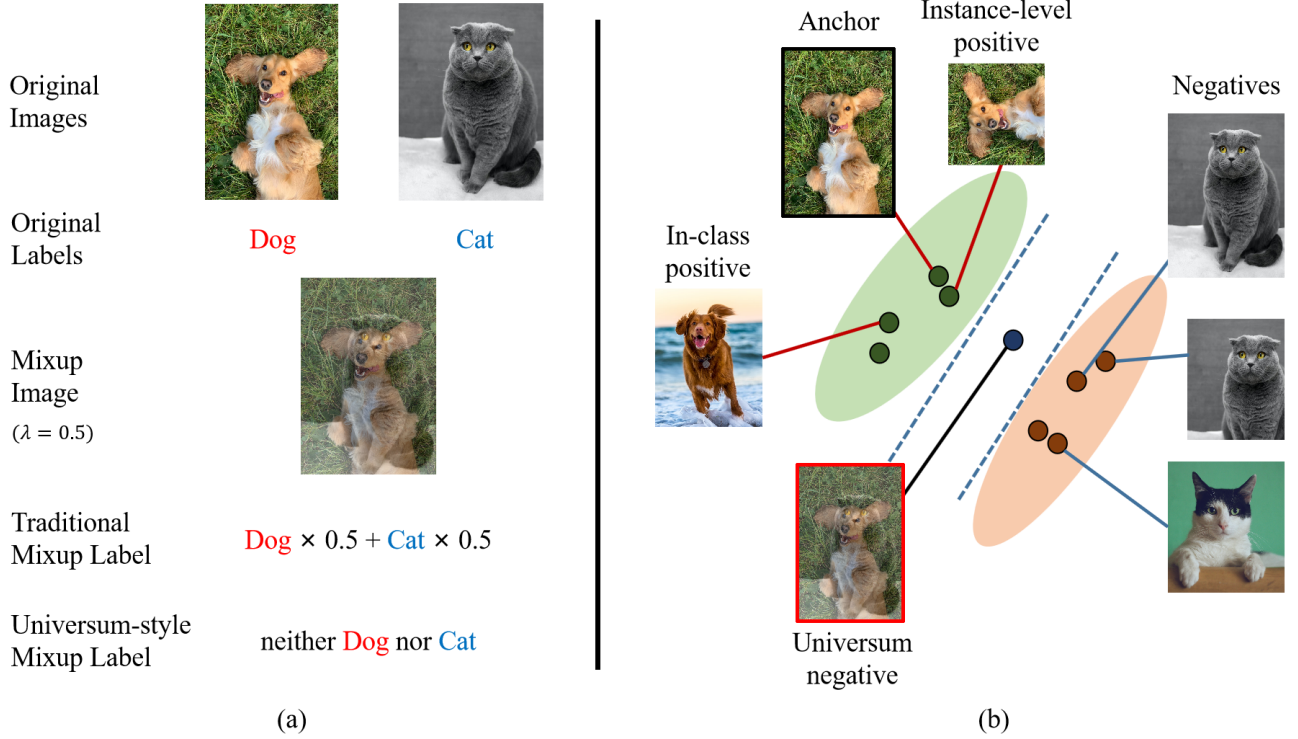


Fig. 1: The intuition behind our model. **(a)**: When processing Mixup labels, traditional method uses the mixture of original labels, but universum-style method regards Mixup data points as belonging to neither of the original classes, thus assigning the new points to a generalized negative class which is compulsorily limited to some desired region. **(b)**: In the framework of supervised contrastive learning, universum-style Mixup images can serve as negative samples for all anchor samples of the target classes. By pushing these g-negatives (universum data) apart from other data points, the model can better separate images from different classes.

Mixup to produce negative samples.

In this paper, inspired by universum learning, we introduce a novel measure to combine contrastive learning and Mixup with the simple idea that *Mixup samples could be hard negatives*. Following the framework of supervised contrastive learning, we go a step further to include Mixup images into the contrastive loss by viewing them as *g-negatives* - universum data which are negative to the global dataset - in contrast with traditional negatives that are negative for a limited group of anchor samples. As is shown in Fig. 1(b), we incorporate Mixup to generate g-negatives and push them apart from anchor samples of the target classes. For each anchor sample, a contrast sample is chosen from other classes to synthesize a universum data point, which helps establish clearer margins among different instances as well as different classes. Since traditional Mixup strategy that samples the Mixup parameter from Beta distribution [2] may generate samples semantically close to a target class, we fix the Mixup parameter to a constant, thereby driving the synthesized universum data out of the regions of target classes in the data space. Although the idea is simple, there is no prior knowledge on how to contrast these universum negatives with anchor samples. We design a small-scale contrast loss and a large-scale contrast loss, and empirically show that the large-scale contrast loss achieves better performance on datasets. Please note that here “large-

scale” and “small-scale” refer to the scale of contrast rather than the training batch size. Indeed, our training batch size is much smaller than that of other contrastive models [1], [16]. Our use of universum data spares us the efforts for hard negative mining, as Mixup samples naturally become hard negatives with their visual ambiguity.

Our work provides an effective method for fully-supervised learning and can be applied to other contrastive learning methods in need of large amounts of negatives. We validate the performance of UniCon on a range of datasets. On ResNet-50 [24], UniCon achieves 81.68% top-1 accuracy on CIFAR-100 and 97.23% on CIFAR-10 [25], which surpasses the state of art [1] by 1.23% and 5.18% respectively. Our main contributions are as follows:

- We investigate Mixup from the perspective of universum learning, thus unearthing Mixup’s potential of generating samples that lie in the same domain as the target data yet belong to none of the target classes. We dig out Mixup as a novel measure to acquire universum data from a fully supervised dataset.
- We introduce Universum-inspired Contrastive learning (UniCon), which incorporates Mixup to generate universum data as g-negatives and pushes them apart from anchor samples of the target classes. Different from other contrastive models where the negativity of samples varies with anchors, g-negatives in

our model are negative to the global dataset. To our best knowledge, this is the first time that Mixup is used to produce a generalized negative class.

- We find that in the framework of supervised contrastive learning, Mixup samples can work surprisingly good as hard negatives.
- We show that our model can achieve outstanding performance on a range of datasets with a relatively small-scale neural network as well as a smaller batch size.

2 RELATED WORKS

In this section, we will give a brief introduction of Mixup, universum learning and contrastive learning, as well as their relation to our method.

2.1 Mixup

Since Mixup was proposed by [2], it has been widely accepted as an effective and efficient measure for deep training [3], [4]. Despite Mixup’s outstanding performance, recently the foundations of Mixup have also been scrutinized in theory. [3] theoretically proves that Mixup is a strong regularizer and equals to a standard empirical risk minimization estimator in the face of noises. [5] focuses on Mixup’s effects of improving calibration and predictive uncertainty. [6] gives a theoretical explanation on how Mixup contributes to robustness and generalization of deep models. While Mixup is empirically and theoretically proved a reliable method, [10] demonstrates its data dependency by computing a closed form for the Mixup-optimal classification, and thereby providing a failure case of Mixup. This failure case indicates that Mixup could also be misleading as the synthesized data points are still softly connected with the original labels. Our method intends to disconnect the Mixup data from all known classes so that the additional domain knowledge could be learned without misleading information.

2.2 Universum Learning

Universum was introduced by Vapnik as “an alternative capacity concept to the large margin approach”, which indicates a group of samples that cannot be assigned to any target class in classification [11]. Universum learning is mostly explored as a new research scenario where a relevant dataset is introduced to assist the tasks on the target dataset. [12] has theoretically proved that the use of universum data could benefit Support Vector Machines (SVM) with regularization effects. Inspired by universum learning, our model, instead of importing a dataset, generates a group of universum samples from the target dataset to assist classification.

2.3 Contrastive Learning

Contrastive learning learns deep representations through contrasting positive sample pairs against negative ones. The definition of positive and negative pairs varies with different contrastive models. SimCLR [16] and MoCo [17] only admit augmentations of the same image as positive pairs,

while cluster-based methods like SupCon [1] and SwAV [18] also give in-class positives a pass. While classical contrastive models use the InfoNCE loss [26], more contrastive losses have flourished. For example, Barlow Twins [19] aims to reduce data redundancy with a cross-correlation matrix, while BYOL [27] strengthens the consistency among views by predicting the second view from the first one.

Several attempts have been made to construct Mixup-style contrastive models [21], [22], [23], [28]. Mixco [21] pulls Mixup data towards their original images in a Mixup way, while MoChi [23] uses Mixup only on the hard negatives to capture the hardest negatives. In the unsupervised setting, Un-Mix [28] only mixes the images, closing the distance among the Mixup image and an augmented version of Mixup data. Different from them, UniCon does not combine Mixup and contrastive learning in a naïve way. Instead, we delve into the nature of hard negatives, adopting Mixup as a way of hard negative generation. In this way, we not only train a more effective model, but also relieve the need for a large batch size in contrastive learning as is shown in the latter experimental results.

3 METHOD

This section begins with a brief introduction of self-supervised and supervised contrastive losses, after which we present universum-style Mixup method. Then, with the g-negatives produced by Mixup, small-scale and large-scale UniCon losses are proposed, while the latter is empirically proved to be a better one.

Following the framework of [1], our approach is in nature a representation learning method. A deep encoder f is adopted to learn the representations of target samples through minimizing a proposed loss. With N being the batch size, each data point and its label are denoted by x_k and y_k ($k = 1, 2, \dots, N$), while the corresponding augmented sample and its label is denoted by \tilde{x}_k and \tilde{y}_k ($k = 1, 2, \dots, 2N$). Note that \tilde{x}_{2k-1} and \tilde{x}_{2k} are two transformed augmentations derived from x_k , thus $\tilde{y}_{2k-1} = \tilde{y}_{2k} = y_k$. Since most of our operations are performed on the augmented set, we will refer to this set of $2N$ samples as “a training batch” in the following part. The framework of UniCon is depicted in Fig. 2.

3.1 Contrastive Loss

Our proposed method is based on contrastive learning. As the most used contrastive loss, InfoNCE loss [26] draws positive pairs close to each other while separating the negative ones. InfoNCE loss is defined in this form:

$$L_{contrast} = -\frac{1}{2N} \sum_{i=1}^{2N} \log \frac{\exp(z_i \cdot z_{p(i)}/\tau)}{\sum_{k \neq i} \exp(z_i \cdot z_k/\tau)}, \quad (1)$$

where $z_i = f(\tilde{x}_i)$ represents the normalized deep embedding for each data point, τ is a temperature parameter, and $p(i)$ indicates a *positive* for anchor i while the rest indices are *negatives*.

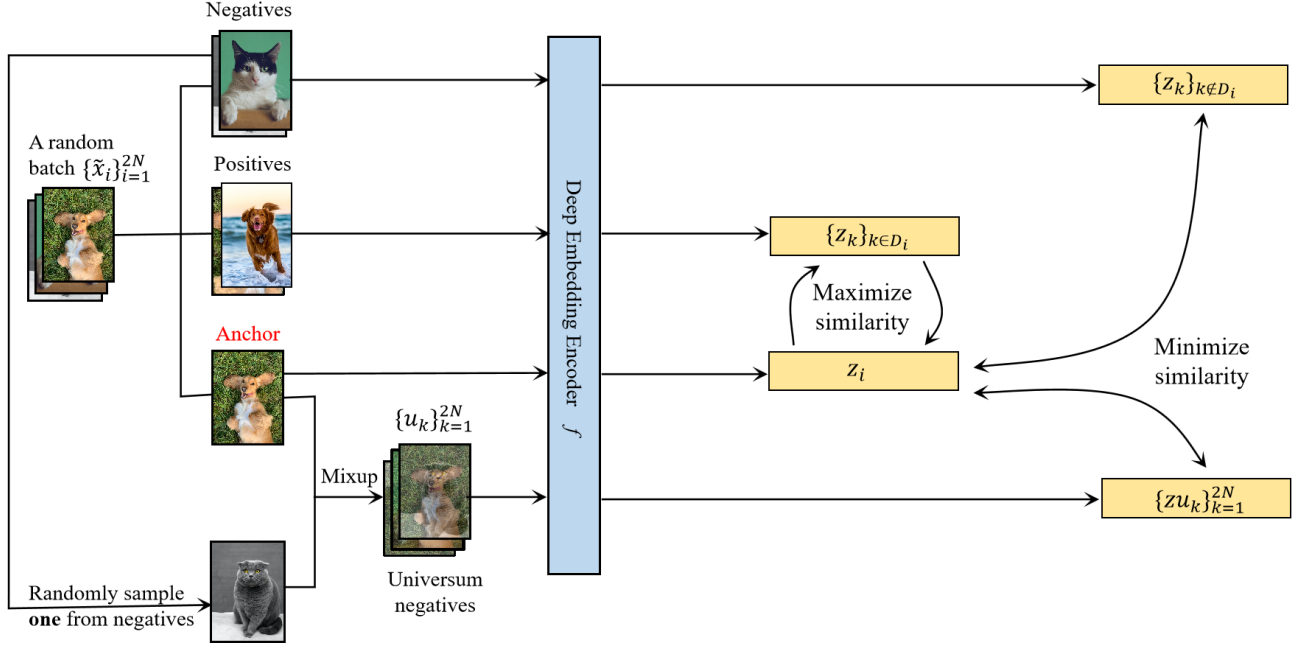


Fig. 2: An overview of UniCon.

Considering that Eq. 1 does not encode the label information, SupCon loss [1] involves in-class samples into the positives:

$$L_{sup} = \sum_{i=1}^{2N} \frac{-1}{|D_i|} \sum_{d \in D_i} \log \frac{\exp(z_i \cdot z_d / \tau)}{\sum_{k \neq i} \exp(z_i \cdot z_k / \tau)}, \quad (2)$$

where $D_i \equiv \{k | k \in \{1, 2, \dots, 2N\}, k \neq i, \tilde{y}_k = \tilde{y}_i\}$ is a set of indices that refer to samples in the same class with i , and $|D_i|$ denotes the capacity of the set. Both two losses pay limited attention to negative pairs, simply recycling the non-positive sample pairs.

3.2 Universum-style Mixup

Motivated by universum learning, universum-style Mixup intends to provide a set of additional negatives to boost the performance of contrastive learning. It is assumed that by rejecting visual ambiguity, classes can be better separated with margins among them. Just like traditional Mixup method, Universum-style Mixup convexly combine each anchor sample \tilde{x}_i in a training batch, and its out-of-class negative $\tilde{x}_{q(i)}$ to generate a universum negative u_i . Different from traditional Mixup strategy, in our approach the Mixup parameter λ is set to a certain number rather than randomly sampled from Beta distribution. Moreover, for each anchor sample in the training batch, an image is randomly chosen from the samples that do not belong to the same class with the anchor, after which the random image and the anchor are mixed to generate a universum data point. By doing so, we minimize the possibility of the universum data falling into the regions of target classes in the data space, thereby ensuring the negativity of g-negatives in a

more principled way. The universum is acquired through the following process:

$$u_i = \lambda \cdot \tilde{x}_i + (1 - \lambda) \cdot \tilde{x}_{q(i)}, \quad i = 1, 2, \dots, 2N, \quad (3)$$

where $q(i)$ is randomly chosen from $\cup_{k \neq i} D_k$ and λ is the Mixup parameter. In the remainder of this paper, u_i will be referred to as a “g-negative” and \tilde{x}_i will be referred to as its “anchor”. Please note that universum-style Mixup does not mix the labels, and therefore the synthesized samples should belong to, if any, a generalized negative class. By doing so, our method completely drops the effect of label smoothing in Mixup [3], in return earning a group of samples with hard labels.

The expectation of u_i is the mixture of \tilde{x}_i and all of its out-of-class negatives.

$$E(u_i) = \lambda \tilde{x}_i + (1 - \lambda) E(\tilde{x}_{q(i)}) \quad (4)$$

$$= \lambda \tilde{x}_i + (1 - \lambda) \frac{\sum_{k \notin D_i} \tilde{x}_k}{2N - |D_i|} \quad (5)$$

Therefore, u_i can be viewed as sampled from the classification boundaries in all directions with respect to \tilde{x}_i . Compared to traditional Mixup data which are regarded as pseudo images with soft labels, universum-style Mixup images can be better interpreted as true data that belong to a generalized negative class so as to provide guidance for training with more reliability.

3.3 Universum-inspired Supervised Contrastive Learning

In this paper, our approach introduces a set of universum data (which has been elaborated in Eq. 3) into the contrastive loss. Here two solutions (large-scale loss and small-scale loss) of such combination are presented in the following

TABLE 1: Ablation study with ResNet-18 of a batch size of 256 on CIFAR-100 (in percentage %).

Baseline	Top-1 Accuracy
L_{sup}	70.46
L_{UniCon}^{small}	69.16
L_{UniCon}^{large}	78.88

equations. Again, we need to clarify that “large-scale” and “small-scale” only refer to the contrast scale rather than the batch size of data.

$$L_{UniCon}^{small} = \sum_{i=1}^{2N} \frac{-1}{|D_i|} \sum_{d \in D_i} \log \frac{\exp(z_i \cdot z_d / \tau)}{\sum_{k \neq i} \exp(z_i \cdot z_k / \tau) + \exp(z_i \cdot z_{u_i} / \tau)} \quad (6)$$

$$L_{UniCon}^{large} = \sum_{i=1}^{2N} \frac{-1}{|D_i|} \sum_{d \in D_i} \log \frac{\exp(z_i \cdot z_d / \tau)}{\sum_{k \neq i} \exp(z_i \cdot z_k / \tau) + \sum_{k=1}^{2N} \exp(z_i \cdot z_{u_k} / \tau)} \quad (7)$$

In both equations, u_i is generated according to Eq. 3, and $z_{u_k} = f(u_k)$ denotes the normalized encoded representation of u_k . Specially, Eq. 6 only contrasts u_i with its anchor \tilde{x}_i , while Eq. 7 contrasts the whole set of $\{u_k\}_{k=1}^{2N}$ with every anchor sample. Although contrastive models are notoriously in favor of large amounts of negative pairs, it is yet not very clear which solution is better. [29] has demonstrated the problem of “manifold intrusion” in Mixup (e.g. an image of number “1” and image of number “2” are mixed into a image that somewhat looks like number “8”), can also appear in our universum-style Mixup. Such manifold intrusion, in the framework of contrastive learning, could be avoided by contrasting the universum negative only with its anchor, which is in line with L_{UniCon}^{small} . On the other hand, L_{UniCon}^{large} bets on the effects of large-scale contrast.

Table. 1 empirically demonstrates that L_{UniCon}^{large} works better than L_{UniCon}^{small} , indicating that absolute large-scale contrast prevails. The performance of L_{UniCon}^{small} is even worse than the loss without the extra g-negatives, which implies that large-scale contrast is crucial for utilizing the universum data. Therefore, in the following part of this paper, L_{UniCon}^{large} would be referred to as UniCon loss L_{UniCon} . Based on these findings, our method generalizes better to the test set for the following reasons:

Noise injection. In the aforementioned situation, our method injects noises to the training data (e.g. anchors in class “8” regard number “8” synthesized by “1” and “2” as a negative sample). On the one hand, such technique is widely used in adversarial training as well as contrastive learning to learn a more robust model [30], [31], [32]. On the other hand, these noises, only playing the role of g-negatives, do not dominate the optimizing trend of the whole model.

Large-scale contrast. UniCon loss generates a group of universum data which are contrasted with all the anchor samples in the training batch. With more negatives used in contrast, the model can better discriminate positives from noise (negatives) [1], [33] with stronger robustness [34].

3.4 Theoretical Analysis

With analysis on gradients, we intend to show that UniCon loss not only has the effect of hard negative mining, but

also helps maintain large margins among different classes. Following [1], we calculate the gradients of $L_{UniCon,i}$ with respect to z_i . The gradient can be written in the following form:

$$\frac{\partial L_{UniCon,i}}{\partial z_i} = \frac{1}{\tau} \left\{ \underbrace{\sum_{d \in D_i} z_d \left(-\frac{1}{|D_i|} + P_d \right)}_{grad_p} + \underbrace{\sum_{n \notin D_i} z_n P_n}_{grad_n} + \underbrace{\sum_{k=1}^{2N} z_{u_k} P_{U_k}}_{grad_g} + G \right\} \quad (8)$$

where we define:

$$P_k = \frac{\exp(z_i \cdot z_k / \tau)}{\sum_{j \neq i} \exp(z_i \cdot z_j / \tau) + \sum_{j=1}^{2N} \exp(z_i \cdot z_{u_j} / \tau)} \quad (9)$$

$$P_{U_k} = \frac{\exp(z_i \cdot z_{u_k} / \tau)}{\sum_{j \neq i} \exp(z_i \cdot z_j / \tau) + \sum_{j=1}^{2N} \exp(z_i \cdot z_{u_j} / \tau)} \quad (10)$$

$$G = \frac{z_i \sum_{k=1}^{2N} \exp(z_i \cdot z_{u_k} / \tau) \frac{\partial z_{u_k}}{\partial z_i}}{\sum_{j \neq i} \exp(z_i \cdot z_j / \tau) + \sum_{j=1}^{2N} \exp(z_i \cdot z_{u_j} / \tau)} \quad (11)$$

The gradient can be divided into four parts: gradient of positives $grad_p$, gradient of negatives $grad_n$, gradient of universum negatives $grad_u$, and universum gradient G . In line with [1], UniCon loss also inherits the inner ability of hard negative mining. Here we show it with $grad_n$. When a negative representation z_n is hard, $z_i \cdot z_n \approx 1$, otherwise $z_i \cdot z_n \approx 0$. Apparently, the harder z_n is, the larger P_n becomes, and therewith the greater its influence towards the optimization. $grad_u$ has the same effect as $grad_n$, which accords with our intention of using universum as extra negatives, while $grad_p$ also allows the hard positives (e.i. $z_i \cdot z_p \approx 0$) to exert reverse influence on the encoder with bias $-\frac{z_d}{|D_i|}$. The details can be found in Appendix.

By further calculating the gradients of z_{u_i} with respect of \tilde{x}_i , we derive the following form of G :

$$G = \frac{z_i}{f'(\tilde{x}_i)} \left[\lambda f'(u_i) P_{U_i} + \sum_{k \in Q_i} (1 - \lambda) f'(u_k) P_{U_k} \right] \quad (12)$$

where we denote $Q_i = \{k | q(k) = i\}$. It is worth noticing that G increases with $f'(u_i)$ and $f'(u_k)$. We conjecture that when $f'(u_i)$ and $f'(u_k)$ are large, the gradients on the universum data point are sharp due to the reason that the margins among different classes are narrow in the deep embedding space. In contrast, small $f'(u_i)$ and $f'(u_k)$ suggest gentle gradients and wide margins. Our model is expected to benefit from G in the former situation and draw clearer decision boundaries by converging to the latter situation.

TABLE 2: Dataset settings.

Dataset	Images	Classes	Input Size
CIFAR-10	60,000	10	32×32
CIFAR-100	60,000	100	32×32
TinyImageNet	100,000	200	32×32

4 EXPERIMENTS

4.1 Setup

We evaluate our model on several widely used benchmarks including CIFAR-10, CIFAR-100 [25] and TinyImageNet

TABLE 3: Top-1 classification accuracy (in percentage %) on various datasets. We compare our model (UniCon) with a deep classifier using cross-entropy loss, SimCLR [16], and SupCon [1]. For fairness, we use the baseline numbers published by [1] on CIFAR-10 and CIFAR-100 since we did not achieve higher results in our own re-implementation. For TinyImageNet, we implement experiments to acquire the baseline results. We use **bold** to indicate the best results, and underline the second best ones. Also please note that the batch size of our model is only 256, which is much smaller than that of the baseline models.

Method	Architecture	Batch size	CIFAR-10	CIFAR-100	TinyImageNet
Cross-Entropy	ResNet-50	1024	95.0	75.3	58.3
SimCLR [16]	ResNet-50	1024	93.6	70.7	34.6
SupCon [1]	ResNet-50	1024	96.0	76.5	50.4
UniCon(ours)	ResNet-18	256	<u>96.2</u>	<u>78.9</u>	<u>58.4</u>
	ResNet-50	256	97.2	81.7	65.6

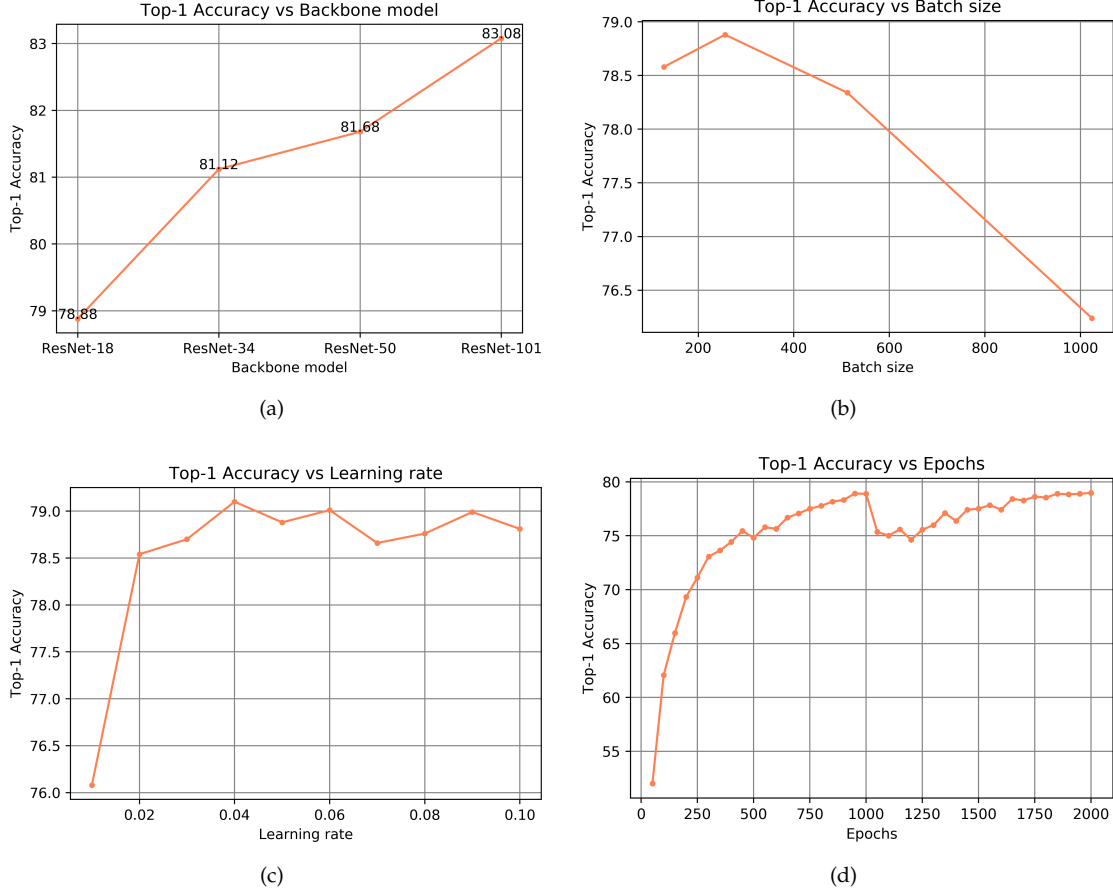


Fig. 3: Top-1 Accuracy of UniCon with varying backbones, batch sizes, learning rates and pretraining epochs. The experiments are conducted on CIFAR-100, and except for the backbone analysis, Resnet-18 is adopted for model encoders.

[35]. Detailed information of dataset settings can be viewed in Table. 2. Without special statement, the encoder network is trained for 1000 epochs with a batch size of 256. As for hyperparameters, temperature τ and Mixup parameter λ are respectively fixed to 0.1 and 0.5. We set the learning rate to 0.05, and uses AutoAugment [36] for augmentations. In the evaluation period, a classifier is trained for 50 epochs with the deep representations extracted by the encoder while the encoder itself is frozen. On both stages, we use SGD optimizer with learning rate of 0.1. Our experiments are implemented in PyTorch framework on Nvidia Tesla V100 GPUs in an online computing center.

4.2 Classification Accuracy

We compare UniCon with a cross-entropy classifier, SimCLR [16], and SupCon [1] on their top-1 accuracy on CIFAR-10, CIFAR-100 and TinyImageNet. Although these methods have all be proposed for a few years, so far they are the mainstream methods for fully-supervised learning. Follow-up methods either focus on a specific application scenario or adapt the aforementioned models to other settings, failing to propose a better model on fully-supervised learning. Therefore, we still adopt these three old but effective models as our baselines. As is shown in Table. 3, UniCon outperforms other models on all datasets, while adopting smaller batch

sizes and encoder backbones. Our model achieves 97.2%, and 81.7% on CIFAR-10 and CIFAR-100, respectively, which surpasses the state of art by a significant margin of 1.2% and 5.2% with only one fourth the batch size. Even with a backbone of ResNet-18 and batch size 256, UniCon outperforms its counterparts with ResNet-50 and batch size 1024. UniCon also achieves 65.6% top-1 accuracy on TinyImageNet. Please note that we input images as 32×32 patches, which is way smaller than the input sizes (e.g. 224×224) of other models [21] that report better performance of cross-entropy classifiers. In this sense, our performance gain over the cross-entropy classifier is also significant on TinyImageNet.

4.3 Hyper-parameter Analysis

Fig. 3 illustrates UniCon’s stability to different hyper-parameters on CIFAR-100. We modify the backbone networks, batch sizes, learning rates and training epochs one at a time to observe whether our model is sensitive to the punctuation of hyper-parameters. Generally speaking, UniCon shows promising performance even in the worst situation.

We evaluate our model with a backbone of Resnet-18, Resnet-34, Resnet-50, and Resnet-101, respectively. In the aspect of model sizes, a deeper network would always improve the performance. Specially, UniCon achieves 83.08% on CIFAR-101. We deduce that stronger networks like PreAct ResNet [37], WideResNet [38] and DenseNet [39] can further boost the performance of our model, which is beyond the scope of this paper.

It is worth noting that our model may not always perform better with a larger batch size, as its top-1 accuracy on batch size 512 and 1024 is lower than that on batch size 256. Since a lot of papers have shown that large batch sizes benefit the training of contrastive models [1], [16], [17], such results can be intriguing. We conjecture that our model, with additional hard negatives generated by Mixup, is a beneficiary of frequent gradient descents. For training epochs of a fixed number, large batches inevitably lead to a decline in optimization times, thereby resulting into worse performance. It is necessary to make a trade-off between large batch sizes and optimization frequencies. As is shown in Fig. 3(b), we find that 256 is the optimal batch size for most cases.

In Fig. 3(d), we observe a rapid decline of performance when the training epoch turns from 1000 to 1050. This situation is deemed to be a result of inappropriate decay strategy of learning rate (i.e. the decay epochs are set to 700, 800 and 900), though we have not come up with an idea to fix it in so far as this paper is written. Since we fix the training epochs to 1000, this performance gap is not of great influence in training.

TABLE 4: CIFAR-100 classification accuracy for different Mixup Settings. We either set λ to a constant or sampled λ from Beta distribution.

λ	Top-1 Accuracy
0.3	74.50
0.4	76.32
0.5	78.88
0.6	77.39
0.7	75.22
$\lambda \sim \text{Beta}(0.5, 0.5)$	77.05

4.4 Mixup strategies

We test different strategies of choosing λ in Mixup. We either fix λ to 0.3, 0.4, 0.5, 0.6 and 0.7, respectively, or assume that λ is a random number subject to Beta distribution, following [2]. As Table. 4 demonstrates, the model achieves best performance when two images are equally mixed to produce a universum negative. This result is in line with our intuition that the Mixup image is farthest from its original images in semantics when two images make equal contributions to their mixture.

5 CONCLUSION

This paper explores Mixup from the perspective of Universum Learning, thus proposing to assign synthesized samples into a generalized negative class in the framework of supervised contrastive learning. Our model achieves state-of-the-art performance on CIFAR-10, CIFAR-100 and TinyImageNet. The results of our experiments reveal the potential of Mixup to generate hard negative samples, which may open a new window for further studies.

ACKNOWLEDGMENTS

This work is supported by NSFC under granted No. 62076124.

REFERENCES

- [1] P. Khosla, P. Teterwak, C. Wang, A. Sarna, Y. Tian, P. Isola, A. Maschinot, C. Liu, and D. Krishnan, “Supervised contrastive learning,” *Advances in Neural Information Processing Systems*, vol. 33, pp. 18 661–18 673, 2020. (document), 2.3, 3, 3.1, 3.3, 3.4, 3.4, 3, 4.2, 4.3, A, A
- [2] H. Zhang, M. Cisse, Y. N. Dauphin, and D. Lopez-Paz, “mixup: Beyond empirical risk minimization,” *arXiv preprint arXiv:1710.09412*, 2017. (document), 2.1, 4.4
- [3] L. Carratino, M. Cissé, R. Jenatton, and J.-P. Vert, “On mixup regularization,” *arXiv preprint arXiv:2006.06049*, 2020. (document), 2.1, 3.2
- [4] A. Lamb, V. Verma, J. Kannala, and Y. Bengio, “Interpolated adversarial training: Achieving robust neural networks without sacrificing too much accuracy,” in *Proceedings of the 12th ACM Workshop on Artificial Intelligence and Security*, 2019, pp. 95–103. (document), 2.1
- [5] S. Thulasidasan, G. Chennupati, J. A. Biles, T. Bhattacharya, and S. Michalak, “On mixup training: Improved calibration and predictive uncertainty for deep neural networks,” *Advances in Neural Information Processing Systems*, vol. 32, 2019. (document), 2.1
- [6] L. Zhang, Z. Deng, K. Kawaguchi, A. Ghorbani, and J. Zou, “How does mixup help with robustness and generalization?” *arXiv preprint arXiv:2010.04819*, 2020. (document), 2.1

- [7] N. B. Erichson, S. H. Lim, F. Utrera, W. Xu, Z. Cao, and M. W. Mahoney, "Noisymix: Boosting robustness by combining data augmentations, stability training, and noise injections," *arXiv preprint arXiv:2202.01263*, 2022. (document)
- [8] S. Yan, H. Song, N. Li, L. Zou, and L. Ren, "Improve unsupervised domain adaptation with mixup training," *arXiv preprint arXiv:2001.00677*, 2020. (document)
- [9] H.-P. Chou, S.-C. Chang, J.-Y. Pan, W. Wei, and D.-C. Juan, "Remix: rebalanced mixup," in *European Conference on Computer Vision*. Springer, 2020, pp. 95–110. (document)
- [10] M. Chidambaram, X. Wang, Y. Hu, C. Wu, and R. Ge, "Towards understanding the data dependency of mixup-style training," *arXiv preprint arXiv:2110.07647*, 2021. (document), 2.1
- [11] J. Weston, R. Collobert, F. Sinz, L. Bottou, and V. Vapnik, "Inference with the universum," in *Proceedings of the 23rd international conference on Machine learning*, 2006, pp. 1009–1016. (document), 2.2
- [12] O. Chapelle, A. Agarwal, F. Sinz, and B. Schölkopf, "An analysis of inference with the universum," *Advances in neural information processing systems*, vol. 20, 2007. (document), 2.2
- [13] X. Chen, S. Chen, and H. Xue, "Universum linear discriminant analysis," *Electronics letters*, vol. 48, no. 22, pp. 1407–1409, 2012. (document)
- [14] V. Cherkassky, S. Dhar, and W. Dai, "Practical conditions for effectiveness of the universum learning," *IEEE Transactions on Neural Networks*, vol. 22, no. 8, pp. 1241–1255, 2011. (document)
- [15] Z. Qi, Y. Tian, and Y. Shi, "Twin support vector machine with universum data," *Neural Networks*, vol. 36, pp. 112–119, 2012. (document)
- [16] T. Chen, S. Kornblith, M. Norouzi, and G. Hinton, "A simple framework for contrastive learning of visual representations," in *International conference on machine learning*. PMLR, 2020, pp. 1597–1607. (document), 2.3, 3, 4.2, 4.3
- [17] K. He, H. Fan, Y. Wu, S. Xie, and R. Girshick, "Momentum contrast for unsupervised visual representation learning," in *Proceedings of the IEEE/CVF conference on computer vision and pattern recognition*, 2020, pp. 9729–9738. (document), 2.3, 4.3
- [18] M. Caron, I. Misra, J. Mairal, P. Goyal, P. Bojanowski, and A. Joulin, "Unsupervised learning of visual features by contrasting cluster assignments," *Advances in Neural Information Processing Systems*, vol. 33, pp. 9912–9924, 2020. (document), 2.3
- [19] J. Zbontar, L. Jing, I. Misra, Y. LeCun, and S. Deny, "Barlow twins: Self-supervised learning via redundancy reduction," in *International Conference on Machine Learning*. PMLR, 2021, pp. 12310–12320. (document), 2.3
- [20] S. Yun, D. Han, S. J. Oh, S. Chun, J. Choe, and Y. Yoo, "Cutmix: Regularization strategy to train strong classifiers with localizable features," in *Proceedings of the IEEE/CVF international conference on computer vision*, 2019, pp. 6023–6032. (document)
- [21] S. Kim, G. Lee, S. Bae, and S.-Y. Yun, "Mixco: Mix-up contrastive learning for visual representation," *arXiv preprint arXiv:2010.06300*, 2020. (document), 2.3, 4.2
- [22] J. Hou, J. Xu, R. Feng, Y. Zhang, F. Shan, and W. Shi, "Cmc-cov19d: Contrastive mixup classification for covid-19 diagnosis," in *Proceedings of the IEEE/CVF International Conference on Computer Vision*, 2021, pp. 454–461. (document), 2.3
- [23] Y. Kalantidis, M. B. Sariyildiz, N. Pion, P. Weinzaepfel, and D. Larlus, "Hard negative mixing for contrastive learning," *Advances in Neural Information Processing Systems*, vol. 33, pp. 21798–21809, 2020. (document), 2.3
- [24] K. He, X. Zhang, S. Ren, and J. Sun, "Deep residual learning for image recognition," in *Proceedings of the IEEE conference on computer vision and pattern recognition*, 2016, pp. 770–778. (document)
- [25] A. Krizhevsky, G. Hinton *et al.*, "Learning multiple layers of features from tiny images," 2009. (document), 4.1
- [26] A. Van den Oord, Y. Li, O. Vinyals *et al.*, "Representation learning with contrastive predictive coding," *arXiv preprint arXiv:1807.03748*, vol. 2, no. 3, p. 4, 2018. 2.3, 3.1
- [27] J.-B. Grill, F. Strub, F. Altché, C. Tallec, P. Richemond, E. Buchatskaya, C. Doersch, B. Avila Pires, Z. Guo, M. Gheshlaghi Azar *et al.*, "Bootstrap your own latent-a new approach to self-supervised learning," *Advances in Neural Information Processing Systems*, vol. 33, pp. 21271–21284, 2020. 2.3
- [28] Z. Shen, Z. Liu, Z. Liu, M. Savvides, T. Darrell, and E. Xing, "Unmix: Rethinking image mixtures for unsupervised visual representation learning," *arXiv preprint arXiv:2003.05438*, 2020. 2.3
- [29] H. Guo, Y. Mao, and R. Zhang, "Mixup as locally linear out-of-manifold regularization," in *Proceedings of the AAAI Conference on Artificial Intelligence*, vol. 33, no. 01, 2019, pp. 3714–3722. 3.3
- [30] I. J. Goodfellow, J. Shlens, and C. Szegedy, "Explaining and harnessing adversarial examples," *arXiv preprint arXiv:1412.6572*, 2014. 3.3
- [31] A. Shafahi, M. Najibi, M. A. Ghiasi, Z. Xu, J. Dickerson, C. Studer, L. S. Davis, G. Taylor, and T. Goldstein, "Adversarial training for free!" *Advances in Neural Information Processing Systems*, vol. 32, 2019. 3.3
- [32] Y. Shen, Z. Shen, M. Wang, J. Qin, P. Torr, and L. Shao, "You never cluster alone," *Advances in Neural Information Processing Systems*, vol. 34, 2021. 3.3
- [33] M. Gutmann and A. Hyvärinen, "Noise-contrastive estimation: A new estimation principle for unnormalized statistical models," in *Proceedings of the thirteenth international conference on artificial intelligence and statistics. JMLR Workshop and Conference Proceedings*, 2010, pp. 297–304. 3.3
- [34] F. Wang and H. Liu, "Understanding the behaviour of contrastive loss," in *Proceedings of the IEEE/CVF conference on computer vision and pattern recognition*, 2021, pp. 2495–2504. 3.3
- [35] Y. Le and X. Yang, "Tiny imagenet visual recognition challenge," *CS 231N*, vol. 7, no. 7, p. 3, 2015. 4.1
- [36] E. D. Cubuk, B. Zoph, D. Mane, V. Vasudevan, and Q. V. Le, "Autoaugment: Learning augmentation strategies from data," in *Proceedings of the IEEE/CVF Conference on Computer Vision and Pattern Recognition*, 2019, pp. 113–123. 4.1
- [37] K. He, X. Zhang, S. Ren, and J. Sun, "Identity mappings in deep residual networks," in *European conference on computer vision*. Springer, 2016, pp. 630–645. 4.3
- [38] S. Zagoruyko and N. Komodakis, "Wide residual networks," *arXiv preprint arXiv:1605.07146*, 2016. 4.3
- [39] G. Huang, Z. Liu, L. Van Der Maaten, and K. Q. Weinberger, "Densely connected convolutional networks," in *Proceedings of the IEEE conference on computer vision and pattern recognition*, 2017, pp. 4700–4708. 4.3

APPENDIX A

DETAILS FOR THEORETICAL ANALYSIS

In Section 3.4, we analyze the gradients of UniCon loss to show that it can perform hard negative mining and draw clear margins among different classes in the embedding space. $L_{UniCon,i}$ is defined in the following form.

$$L_{UniCon,i} = \frac{-1}{|D_i|} \sum_{d \in D_i} \log \frac{\exp(z_i \cdot z_d / \tau)}{\sum_{k \neq i} \exp(z_i \cdot z_k / \tau) + \sum_{k=1}^{2N} \exp(z_i \cdot zu_k / \tau)} \quad (13)$$

As is shown above, the gradients of $L_{UniCon,i}$ with respect to z_i is calculated.

$$\frac{\partial L_{UniCon,i}}{\partial z_i} = \frac{1}{\tau} \left\{ \underbrace{\sum_{d \in D_i} z_d \left(-\frac{1}{|D_i|} + P_d \right)}_{grad_p} + \underbrace{\sum_{n \notin D_i} z_n P_n}_{grad_n} + \underbrace{\sum_{k=1}^{2N} zu_k P U_k}_{grad_g} + G \right\} \quad (14)$$

where we define,

$$P_k = \frac{\exp(z_i \cdot z_k / \tau)}{\sum_{j \neq i} \exp(z_i \cdot z_j / \tau) + \sum_{j=1}^{2N} \exp(z_i \cdot zu_j / \tau)} \quad (15)$$

$$P U_k = \frac{\exp(z_i \cdot zu_k / \tau)}{\sum_{j \neq i} \exp(z_i \cdot z_j / \tau) + \sum_{j=1}^{2N} \exp(z_i \cdot zu_j / \tau)} \quad (16)$$

$$G = \frac{z_i \sum_{k=1}^{2N} \exp(z_i \cdot zu_k / \tau) \frac{\partial zu_k}{\partial z_i}}{\sum_{k \neq i} \exp(z_i \cdot z_k / \tau) + \sum_{k=1}^{2N} \exp(z_i \cdot zu_k / \tau)} \quad (17)$$

Similar to [1], UniCon loss also has the ability of hard sample mining. However, our analysis is much different from and more comprehensive than that of [1]. Considering $grad_n$ and $grad_u$, when z_n or zu_k are hard negatives, we have $z_i \cdot z_n \approx 1$ or $z_i \cdot zu_k \approx 1$. Therefore,

$$P_n \approx \frac{\exp(1/\tau)}{Z} \quad (18)$$

$$P U_k \approx \frac{\exp(1/\tau)}{Z} \quad (19)$$

which greatly influences the encoder. In the equations, we define:

$$Z = \sum_{j \neq i} \exp(z_i \cdot z_j / \tau) + \sum_{j=1}^{2N} \exp(z_i \cdot zu_j / \tau) \quad (20)$$

Otherwise, when z_n or zu_k are easy negatives, we have $z_i \cdot z_n \approx 0$ or $z_i \cdot zu_k \approx 0$. Therefore,

$$P_n \approx \frac{1}{Z} \quad (21)$$

$$P U_k \approx \frac{1}{Z} \quad (22)$$

which narrowly influences the encoder.

It is worth noticing that optimization of positives is different in both direction and definition of hardness (e.i., similar samples are easy positives, and vice versa). The bias $\frac{-1}{|D_i|}$ helps modify the optimizing direction and enables a reverse way of optimizing hard positives. For hard positives where $z_i \cdot z_d \approx 0$, we have:

$$\frac{-1}{|D_i|} + P_d \approx \frac{1}{Z} - \frac{1}{|D_i|} < 0 \quad (23)$$

For easy positives where $z_i \cdot z_d \approx 1$, we have:

$$\frac{-1}{|D_i|} + P_d \approx \frac{\exp(1/\tau)}{Z} - \frac{1}{|D_i|} \quad (24)$$

With a proper hyper-parameter τ , easy positives can have very few effects on the optimization.

Different from $grad_p$, $grad_n$ and $grad_u$ that generally fit into the framework of [1], as a core part of UniCon loss, universum gradient G is unique in forcing large margins among different classes. First we derive a better form of $\frac{\partial zu_i}{\partial z_i}$.

$$\frac{\partial zu_i}{\partial z_i} = \frac{\partial zu_i}{\partial \tilde{x}_i} \cdot \frac{\partial \tilde{x}_i}{\partial z_i} \quad (25)$$

$$= \frac{\partial zu_i}{\partial u_i} \cdot \frac{\partial u_i}{\partial \tilde{x}_i} \cdot \frac{\partial \tilde{x}_i}{\partial z_i} \quad (26)$$

$$= \frac{\partial f(u_i)}{\partial u_i} \cdot \frac{\partial (\lambda \tilde{x}_i + (1-\lambda) \tilde{x}_{q(i)})}{\partial \tilde{x}_i} \cdot \frac{\partial \tilde{x}_i}{\partial f(\tilde{x}_i)} \quad (27)$$

$$= \frac{\lambda f'(u_i)}{f'(\tilde{x}_i)} \quad (28)$$

Similarly, we derive a better form of $\frac{\partial zu_k}{\partial z_i}$.

$$\frac{\partial zu_k}{\partial z_i} = \begin{cases} \frac{(1-\lambda)f'(u_k)}{f'(\tilde{x}_i)}, & q(k) = i, \\ 0, & \text{otherwise.} \end{cases} \quad (29)$$

With newly formed $\frac{\partial zu_i}{\partial z_i}$ and $\frac{\partial zu_k}{\partial z_i}$, we rewrite universum gradient G in the following form.

$$G = z_i \sum_{k=1}^{2N} P U_k \cdot \frac{\partial zu_k}{\partial z_i} \quad (30)$$

$$= z_i \cdot \left[\frac{\lambda f'(u_i)}{f'(\tilde{x}_i)} P U_i + \sum_{k \in Q_i} \frac{(1-\lambda)f'(u_k)}{f'(\tilde{x}_i)} P U_k \right] \quad (31)$$

$$= \frac{z_i}{f'(\tilde{x}_i)} \left[\lambda f'(u_i) P U_i + \sum_{k \in Q_i} (1-\lambda) f'(u_k) P U_k \right] \quad (32)$$

where we denote $Q_i = \{k | q(k) = i\}$. The subsequent analysis can be found in Section 3.4.