

Forgetting Prevention for Cross-regional Fraud Detection with Heterogeneous Trade Graph

Yujie Li¹, Yuxuan Yang¹, Xin Yang¹, Qiang Gao^{1*}, Fan Zhou²

¹Southwestern University of Finance and Economics, Chengdu, China, 611130.

²University of Electronic Science and Technology of China, Chengdu, China, 610054.

{yujie_li, 41810023}@smail.swufe.edu.cn, {yangxin, qianggao}@swufe.edu.cn, fan.zhou@uestc.edu.cn

Abstract

With the booming growth of e-commerce, detecting financial fraud has become an urgent task to avoid transaction risks. Despite the successful application of graph neural networks in fraud detection, the existing solutions are only suitable for a narrow scope due to the limitation of data collection. Especially when expanding a business into new territory, e.g., new cities or new countries, developing a totally new model will bring the cost issue and result in forgetting previous knowledge. Besides, most existing GNNs-based solutions concentrate on either homogeneous graphs or decomposing heterogeneous interactions into several homogeneous connections for convenience. To this end, this study proposes a novel solution based on heterogeneous trade graphs, namely HTG-CFD, to prevent knowledge forgetting of cross-regional fraud detection. In particular, the heterogeneous trade graph (HTG) is constructed from initial transaction records to explore the complex semantics among different types of entities and relationships. Extensive experiments demonstrate that the proposed HTG-CFD not only promotes the performance in cross-regional scenarios but also significantly contributes to the single-regional fraud detection. The code of the paper can be accessed at <https://github.com/YujieLi42/HTG-CFD>.

1 Introduction

With the rapid prevalence of digital finance, fraudulent trades always cause huge financial losses, which present a great challenge in reality. As one of the hot topics in financial applications, fraud detection is essential and urgent for the development of e-commerce/business platforms and has drawn much attention from researchers and practitioners. The main object of fraud detection is to discriminate whether a financial transaction between the customer and a merchant is abnormal. Conventional solutions rely on rule-based models [Seeja and Zareapoor, 2014] or machine learning-based models [Fiore *et al.*, 2019] that resort to constructing hand-craft

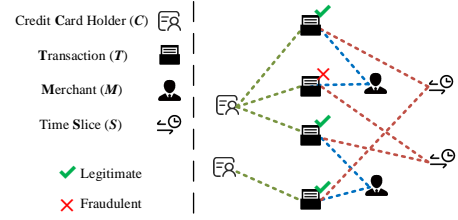


Figure 1: A toy example of a heterogeneous transaction.

features stemming from historical trading data to discover the potential anomalous behaviors and dig into the users' fraud risk. However, the rule-based methods heavily rely on the human prior knowledge, resulting in the detection bias and the collapse of tackling more complex rule patterns. And most of the existing machine learning-based methods regard fraud detection as a typical binary-classification problem to mine the statistical features of a certain transaction [Shen *et al.*, 2007], while the interaction between customers and merchants is rarely considered in these solutions.

Recently, most endeavors turn to employ graph-based approaches to explore the higher-order and implicit information from trading data by modeling the entities (e.g., customers and merchants) as nodes and the interactions between entities as edges. In particular, the development of deep learning stimulates us to involve graph representation learning to uncover the implied patterns behind the massive financial transactions. For instance, [Wang *et al.*, 2019b] and [Xu *et al.*, 2021] respectively employed the graph convolution networks to discover the fraudulent users and abnormal applicants of consumer loans by learning multiple relationships among massive entities. To evaluate the distinct impacts of different entities, [Wang *et al.*, 2019a] devised a hierarchical attention model to better bridge different neighbors for online fraud detection. However, financial trading data is temporal evolved, and most existing graph-based studies rely on certain entity's features and ignore associated knowledge such as temporal information, which causes omissions of information in learning. [Cheng *et al.*, 2020] presented a spatial-temporal attention-based graph network (STAGN) for credit card fraud detection, which is capable of learning the temporal dynamics of transaction graph features. [Liu *et al.*, 2021] proposed heterogeneous transaction-intention network, which investigate

*Contact Author(qianggao@swufe.edu.cn)

both transaction-intention and transaction-transaction edges.

Nevertheless, we still argue that there are two significant challenges in existing solutions: (1) As shown in Fig. 1, real-world transaction data contains various types of attached entities (e.g., trading time) besides the customer and merchant entities. To this end, most of the recent GNNs-based solutions concentrate on either homogeneous graphs or decomposing heterogeneous interactions into several homogeneous connections for convenience, which results in the failure of capturing the higher-order interaction and unable to investigate the heterogeneous but rich semantic knowledge such as temporal information. (2) In practical applications, existing solutions are only suitable for a narrow scope owing to the limitation of data collection. Specifically, we usually either use the previous trained (static) model or develop a totally new model when expanding business into new territory, e.g., new cities or even new countries, resulting in the uncertainty of capturing financial patterns. For example, when extending business in a new city, the spatial dynamics are rooted in geographic differences that financial patterns in different regions will be greatly different, whereby existing financial detection model learned from the former regions may not be directly adapted to the current one. To this end, developing a totally new model could be a direct solution to tackle this limitation, however, it will lead to the expensive cost of resources. Instead, re-using the learned model can be a more appropriate solution.

To remedy the above challenges, this paper investigates a new problem—cross-regional fraud detection (CFD), which aims to continuously detect fraudulent transactions in the process of business expansion in new regions. We regard CFD as a continual learning task, and propose a novel solution with **Heterogeneous Trade Graph Learning for Cross-regional Fraud Detection**, entitled **HTG-CFD**. Firstly, HTG-CFD constructs a comprehensive heterogeneous trade graph (HTG) to expose the complex but semantic interactions among different entities. Next, HTG-CFD builds multiple meta-paths from HTG for diverse semantics learning, whereafter performing with graph-based attention networks to learn the complex structure and interactions among various entities. To address the second challenge, we are inspired by recent continual learning methods and devise a knowledge replay strategy and employ the parameter smoothing method to alleviate the forgetting issue for new task learning. The main contributions of this work can be summarized in three aspects.

- We investigate the fraud detection problem in a cross-regional context and present a novel solution, HTG-CFD, to tackle the knowledge forgetting throughout learning. To our best knowledge, HTG-CFD is the first work that performs as a continual learning manner for fraud detection.
- We propose a comprehensive heterogeneous trade graph (HTG) to capture the complex interactions among various types of entities and relationships.
- Our experimental results conducted on real-world datasets demonstrate that HTG-CFD outperforms the baselines.

2 Related Work

Graph Neural Networks (GNNs) present tremendous power in leveraging comprehensive neighborhood information and fusing structure attributes. GCN [Kipf and Welling, 2016], GraphSAGE [Hamilton *et al.*, 2017] and GAT [Veličković *et al.*, 2018] employed convolutional manners, LSTM architecture and self-attention mechanisms, respectively. Nevertheless, all these algorithms are designed for homogeneous graphs. Recent studies were extended to manage heterogeneous information graph. HetGNN [Zhang *et al.*, 2019] adopted Bi-LSTMs for different node types to aggregate neighbor information. HAN [Wang *et al.*, 2019c] proposed a hierarchical attention aggregation that integrated node-level and semantic-level information from multiple meta-paths. For GNN-based fraud detection, [Liu *et al.*, 2018] leveraged the heterogeneous graphs with attention mechanism to learn importance of different sub-graphs. [Li *et al.*, 2019] proposed a graph construction approach encoding each heterogeneous entity separately for spam review detection. In comparison, our HTGs not only consider heterogeneous graph structure but also explore transaction information with temporal semantics and multi-type features.

Continual Learning (CL) can be distinguished into three branches, based on how task-specific information is stored throughout learning: (1) replay-based methods, (2) regularization-based methods, and (3) parameter isolation methods. For replay-based methods, [Lao *et al.*, 2021] utilized pseudo rehearsal approaches with no previous samples. For regularization-based methods, [Kirkpatrick *et al.*, 2017] mitigated forgetting by penalizing the changes of important weights and [Ahn *et al.*, 2019] designed a neural network based on Bayesian online learning framework with variational inference. For parameter isolation methods, [Mallya and Lazebnik, 2018] fixed the learning framework and masked parts of previous tasks to alleviate forgetting. In real-world applications, learning a graph continuously is often necessary. [Han *et al.*, 2020] employed continual learning to train a GNN incrementally and [Zhou and Cao, 2021] explored continual graph learning (CGL) and presented an experience replay-based framework. Hence, the successful applications of continual learning stimulate us to apply continual learning to HTGs and preserve task-specific knowledge via alleviating catastrophic forgetting.

3 Architecture and Methodology

3.1 Preliminaries

Inspired by [Chang *et al.*, 2015], we first formally define each heterogeneous trade graph G_l stem from region \mathcal{R}_l as:

Definition 1. Let $\mathcal{G}_l = (\mathcal{V}_l, \mathcal{E}_l, \mathbf{X}_l)$ denote a heterogeneous trade graph (HTG) extracted from l -th region’s transaction data \mathcal{D}_l , where \mathcal{V}_l is the node set, \mathcal{E}_l is the edge set and \mathbf{X}_l is the initial feature set. \mathcal{G}_l is associated with a node type mapping function $\phi : \mathcal{V}_l \rightarrow \mathcal{A}$ and an edge type mapping function $\psi : \mathcal{E}_l \rightarrow \mathcal{O}$, where the \mathcal{A} and \mathcal{O} respectively represent the set of node types and the set of edge types of \mathcal{G}_l . Notably, we have $|\mathcal{A}| + |\mathcal{O}| > 2$ since \mathcal{G}_l is a heterogeneous graph.

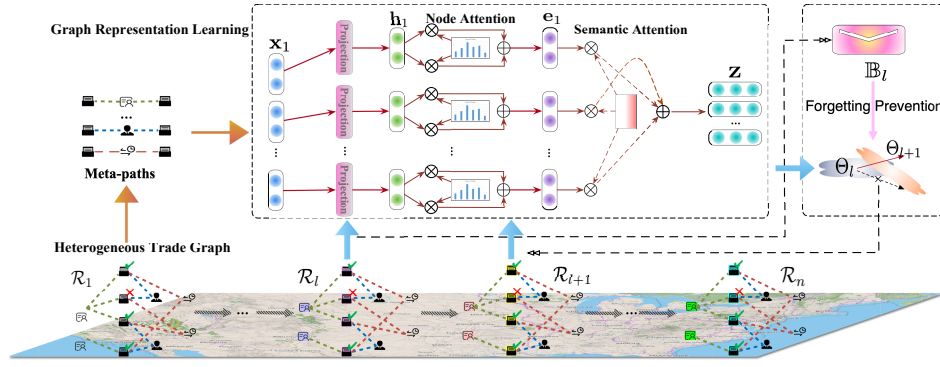


Figure 2: The framework of HTG-CFD.

The goal of cross-regional fraud detection is to provide accurate predictions in specific region by node representation learning, which can be formulated as follows:

Problem definition. Given a set of heterogeneous trade graphs of different regions $\mathcal{G} = (\mathcal{G}_1, \dots, \mathcal{G}_l, \dots, \mathcal{G}_n)$ with $\mathcal{G}_l = (\mathcal{V}_l, \mathcal{E}_l, \mathbf{X}_l)$, we aim to learn a series of neural function $\Phi = (\Phi_1, \dots, \Phi_l, \dots, \Phi_n)$, and each function $\Phi_l : \mathcal{V}_l \rightarrow \mathbb{R}^d$ maps nodes to a low-dimensional space d , i.e., $d \ll |\mathcal{V}_l|$. Hereafter, using a dense layer $f_l : \mathbb{R}^d \rightarrow \{0, 1\}$ to detect whether a given node is fraudulent, where 1 refers to fraudulent node and 0 denotes the normal node.

3.2 Overview

We aim at distilling informative knowledge of heterogeneous trade graph (HTG) from a sequence of regions and promising cross-regional performance via forgetting prevention. The main pipeline of our proposed HTG-CFD is shown in Figure 2. Firstly, the HTG-CFD contrives a HTG from the current region l . Then, HTG-CFD employs a graph representation learning module with attention mechanisms to generate a latent vector for each node, which can be further regarded as the input of the binary classifier for fraud detection. When a new transaction data from region $l + 1$ is coming, we use the currently trained model to re-train the coming HGT stem from region $l + 1$, where the complete transaction data from region l cannot be acquired. To consolidate the previous knowledge, we use two forgetting prevention strategies, i.e., knowledge replay and parameter smoothing. We will elaborate on the details in the following.

3.3 Heterogeneous Trade Graph Contriving

As a prerequisite, we first construct our HTG from original transaction data to cater to graph representation learning. In this paper, we regard four types of nodes in our HGT \mathcal{G}_l , i.e., credit card holders/customers C_l , merchants M_l , time slices S_l , and transaction IDs T_l . That is to say, $\mathcal{V}_l = \{C_l, M_l, S_l, T_l\}$ and $|\mathcal{A}_l| = 4$. Notably, we use the timestamp as a node type when constructing graph-structured data. The intuition is the frequency of fraudulent transactions changes abruptly across different time periods while legitimate transactions are much more stable. To alleviate the scale of timestamps, we split the time slices into 24 fixed intervals, e.g., [0:00, 1:00] and [1:00, 2:00].

Meta-path. It is widely used in semantics exploration, aiming at connecting a pair of nodes with a composite relationship [Wang *et al.*, 2019c]. Hence, we construct massive meta-paths to describe diverse semantics derived from the given HGT. For example, *transaction-card holder-transaction* depicts the co-customer relation while *transaction-time slice-transaction* describes the similar temporal relationship between different transactions. Formally, we define a meta-path \mathcal{P} as $\mathcal{V}^1 \xrightarrow{R_1} \mathcal{V}^2 \xrightarrow{R_2} \dots \xrightarrow{R_k} \mathcal{V}^{k+1}$, where \mathcal{V}^1 to \mathcal{V}^{k+1} are $(k + 1)$ different types of nodes. The relations between node types \mathcal{V}^1 to \mathcal{V}^{k+1} are denoted as a composite relation $R = R_1 \circ R_2 \circ \dots \circ R_k$, where the \circ is the composition operator. In the end, we enumerate the existing relationships among target nodes as the predefined meta-paths. In this paper, we concentrate on three types of meta-paths, i.e., TCT (transaction-card holder-transaction), TMT (transaction-merchant-transaction) and TST (transaction-time slice-transaction).

Node feature. Beyond the basic heterogeneous graph structure, there exist several informative attributes with respect to each transaction, such as trading location, amount, category. And these attributes depict the inherent semantics of each transaction, which could boost the downstream fraud detection task. Thus, we regard them as the initial node features for the following graph representation learning. Given $\{C_l, M_l, S_l, T_l\}$, each transaction node $v_l^i \in \mathcal{V}_l$ is associated with a feature vector \mathbf{x}_l^i . In the end, our HGT is not only depicted as heterogeneous graphs with multiple types of nodes and relations but also associated with different feature space.

3.4 Graph Representation Learning

As different types of nodes hold different semantic spaces, we firstly transfer each target node into a new unified semantic space. Given a node \mathbf{x}_l^i , it is the initial representation of a target node i in \mathcal{G}_l , and we define a transformation matrix \mathbf{W}_x to map the initial \mathbf{x}_l^i to a new feature space:

$$\mathbf{h}_l^i = \mathbf{W}_x \cdot \mathbf{x}_l^i, \quad (1)$$

where \mathbf{h}_l^i is the transformed representation of node i in a new semantic space. Notably, we omit l in the following parts for simplicity.

After projecting all the initial representations into a new latent space, we then leverage a node-oriented attention mechanism to automatically learn the weights among the target node

and its neighbors. Following recent attention mechanism in [Veličković *et al.*, 2018], the attention between a node pair (i, j) is the importance of the target node i for its meta-path based neighbor node j . Given a pair of node (i, j) which connected via a meta-path \mathcal{P} , the attention coefficient $\mathbf{e}_{(i,j)}^{\mathcal{P}}$ can be formulated as follows:

$$\mathbf{e}_{(i,j)}^{\mathcal{P}} = \text{att}_{\eta}(\mathbf{h}^i, \mathbf{h}^j; \mathcal{P}), \quad (2)$$

where the $\mathbf{e}_{(i,j)}^{\mathcal{P}}$ is asymmetric and the att_{η} is an attention mechanism through the deep neural networks parameterized by η . Then, we perform normalization to get the weight coefficient $\alpha_{(i,j)}^{\mathcal{P}}$ using softmax function:

$$\begin{aligned} & [\alpha_{(i,1)}^{\mathcal{P}} || \alpha_{(i,2)}^{\mathcal{P}} || \dots || \alpha_{(i,j)}^{\mathcal{P}} || \dots] \\ & = \text{softmax}([\mathbf{e}_{(i,1)}^{\mathcal{P}} || \mathbf{e}_{(i,2)}^{\mathcal{P}} || \dots || \mathbf{e}_{(i,j)}^{\mathcal{P}} || \dots]), j \in N_i^{\mathcal{P}}, \end{aligned} \quad (3)$$

where $||$ denotes the concatenation operation and $N_i^{\mathcal{P}}$ is the set of meta-path based neighbors of target node i . Hence, the meta-path based representation of target node i can be obtained from its neighbors with corresponding attention coefficients:

$$\mathbf{z}_i^{\mathcal{P}} = \sigma\left(\sum_{j \in N_i^{\mathcal{P}}} \alpha_{(i,j)}^{\mathcal{P}} \cdot \mathbf{h}^j\right), \quad (4)$$

where $\mathbf{z}_i^{\mathcal{P}}$ is the learned representations of target node i .

Inspired by [Wang *et al.*, 2019c], we also fuse multiple semantics in a heterogeneous trade graph with multiple-type meta-paths, and learn the importance of different meta-paths to generate the final representations. For a meta-path \mathcal{P} , we can obtain a semantic-specific node embedding $\mathbf{Z}_{\mathcal{P}}$. Suppose there are m meta-paths, the learned weights of each meta-path can be formulated as follow:

$$(\beta_{\mathcal{P}_1}, \dots, \beta_{\mathcal{P}_m}) = \text{att}_{\psi}(\mathbf{Z}_{\mathcal{P}_1}, \dots, \mathbf{Z}_{\mathcal{P}_m}), \quad (5)$$

where att_{ψ} with learnable parameters ψ denoted the attention operation on semantic-level, according to the meta-path set $\{\mathcal{P}_1, \dots, \mathcal{P}_m\}$. We provide more details of learning the weights of each meta-path $(\beta_{\mathcal{P}_1}, \dots, \beta_{\mathcal{P}_m})$ in Technical Appendix part A. Then, we obtain the final representation \mathbf{Z} :

$$\mathbf{Z} = \sum_{i=1}^m \beta_{\mathcal{P}_i} \cdot \mathbf{Z}_{\mathcal{P}_i}. \quad (6)$$

By aggregating all semantic-specific embeddings, the final representation is formed and can be applied in fraud detection further. As a typical node classification problem, we use a fully-connected layer to generate the probability of being a fraudulent trade. Actually, we only need to detect the frauds from the node representations of transactions, thus we use the $\mathbf{Z}(T^l)$ with respect to transaction nodes for prediction, namely:

$$\hat{Y}^l = f_l(\mathbf{Z}(T^l); \epsilon), \quad (7)$$

where \hat{Y}^l is a set of predicted results w.r.t. transaction nodes. Notably, f_l is the dense layer with sigmoid activation function and ϵ is the trainable parameters. Now, we summarize the loss

function for region l . As a classification problem, we use the cross-entropy loss to minimize:

$$\mathcal{L}(\Theta_l) = -\frac{1}{|T^l|} \sum_1^{|T^l|} (y_i^l \log \hat{y}_i^l + (1 - y_i^l) \log \hat{g}_i^l), \quad (8)$$

where Θ_l is learnable parameters in neural model Φ_l . \hat{y}_i^l is the logic score of each transaction node and y_i^l is the ground-truth label.

3.5 Forgetting Prevention

When we have learned a neural model Φ_l with parameters Θ_l , directly employing Φ_l to tackle the coming region $l + 1$ usually confront the (catastrophic) forgetting issue for previous regions. Hence, we present two simple but efficient strategies to alleviate this problem. Inspired by recent successful cases in continual learning [Zhou and Cao, 2021; Kirkpatrick *et al.*, 2017], the first strategy is setting an experience buffer \mathbb{B}_l for information replay, which can be co-trained with the new HTG \mathcal{G}_{l+1} . The second strategy is forcing the new training model Φ_{l+1} to remember useful knowledge from previous Φ_l . We elaborate on the details as follows:

Knowledge Replay To preserve the existing knowledge from early region l , we sample a small experience buffer \mathbb{B}_l from transaction data \mathcal{D}_l for knowledge replay, where $|\mathbb{B}_l| \ll |\mathcal{D}_l|$. To this end, we first randomly choose some transaction data in \mathcal{D}_l . Since each transaction entity in \mathbb{B}_l is associated with an attribute vector \mathbf{x}_i^l , We also propose a prototype method to alleviate the training instability problem caused by random sampling. Our prototypes are based on the average attribute vector regarding $\{\mathbf{x}_i^l\}_1^{|\mathbb{B}_l|}$, which can be defined as:

$$\mathbf{c}^l = \frac{1}{|\mathbb{B}_l|} \sum_{\mathbf{x}_i^l \in \mathbb{B}_l} \mathbf{x}_i^l. \quad (9)$$

Next, we will use \mathbf{c}^l and a Gaussian prior to generate a prototype \mathbf{x}_i^l for each \mathbf{x}_i^l . Finally, we collect a similar buffer \mathbb{B}_l' and use it with \mathbb{B}_l for experience replay together. Notably, we only use the labeled transaction data to enhance the new region learning due to the security issues in the financial application.

Parameter Smoothing Inspired by recent elastic weight consolidation (EWC), we first use Fisher Information to evaluate the importance of each parameters in Θ_l w.r.t. Φ_l , which can be defined as:

$$\mathbb{F} = \frac{1}{|\mathbf{X}^l|} \sum_{x \in \mathbf{F}^l} \left[g(x; \Theta_l) g(x; \Theta_l)^{\top} \right], \quad (10)$$

where g is first order derivatives of the loss. Then, we add a smoothing term to constrain the parameter optimization based on \mathbb{F}_l , which can be formulated as:

$$\mathcal{L}_s = \lambda \sum_i \mathbb{F}_i ((\Theta_l(i+1) - \Theta_l(i))^2), \quad (11)$$

where λ is a hand-craft weight. Notably, the detailed algorithm is presented in Technical Appendix part B due to the limited space.

4 Experiments

4.1 Experimental Settings

Datasets. We conduct several experiments on five regions extracted from a financial database which contains more than one million transactions records in the United States Mainland from the duration of 1st Jan 2019 - 31st Dec 2020¹. We divide the overall data into five regions according to different geographical ranges: \mathcal{R}_1 ($30^\circ N - 40^\circ N, 95^\circ W - 100^\circ W$), \mathcal{R}_2 ($40^\circ N - 50^\circ N, 75^\circ W - 80^\circ W$), \mathcal{R}_3 ($30^\circ N - 40^\circ N, 75^\circ W - 80^\circ W$), \mathcal{R}_4 ($40^\circ N - 50^\circ N, 95^\circ W - 100^\circ W$) and \mathcal{R}_5 ($30^\circ N - 40^\circ N, 90^\circ W - 95^\circ W$). The details are shown in Table 1.

Table 1: The statistic of datasets for five regions

Region	\mathcal{R}_1	\mathcal{R}_2	\mathcal{R}_3	\mathcal{R}_4	\mathcal{R}_5
# Transactions	11,291	11,198	12,478	14,513	10,673
# Card Holders	103	124	126	115	118
# Merchants	700	698	698	699	700
# Total Edges	33,873	33,594	37,434	43,539	32,019

Baselines. We perform our work with the following baselines:

- *GAS* [Li *et al.*, 2019]: A GCN-based fraud detection model using both heterogeneous and homogeneous graphs to capture information.
- *CARE-GNN* [Dou *et al.*, 2020]: A GNN-based fraud detection model using reinforcement learning to select informative neighbors to generate representations.
- *GEM* [Liu *et al.*, 2018]: A heterogeneous graph neural network for fraud detection using attention mechanism.
- *GATNE* [Cen *et al.*, 2019]: An attributed multiplex heterogeneous network that supports both transductive and inductive learning.
- *ie-HGCN* [Yang *et al.*, 2021]: An interpretable heterogeneous graph convolutional network that utilizes a hierarchical aggregation architecture.

To verify the effectiveness of our proposed forgetting prevention, we also implement five popular continual learning methods to tackle CFD problem.

- *EWC* [Kirkpatrick *et al.*, 2017]: A classical CL framework that protects the important weights of previous tasks to overcoming CF.
- *UCL* [Ahn *et al.*, 2019]: An uncertainty-regularized CL method which builds on traditional Bayesian online learning with variational inference.
- *DER++* [Buzzega *et al.*, 2020]: An experience replay method that integrates knowledge distillation and regularization in rehearsal.
- *HAT* [Serra *et al.*, 2018]: A task-based hard attention model that preserves previous tasks’ information without affecting the current task’s learning.
- *CAT* [Ke *et al.*, 2020]: A method focuses on transferring knowledge learned from previous tasks via knowledge transfer attention and task mask.

¹<https://kaggle.com/kartik2112/fraud-detection>

Metrics. We evaluated HTG-CFD and baselines with common metrics, i.e., Accuracy (ACC) and Macro- F_1 .

Implementation details. We reproduce the baselines and implement our HTG-CFD with PyTorch library, accelerated by one NVIDIA RTX 3090 GPU. We use Adam as the optimizer with a learning rate of 0.05 and a weight decay of 0.001. We train 800 epochs for each region with early stopping to accelerate the training process. We randomly sample 5% of each region’s transactions as our experience replay buffer and λ is 1.5. Note that the source code and processed data are uploaded as the supplementary materials.

4.2 Results

Single-regional detection. We first conduct comparisons with baselines for single-region (i.e., \mathcal{R}_1) detection, evaluated by different proportions of training set—20%, 40%, 60%, 80%—to verify the performance of the proposed HTG-CFD. Table 2 reports the average experimental results over 10 times. We can find heterogeneous graph-based models such as GATNE achieve promising results compared to traditional homogeneous graph-based models, which demonstrates that integrating various heterogeneous structures is capable of boosting the model performance for semantic learning. Particularly, HTG-CFD significantly outperforms all baselines, which indicates that using the meta-path method can capture more semantic information. In addition, our HTG-CFD also takes temporal semantics into account, which could also promote the model performance. We evaluate the impact of temporal semantics in the following part.

Cross-regional detection. Now we compare our HTG-CFD with five CL baselines for cross-regional fraud detection tasks, where randomly splitting each region’s transactions into training, validation, and testing sets with the ratio of 60%:10%:30%. Following the continual learning (CL) evaluation settings, the training data from each region are fed into the model in sequence. For each region \mathcal{R}_i , the training data is no longer accessible once it has been used. Then, after all regions’ training data are used, the learned model are tested using each regions’ testing sets respectively.

Table 3 shows the overall performance of the HTG-CFD and CL baselines on cross-regional data. In particular, we also use CARE-GNN, GAS, and GEM as the static models for comparison, where each region will have its own neural model. Besides, we provide a variant of HTG-CFD, i.e., HTG-CFD*, which removes the forgetting prevention part. The results show that our model has comparable performance with the advanced CL models in most of the tasks, and achieves the best performance on the averaged ACC and Macro- F_1 , which further verifies the effectiveness of HTG-CFD in cross-region tasks. As illustrated in Figure 3, under the current \mathcal{G}_5 from \mathcal{R}_5 , our model performs better than the previous tasks on \mathcal{G}_1 to \mathcal{G}_4 , indicating the proposed HTG-CFD can reduce knowledge forgetting and pay more attention to the current task, so as to better adapt to real-world financial application scenarios. Compared with static models especially for HTG-CFD*, we find that our HTG-CFD significantly outperforms them in region \mathcal{R}_2 to \mathcal{R}_5 . This observation demonstrates HTG-CFD in a continual learning manner

Table 2: Performances on single-regional data.

Metrics	Training (%)	CARE-GNN	GAS	GEM	GATNE	ie-HGCN	HTG-CFD
ACC	20%	79.83	79.31	80.24	82.38	78.60	94.66
	40%	79.98	79.93	78.67	82.00	82.47	95.93
	60%	80.15	79.60	77.20	83.64	83.58	97.67
	80%	79.68	78.44	76.23	83.27	84.57	97.76
Macro- F_1	20%	79.26	78.37	79.67	80.94	76.67	94.30
	40%	79.46	79.32	77.25	80.21	81.68	95.66
	60%	79.55	78.77	74.96	82.15	82.75	97.51
	80%	78.89	77.72	74.79	81.58	83.85	97.61

Table 3: Performances on cross-regional data.

Method	\mathcal{R}_1		\mathcal{R}_2		\mathcal{R}_3		\mathcal{R}_4		\mathcal{R}_5		Average	
	ACC	Macro- F_1	ACC	Macro- F_1	ACC	Macro- F_1	ACC	Macro- F_1	ACC	Macro- F_1	ACC	Macro- F_1
CARE-GNN	79.66	78.68	77.44	76.76	79.75	79.14	79.91	79.44	79.23	78.60	79.23	78.60
GAS	79.81	79.16	77.44	76.76	79.75	79.14	79.91	79.44	78.73	77.71	78.73	77.71
GEM	77.50	77.10	74.88	74.40	78.79	77.18	79.98	79.17	78.73	77.71	78.73	77.71
HTG-CFD*	91.31	90.59	86.13	85.16	<u>90.67</u>	<u>90.02</u>	88.35	87.51	<u>96.31</u>	<u>96.08</u>	<u>90.56</u>	<u>89.87</u>
EWC	88.02	86.43	87.82	86.15	87.08	85.28	88.36	86.82	86.18	84.16	87.49	85.77
UCL	87.7	86.16	87.62	86.04	87.77	86.17	88.48	87.01	86.47	84.69	87.61	86.01
DER++	89.05	87.63	89.38	88.00	88.86	87.37	89.71	88.46	89.26	88.00	89.25	87.89
HAT	90.37	89.31	89.64	88.38	89.69	88.37	88.69	89.82	88.73	87.28	89.87	88.63
CAT	87.66	86.31	86.70	85.36	86.57	85.30	88.20	87.03	91.66	91.11	88.16	87.06
HTG-CFD	89.57	88.38	94.61	94.16	92.36	91.57	94.25	93.73	97.34	97.17	93.63	93.01

has the ability of knowledge transformation that can promote the old task prediction. Thus, it stimulates us to study the knowledge-sharing mechanism in the future.

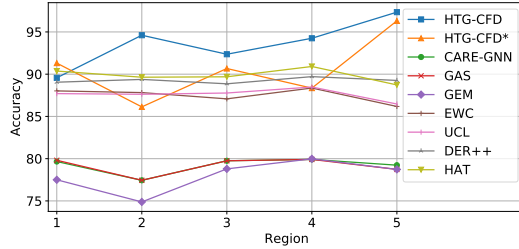


Figure 3: Accuracy variation curve.

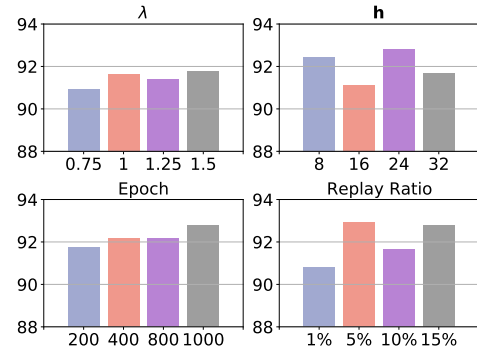


Figure 5: Robustness study.

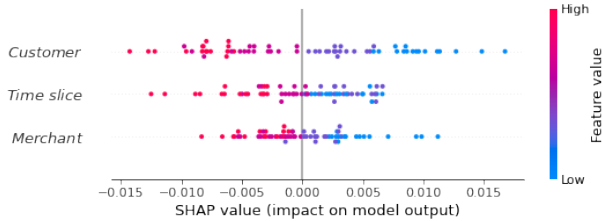


Figure 4: SHAP results.

Interpretability Analysis. To present the interpretability analysis regarding node type selection of our HGT, we randomly mask 0%, 30%, 60%, and 90% of nodes in HGT for each type. Then, we use Grid Search and SHAP toolkit² to visualize the importance of each type. As shown in Figure 4, the more important node type for model training is closer to the top area. Clearly, *Customer* is most important. This is in line with our natural experience that the occurrence of fraud trade is primarily related to the customers themselves. We also observe that the time slice is more important than

²<https://pypi.org/project/shap/>

Merchant, which demonstrates regarding the time slice as a node type is critical for fraud detection. The plausible reason is that some scammers will choose a specific time to defraud. In addition, the point in blue means masking fewer nodes while the point in red means masking more nodes. Obviously, masking more nodes will have a negative impact on model performance since their SHAP value is smaller than 0.

Robustness Analysis. We analyze the impact of different parameter settings that could affect our proposed HTG-CFD, including λ , the size of $|\mathbf{h}|$, learning epoch and replay ratio. As shown in Fig 5, the proposed HTG-CFD can keep stable performances under different parameter settings, which further verify the robustness of modeling. For replay ratio, we find that using larger replay buffer will not bring us higher results, so we choose replay ratio as 5%.

5 Conclusions

In this paper, we constructed heterogeneous trade graphs and proposed the HTG-CFD for cross-regional fraud detection. A knowledge replay and a parameter smoothing method were introduced to achieve forgetting prevention. The experimen-

tal results demonstrated that HTG-CFD outperforms the baselines on both single region and cross-region detection. In the future, we will turn to investigate the expandable network to tackle the cross-regional fraud detection task.

References

- [Ahn *et al.*, 2019] Hongjoon Ahn, Sungmin Cha, Donggyu Lee, and Taesup Moon. Uncertainty-based continual learning with adaptive regularization. In *NIPS*, pages 4392–4402, 2019.
- [Buzzega *et al.*, 2020] Pietro Buzzega, Matteo Boschini, Angelo Porrello, Davide Abati, and Simone Calderara. Dark experience for general continual learning: a strong, simple baseline. In *NIPS*, 2020.
- [Cen *et al.*, 2019] Yukuo Cen, Xu Zou, Jianwei Zhang, Hongxia Yang, Jingren Zhou, and Jie Tang. Representation learning for attributed multiplex heterogeneous network. In *KDD*, pages 1358–1368, 2019.
- [Chang *et al.*, 2015] Shiyu Chang, Wei Han, Jiliang Tang, Guo-Jun Qi, Charu C Aggarwal, and Thomas S Huang. Heterogeneous network embedding via deep architectures. In *KDD*, pages 119–128, 2015.
- [Cheng *et al.*, 2020] Dawei Cheng, Xiaoyang Wang, Ying Zhang, and Liqing Zhang. Graph neural network for fraud detection via spatial-temporal attention. *TKDE*, 2020.
- [Dou *et al.*, 2020] Yingdong Dou, Zhiwei Liu, Li Sun, Yutong Deng, Hao Peng, and Philip S Yu. Enhancing graph neural network-based fraud detectors against camouflaged fraudsters. In *CIKM*, pages 315–324, 2020.
- [Fiore *et al.*, 2019] Ugo Fiore, Alfredo De Santis, Francesca Perla, Paolo Zanetti, and Francesco Palmieri. Using generative adversarial networks for improving classification effectiveness in credit card fraud detection. *Information Sciences*, 479:448–455, 2019.
- [Hamilton *et al.*, 2017] William L Hamilton, Rex Ying, and Jure Leskovec. Inductive representation learning on large graphs. In *NIPS*, pages 1025–1035, 2017.
- [Han *et al.*, 2020] Yi Han, Shanika Karunasekera, and Christopher Leckie. Graph neural networks with continual learning for fake news detection from social media. *ArXiv*, abs/2007.03316, 2020.
- [Ke *et al.*, 2020] Zixuan Ke, Bing Liu, and Xingchang Huang. Continual learning of a mixed sequence of similar and dissimilar tasks. *NIPS*, 33, 2020.
- [Kipf and Welling, 2016] Thomas N Kipf and Max Welling. Semi-supervised classification with graph convolutional networks. *arXiv preprint arXiv:1609.02907*, 2016.
- [Kirkpatrick *et al.*, 2017] James Kirkpatrick, Razvan Pascanu, et al. Overcoming catastrophic forgetting in neural networks. *PNAS*, 114(13):3521–3526, 2017.
- [Lao *et al.*, 2021] Qicheng Lao, Xiang Jiang, Mohammad Havaei, and Yoshua Bengio. A two-stream continual learning system with variational domain-agnostic feature replay. *TNNLS*, 2021.
- [Li *et al.*, 2019] Ao Li, Zhou Qin, Runshi Liu, Yiqun Yang, and Dong Li. Spam review detection with graph convolutional networks. In *CIKM*, pages 2703–2711, 2019.
- [Liu *et al.*, 2018] Ziqi Liu, Chaochao Chen, Xinxing Yang, Jun Zhou, Xiaolong Li, and Le Song. Heterogeneous graph neural networks for malicious account detection. In *CIKM*, pages 2077–2085, 2018.
- [Liu *et al.*, 2021] Can Liu, Li Sun, Xiang Ao, Jinghua Feng, Qing He, and Hao Yang. Intention-aware heterogeneous graph attention networks for fraud transactions detection. In *KDD*, pages 3280–3288, 2021.
- [Mallya and Lazebnik, 2018] Arun Mallya and Svetlana Lazebnik. Packnet: Adding multiple tasks to a single network by iterative pruning. In *CVPR*, pages 7765–7773, 2018.
- [Seeja and Zareapoor, 2014] KR Seeja and Masoumeh Zareapoor. Fraudminer: A novel credit card fraud detection model based on frequent itemset mining. *The Scientific World Journal*, 2014, 2014.
- [Serra *et al.*, 2018] Joan Serra, Didac Suris, Marius Miron, and Alexandros Karatzoglou. Overcoming catastrophic forgetting with hard attention to the task. In *ICML*, pages 4548–4557, 2018.
- [Shen *et al.*, 2007] Aihua Shen, Rencheng Tong, and Yaochen Deng. Application of classification models on credit card fraud detection. In *ICSSSM*, pages 1–4. IEEE, 2007.
- [Veličković *et al.*, 2018] Petar Veličković, Guillem Cucurull, Arantxa Casanova, Adriana Romero, Pietro Liò, and Yoshua Bengio. Graph attention networks. In *ICLR*, 2018.
- [Wang *et al.*, 2019a] Daixin Wang, Jianbin Lin, Peng Cui, Qianhui Jia, Zhen Wang, Yanming Fang, Quan Yu, Jun Zhou, Shuang Yang, and Yuan Qi. A semi-supervised graph attentive network for financial fraud detection. In *ICDM*, pages 598–607. IEEE, 2019.
- [Wang *et al.*, 2019b] Jianyu Wang, Rui Wen, Chunming Wu, Yu Huang, and Jian Xion. Fdgars: Fraudster detection via graph convolutional networks in online app review system. In *WWW*, pages 310–316, 2019.
- [Wang *et al.*, 2019c] Xiao Wang, Houye Ji, Chuan Shi, Bai Wang, Yanfang Ye, Peng Cui, and Philip S Yu. Heterogeneous graph attention network. In *WWW*, pages 2022–2032, 2019.
- [Xu *et al.*, 2021] Bingbing Xu, Huawei Shen, Bingjie Sun, and et al. Towards consumer loan fraud detection: Graph neural networks with role-constrained conditional random field. In *AAAI*, number 5, pages 4537–4545, 2021.
- [Yang *et al.*, 2021] Yaming Yang, Ziyu Guan, Jianxin Li, Wei Zhao, Jiangtao Cui, and Quan Wang. Interpretable and efficient heterogeneous graph convolutional network. *TKDE*, 2021.
- [Zhang *et al.*, 2019] Chuxu Zhang, Dongjin Song, Chao Huang, Ananthram Swami, and Nitesh V Chawla. Heterogeneous graph neural network. In *KDD*, pages 793–803, 2019.

[Zhou and Cao, 2021] Fan Zhou and Chengtai Cao. Overcoming catastrophic forgetting in graph neural networks with experience replay. In *AAAI*, number 5, pages 4714–4722, 2021.