

# DropMessage: Unifying Random Dropping for Graph Neural Networks

Taoran Fang<sup>1</sup>, Zhiqing Xiao<sup>1</sup>, Chunping Wang<sup>2</sup>, Jiarong Xu<sup>3</sup>, Xuan Yang<sup>1</sup>, Yang Yang<sup>1\*</sup>

<sup>1</sup>Zhejiang University

<sup>2</sup>FinVolution Group

<sup>3</sup>Fudan University

{fangtr, zhiqing.xiao, 3160102542, yangya}@zju.edu.cn, wangchunping02@xinye.com, jiarongxu@fudan.edu.cn

## Abstract

Graph Neural Networks (GNNs) are powerful tools for graph representation learning. Despite their rapid development, GNNs also faces some challenges, such as *over-fitting*, *over-smoothing*, and *non-robustness*. Previous works indicate that these problems can be alleviated by *random dropping* methods, which integrate noises into models by randomly masking parts of the input. However, some open-ended problems of random dropping on GNNs remain to solve. First, it is challenging to find a universal method that are suitable for all cases considering the divergence of different datasets and models. Second, random noises introduced to GNNs cause the incomplete coverage of parameters and unstable training process. In this paper, we propose a novel random dropping method called *DropMessage*, which performs dropping operations directly on the message matrix and can be applied to any message-passing GNNs. Furthermore, we elaborate the superiority of DropMessage: it stabilizes the training process by reducing sample variance; it keeps information diversity from the perspective of information theory, which makes it a theoretical upper bound of other methods. Also, we unify existing random dropping methods into our framework and analyze their effects on GNNs. To evaluate our proposed method, we conduct experiments that aims for multiple tasks on five public datasets and two industrial datasets with various backbone models. The experimental results show that DropMessage has both advantages of effectiveness and generalization.

## 1 Introduction

Graphs, which exist ubiquitously in the real world, are used to present complex relationships among various objects in numerous domains such as social media (social networks), finance (trading networks), and biology (biological networks). As powerful tools for representation learning on

graphs, graph neural networks (GNNs) have attracted considerable attention recently Bruna *et al.* [2013]; Defferrard *et al.* [2016]; Ding *et al.* [2018]; Kipf and Welling [2017]; Li *et al.* [2015]; Velickovic *et al.* [2018]. In particular, GNNs adopt a message-passing schema Gilmer *et al.* [2017], in which each node aggregates information from its neighbors in each convolutional layer, and have been widely applied in various downstream tasks such as node classification Kipf and Welling [2017], link prediction Kipf and Welling [2016], vertex clustering Ramaswamy *et al.* [2005], and recommendation systems Ying *et al.* [2018].

Yet, despite their rapid development, training GNNs on large-scale graphs is facing several serious issues such as *over-fitting*, *over-smoothing*, and *non-robustness*. Indeed, compared to other data forms, gathering labels for graph data is both expensive and inherently biased, which causes the limitation to the generalization ability of GNNs that brought by overfitting. Besides, representations of different nodes in a GNN tend to become indistinguishable as a result of aggregating information from neighbors recursively. This phenomenon of over-smoothing prevents GNNs from effectively modeling the higher-order dependencies from multi-hop neighbors Chen *et al.* [2020]; Li *et al.* [2018b]; Oono and Suzuki [2020]; Xu *et al.* [2018]; Zhao and Akoglu [2020]. Recursively aggregating schema leads GNNs to be vulnerable to the quality of input graphs Zhu *et al.* [2019]; Zügner *et al.* [2018]. In other words, noisy graphs or adversarial attacks can easily influence a GNN’s performance.

The aforementioned problems can be helped by *random dropping* methods Feng *et al.* [2020]; Hinton *et al.* [2012]; Rong *et al.* [2019], which integrate noises into models by randomly masking parts of the input. These methods are applied to focus on randomly dropping or sampling existing information, and can also be considered as a data augmentation technique. Benefiting from the advantages of being unbiased, adaptive, and free of parameters, random dropping methods have contributed a lot to improve the performance of most GNNs.

However, some open questions related to random dropping methods on GNNs still exist. First, a general and critical issue of existing random dropping methods is that random noises introduced to GNNs make parameters difficult to converge and the training process unstable. Especially, difficulty is aggravated when dealing with graph data which contains

\*Corresponding author.

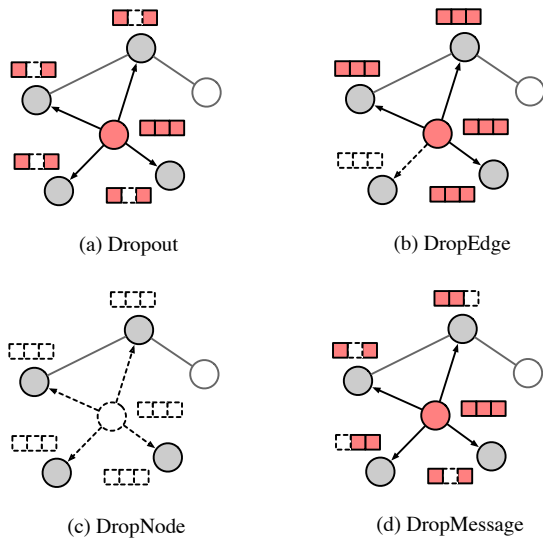


Figure 1: Illustrations of various random dropping methods in the message passing process. In the figure, arrows indicate the direction of the message propagation. We present the source node (red circle) to deliver messages and its 1-hop neighbors (gray circles). Solid red grids represent reserved messages, while dotted white grids represent the masked ones. Solid lines represent the reserved edges, and dotted lines represent the masked ones.

both node features and topology information. Moreover, it is challenging to find an optimal dropping method suitable to all graphs and models, because different graphs and models are equipped with their own properties and the model performance can be influenced greatly by employing various dropping strategies. Furthermore, the answer of how to choose a proper dropping rate when applying these methods is still unclear, while no theoretical guarantee has been provided until now to explain why random dropping methods are capable to improve a GNN’s performance.

In this paper, we propose a novel random dropping method called DropMessage, which can be applied to all message-passing GNNs. As Figure 1 suggests, existing random dropping methods perform dropping on either the node feature matrix Feng *et al.* [2020]; Hinton *et al.* [2012] or the adjacency matrix Feng *et al.* [2020], while our DropMessage performs dropping operations on the message matrix, which allows the same node to propagate different messages to its different neighbors. Besides, we unify existing dropping methods to our framework and demonstrate theoretically that conducting random dropping methods on GNNs is equivalent to introducing additional regularization terms to their loss functions, which makes the models more robust. Furthermore, we also elaborate the superiority of our DropMessage whose sample variance is much smaller and training process is more stable. From the perspective of information theory, DropMessage keeps the property of information diversity, and is theoretically regarded as an upper bound of other random dropping methods. To sum up, the contributions of this paper are as follows:

- We propose a novel random dropping method, called

DropMessage, for all message-passing GNNs. Most of existing random dropping methods can be unified into our framework via performing masking in accordance with the certain rule on the message matrix. Then it is possible to regard these methods as one special form of DropMessage.

- We give theoretical analysis on random dropping methods and provide an upper bound of the dropping rate for DropMessage.
- We conduct sufficient experiments on seven datasets, containing two industrial datasets, in different downstream tasks. Experimental results show that DropMessage consistently performs well compared to different random dropping methods.

## 2 Related Work

To sort out the key logic of our work, we first review some related work about random dropping methods with a particular focus on GNNs.

In general, random dropping can be regarded as a form of feature-noising schema that alleviates over-fitting by artificially corrupting the training data. As a representative work, Dropout is first introduced by Hinton *et al.* [2012] and has been proved to be effective in many scenarios Abu-Mostafa [1990]; Burges and Schölkopf [1996]; Maaten *et al.* [2013]; Rifai *et al.* [2011a]; Simard *et al.* [1998]. Besides, Bishop Bishop [1995] demonstrates the equivalence of corrupted features and  $L_2$ -type regularization. Wager *et al.* [2013] show that the dropout regularizer is first-order equivalent to an  $L_2$  regularizer that being applied after scaling the features by an estimate of the inverse diagonal Fisher information matrix.

With the rapid development of GNNs, random dropping has also been generalized to the graph field, thus leading to three most common methods: *Dropout*, *DropEdge* Rong *et al.* [2019] and *DropNode* Feng *et al.* [2020]. Dropout performs random dropping operation on the node feature matrix, while DropEdge and DropNode, as the name implies, respectively act on the adjacency matrix (edges) and nodes. These random dropping methods can also be regarded as special forms of data augmentation, with the advantage of not requiring parameter estimation and easy to apply. All the methods mentioned above can be used to alleviate *over-fitting* and *over-smoothing* on GNNs. However, they can achieve effective performance only on some specific datasets and GNNs. The question of how to find an optimal dropping method that suitable for most cases still remains to be explored. Moreover, there is no theoretical explanation about the effectiveness of random dropping methods on GNNs, which adds some ambiguity to the function of these methods.

## 3 Notations and Preliminaries

**Notations.** Let  $\mathbf{G} = (\mathbf{V}, \mathbf{E})$  represent the graph, where  $\mathbf{V} = \{v_1, \dots, v_n\}$  denotes the set of  $n$  nodes, and  $\mathbf{E} \subseteq \mathbf{V} \times \mathbf{V}$  is the set of edges between nodes. The node features can be denoted as a matrix  $\mathbf{X} = \{x_1, \dots, x_n\} \in \mathbb{R}^{n \times c}$ , where  $x_i$  is the feature vector of the node  $v_i$ , and  $c$  is the

dimensionality of node features. The edges describe the relations between nodes and can be represented as an adjacent matrix  $\mathbf{A} = \{a_1, \dots, a_n\} \in \mathbb{R}^{n \times n}$ , where  $a_i$  denotes the  $i$ -th row of the adjacency matrix, and  $\mathbf{A}(i, j)$  denotes the relation between nodes  $v_i$  and  $v_j$ . Also, the node degrees are given by  $\mathbf{d} = \{d_1, \dots, d_n\}$ , where  $d_i$  computes the sum of edge weights connected to node  $v_i$ . Meanwhile, the degree of the whole graph is calculated by  $\mathbf{d}(\mathbf{G}) = \sum_i^n d_i$ . When we apply message-passing GNNs on  $\mathbf{G}$ , the message matrix can be represented as  $\mathbf{M} = \{m_1, \dots, m_k\} \in \mathbb{R}^{k \times c}$ , where  $m_i$  is a message propagated between nodes, and  $k$  is the total number of messages propagated on the graph.

**Message-passing GNNs.** Most of the existing GNN models adopt the message-passing framework, where each node sends messages to its neighbors and simultaneously receives messages from its neighbors. In the process of the propagation, node representations are updated based on node feature information and messages from neighbors, which can be formulated as

$$h_i^{(l+1)} = \gamma^{(l)}(h_i^{(l)}, \mathcal{AGG}_{j \in \mathcal{N}(i)}(\phi^{(l)}(h_i^{(l)}, h_j^{(l)}, e_{j,i}))) \quad (1)$$

where  $h_i^{(l)}$  denotes the hidden representation of node  $v_i$  in the  $l$ -th layer, and  $\mathcal{N}(i)$  is a set of nodes adjacent to node  $v_i$ ;  $e_{j,i}$  represents the edge from node  $j$  to node  $i$ ;  $\phi^{(l)}$  and  $\gamma^{(l)}$  are differentiable functions; and  $\mathcal{AGG}$  represents the aggregation operation. From the perspective of the whole graph, message-passing GNNs can also be regarded as conducting propagation on the message matrix  $\mathbf{M}$  which can be presented as follows:

$$\mathbf{M}^{(l)} = \mathbf{K}^{(l)} \mathbf{H}^{(l)} \quad (2)$$

where  $\mathbf{K}^{(l)} \in \mathbb{R}^{k \times n}$  comprises one-hot row vectors and each row vector indicates the source node of the message;  $\mathbf{H}^{(l)}$  is the hidden representations of the  $l$ -th layer and  $\mathbf{H}^{(0)} = \mathbf{X}$ .

## 4 Our Approach

In this section, we introduce our proposed *DropMessage*, which can be applied to all message-passing GNNs. We first describe the details of our approach, and further prove that the most common existing random dropping methods, i.e., Dropout, DropEdge and DropNode, can be unified into our framework. Based on that, we give a theoretical explanation of the effectiveness of these methods. After that, we theoretically analyze the superiority of DropMessage in terms of stabilizing the training process and keeping information diversity. Finally, we derive a theoretical upper bound to guide the selection of dropping rate  $\delta$ .

### 4.1 DropMessage

**Algorithm description.** Different from existing random dropping methods, DropMessage performs directly on the message matrix  $\mathbf{M}$  instead of the feature matrix or the adjacency matrix. More specifically, DropMessage conducts dropping on the message matrix with the dropping rate  $\delta$ , which means that  $\delta|\mathbf{M}|$  elements of the message matrix will be masked in expectation. Formally, this operation can be

Table 1: Overview of different random dropping methods in a view of Bernoulli sampling process.

Method	Formula
Dropout	$\tilde{\mathbf{X}}_{i,j} = \epsilon \mathbf{X}_{i,j}$
DropEdge	$\tilde{\mathbf{A}}_{i,j} = \epsilon \mathbf{A}_{i,j}$
DropNode	$\tilde{\mathbf{X}}_i = \epsilon \mathbf{X}_i$
DropMessage	$\tilde{\mathbf{M}}_{i,j} = \epsilon \mathbf{M}_{i,j}$

*s.t.*  $\epsilon \sim \text{Bernoulli}(1 - \delta)$

regarded as a sampling process. For each element  $\mathbf{M}_{i,j}$  in the message matrix, we generate an independent mask  $\epsilon_{i,j}$  to determine whether it will be preserved or not, according to a Bernoulli distribution  $\epsilon_{i,j} \sim \text{Bernoulli}(1 - \delta)$ . Then, we obtain the perturbed message matrix  $\tilde{\mathbf{M}}$  by multiplying each element with its mask. Finally, we scale  $\tilde{\mathbf{M}}$  with the factor of  $\frac{1}{1-\delta}$  to guarantee that the perturbed message matrix is equal to the original message matrix in expectation. Thus, the whole process can be expressed as  $\tilde{\mathbf{M}}_{i,j} = \frac{1}{1-\delta} \epsilon_{i,j} \mathbf{M}_{i,j}$ , where  $\epsilon_{i,j} \sim \text{Bernoulli}(1 - \delta)$ . The applied GNN model then propagates information via the perturbed message matrix  $\tilde{\mathbf{M}}$  instead of the original message matrix. It should be noted that DropMessage only affects on the training process.

**Unifying random dropping methods.** As we have mentioned above, DropMessage differs from existing methods by directly performing on messages instead of graphs. However, in intuition, the dropping of features, edges, nodes or messages will all eventually act on the message matrix. It inspires us to explore the theoretical connection between different dropping methods. As a start, we demonstrate that Dropout, DropEdge, DropNode, and DropMessage can all be formulated as Bernoulli sampling processes in Table 1. More importantly, we find that existing random dropping methods are actually special cases of DropMessage, and thus can be expressed in a uniform framework.

**Lemma 1.** *Dropout, DropEdge, DropNode, and DropMessage perform random masking on the message matrices in accordance with certain rules.*

We provide the equivalent operation on the message matrix of each method below.

**Dropout.** Dropping the elements  $X_{drop} = \{\mathbf{X}_{i,j} | \epsilon_{i,j} = 0\}$  in the feature matrix  $\mathbf{X}$  is equivalent to masking elements  $M_{drop} = \{\mathbf{M}_{i,j} | \text{source}(\mathbf{M}_{i,j}) \in X_{drop}\}$  in the message matrix  $\mathbf{M}$ , where  $\text{source}(\mathbf{M}_{i,j})$  indicates which element in the feature matrix that  $\mathbf{M}_{i,j}$  corresponds to.

**DropEdge.** Dropping the elements  $E_{drop} = \{\mathbf{E}_{i,j} | \mathbf{A}_{i,j} = 1 \text{ and } \epsilon_{i,j} = 0\}$  in the adjacency matrix  $\mathbf{A}$  is equivalent to masking elements  $M_{drop} = \{\mathbf{M}_i | \text{edge}(\mathbf{M}_i) \in E_{drop}\}$  in the message matrix  $\mathbf{M}$ , where  $\text{edge}(\mathbf{M}_i)$  indicates which edge that  $\mathbf{M}_i$  corresponds to.

**DropNode.** Dropping the elements  $V_{drop} = \{\mathbf{X}_i | \epsilon_i = 0\}$  in the feature matrix  $\mathbf{X}$  is equivalent to masking elements  $M_{drop} = \{\mathbf{M}_i | \text{node}(\mathbf{M}_i) \in V_{drop}\}$  in the message matrix  $\mathbf{M}$ , where  $\text{node}(\mathbf{M}_i)$  indicates which row in the feature matrix that  $\mathbf{M}_i$  corresponds to.

*DropMessage*. This method directly performs random masking on the message matrix  $\mathbf{M}$ .

According to above descriptions, we find DropMessage conduct finest-grained masking on the message matrix, which makes it the most flexible dropping method, and other methods can be regarded as a special form of DropMessage.

**Theoretical explanation of effectiveness.** Previous studies have explored and explained why random dropping works in the field of computer vision Wager *et al.* [2013]; Wan *et al.* [2013]. However, to the best of our knowledge, the effectiveness of random dropping on GNNs has not been studied yet. To fill this gap, based on the unified framework of existing methods, we next provide a theoretical analysis.

**Theorem 1.** *Unbiased random dropping on GNNs methods introduce an additional regularization term into the objective functions, which makes the models more robust.*

*Proof.* For analytical simplicity, we assume that the downstream task is a binary classification and we apply a single layer GCN Kipf and Welling [2017] as the backbone model, which can be formulated as  $\mathbf{H} = \overline{\mathbf{B}}\mathbf{M}\mathbf{W}$ , where  $\mathbf{M}$  denotes the message matrix,  $\mathbf{W}$  denotes the transformation matrix,  $\mathbf{B} \in \mathbb{R}^{n \times k}$  indicates which messages should be aggregated by each node and  $\overline{\mathbf{B}}$  is its normalized form. Also, we adopt sigmoid as non-linear function and present the result as  $\mathbf{Z} = \text{sigmoid}(\mathbf{H})$ . When we use cross-entropy as loss function, the objective function can be expressed as follows:

$$L_{CE} = \sum_{j, y_j=1} \log(1 + e^{-h_j}) + \sum_{k, y_k=0} \log(1 + e^{h_k}) \quad (3)$$

When performing random dropping on graphs, we use the perturbed message matrix  $\tilde{\mathbf{M}}$  instead of the original message matrix  $\mathbf{M}$ . Thus, the objective function in expectation can be expressed as follows:

$$E(\tilde{L}_{CE}) = L_{CE} + \sum_i \frac{1}{2} z_i (1 - z_i) \text{Var}(\tilde{h}_i) \quad (4)$$

More details of the derivation can be found in Appendix. As shown in Equation 4, random dropping methods on graphs introduce an extra regularization to the objective function. For binary classification tasks, this regularization enforces the classification probability approach to 0 or 1, thus a clearer judgment can be obtained. By reducing the variance of  $\tilde{h}_i$ , random dropping methods motivate the model to extract more essential high-level representations. Therefore, the robustness of the models is enhanced.  $\square$

## 4.2 Advantages of DropMessage

We give two additional analysis to demonstrate the advantages of DropMessage on two aspects: stabilizing the training process and keeping diverse information.

**Reducing sample variance.** All random dropping methods are challenged by the problem of unstable training process. As existing works suggest, it is caused by the random noises introduced into each training epoch. These noises then add the difficulty of parameter coverage and the instability of training process. Generally, *sample variance* can be used to measure the degree of stability. According to Table 1, the

input of each training epoch can be regarded as a random sample of the whole graph, and the sample variance is calculated by the average difference of every two independent samples. Compared with other random dropping methods, DropMessage effectively alleviates the aforementioned problem by reducing the sample variance.

**Theorem 2.** *DropMessage presents the smallest sample variance among existing random dropping methods on message-passing GNNs with the same dropping rate  $\delta$ .*

We leave the proof in Appendix. Intuitively, DropMessage independently determines whether an element in the message matrix is masked or not, which is exactly the smallest Bernoulli trail for random dropping on the message matrix. By reducing the sample variance, DropMessage diminishes the difference of message matrices among distinct training epochs, which stabilizes the training process and expedites the convergence. The reason why DropMessage has the minimum sample variance is that it is the finest-grained random dropping method for GNN models. When applying DropMessage, each element  $M_{i,j}$  will be independently judged that whether it should be masked.

**Keeping diverse information.** In the following, we compare different random dropping methods with their degree of losing *information diversity*, from the perspective of information theory.

**Definition 1.** *The information diversity consists of feature diversity and topology diversity. Feature diversity is defined as the total number of preserved feature dimensions from distinct source nodes; topology diversity is defined as the total number of directed edges propagating at least one dimension message.*

With the above definition, we claim that a method possesses the ability of *keeping information diversity* only under the condition where neither the feature diversity nor the topology diversity decreases after random dropping.

**Lemma 2.** *None of Dropout, DropEdge, and DropNode is able to keep information diversity.*

According to Definition 1, when we drop an element of the feature matrix  $\mathbf{X}$ , all corresponding elements in the message matrix are masked and the feature diversity is decreased by 1. When we drop an edge in adjacency matrix, the corresponding two rows for undirected graphs in the message matrix are masked and the topology diversity is decreased by 2. Similarly, when we drop a node, *i.e.*, a row in the feature matrix, elements in the corresponding rows of the message matrix are all masked. Both the feature diversity and the topology diversity are therefore decreased. Thus, for all of these methods, their feature and topology information cannot be completely recovered by propagated messages, leading to the loss of information diversity.

**Theorem 3.** *DropMessage can keep information diversity in expectation when  $\delta_i \leq 1 - \min(\frac{1}{d_i}, \frac{1}{c})$ , where  $\delta_i$  is the dropping rate for node  $v_i$ ,  $d_i$  is the out-degree of  $v_i$ , and  $c$  is the feature dimension.*

*Proof.* DropMessage conducts random dropping directly on message matrix  $\mathbf{M}$ . To keep the diversity of the topology

information, we expect that at least one element of each row in message matrix  $\mathbf{M}$  can be preserved in expectation:

$$E(|\mathbf{M}_f|) \geq 1 \Rightarrow (1 - \delta)c \geq 1 \Rightarrow \delta \leq 1 - \frac{1}{c} \quad (5)$$

To keep the diversity of the feature information, we expect that for every element in the feature matrix  $\mathbf{X}$ , at least one of its corresponding elements in the message matrix  $\mathbf{M}$  is preserved in expectation:

$$E(|\mathbf{M}_e|) \geq 1 \Rightarrow (1 - \delta_i)d_i \geq 1 \Rightarrow \delta_i \leq 1 - \frac{1}{d_i} \quad (6)$$

Therefore, to keep the information diversity, the dropping rate  $\delta_i$  should satisfy both Equation 5 and Equation 6 as

$$\delta_i \leq 1 - \min\left(\frac{1}{d_i}, \frac{1}{c}\right) \quad (7)$$

□

From the perspective of information theory, a random dropping method with the capability of keeping information diversity can preserve more information and theoretically perform better than those without such capability. Thus, it can explain why our method performs better than those existing dropping methods. Actually, we may only set one dropping rate  $\delta$  for the whole graph rather than for each node in practice. Consequently, both DropMessage and other methods may lose some information. However, DropMessage still preserves more information than other methods with the same dropping rate even under this circumstance. It is demonstrated that DropMessage remains its advantage in real-world scenarios.

## 5 Experiments

### 5.1 Experimental Setup

We empirically validate the effectiveness and adaptability of our proposed DropMessage in this section. In particular, we explore the following questions: 1) Does DropMessage outperform other random dropping methods on GNNs? 2) Could DropMessage further improve the robustness and training efficiency of GNNs? 3) Does information diversity (described in Definition 1) matter in GNNs?

**Datasets.** We employ 7 graph datasets in our experiments, including 5 public datasets *Cora*, *CiteSeer*, *PubMed*, *ogbn-arxiv*, *Flickr* and 2 industrial datasets *FinV*, *Telecom*. See data descriptions and statistics in Appendix.

**Baseline methods.** We compare our proposed DropMessage with other existing random dropping methods, including Dropout Hinton *et al.* [2012], DropEdge Rong *et al.* [2019], and DropNode Feng *et al.* [2020]. We adopt these dropping methods on various GNNs as the backbone model, and compare their performances on different datasets.

**Backbone models.** In this paper, we mainly consider three mainstream GNNs as our backbone models: GCN Kipf and Welling [2017], GAT Velickovic *et al.* [2018], and APPNP Klicpera *et al.* [2019]. We take the official practice of these methods while make some minor modifications. More implementation details can be found in Appendix.

### 5.2 Comparison Results

Table 2 summarizes the overall results. For the node classification task, the performance is measured by accuracy on five public datasets as their label distributions are rather balanced. As for the two imbalanced industrial datasets, we employ F1 scores. When it comes to the link prediction task, we calculate the AUC values for comparisons.

**Effect of random dropping methods.** It is observed that random dropping methods consistently outperform GNNs without random dropping in both node classification and link prediction. Besides, we see that the effects of random dropping methods vary over different datasets, backbone models, and downstream tasks. For example, random dropping methods on APPAP obtain an average accuracy improvement of 1.4% on CiteSeer, while 0.1% on PubMed. Meanwhile, random dropping methods achieve 2.1% accuracy improvement for GCN on Cora, while only 0.8% for GAT.

**Comparison of different dropping methods.** Our proposed DropMessage works well in all settings, exhibiting its strong adaptability to various scenarios. Overall, we have 21 settings under the node classification task, each of which is a combination of different backbone models and datasets (*e.g.*, GCN-Cora). It is showed that DropMessage achieves the optimal results in 15 settings, and gets sub-optimal results in the rest. As to 9 settings under the link prediction task, DropMessage achieves the optimal results in 5 settings, and sub-optimal results in the rest. Moreover, the stable performance of DropMessage over all datasets compared to other methods is clearly presented. Taking DropEdge as the counterexample, it appears strong performance on industrial datasets but demonstrates a clear drop on public ones. A reasonable explanation is that the message matrix patterns reserved by distinct mask methods vary from each other as presented in Table 1. With the favor of its finest-grained dropping strategy, DropMessage obtains smaller inductive bias. Thus, compared with other methods, DropMessage is more applicable in most scenarios.

### 5.3 Additional Results

**Robustness analysis.** We study the robustness of dropping methods through measuring their ability of handling perturbed graphs. To guarantee that the initial data is comparatively clean, we conduct experiments on three citation networks: Cora, CiteSeer, and PubMed. We randomly add a certain ratio of edges into these datasets and perform the node classification. We find that all the random dropping methods have positive effects when the perturbation rate increases from 0% to 30%. The average improvement in the case of 30% perturbation reached 37% compared to that without perturbation, which indicates that the random dropping methods strengthen the robustness of GNN models. Besides, our proposed DropMessage shows its versatility and outperforms other dropping methods in noisy situations. Detailed results are exhibited in Appendix.

**Over-smoothing analysis.** Over-smoothing is a common issue on GNNs Li *et al.* [2018b], which implies that the node representations become indistinguishable as the net-

Table 2: Comparison results of different random dropping methods. The best results are in bold, while the second-best ones are underlined.

Model	Task & Dataset		Node classification					Link prediction		
	Cora	CiteSeer	PubMed	ogbn-arxiv	Flickr	Telecom	FinV	Cora	CiteSeer	PubMed
GCN	80.68	70.83	78.97	70.08	51.88	0.6080	0.4220	0.9198	0.8959	0.9712
GCN-Dropout	<u>83.16</u>	71.48	<u>79.13</u>	71.16	<u>52.22</u>	0.6601	0.4526	0.9278	<b>0.9107</b>	<u>0.9766</u>
GCN-DropEdge	81.69	71.43	<u>79.06</u>	70.88	52.14	<u>0.6650</u>	<u>0.4729</u>	<u>0.9295</u>	0.9067	0.9762
GCN-DropNode	83.04	<b>72.12</b>	79.00	70.98	52.13	0.6243	0.4571	0.9238	0.9052	0.9748
GCN-DropMessage	<b>83.33</b>	<u>71.83</u>	<b>79.20</b>	<b>71.27</b>	<b>52.23</b>	<b>0.6710</b>	<b>0.4876</b>	<b>0.9305</b>	<u>0.9071</u>	<b>0.9772</b>
GAT	81.35	70.14	77.20	70.32	49.88	0.7050	0.4467	0.9118	0.8895	0.9464
GAT-Dropout	<b>82.41</b>	71.31	<b>78.31</b>	<b>71.28</b>	49.98	0.7382	0.4539	0.9182	0.9055	0.9536
GAT-DropEdge	81.82	71.17	77.70	70.67	<u>50.04</u>	<u>0.7568</u>	<b>0.4896</b>	0.9206	0.9037	0.9493
GAT-DropNode	82.08	<u>71.44</u>	77.98	70.96	49.92	0.7214	0.4647	<b>0.9224</b>	<b>0.9104</b>	<b>0.9566</b>
GAT-DropMessage	<u>82.20</u>	<b>71.48</b>	<u>78.14</u>	<u>71.13</u>	<b>50.13</b>	<b>0.7574</b>	<u>0.4861</u>	<u>0.9216</u>	<u>0.9076</u>	<u>0.9553</u>
APPNP	81.45	70.62	79.79	69.11	50.47	0.6217	0.3952	0.9058	0.8844	0.9531
APPNP-Dropout	82.23	71.93	<u>79.92</u>	<u>69.36</u>	50.55	0.6578	0.4023	0.9119	0.9071	0.9611
APPNP-DropEdge	<b>82.75</b>	<u>72.10</u>	79.83	69.15	<u>50.61</u>	0.6591	0.4149	<u>0.9139</u>	<u>0.9131</u>	<u>0.9626</u>
APPNP-DropNode	81.79	71.50	79.81	69.27	50.53	0.6412	<u>0.4182</u>	0.9068	0.8979	0.9561
APPNP-DropMessage	<u>82.37</u>	<b>72.65</b>	<b>80.04</b>	<b>69.72</b>	<b>50.72</b>	<b>0.6619</b>	<b>0.4378</b>	<b>0.9165</b>	<b>0.9141</b>	<b>0.9634</b>

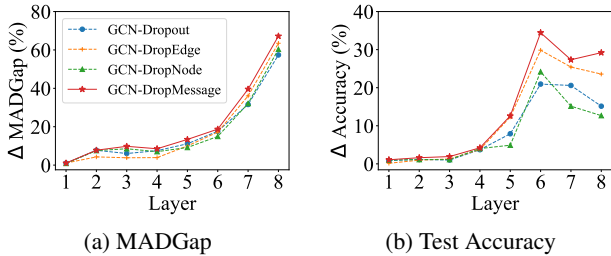


Figure 2: Over-Smoothing Analysis.

work depth increases. In this part, we evaluate the effects that various random dropping methods exert on this issue, and measure the degree of over-smoothing by MADGap Chen *et al.* [2020]. It should be noted that here a smaller value indicates the more indistinguishable node representations and vice versa. Experiments are conducted on Cora with GCNs serving as backbone models. Figure 2 shows the relative increase of MADGap values and test accuracies of the final node representations compared to the original model without any random dropping techniques. The results indicate that all these random dropping methods can alleviate over-smoothing by increasing the MADGap values and test accuracies when the depth of the model increases. Among all random dropping methods, our proposed DropMessage exhibits a superiority of consistency. It obtains an average improvement of 3.3% on MADGap values and an average improvement of 4.9% on test accuracies compared to other random dropping methods when the layer number  $l \geq 3$ . This result can be explained by the fact that DropMessage can generate more various messages than other methods, which prevents the nodes from converging to the same representations to some extent.

**Training process analysis.** We conduct experiments to analyze the loss during the training process when employing different random dropping methods. The experimental results (see details in Appendix) suggest that DropMessage presents the smallest sample variance among all methods, thus achieving the fastest convergence and the most stable performance.

This is consistent with the theoretical results in Section 4.2.

**Information diversity analysis.** We conduct experiments to

Table 3: Classification accuracy (%) for information diversity analysis (where AVG denotes average, and NW denotes nodewise).

Model	GCN		GAT		APPNP	
	AVG	NW	AVG	NW	AVG	NW
Accuracy (%)	81.62	82.67	80.81	81.61	80.71	81.56

evaluate the importance of information diversity for message-passing GNN models. We set Cora as our experimental dataset, which contains 2708 nodes and 5429 edges. The average node degree of Cora is close to 4. According to Equation 7, the upper bound of dropping rate is calculated from the node degree and the feature dimension. The feature dimension number of Cora is 1433, which is much larger than the number of node degree. Therefore, the upper bound is only determined by the degree of the node. In (backbone)-nodewise settings, we set the dropping rate to be equal to its upper bound  $\delta_i = 1 - \frac{1}{d_i}$  for each node. In (backbone)-average settings, we set the dropping rate  $\delta_i = 0.75 + \epsilon_i$ , where  $\epsilon_i \sim Uniform(-0.15, 0.15)$ . Both of these settings employ DropMessage. The average random dropping rate of all nodes is almost identical under these two settings, but only the former one can keep the information diversity in expectation. Table 3 presents the results. The (backbone)-nodewise settings outperform (backbone)-average settings regardless of which backbone model is selected. The results indicate the importance of keeping information diversity.

## 6 Conclusion

In this paper, we propose DropMessage, a general random dropping method for message-passing GNN models. We first unify all random dropping methods to our framework via performing dropping on the message matrix and analyzing their effects. Then we illustrate the superiority of DropMessage theoretically in stabilizing the training process and keeping

information diversity. Due to its fine-grained dropping operations on the message matrix, DropMessage shows greater applicability in most cases. By conducting experiments for multiple tasks on five public datasets and two industrial datasets, we demonstrate the effectiveness and generalization of our proposed method.

## References

- Yaser S Abu-Mostafa. Learning from hints in neural networks. *Journal of complexity*, 6(2):192–198, 1990.
- Ferhat Alkan and Cesim Erten. Rednemo: topology-based ppi network reconstruction via repeated diffusion with neighborhood modifications. volume 33, pages 537–544, 2017.
- James Atwood and Don Towsley. Diffusion-convolutional neural networks. 2015.
- Sambaran Bandyopadhyay, N Lokesh, and M Narasimha Murty. Outlier aware network embedding for attributed networks. In *AAAI*, volume 33, pages 12–19, 2019.
- Charles M. Bishop. Training with noise is equivalent to tikhonov regularization. *Neural Computation*, 7:108–116, 1995.
- Deyu Bo, Xiao Wang, Chuan Shi, and Huawei Shen. Beyond low-frequency information in graph convolutional networks. In *Proceedings of the AAAI Conference on Artificial Intelligence*, volume 35, pages 3950–3957, 2021.
- Shaked Brody, Uri Alon, and Eran Yahav. How attentive are graph attention networks? *ArXiv*, abs/2105.14491, 2021.
- Joan Bruna, Wojciech Zaremba, Arthur Szlam, and Yann LeCun. Spectral networks and locally connected networks on graphs. 2013.
- C. Burges and B. Schölkopf. Improving the accuracy and speed of support vector machines. In *NIPS*, 1996.
- Carlo Vittorio Cannistraci, Gregorio Alanis-Lobato, and Timothy Ravasi. Minimum curvilinearity to enhance topological prediction of protein interactions by network embedding. volume 29, pages i199–i209, 2013.
- Jianfei Chen, Jun Zhu, and Le Song. Stochastic training of graph convolutional networks with variance reduction. 2017.
- Jie Chen, Tengfei Ma, and Cao Xiao. Fastgcn: fast learning with graph convolutional networks via importance sampling. *arXiv preprint arXiv:1801.10247*, 2018.
- Deli Chen, Yankai Lin, W. Li, Peng Li, Jie Zhou, and Xu Sun. Measuring and relieving the over-smoothing problem for graph neural networks from the topological view. In *AAAI*, 2020.
- Michaël Defferrard, Xavier Bresson, and Pierre Vandergheynst. Convolutional neural networks on graphs with fast localized spectral filtering. 2016.
- Ming Ding, Jie Tang, and Jie Zhang. Semi-supervised learning on graphs with generative adversarial nets. In *CIKM*, pages 913–922, 2018.
- Wenzheng Feng, Jie Zhang, Yuxiao Dong, Yu Han, Huanbo Luan, Qian Xu, Qiang Yang, Evgeny Kharlamov, and Jie Tang. Graph random neural networks for semi-supervised learning on graphs. *NeurIPS*, 33, 2020.
- Matthias Fey and Jan Eric Lenssen. Fast graph representation learning with pytorch geometric. *arXiv preprint arXiv:1903.02428*, 2019.
- Justin Gilmer, Samuel S Schoenholz, Patrick F Riley, Oriol Vinyals, and George E Dahl. Neural message passing for quantum chemistry. In *ICML*, pages 1263–1272, 2017.
- Roger Guimerà and Marta Sales-Pardo. Missing and spurious interactions and the reconstruction of complex networks. In *PNAS*, volume 106, pages 22073–22078, 2009.
- Will Hamilton, Zhitao Ying, and Jure Leskovec. Inductive representation learning on large graphs. In *NeurIPS*, pages 1024–1034, 2017.
- Geoffrey E. Hinton, Nitish Srivastava, A. Krizhevsky, Ilya Sutskever, and R. Salakhutdinov. Improving neural networks by preventing co-adaptation of feature detectors. *ArXiv*, abs/1207.0580, 2012.
- Weihua Hu, Matthias Fey, Marinka Zitnik, Yuxiao Dong, Hongyu Ren, Bowen Liu, Michele Catasta, and Jure Leskovec. Open graph benchmark: Datasets for machine learning on graphs. *arXiv preprint arXiv:2005.00687*, 2020.
- Yuri Hulovatyy, Ryan W Solava, and Tijana Milenković. Revealing missing parts of the interactome via link prediction. volume 9, page e90073, 2014.
- Eric Jang, Shixiang Gu, and Ben Poole. Categorical reparameterization with gumbel-softmax. 2016.
- Wei Jin, Yao Ma, Xiaorui Liu, Xianfeng Tang, Suhang Wang, and Jiliang Tang. Graph structure learning for robust graph neural networks. *arXiv preprint arXiv:2005.10203*, 2020.
- Diederik P Kingma and Jimmy Ba. Adam: A method for stochastic optimization. 2014.
- Diederik P Kingma and Max Welling. Auto-encoding variational bayes. 2013.
- Thomas N Kipf and Max Welling. Variational graph auto-encoders. In *ArXiv*, volume abs/1611.07308, 2016.
- Thomas N Kipf and Max Welling. Semi-supervised classification with graph convolutional networks. In *International Conference on Learning Representations*, 2017.
- Johannes Klicpera, Aleksandar Bojchevski, and Stephan Günnemann. Predict then propagate: Graph neural networks meet personalized pagerank. In *ICLR*, 2019.
- Chengwei Lei and Jianhua Ruan. A novel link prediction algorithm for reconstructing protein–protein interaction networks by topological similarity. volume 29, pages 355–364, 2013.
- Yujia Li, Daniel Tarlow, Marc Brockschmidt, and Richard Zemel. Gated graph sequence neural networks. 2015.
- Qimai Li, Zhichao Han, and Xiao-Ming Wu. Deeper insights into graph convolutional networks for semi-supervised learning. In *AAAI*, volume 32, 2018.



- Qimai Li, Zhichao Han, and Xiao-Ming Wu. Deeper insights into graph convolutional networks for semi-supervised learning. In *AAAI*, 2018.
- Yaxin Li, Wei Jin, Han Xu, and Jiliang Tang. Deeprobust: A pytorch library for adversarial attacks and defenses. *arXiv preprint arXiv:2005.06149*, 2020.
- Jiongqian Liang, Peter Jacobs, Jiankai Sun, and Srinivasan Parthasarathy. Semi-supervised embedding in attributed networks with outliers. In *SDM*, pages 153–161, 2018.
- Dongsheng Luo, Wei Cheng, Wenchao Yu, Bo Zong, Jingchao Ni, Haifeng Chen, and Xiang Zhang. Learning to drop: Robust graph neural network via topological denoising. *arXiv preprint arXiv:2011.07057*, 2020.
- L. V. D. Maaten, Minmin Chen, Stephen Tyree, and Kilian Q. Weinberger. Learning with marginalized corrupted features. In *ICML*, 2013.
- Chris J Maddison, Andriy Mnih, and Yee Whye Teh. The concrete distribution: A continuous relaxation of discrete random variables. 2016.
- Kiyotoshi Matsuoka. Noise injection into inputs in back-propagation learning. *IEEE Transactions on Systems, Man, and Cybernetics*, 22(3):436–440, 1992.
- Miller McPherson, Lynn Smith-Lovin, and James M Cook. Birds of a feather: Homophily in social networks. In *Annual review of sociology*, volume 27, pages 415–444, 2001.
- Hoang NT, Choong Jun Jin, and Tsuyoshi Murata. Learning graph neural networks with noisy labels. *arXiv preprint arXiv:1905.01591*, 2019.
- Akifumi Okuno and Hidetoshi Shimodaira. Robust graph embedding with noisy link weights. In *AISTATS*, pages 664–673, 2019.
- Kenta Oono and Taiji Suzuki. Graph neural networks exponentially lose expressive power for node classification. *arXiv: Learning*, 2020.
- Liming Pan, Tao Zhou, Linyuan Lü, and Chin-Kun Hu. Predicting missing links and identifying spurious links via likelihood analysis. volume 6, pages 1–10, 2016.
- Hongbin Pei, Bingzhen Wei, Kevin Chen-Chuan Chang, Yu Lei, and Bo Yang. Geom-gcn: Geometric graph convolutional networks. In *International Conference on Learning Representations*, 2020.
- Zhenyu Qiu, Wenbin Hu, Jia Wu, ZhongZheng Tang, and Xiaohua Jia. Noise-resilient similarity preserving network embedding for social networks. In *IJCAI*, pages 3282–3288, 2019.
- Lakshmish Ramaswamy, Bugra Gedik, and Ling Liu. A distributed approach to node clustering in decentralized peer-to-peer networks. In *TPDS*, volume 16, pages 814–829, 2005.
- S. Rifai, Yann Dauphin, Pascal Vincent, Yoshua Bengio, and X. Muller. The manifold tangent classifier. In *NIPS*, 2011.
- S. Rifai, Xavier Glorot, Yoshua Bengio, and Pascal Vincent. Adding noise to the input of a model trained with a regularized objective. *ArXiv*, abs/1104.3250, 2011.
- Yu Rong, Wenbing Huang, Tingyang Xu, and Junzhou Huang. Dropedge: Towards deep graph convolutional networks on node classification. In *ICLR*, 2019.
- Veeru Sadhanala, Yu-Xiang Wang, and Ryan Tibshirani. Graph sparsification approaches for laplacian smoothing. In *Artificial Intelligence and Statistics*, pages 1250–1259. PMLR, 2016.
- Prithviraj Sen, Galileo Namata, Mustafa Bilgic, Lise Getoor, Brian Galligher, and Tina Eliassi-Rad. Collective classification in network data. volume 29, pages 93–93, 2008.
- Patrice Y Simard, Yann A LeCun, John S Denker, and Bernard Victorri. Transformation invariance in pattern recognition—tangent distance and tangent propagation. In *Neural networks: tricks of the trade*, pages 239–274. Springer, 1998.
- Nitish Srivastava, Geoffrey Hinton, Alex Krizhevsky, Ilya Sutskever, and Ruslan Salakhutdinov. Dropout: a simple way to prevent neural networks from overfitting. volume 15, pages 1929–1958, 2014.
- Petar Velickovic, Guillem Cucurull, Arantxa Casanova, Adriana Romero, Pietro Lio, and Yoshua Bengio. Graph attention networks. In *International Conference on Learning Representations*, 2018.
- Stefan Wager, Sida I. Wang, and Percy Liang. Dropout training as adaptive regularization. In *NIPS*, 2013.
- Li Wan, Matthew D. Zeiler, Sixin Zhang, Y. LeCun, and R. Fergus. Regularization of neural networks using drop-connect. In *ICML*, 2013.
- Bo Wang, Armin Pourshafeie, Marinka Zitnik, Junjie Zhu, Carlos D Bustamante, Serafim Batzoglou, and Jure Leskovec. Network enhancement as a general method to denoise weighted biological networks. *Nature communications*, 9(1):1–8, 2018.
- Tailin Wu, Hongyu Ren, Pan Li, and Jure Leskovec. Graph information bottleneck. *arXiv preprint arXiv:2010.12811*, 2020.
- Zonghan Wu, Shirui Pan, Fengwen Chen, Guodong Long, Chengqi Zhang, and S Yu Philip. A comprehensive survey on graph neural networks. *TNNLS*, 2020.
- Keyulu Xu, C. Li, Yonglong Tian, Tomohiro Sonobe, K. Kawarabayashi, and S. Jegelka. Representation learning on graphs with jumping knowledge networks. In *ICML*, 2018.
- Keyulu Xu, Weihua Hu, Jure Leskovec, and Stefanie Jegelka. How powerful are graph neural networks? *ICLR*, 2019.
- Jiarong Xu, Yang Yang, Chunping Wang, Zongtao Liu, Jing Zhang, Lei Chen, and Jianguang Lu. Robust network enhancement from flawed networks. *TKDE*, 2020.
- Y. Yang, Yuhong Xu, Chunping Wang, Yizhou Sun, Fei Wu, Yueting Zhuang, and Ming Gu. Understanding default behavior in online lending. *Proceedings of the 28th ACM International Conference on Information and Knowledge Management*, 2019.



Y. Yang, Yuhong Xu, Yizhou Sun, Yuxiao Dong, Fei Wu, and Y. Zhuang. Mining fraudsters and fraudulent strategies in large-scale mobile social networks. *IEEE Transactions on Knowledge and Data Engineering*, 33:169–179, 2021.

Rex Ying, Ruining He, Kaifeng Chen, Pong Eksombatchai, William L Hamilton, and Jure Leskovec. Graph convolutional neural networks for web-scale recommender systems. In *SIGKDD*, pages 974–983, 2018.

Hanqing Zeng, Hongkuan Zhou, Ajitesh Srivastava, R. Kannan, and V. Prasanna. Graphsaint: Graph sampling based inductive learning method. *ArXiv*, abs/1907.04931, 2020.

Lingxiao Zhao and L. Akoglu. Pairnorm: Tackling over-smoothing in gnn. *ArXiv*, abs/1909.12223, 2020.

Jing Zhao, Lili Miao, Jian Yang, Haiyang Fang, Qian-Ming Zhang, Min Nie, Petter Holme, and Tao Zhou. Prediction of links and weights in networks by reliable routes. volume 5, pages 1–15, 2015.

Cheng Zheng, Bo Zong, Wei Cheng, Dongjin Song, Jingchao Ni, Wenchao Yu, Haifeng Chen, and Wei Wang. Robust graph representation learning via neural sparsification. In *ICML*, pages 11458–11468, 2020.

Jie Zhou, Ganqu Cui, Zhengyan Zhang, Cheng Yang, Zhiyuan Liu, Lifeng Wang, Changcheng Li, and Maosong Sun. Graph neural networks: A review of methods and applications. *arXiv preprint arXiv:1812.08434*, 2018.

Xingquan Zhu and Xindong Wu. Class noise vs. attribute noise: A quantitative study. In *Artif Intell Rev*, volume 22, pages 177–210, 2004.

Dingyuan Zhu, Ziwei Zhang, Peng Cui, and Wenwu Zhu. Robust graph convolutional networks against adversarial attacks. In *SIGKDD*, pages 1399–1407, 2019.

Daniel Zügner, Amir Akbarnejad, and Stephan Günnemann. Adversarial attacks on neural networks for graph data. *Proceedings of the 24th ACM SIGKDD International Conference on Knowledge Discovery & Data Mining*, 2018.

## 7 Appendix

### 7.1 Derivation Details

#### Detailed proof of Theorem 1.

**Theorem 1** *Unbiased random dropping methods introduce an extra regularization term into the objective functions, which make the models more robust.*

We give more derivation details of Theorem 1. When we use cross-entropy as the loss function, the objective function can be expressed as follows:

$$\begin{aligned} L_{CE} &= - \sum_{j, y_j=1} \log(z_j) - \sum_{k, y_k=0} \log(1 - z_k) \\ &= \sum_{j, y_j=1} \log(1 + e^{-h_j}) + \sum_{k, y_k=0} \log(1 + e^{h_k}) \end{aligned}$$

According to above equation, the initial objective function is  $L_{CE} = \sum_{j, y_j=1} \log(1 + e^{-h_j}) + \sum_{k, y_k=0} \log(1 + e^{h_k})$ . When we perturb the message matrix, the objective function

can be regarded as a process of adding a bias to the original function, expressed as follows:

$$\begin{aligned} E(\tilde{L}_{CE}) &= \sum_{j, y_j=1} [\log(1 + e^{-h_j}) + E(f(\tilde{h}_j, h_j))] \\ &\quad + \sum_{k, y_k=0} [\log(1 + e^{h_k}) + E(g(\tilde{h}_k, h_k))] \end{aligned}$$

where  $f(\tilde{h}_j, h_j) = \log(1 + e^{-\tilde{h}_j}) - \log(1 + e^{-h_j})$ , and  $g(\tilde{h}_k, h_k) = \log(1 + e^{\tilde{h}_k}) - \log(1 + e^{h_k})$ . We can approximate it with the second-order Taylor expansion of  $f(\cdot)$  and  $g(\cdot)$  around  $h_i$ . Thus, the objective function in expectation can be expressed as bellow:

$$\begin{aligned} E(\tilde{L}_{CE}) &= L_{CE} \\ &\quad + E\left(\sum_{j, y_j=1} [(-1 + z_j)(\tilde{h}_j - h_j) + \frac{1}{2}z_j(1 - z_j)(\tilde{h}_j - h_j)^2]\right) \\ &\quad + E\left(\sum_{k, y_k=0} [z_k(\tilde{h}_k - h_k) + \frac{1}{2}z_k(1 - z_k)(\tilde{h}_k - h_k)^2]\right) \\ &= L_{CE} + \sum_i \frac{1}{2}z_i(1 - z_i)Var(\tilde{h}_i) \end{aligned}$$

#### Proof of Theorem 2.

**Theorem 2** *DropMessage presents the smallest sample variance among all existing random dropping methods on message-passing GNNs with the same dropping rate  $\delta$ .*

*Proof.* As stated in Lemma 1, all random dropping methods on graphs can be converted to masking operations on the message matrix  $\mathbf{M}$ . We can measure the difference of message matrices in different epochs by the way of comparing the sample variance of random dropping methods, which can be measured via the norm variance of the message matrix  $|\mathbf{M}|_F$ . Without loss of generality, we assume the original message matrix  $\mathbf{M}$  is  $\mathbf{1}_{n \times n}$ , i.e., every element is 1. Thus, we can calculate its sample variance via the 1-norm of the message matrix.

We consider that the message-passing GNNs do not possess the node-sampler or the edge-sampler, which means every directed edge corresponds to a row vector in the message matrix  $\mathbf{M}$ . For analytical simplicity, we assume that the graph is undirected and the degree of each node is  $d$ . In this case,  $k = 2|E| = nd$  rows of the message matrix counts in total. All random dropping methods can be considered as multiple independent Bernoulli samplings. The whole process conforms to a binomial distribution, and so we can calculate the variance of  $|\mathbf{M}|$ .

*Dropout.* Perform  $nc$  times of Bernoulli sampling. Dropping an element in the feature matrix leads to masking  $d$  elements in the message matrix. Its variance can be calculated by  $Var_{do}(|\mathbf{M}|) = (1 - \delta)\delta ncd^2$ .

*DropEdge.* Perform  $\frac{nd}{2}$  times of Bernoulli sampling. Dropping an element in the adjacency matrix leads to masking  $2c$  elements in the message matrix. Its variance can be calculated by  $Var_{de}(|\mathbf{M}|) = 2(1 - \delta)\delta nc^2d$ .

*DropNode.* Perform  $n$  times of Bernoulli sampling. Dropping an element in the node set leads to masking  $cd$  elements

in the message matrix. Its variance can be calculated by  $Var_{dn}(|\mathbf{M}|) = (1 - \delta)\delta n c^2 d^2$ .

**DropMessage.** Perform  $ncd$  times of Bernoulli sampling. Dropping an element in the message matrix leads to masking 1 elements in the message matrix. Its variance can be calculated by  $Var_{dm}(|\mathbf{M}|) = (1 - \delta)\delta ncd$ .

Therefore, the variances of the random dropping methods are sorted as follows:

$$Var_{dm}(|\mathbf{M}|) \leq Var_{do}(|\mathbf{M}|) \leq Var_{dn}(|\mathbf{M}|)$$

$$Var_{dm}(|\mathbf{M}|) \leq Var_{de}(|\mathbf{M}|)$$

Our DropMessage has the smallest sample variance among all existing random dropping methods.  $\square$

## 7.2 Experiment Details

**Dataset descriptions.** We give more details about the 7 datasets that are applied in our experiments.

- *Cora, CiteSeer, PubMed, ogbn-arxiv*: These 4 different citation networks are widely used as graph benchmarks Hu *et al.* [2020]; Sen *et al.* [2008]. We conduct node classification tasks on each dataset to determine the research area of papers/researchers. We also consider link prediction on the first three graphs to predict whether one paper cites another.
- *Flickr*: It is provided by Flickr, the largest photo-sharing website Zeng *et al.* [2020]. One node in the graph represents one image uploaded to Flickr. If two images share some common properties (*e.g.*, same geographic location, same gallery, or comments by the same user), an edge between the nodes of these two images will appear. We conduct the node classification task that aims to categorize these images into 7 classes determined by their tags.
- *FinV, Telecom*: These are two real-world mobile communication networks provided by FinVolution Group Yang *et al.* [2019] and China Telecom Yang *et al.* [2021], respectively. In the two datasets, nodes represent users, and edges indicate the situation where two users have communicated with each other at a certain frequency. The task is to identify whether a user is a default borrower or a telecom fraudster.

**Dataset statistics.** Table 4 shows the statistics of datasets.

Table 4: Dataset Statistics.

Dataset	Nodes	Edges	Feature	Classes
Cora	2708	5429	1433	7
CiteSeer	3327	4732	3703	6
PubMed	19717	44338	500	3
ogbn-arxiv	169343	1166243	128	40
Flickr	89250	899756	500	7
FinV	340751	1575498	261	2
Telecom	509304	809996	21	2

**Backbone models.** All these backbone models have random dropping modules for different steps in their model implementation. For instance, GAT models perform random

dropping after self-attention calculation, while APPNP models perform random dropping at the beginning of each iteration. For a fair comparison, we unify the implementation of random dropping modules in the same step for different backbone models. We fix Dropout, DropEdge and DropNode on the initial input and fix DropMessage on the start point of the message propagation process.

**Implementation details.** We conduct 20 independent experiments for each setting and obtain the average results. We adjust the dropping rate from 0.1 to 0.9 in steps of 0.1 and select the optimal one for each setting. On the five public datasets, we continue to employ the same hyper-parameter settings as previous works have proposed. And on the two real-world datasets, we obtain the best parameters through careful tuning.

As for public datasets *Cora, CiteSeer, PubMed*, and *Flickr*, we apply two-layer models. However, when it comes to the public dataset *ogbn-arxiv* and two industrial datasets, *Telecom* and *FinV*, we employ three-layer models with two batch normalization layers between the network layers. These experimental settings are identical for node classification tasks and link prediction tasks. The number of hidden units on GCNs is 16 for *Cora, CiteSeer, PubMed*, and is 64 for others. For GATs, we apply eight-head models with 8 hidden units for *Cora, CiteSeer, PubMed*, and use single-head models with 128 hidden units for the other datasets. As for APPNPs, we use the teleport probability  $\alpha = 0.1$  and  $K = 10$  power iteration steps. The number of hidden units on APPNPs is always 64 for all datasets. In all cases, we use Adam optimizers with learning rate of 0.005 and  $L_2$  regularization of  $5 \times 10^{-4}$ , and train each model 200 epochs.

**Results of robustness analysis.** Table 5 summarizes the classification accuracy of robustness analysis.

**Results of training process analysis.** Figure 3 shows the

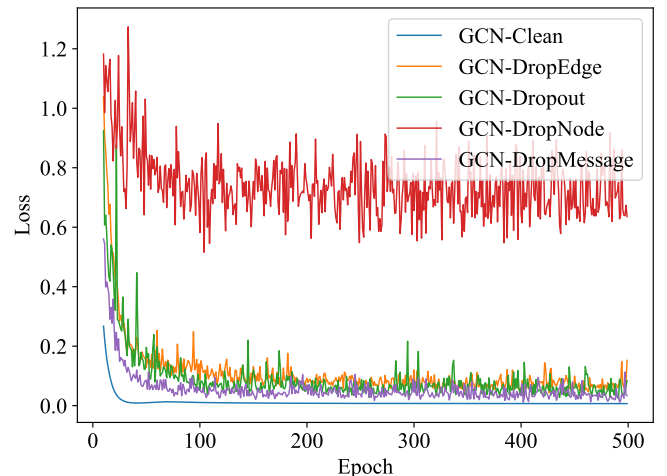


Figure 3: Training Process Analysis.

change of loss in GCN training processes when employing different random dropping methods on Cora. Furthermore, the similar training loss curves can be drawn under other ex-

Table 5: Classification accuracy (%) for robustness analysis.

Model \ Dataset	Cora				CiteSeer				PubMed			
	0%	10%	20%	30%	0%	10%	20%	30%	0%	10%	20%	30%
GCN	80.68	78.51	76.72	75.36	70.83	68.66	66.32	65.15	78.97	75.55	73.18	72.11
GCN-Dropout	<u>83.16</u>	<u>80.97</u>	<u>78.17</u>	<u>76.83</u>	71.48	69.86	67.35	66.08	<u>79.13</u>	<u>76.94</u>	<u>74.94</u>	<u>74.07</u>
GCN-DropEdge	81.69	79.45	77.47	76.44	71.43	69.60	67.26	66.14	79.06	76.57	74.88	73.93
GCN-DropNode	83.04	80.13	78.12	76.72	<b>72.12</b>	<b>70.51</b>	<b>68.21</b>	<b>66.94</b>	79.00	76.74	74.71	73.86
GCN-DropMessage	<b>83.33</b>	<b>81.04</b>	<b>79.09</b>	<b>77.26</b>	<u>71.83</u>	<u>70.08</u>	<u>67.61</u>	<u>66.49</u>	<b>79.20</b>	<b>77.10</b>	<b>75.02</b>	<b>74.11</b>
GAT	81.35	78.14	76.48	74.56	70.14	67.51	64.99	63.65	77.20	75.05	72.81	71.59
GAT-Dropout	<b>82.41</b>	<b>80.20</b>	<b>78.71</b>	<b>77.23</b>	71.31	68.38	66.84	64.92	<b>78.31</b>	<u>76.05</u>	<u>74.14</u>	<u>72.88</u>
GAT-DropEdge	81.82	79.08	76.92	75.32	71.17	<u>69.07</u>	<u>67.21</u>	<u>65.31</u>	77.70	75.92	74.02	72.73
GAT-DropNode	82.08	78.80	76.98	75.84	71.44	<u>68.57</u>	<u>66.42</u>	<u>64.68</u>	77.98	75.87	73.57	72.38
GAT-DropMessage	82.20	<u>79.70</u>	<u>78.11</u>	<u>76.53</u>	<b>71.48</b>	<b>69.24</b>	<b>67.47</b>	<b>65.49</b>	<u>78.14</u>	<b>76.20</b>	<b>74.22</b>	<b>72.97</b>
APPNP	81.45	77.75	75.61	73.54	70.62	65.76	62.60	60.92	79.79	75.29	72.77	71.06
APPNP-Dropout	82.23	79.06	76.55	74.30	71.93	66.55	63.22	61.61	<u>79.92</u>	76.45	74.12	72.17
APPNP-DropEdge	<b>82.75</b>	<u>78.90</u>	<b>76.63</b>	<b>74.68</b>	<u>72.10</u>	<u>66.58</u>	<b>63.27</b>	<b>61.77</b>	79.83	<u>76.72</u>	<u>74.17</u>	<u>72.21</u>
APPNP-DropNode	81.79	78.17	75.79	73.76	71.50	65.86	63.01	61.01	79.81	76.45	74.05	72.01
APPNP-DropMessage	<u>82.37</u>	<b>79.12</b>	<u>76.60</u>	<u>74.59</u>	<b>72.65</b>	<b>66.74</b>	<u>63.25</u>	<u>61.59</u>	<b>80.04</b>	<b>76.73</b>	<b>74.25</b>	<b>72.25</b>

perimental settings.