

The θ -augmented model for Bayesian semiparametric inference on functional parameters

Vivian Y. Meng*

David A. Stephens*

Abstract

Semiparametric Bayesian inference has so far relied on models for the observable that partition into two parts, one being parametric and the other nonparametric, with the target parameter being dependent on the parametric component. While a partitioned structure makes specification of the marginal prior on the target parameter simple to perform, it often arises from conditional modelling which is subject to misspecification and ultimately a lack of consistency. We introduce a new type of semiparametric model to allow easy prior specification for a parameter that is defined as a functional of the distribution for the observable. Our semiparametric model is obtained as an extension of nonparametric models that are consistent under very general conditions. This type of Bayesian semiparametric model can be used to obtain Bayesian versions of Frequentist estimators that are defined as functionals of the empirical distribution. This gives us new opportunities to conduct Bayesian analysis in problems where Frequentist estimators exist but not well-accepted likelihoods.

Keywords: Bayesian; Functional parameter; Semiparametric.

1 Introduction

The Bayesian paradigm for statistical analysis has yielded an important class of tools for coherent characterization of uncertainty associated with observable events. The first step in many Bayesian procedures is to identify an appropriate prior over the space of probability models. In a pure inference problem, some low-dimensional parameter of the distribution for the observable will be the target of inference. The target parameter is often of scientific importance about which we may hold subjective belief *a priori*. To be coherent, it is necessary to ensure that our prior over the space of probability models is compatible with our marginal prior for the target parameter. This is sometimes difficult to achieve due to the structure of the distribution for the observable we work with.

Often the space of models for the observable is parametric, which makes specification of the marginal prior for the target parameter straightforward. However, parametric models for the observable are subject to misspecification, which can lead to a lack of consistency in parametric inference. As a way to avoid model misspecification, many authors advocate the use of nonparametric models for analysis. Nonparametric Bayesian models are well studied and their properties well understood, with key results and models summarized by Ghosh and Ramamoorthi (2003), Hjort et al. (2010), Ghosal and van der Vaart (2017), among others. Together, the low-dimensional target parameter and the nonparametric model make up a semiparametric inference problem.

There are in general two ways to structure a semiparametric problem. In one approach, the target parameter is a functional of the distribution of the observable, whereas, in the alternative approach, the distribution for the observable is parameterized by a partitioned vector (θ, η) containing the target θ and a nonparametric part η ; see Tsiatis (2007) for elaboration. In the latter case, the separability of θ from η makes it relatively straightforward to specify the prior distribution with the required marginal distribution for the target parameter. However, semiparametric models with a partitioned structure tend to arise from the use of conditional models as building blocks, with the caveat that these conditional models may be misspecified.

*Department of Mathematics and Statistics, McGill University, Canada

If the conditional models are untenable, posterior parametric inference may not be consistent, or may be sub-optimal for decision making. In the context of Bayesian semiparametric estimation of a mean when data are missing at random, Ray and van der Vaart (2020) introduced a semiparametric likelihood based on propensity scores using both conditional and nonparametric models as building blocks. As this particular model asserts explicit assumptions regarding the missing data mechanism in the conditional likelihood, misspecification of the conditional model leads to a lack of consistency.

In contrast, inference on a general functional parameter of a nonparametric distribution has an advantage against likelihood misspecification. However, very few methods exist in the current literature to facilitate this task. Existing methods are either pseudo-Bayesian (Lazar (2003), Bissiri et al. (2016)) or lacking in control over the marginal prior for the target parameter (Rubin (1981)). As a new approach to Bayesian semiparametric inference on functional parameters, we develop a target-augmented model which satisfies the required subjective prior for a functional parameter while maintaining a fully nonparametric Bayesian model space with minimal modelling assumptions.

2 Theory of θ -augmented model for Bayesian inference

2.1 Defining the θ -augmented model

Let the target functional parameter of interest be denoted by θ . Without loss of generality, let $M(\mathbb{R})$ denote the space of all probability distributions over the real line, and Σ a σ -algebra over this sample space. The underlying idea to the θ -augmented model for semiparametric inference is to gently modify a convenient proposal probability model $\mathcal{P}_\Pi = (M(\mathbb{R}), \Sigma, \Pi)$ according to the contours of the model space given by target parameter θ . The proposal model \mathcal{P}_Π is a model for the distribution for the observable random variable. The theory for θ -augmentation presented here has two prerequisites, namely 1) infinite exchangeability of the observed data (x_1, \dots, x_n) , and 2) existence of a dominating measure for all models included in the prior model space *almost surely*.

Suppose we have $\theta : M(\mathbb{R}) \rightarrow \mathbb{R}^d$, $d \in \mathbb{Z}^+$. Let there be a function $m : \mathbb{R}^d \rightarrow \mathbb{R}^+$ s.t. the composite function $m \circ \theta : M(\mathbb{R}) \rightarrow \mathbb{R}^+$ is a Σ -measurable positive function that is integrable, that is, $\int_{M(\mathbb{R})} m(\theta(F_X)) d\Pi(F_X) < \infty$. We define a new probability measure Π^* , the θ -augmented measure, to be,

$$\Pi^*(A) = \frac{\int_{M(\mathbb{R})} \mathbb{1}[F_X \in A] m(\theta(F_X)) d\Pi(F_X)}{\int_{M(\mathbb{R})} m(\theta(F_X)) d\Pi(F_X)}, \quad (1)$$

for any measurable event A in Σ . This construction is conceptually similar to a slicing, or partitioning, of the model space based on $\theta(F_X) = t$ and, for every model in this sub-space, adjusting its probability content by a factor $m(t)$.

We can verify that Π^* is a valid probability measure on $(M(\mathbb{R}), \Sigma)$. Let the normalizing constant of Π^* be $Z_{\Pi^*} = \int_{M(\mathbb{R})} m(\theta(F_X)) d\Pi(F_X)$. The measure of any event $A \in \Sigma$ under the unnormalized measure $\Pi^* Z_{\Pi^*}$ is equal to the expectation of the measurable non-negative function $m(\theta(F_X)) \mathbb{1}[F_X \in A]$ taken under Π . The countable additivity of $\Pi^* Z_{\Pi^*}$ can easily be verified. Therefore Π^* is a probability measure; it is a distribution over random measures and its definition depends on both m and Π .

While we see Eqn. (1) as a recipe for constructing semiparametric models from nonparametric ones via parameter augmentation, the corresponding change of measure can also be regarded as generalizing the usual approach to importance sampling, with Π^* playing the role of the target distribution and Π the biasing distribution. Typically, importance sampling is not performed with nonparametric distributions. Our construction of Π^* in Eqn. (1) ensures that the Radon–Nikodym derivative of the target distribution Π^* with respect to Π depends only on the functional parameter θ ; in this case that derivative is $(m \circ \theta)/Z_{\Pi^*}$.

As a probability model for F_X , we define the θ -augmented probability model, denoted as $\text{TA}(m, \mathcal{P}_\Pi)$, to be the probability model which inherits the sample space and σ -algebra of \mathcal{P}_Π , and is equipped with the measure Π^* as defined according to Eqn. (1). We will refer to $m(\cdot)$ as the weighting function, and

refer to \mathcal{P}_Π as the proposal model, and Π as the proposal measure. For simplicity, we will state Π^* as the probability measure of a $\text{TA}(m, \mathcal{P}_\Pi)$ model, as often as needed, so that the parameters m and \mathcal{P}_Π associated with a Π^* are understood clearly. The domain of the weighting function m will be indicated explicitly in its specification, to remove any ambiguity with regards to the construction of Π^* . Appropriate choices of \mathcal{P}_Π will be discussed in Section 4.

One of our primary goals is to specify a θ -augmented model such that the corresponding marginal prior distribution of θ is equal to our subjective prior. Whether the induced distribution is absolutely continuous with respect to the Lebesgue measure or discrete will depend on the particular \mathcal{P}_Π and the functional of interest. The important point is that the induced marginal prior and our subjective prior should be dominated by the same measure. Below we give a prescription to achieve the desired marginal prior distribution for when \mathcal{P}_Π induces an absolutely continuous distribution over θ . The technique easily generalizes to the discrete case.

Let q_θ^Π denoting the density function of θ induced by the proposal measure Π . Let the marginal subjective prior density be denoted by p_θ . To achieve the correct marginal prior for a θ -augmented model, we may choose

$$m = p_\theta / q_\theta^\Pi,$$

where p_θ / q_θ^Π denotes pointwise division of p_θ by q_θ^Π . As a convention in this paper, if f and g are two functions with the same domain, we shall use fg or $f \cdot g$ to denote the pointwise product of these functions, and $\frac{f}{g}$ or f/g to denote pointwise quotient.

We can verify that the correct marginal prior results. Denote by $F_\theta^{\Pi^*}$ the distribution function of θ induced by the measure Π^* of the $\text{TA}(m = p_\theta / q_\theta^\Pi, \mathcal{P}_\Pi)$ model, we have that

$$F_\theta^{\Pi^*}(t) = \frac{\int_{M(\mathbb{R})} \mathbf{1}[\theta(F_X) \leq t] \frac{p_\theta(\theta(F_X))}{q_\theta^\Pi(\theta(F_X))} d\Pi(F_X)}{Z_{\Pi^*}} \quad (2)$$

$$\propto \int_{-\infty}^{\infty} \mathbf{1}[u \leq t] \frac{p_\theta(u)}{q_\theta^\Pi(u)} \cdot q_\theta^\Pi(u) du = \int_{-\infty}^t p_\theta(u) du, \quad (3)$$

i.e. the density function corresponding to $F_\theta^{\Pi^*}(t)$ is exactly p_θ . The simplification from Eqn. (2) to (3) is due to $\mathbf{1}[\theta(F_X) \leq t] p_\theta(\theta(F_X)) / q_\theta^\Pi(\theta(F_X))$ depending only on the value of $\theta(F_X)$.

In the case that the distribution for θ induced by the proposal model is discrete, with the probability mass function (PMF) of our subjective prior be denoted by P_θ and the PMF of θ induced by \mathcal{P}_Π denoted by Q_θ^Π , choosing $m = P_\theta / Q_\theta^\Pi$ as the weighting function achieves the required marginal distribution over θ under the TA model.

2.2 Posterior distribution under the θ -augmented model

We first discuss the posterior distribution of $\theta \mid \tilde{x}_n$ under the TA model in the case that the distribution for θ induced by the proposal model is absolutely continuous with regards to the Lebesgue measure. Let $F_X \sim \text{TA}(m = p_\theta / q_\theta^\Pi, \Pi)$ *a priori*. Because we restrict ourselves to \mathcal{P}_Π where every F_X in the space of random measures is dominated Π *almost surely*, Bayes rule applies. Let $q_{\theta \mid \tilde{x}_n}^\Pi$ represent the density function

of $\theta \mid \tilde{x}_n$ induced by Π . We obtain $F_{\theta|\tilde{x}_n}^{\Pi^*}$, the distribution function of $\theta \mid \tilde{x}_n$ induced by Π^* , as

$$F_{\theta|\tilde{x}_n}^{\Pi^*}(t \mid \tilde{x}_n) \propto \int_{M(\mathbb{R})} \mathbb{1}[\theta(F_X) \leq t] \cdot \prod_{i=1}^n F_X(x_i) d\Pi^*(F_X) \quad (4)$$

$$\propto \int_{M(\mathbb{R})} \mathbb{1}[\theta(F_X) \leq t] \cdot \frac{p_\theta(\theta(F_X))}{q_\theta^\Pi(\theta(F_X))} \cdot \prod_{i=1}^n F_X(x_i) d\Pi(F_X) \quad (5)$$

$$\propto \int_{M(\mathbb{R})} \mathbb{1}[\theta(F_X) \leq t] \cdot \frac{p_\theta(\theta(F_X))}{q_\theta^\Pi(\theta(F_X))} \cdot d\Pi(F_X \mid \tilde{x}_n) \quad (6)$$

$$= \int_{-\infty}^t \frac{q_{\theta|\tilde{x}_n}^\Pi(u \mid \tilde{x}_n)}{q_\theta^\Pi(u)} \cdot p_\theta(u) du. \quad (7)$$

Bayes rule is important here in order to deduce the form of the posterior distribution of θ under Π^* . Had it not applied, the form of $F_{\theta|\tilde{x}_n}^{\Pi^*}$ would have to be found through other means similar to other non-dominated models in Bayesian nonparametrics, and the weighting function p_θ/q_θ^Π may not have appeared in $F_{\theta|\tilde{x}_n}^{\Pi^*}$ as elegantly as it did in Eqn. (7).

There are several observations to be made based on Eqn. (4)-(7). Firstly, let $q_{\theta|\tilde{x}_n}^{\Pi^*}$ denote the target posterior density function corresponding to $F_{\theta|\tilde{x}_n}^{\Pi^*}$, we have that

$$q_{\theta|\tilde{x}_n}^{\Pi^*} \propto \left(q_{\theta|\tilde{x}_n}^\Pi / q_\theta^\Pi \right) p_\theta.$$

This expression shows clearly that, after seeing the data, our marginal prior distribution p_θ is modified by $q_{\theta|\tilde{x}_n}^\Pi / q_\theta^\Pi$, which we term the *effective likelihood*. Secondly, the posterior distribution for F_X is again distributed according to a θ -augmented model, but now the proposal model is equipped with measure $\Pi(\cdot \mid \tilde{x}_n)$.

In the case that the distribution for θ induced by the proposal model is discrete, and assuming $F_X \sim \text{TA}(m = P_\theta/Q_\theta^\Pi, \mathcal{P}_\Pi)$ *a priori*, we have that

$$\Pi^*(\theta = t \mid \tilde{x}_n) \propto \frac{P_\theta(t)}{Q_\theta^\Pi(t)} Q_{\theta|\tilde{x}_n}^\Pi(t \mid \tilde{x}_n),$$

for t in the support of Q_θ^Π .

2.3 Multivariate θ and marginal inference

The method of θ -augmentation is not limited to $\theta \in \mathbb{R}^1$. In the case that the target parameter is $\theta \in \mathbb{R}^d$, we require a weighting function m which takes $(\theta_1(F_X), \dots, \theta_d(F_X))$ as the argument. In specific, as a simple extension to Eqn. (2), a θ -augmented model with the weighting function being

$$m(\theta_1, \dots, \theta_d) = \frac{p_\theta(\theta_1, \dots, \theta_d)}{q_\theta^\Pi(\theta_1, \dots, \theta_d)}, \quad (8)$$

will lead to the prior marginal density of θ being exactly $p_\theta(\theta_1, \dots, \theta_d)$ as required. However, when d is large, actual implementation utilizing Eqn. (8) may be challenging, due to high dimensionality of the induced joint density function $q_\theta^\Pi(\theta_1, \dots, \theta_d)$.

As a compromise, if we limit ourselves to specifying our subjective prior in only one of the dimensions, say θ_1 , then the implementation will be a lot more feasible. That is, suppose

$$m(\theta_1, \dots, \theta_d) = \frac{p_{\theta_1}(\theta_1) \times q_{(-\theta_1)|\theta_1}^\Pi(\theta_2, \dots, \theta_d)}{q_\theta^\Pi(\theta_1, \dots, \theta_d)} = \frac{p_{\theta_1}(\theta_1)}{q_{\theta_1}^\Pi(\theta_1)}, \quad (9)$$

where $q_{(-\theta_1)|\theta_1}^\Pi$ is the conditional distribution of the remaining parameters given θ_1 induced by Π . Then, marginal prior of θ_1 under the corresponding θ -augmented model will be exactly p_{θ_1} as required, but for some other dimension θ_j , marginal prior under this θ -augmented model will be

$$\begin{aligned}\Pi^*(\theta_j \leq t_j) &= \int \int \mathbf{1}[\theta_j \leq t_j] \frac{p_{\theta_1}(\theta_1)}{q_{\theta_1}^\Pi(\theta_1)} q_{\theta_1, \theta_j}^\Pi(\theta_1, \theta_j) d\theta_1 d\theta_j \\ &= \int_{-\infty}^{t_j} \left[\int_{-\infty}^{\infty} q_{\theta_j|\theta_1}^\Pi(u | \theta_1) p_{\theta_1}(\theta_1) d\theta_1 \right] du,\end{aligned}$$

which shows that construction θ -augmented models through Eqn. (9) impacts the marginal prior (and posterior) of untargeted dimensions of θ . In other words, θ_1 will be informative of θ_j if $q_{\theta_j|\theta_1}^\Pi$ depends on θ_1 under the proposal measure Π . The above method for inferring multivariate θ preserves coherence between the joint and marginal distributions. Although coherent, we relinquish our control over all individual margins of θ except the one that we presume to be the most important.

As a further alternative, at the sacrifice of coherence in joint inference, one could conduct Bayesian inference via the collection of models $\{\text{TA}(m_j, \mathcal{P}_\Pi); j = 1 \dots, d\}$, where $\text{TA}(m_j, \mathcal{P}_\Pi)$ fulfills the prior marginal p_{θ_j} for the j -th dimensions of θ with m_j specified in the fashion of Eqn. (9). It is clear that in this approach, each marginal inference is derived through a different probability model so no joint inference is available. This method of generating marginal inference for individual coordinates of θ has the advantage of being computationally simple. Ultimately, the choice of how to construct weighting function m given the options above would depend on the application and one's priorities regarding various aspects of the subjective prior regarding the target parameter vector.

2.4 Asymptotics

Consistency of a Bayesian procedure for a parameter typically refers to a type of convergence in probability. Ghosal (1997) defines consistency for a Bayesian posterior $P(\cdot | \tilde{x}_n)$ for a parameter as, for every neighbourhood U of θ_0

$$\lim_{n \rightarrow \infty} P(U | \tilde{x}_n) = 1 \quad a.s. \quad \mathbb{P}_{F_0}, \quad (10)$$

where F_0 denotes the data-generating distribution, and $\theta_0 = \theta(F_0)$.

It is easy to see that the consistency of a θ -augmented model depends on the proposal model. Presume we conduct Bayesian semiparametric inference with the θ -augmented model $\text{TA}(m = p_\theta/q_\theta^\Pi, \mathcal{P}_\Pi)$. Suppose that the proposal model \mathcal{P}_Π equipped with measure Π satisfies consistency per complement of Eqn. (10), that is, for every neighbourhood U of θ_0 , $\lim_{n \rightarrow \infty} \Pi(\theta \in U^c | \tilde{x}_n) = 0 \quad a.s. \quad \mathbb{P}_{F_0}$. If the particular weighting function p_θ/q_θ^Π is bounded by a number M , then clearly the induced distribution of θ under the posterior $\Pi^*(\cdot | \tilde{x}_n)$ is consistent for θ_0 as

$$\begin{aligned}\lim_{n \rightarrow \infty} \Pi^*(\theta \in U^c | \tilde{x}_n) &= \lim_{n \rightarrow \infty} \int \mathbf{1}[\theta(F_X) \in U^c] \cdot p_\theta(\theta(F_X)) / q_\theta^\Pi(\theta(F_X)) d\Pi(F_X | \tilde{x}_n) \\ &\leq \lim_{n \rightarrow \infty} M \int \mathbf{1}[\theta(F_X) \in U^c] d\Pi(F_X | \tilde{x}_n) = 0\end{aligned}$$

We can ensure to satisfy $p_\theta/q_\theta^\Pi < M$ because, as we need to ensure integrability of the weighting function in a θ -augmented model, in practice we will almost always choose a proposal measure where the induced q_θ^Π is more heavy-tailed than p_θ , satisfying the boundedness condition.

Given a general valid weighting function m , the form of TAB posterior, which is proportional to $m \cdot q_{\theta|\tilde{x}_n}^\Pi$, has clear parallels in standard Bayesian inference with $q_{\theta|\tilde{x}_n}^\Pi$ taking the place of the likelihood function; see p. 287 of Bernardo and Smith (1994) for a development of asymptotics in standard Bayesian inference. Suppose that $q_{\theta|\tilde{x}_n}^\Pi$ has a unique maximum $t_{q,n}$, and a Hessian matrix at $t_{q,n}$ of Σ_n^{-1} . We may expand $\log q_{\theta|\tilde{x}_n}^\Pi$ about its maximum $t_{q,n}$ to obtain $\log q_{\theta|\tilde{x}_n}^\Pi(\theta) = \log q_{\theta|\tilde{x}_n}^\Pi(t_{q,n}) - \frac{1}{2}(\theta - t_{q,n})^\top (\Sigma_n^{-1})(\theta - t_{q,n}) + R_n$, with R_n being the remainder term. Suppose that $m(\theta)$ has a unique maximum t_0 , and a Hessian matrix at t_0 of H_0 . An

expansion of $\log m$ about its maximum t_0 gives $\log m(\theta) = \log m(t_0) - \frac{1}{2}(\theta - t_0)^\top H_0(\theta - t_0) + R_0$, where R_0 is some remainder term. We assume regularity conditions that make R_n and R_0 negligible for large n . Then, $q_{\theta|\tilde{x}_n}^{\Pi^*}$ (up to proportionality constant) may be approximated by

$$\exp\left(-\frac{1}{2}(\theta - t_{q,n})^\top (\Sigma_n^{-1})(\theta - t_{q,n}) - \frac{1}{2}(\theta - t_0)^\top H_0(\theta - t_0)\right)$$

for large n , which is the kernel of a $\text{Normal}(t_n, H_n)$ distribution, where $H_n = H_0 + \Sigma_n^{-1}$ and $t_n = H_n^{-1}(H_0 t_0 + \Sigma_n^{-1} t_{q,n})$. If we have parametric consistency under the proposal model, then the curvature of $\log q_{\theta|\tilde{x}_n}^{\Pi^*}$ about its maximum as given by Σ_n^{-1} must increase with sample size. For large enough n , H_0 will be negligible compared to Σ_n^{-1} , which warrants an approximation of $q_{\theta|\tilde{x}_n}^{\Pi^*}$ based on $\text{Normal}(t_{q,n}, \Sigma_n^{-1})$, which is also an approximation for the posterior for θ under the proposal model.

It is clear that asymptotic behaviour of inference based on the θ -augmented model depends on that of the proposal model. In particular, we can deduce parametric consistency of nonparametric proposal models that are weakly consistent for the data-generating mechanism, for functionals defined via continuous estimating equations; see Appendix.

3 Sampling from the target posterior

Suppose that \mathcal{P}_Π induces a distribution for θ that is absolutely continuous, and we conduct Bayesian inference based on the model

$$X \sim F_X, \quad F_X \sim \text{TA}(m = p_\theta/q_\theta^\Pi, \mathcal{P}_\Pi).$$

The Bayesian posterior for θ has the density $q_{\theta|\tilde{x}_n}^{\Pi^*} \propto (p_\theta/q_\theta^\Pi) q_{\theta|\tilde{x}_n}^\Pi$. In the case that the proposal model induces a distribution for θ that is discrete, Bayesian inference via the θ -augmented model will have a very similar form as the above. We therefore discuss sampling based on the continuous version of the posterior distribution for θ , which easily generalizes to the discrete version.

When posterior inference on the target θ is required, the most efficient way to obtain samples from the marginal posterior density $q_{\theta|\tilde{x}_n}^{\Pi^*}$ is direct sampling either via the inverse cumulative distribution function method, or grid approximation. Sampling via Markov chain Monte Carlo (MCMC) is also possible, and can be particularly advantageous when dealing with joint inference for multivariate θ .

A simple Metropolis–Hastings (MH) algorithm proposes moves in the space of F_X based on the proposal measure *a posteriori*, $\Pi(\cdot | \tilde{x}_n)$. In the case that independent sampling of F_X from $\Pi(\cdot | \tilde{x}_n)$ is possible, the acceptance ratio of a move from F_X to F'_X is

$$A(F'_X, F_X) = \min\left(1, \frac{p_\theta(\theta(F'_X))/q_\theta^\Pi(\theta(F'_X))}{p_\theta(\theta(F_X))/q_\theta^\Pi(\theta(F_X))}\right). \quad (11)$$

In the case that Gibbs sampling, a special case of MH, from $\Pi(\cdot | \tilde{x}_n)$ is possible, we have that the acceptance ratio for each *conditional* move is also according to Eqn. (11). Marginal inference is obtained by transformation of sampled F_X to θ . These two special cases of the MH algorithm are sufficient to address sampling from the posterior θ -augmented model under the specific choices of \mathcal{P}_Π we outline in Section 4.

Other MH proposal distributions are possible, but the advantage of using exactly $\Pi(\cdot | \tilde{x}_n)$ as the MH proposal is that the acceptance ratio involves only values of θ thus one need not keep track of the full F_X when running the Markov chain. To satisfy the integrability requirement of the weighting function, we will most often choose a model \mathcal{P}_Π that induces a q_θ^Π that is wider than our subjective prior p_θ . As a result, the posterior $q_{\theta|\tilde{x}_n}^{\Pi^*}$ will be less spread out than $q_{\theta|\tilde{x}_n}^\Pi$, and the default choice of $\Pi(\cdot | \tilde{x}_n)$ as the proposal distribution for the MH algorithm is appropriate. The algorithm will be quite efficient if $q_{\theta|\tilde{x}_n}^{\Pi^*}$ is similar to $q_{\theta|\tilde{x}_n}^\Pi$.

If closed form expressions for q_θ^Π and $q_{\theta|\tilde{x}_n}^\Pi$ are unavailable, a practical solution is to substitute with estimated versions obtained via common density estimation packages, e.g. the R library **ks** (Duong, 2020) for density estimation up to six dimensions. Prior to performing direct sampling, we require estimates of both q_θ^Π and $q_{\theta|\tilde{x}_n}^\Pi$, whereas for MCMC sampling, we require only an estimate of q_θ^Π . We found that, if we choose \mathcal{P}_Π with the requirement that the induced $q_{\theta|\tilde{x}_n}^\Pi$ has essentially no weight in the tail regions of q_θ^Π , then the use of estimated \hat{q}_θ^Π and $\hat{q}_{\theta|\tilde{x}_n}^\Pi$ in our proposed sampling schemes produces good samples for approximating the required target distributions.

4 Nonparametric proposals for the θ -augmented model

As seen in Section 2.4, one way to guarantee the parametric consistency of the θ -augmented model is to ensure that the proposal model, \mathcal{P}_Π , is at least weakly consistent for the data-generating distribution. As such we may wish to avoid nonparametric Bayesian models based on conditional likelihoods to prevent misspecification. We find the general class of infinite kernel mixture models to satisfy our needs, since the posterior distribution is known to converge to the joint data-generating distribution weakly (Ghosh and Ramamoorthi, 2003) with minimal conditions. We also note that, as a prerequisite in the present theory, suitable nonparametric proposal models must necessarily be dominated, which means that every random distribution in the support of the proposal model is dominated by the same measure.

The Dirichlet process mixture (DPM) of continuous kernels is a special case of the infinite kernel mixture model that is dominated and well-studied in terms of algorithms and asymptotics (Ghosal et al., 1999; Wu and Ghosal, 2010). In the case that the observable is a vector with both discrete and continuous parts, there exists DPM of general linear model (Hannah et al., 2011) for estimation of the joint density/mass function, which is weakly consistent for the data-generating distribution under certain assumptions. With a DPM as the proposal model, posterior sampling from the target θ -augmented model can be performed as recommended in Section 3 based on blocked Gibbs sampling from the DPM (Ishwaran and James, 2001). If we consider the extra computation required on top of standard Gibbs sampling from \mathcal{P}_Π in order to obtain inference under the θ -augmented model, this additional computation is low in complexity for several important use cases, including estimation of the coefficients of linear regression. But in general we may be presented with a significant amount of additional computational burden depending on the form of θ . As an example, a functional defined as the solution to $\int g(x, t) dF_X = 0$, where g is nonlinear, will likely not have a closed-form expression, and therefore we may need to solve this estimating equation through numerical means every time we find ourselves in need to map a sampled random mixture distribution to θ .

In order to infer with ease any general functional parameter based on any type of observable, we consider an alternative type of infinite kernel mixture model—the Dirichlet process (DP), which is known to be weakly consistent for the data-generating distribution (Ghosal and van der Vaart, 2017). The typical Dirichlet process supported on the real line is not dominated, thus violating a prerequisite of the θ -augmented model. A simple workaround is to instead consider the data as recorded to finite precision which may be modelled with a Dirichlet process with a discrete base distribution, which is dominated. The practical implications of rounding on finite sample inference is minimal if the precision is high, especially considering that most computers perform finite precision arithmetic unless otherwise specified. We find the Dirichlet process with a discrete base distribution particularly useful as it can be applied to model observable vectors with both discrete and continuous parts. The discreteness of random measures in the sample space of the Dirichlet process makes transformation of random F_X to θ straightforward, which, combined with the availability of independent sampling for DP, results in efficient posterior sampling from the θ -augmented model.

Table 1: Results for estimating μ and σ^2 jointly, Section 5.1. Performance metrics were estimated based on 300 datasets at each sample size n , based on joint highest density credibility regions. The largest Monte Carlo standard errors for results in columns 3 and 4 are less than 0.03 and 1 respectively

	Method	CP of 95% joint CR	Avg. size of 95% joint CR
$n = 20$	TAB	0.98	30
	BB	0.80	30
	BEL	0.84	26
	GB	0.78	26
$n = 50$	TAB	0.96	15
	BB	0.88	14
	BEL	0.89	13
	GB	0.87	13

5 Simulation studies

5.1 Joint estimation of the mean and variance parameters

Bayesian inference via the θ -augmented model, or θ -augmented Bayesian inference for short, are asymptotically well justified. We performed a simulation study to highlight the strengths of θ -augmented Bayesian inference in small sample inference against three competitors, namely the Bayesian bootstrap (Rubin, 1981), Bayesian empirical likelihood (Lazar, 2003), and the general Bayes method (Bissiri et al., 2016).

We considered the problem of mean and variance estimation from exchangeable random observables X_i , $i = 1, \dots, n$. The target parameter is therefore $\theta = (\mu, \sigma^2)$. In the case of general Bayes inference, a recent addition to the scene of semiparametric Bayesian inference for functional parameters, we identified the joint parameter via m-estimation with tuning weights chosen based on asymptotic tuning; see Supplementary Material A. For θ -augmented Bayesian inference, we used a θ -augmented model with $m = p_{\mu, \sigma^2} / q_{\mu, \sigma^2}^\Pi$, and \mathcal{P}_Π being a Dirichlet process with the precision of 0.5 and a base distribution that is a discretized version of the $\text{Normal}(\mu_0 = 0, \sigma_0^2 = 100)$ distribution. Posterior sampling for θ -augmented Bayesian inference is performed using the MH algorithm in Section 3.

Details regarding the competing methods, definition of evaluation metrics, model specifications, implementations, and various sampling procedures undertaken are provided in Supplementary Materials A. Here we briefly mention that the data is generated according to a skewed distribution, where for all $i \in \{1, \dots, n\}$,

$$X_i = -6Z_i + T_i, \quad T_i \sim \text{Normal}(\mu = 5, \sigma^2 = 4), \quad Z_i \sim \text{Bernoulli}(0.25),$$

and that we use the same joint prior,

$$1/\sigma^2 \sim \text{Gamma}(\alpha = 6.623, \beta = 60.442), \quad \mu \mid \sigma^2 \sim \text{Normal}(\mu_0 = 3.5, \sigma_0^2 = \sigma^2),$$

for all methods requiring a subjective prior distribution; this prior was specified such that the marginal prior mean of variance parameter matching the variance of data-generating distribution, and the marginal prior mean of mean parameter matching the mean of data-generating distribution.

The results of our simulation are summarized in Table 1 for joint inference and Table 2 and Table 3 for marginal inference. The number of replicates is not large and therefore some stochastic errors in the metrics are expected. Additionally, the results with regards to Bayesian empirical likelihood were obtained based on approximations to posterior distributions with a low number of Monte Carlo samples, due to high computational demand, and is therefore to be interpreted with a larger margin of error.

In joint inference, only θ -augmented Bayesian inference achieved a coverage level close to nominal at the sample sizes tested. At any given sample size, the size of 95% credibility region of θ -augmented Bayesian inference was similar to that of competing methods while achieving much better coverage. For marginal inference on the variance parameter, out of all methods investigated, the θ -augmented Bayesian inference

Table 2: Results for marginal inference of μ , Section 5.1. Performance metrics were estimated based on 300 datasets at each sample size n . The largest Monte Carlo standard errors for results in columns 3 to 6 are less than 0.02, 0.03, 0.05 and 0.05 respectively

	Method	CP of 95% CR	Avg. size of 95% CR	Abs. bias	Avg. quadratic risk
$n = 20$	TAB	0.95	2.61	0.05	0.92
	BB	0.93	2.70	0.10	1.03
	BEL	0.95	2.59	0.08	0.91
	GB	0.93	2.63	0.06	0.93
$n = 50$	TAB	0.94	1.73	0.04	0.40
	BB	0.92	1.76	0.01	0.42
	BEL	0.94	1.79	0.02	0.42
	GB	0.94	1.77	0.05	0.41

Table 3: Results for marginal inference of σ^2 , Section 5.1. Performance metrics were estimated based on 300 datasets at each sample size n . The largest Monte Carlo standard errors for results in columns 3 to 6 are less than 0.03, 0.03, 0.2 and 1.3 respectively

	Method	CP of 95% CR	Avg. size of 95% CR	Ab. bias	Avg. quadratic risk
$n = 20$	TAB	1.00	9.6	0.6	11
	BB	0.83	9.6	1.0	17
	BEL	0.88	8.3	0.9	10
	GB	0.82	8.4	1.6	11
$n = 50$	TAB	0.98	7.2	0.4	6
	BB	0.88	7.1	0.6	8
	BEL	0.91	6.4	0.5	6
	GB	0.86	6.8	1.1	6

had the smallest bias and the closest estimated coverage probability to nominal level, at any given sample size. Since variance is a function of the first and second moments, poor performance of general Bayes posterior inference was likely due to the skewness of the distribution of X^2 (see Figure 1 of Supplementary Materials A) conflicting with the assumptions of the general Bayes method. Similarly, as posteriors for Bayesian bootstrap and Bayesian empirical likelihood are related to the empirical distribution, the empirical distribution of X^2 was likely unrepresentative of the population. Interestingly, the θ -augmented Bayesian inference may have accounted for this with the incorporation of the weighting function $p_{\mu, \sigma^2}/q_{\mu, \sigma^2}^\Pi$; the induced proposal prior q_{μ, σ^2}^Π captures the skewness of the variance parameter *a priori* due to sampled F_X from the prior proposal model assigning large weights on a small number of support points, which mimics taking a small sample from the population.

In marginal inference of the mean, all methods performed relatively well. The results presented in Table 2 did not highlight one method above others as being superior if we factor in stochastic error from the simulation.

5.2 Estimating the mean with data missing at random

We consider the problem of estimating the mean of a random variable Y when some observations are missing at random, while an auxiliary variable X is observed always. Let C be the indicator for whether variable Y is observed. When Y is said to be missing at random, it means that $C \perp Y \mid X$, or equivalently, that $Pr(C \mid X, Y) = Pr(C \mid X)$. The observed data is the collection $(c_i y_i, c_i, x_i)$, $i = 1, \dots, n$. The problem was studied by Ray and van der Vaart (2020) via a semiparametric conditional likelihood based approach which was not “doubly robust”.

We can obtain doubly robust semiparametric Bayesian inference by using the θ -augmented model if we define the functional parameter appropriately. The key here is to borrow directly from the Frequentist literature a consistent estimator that can be viewed as a functional of the empirical distribution. Let F_n denote the empirical distribution of a sample of size n , and $E_{(F_n)}$ denote an expectation taken with respect to F_n . We define an augmented inverse propensity weighted (AIPW) estimator (Robins et al., 1994) as

$$\mu_{\text{AIPW}}(F_n) = E_{(F_n)} \left[\hat{\zeta}(X; \hat{\beta}_0(F_n), \hat{\beta}_1(F_n)) + C \left\{ \frac{Y - \hat{\zeta}(X; \hat{\beta}_0(F_n), \hat{\beta}_1(F_n))}{\hat{p}(X; \hat{\psi}_0(F_n), \hat{\psi}_1(F_n))} \right\} \right], \quad (12)$$

where $\hat{p}(x; \psi_0, \psi_1) = \{1 + e^{-(\psi_0 + \psi_1 x)}\}^{-1}$, and $\hat{\zeta}(x; \beta_0, \beta_1) = \beta_0 + \beta_1 x$, and

$$\left(\hat{\beta}_0(F_n), \hat{\beta}_1(F_n) \right) = \left\{ (b_0, b_1) \in R^2 : E_{(F_n)} \left[(1 \quad X)^\top \{Y - (b_0 + b_1 X)\} \mid C = 1 \right] = 0 \right\}, \quad (13)$$

$$\left(\hat{\psi}_0(F_n), \hat{\psi}_1(F_n) \right) = \left\{ (s_0, s_1) \in R^2 : E_{(F_n)} \left[(1 \quad X)^\top \left(C - \frac{1}{1 + e^{-(s_0 + s_1 X)}} \right) \right] = 0 \right\}. \quad (14)$$

The Frequentist estimator $\mu_{\text{AIPW}}(F_n)$ will be consistent if either $Y \mid X$ followed a linear model or $C \mid X$ follow a logistic regression model in the true data-generating distribution. Eqn. (12) - (14) also provide the form of the functional parameter of interest, $\mu_{\text{AIPW}}(\cdot)$, which can take any distribution for the observable as its argument. The notation $E_{(\cdot)}$, which appears throughout Eqn. (12) - (14), is used here to emphasize a change in the measure of an expected value when we pass in a different distribution as the argument to $\mu_{\text{AIPW}}(\cdot)$. Under the Bayesian paradigm, a probability distribution over the space of distributions for the observable induces a probability distribution for μ_{AIPW} .

As for an appropriate Bayesian prior, we note that a Dirichlet process with discrete base distribution is weakly consistent for the data-generating distribution (Ghosh and Ramamoorthi, 2003). Using this as the proposal model of a θ -augmented model will result in consistent posterior parametric inference if either $Y \mid X$ followed a linear model or $C \mid X$ follow a logistic regression model in the data-generating distribution, according the results in Section 2.4 and the Appendix. Here we assume that real-world measurements are of finite precision, so that the model space is dominated as required.

Table 4: Evaluation of the θ -augmented Bayesian inference of the mean of Y with data missing at random with the μ_{AIPW} functional. Datasets were generated according four mechanisms, Model B.1- B.4, which are detailed in Supplementary Material B. Performance metrics were estimated based on 500 or more datasets at each sample size n . The largest Monte Carlo standard errors for the results in columns 3 to 6 are less than 0.02, 0.2, 0.04 and 0.5 respectively

Model	Sample size	CP of 95% CR	Avg. size of 95% CR	Abs. bias	Avg. quadratic risk
B.1	20	0.93	5.3	0.12	3.9
	50	0.94	3.3	< 0.01	1.5
	100	0.93	2.3	< 0.01	0.7
	500	0.95	1.0	< 0.01	0.1
B.2	20	0.89	8.5	0.61	11.2
	50	0.92	5.9	0.20	5.6
	100	0.90	4.5	0.11	3.9
	500	0.91	2.3	< 0.01	0.8
B.3	20	0.93	5.5	0.09	4.4
	50	0.94	3.4	0.01	1.8
	100	0.94	2.4	0.02	0.8
	500	0.97	1.1	0.01	0.2
B.4	20	0.89	9.4	1.09	13.7
	50	0.83	6.6	0.72	8.6
	100	0.78	5.2	0.68	5.5
	500	0.76	3.0	0.40	2.1

The remainder of this section provides some insight into the small sample Frequentist performance of the Bayesian posterior of μ_{AIPW} under the θ -augmented model, and demonstrates double robustness. In a simulation study, we compared the performance of the θ -augmented model for inferring μ_{AIPW} under four data-generating mechanisms all with the unconditional mean of Y of 6. Model B.1 has conditional means matching \hat{p} and $\hat{\zeta}$, Model B.2 has a conditional mean of $Y \mid X$ that is misspecified, Model B.3 has a conditional probability $Pr(C = 1 \mid X)$ that is misspecified, and, finally, Model B.4 has both $Pr(C = 1 \mid X)$ and conditional mean of $Y \mid X$ both misspecified. The details for these models are found in Supplementary Materials B.

Bayesian inference was performed with the following model:

$$(X, C, CY) \sim F_{X,C,CY}, \quad F_{X,C,CY} \sim \text{TA}(m = p_{\mu_{\text{AIPW}}}/q_{\mu_{\text{AIPW}}}^{\Pi}, \mathcal{P}_{\Pi} = \text{Model B.5}).$$

The marginal prior for μ_{AIPW} was assumed to follow a Normal($\mu = 6, \sigma^2 = 50$) distribution. The proposal model was a Dirichlet process with a discrete base measure, with specifications given in Model B.5 in Supplementary Materials B. This proposal model induced a prior q_{θ}^{Π} that was sufficiently spread out compared to the posterior, thus we do not observe any issues from the use of estimated density \hat{q}_{θ}^{Π} in the Metropolis–Hastings sampling algorithm. The performance metrics we used in this section are the same as those of Section 5.1. Results for θ -augmented Bayesian inference over repeated datasets are summarized in Table 4. Based on the results, we see that the θ -augmented model generated posterior inference with good finite sample properties, and a convergence towards the true mean, except in the case of Model B.4 where the Frequentist estimator $\mu_{\text{AIPW}}(F_n)$ would not be consistent either.

6 Discussion

In this paper, we developed the method of Bayesian semiparametric inference via a θ -augmented model for inferring functional parameters. The θ -augmented model provides a way to adjust any dominated proposal model via a simple weighting ratio to achieve the desired marginal prior distribution for a particular functional

target parameter without requiring it being part of the likelihood specification. Construction of the θ -augmented model from some proposal model is achieved via the usual importance sampling formula. Inference via the θ -augmented model is easy to implement computationally, and can directly target a low dimensional parameter even when a large number of nuisance parameters are involved in defining the target, requiring only marginal prior for valid statistical inference.

Since the posterior under a θ -augmented model is proportional to $q_{\theta|\bar{x}_n}^{\Pi} \cdot p_{\theta}/q_{\theta}^{\Pi}$, when we employ the Dirichlet process model as the proposal model, we can tune the function $q_{\theta|\bar{x}_n}^{\Pi}$ towards the Bayesian bootstrap by choosing DP precision to be close to zero. This may be a good strategy for specifying a proposal model for data analysis as the Bayesian bootstrap is known to be well-behaved.

The method of Bayesian inference via the θ -augmented model may be used to translate many existing Frequentist tools into a Bayesian setting, provided that the Frequentist estimator is expressed as a functional of the empirical data distribution. This is an important advantage as Frequentist estimators need not be motivated by the likelihood function. Although we are accustomed to tackling Bayesian inference by firstly analyzing the structure of the sampling distribution/likelihood function, writing it down explicitly as involving the parameter of interest, this mindset can produce less than desirable posterior inference when the likelihood function is known to be misspecified or unavailable. However, it could be that the problem has a simple and well accepted Frequentist solution. For example, the problem of confounding in treatment effects is typically addressed by inverse probability of treatment (IPT) weighting under a Frequentist framework. Application of the θ -augmented model to this type of problem removes the need for correct structuring of the likelihood function. Further work is needed to understand and quantify any additional advantages with regards to performance of θ -augmented Bayesian inference compared with likelihood-based Bayesian methods. Work remains to demonstrate θ -augmented Bayesian inference with real datasets and under various other settings where an appropriate likelihood function may not exist, which includes the important problem of causal inference.

While a great variety of functional parameters are suitable for Bayesian inference with the θ -augmented model, there is currently a limit as to the type of feasible proposal models. For the moment, the Dirichlet process with a discrete base distribution is the only type of proposal model under which the mapping $\theta(F_X)$ can be performed with ease for any general functional parameter. Discretization of the base distribution is justifiable by the practical limitation that all real world measurements must be made with finite precision, and is likely not an issue in small sample inference. For better understanding of the theory, it is of interest to characterize the tolerable precision of measurement at various sample sizes, based on both asymptotic consistency and practical significance. Even though the Dirichlet process mixture model has been a favoured model for density estimation purposes and well studied, its feasibility as a proposal model for the θ -augmented model is limited, due to the difficulty in obtaining closed form expressions for general functionals of the distribution for the observable, on top of a lack of understanding in how it can be justified as a model for a vector of observed variables where some components are discrete while others are continuous. More research is needed in the area of compatible proposal models and in determining the best model for each specific problem.

Practical difficulties currently exist for the joint estimation of a parameter vector when a high-dimensional joint prior distribution must be satisfied. In most problems, the denominator of the weighting function, q_{θ}^{Π} , of a θ -augmented model has to be estimated. To this end, we may employ the R library **ks**, which provides functions for density estimation between 1-6 dimensions. For the moment it seems that joint inference of target parameters in 7-dimensions or more will require that we program a custom density estimation algorithm. Further research is needed to tackle this problem either from the algorithmic or theoretical front.

Also relating to algorithms, further research on algorithmic efficiency of θ -augmented Bayesian inference in large samples is helpful to determine the applicability of the θ -augmented model to large datasets.

Finally, by requiring that the proposal model of a θ -augmented model be necessarily dominated, we are limited in the class of nonparametric models that can be used to describe the observable random variable. Extension of the theory of θ -augmented Bayesian inference may be interesting to see how this requirement may be relaxed to make more nonparametric methods available as the starting point of Bayesian semiparametric inference for functional parameters.

Acknowledgement

The authors would like to thank the Natural Sciences and Engineering Research Council of Canada for their support.

Supplementary material

Supplementary material is available at arXiv.org online, providing details on the simulation studies in Section 5.

Appendix

Parametric consistency of θ -augmented Bayesian posterior for parameters defined via estimating equations when the proposal model is weakly consistent

Conditions for asymptotic consistency of Bayesian nonparametric models can be found throughout standard references in Bayesian nonparametrics, e.g. Ghosal and van der Vaart (2017) and Ghosh and Ramamoorthi (2003). In this section we identify the conditions for parametric consistency of Bayesian posteriors based on θ -augmented models, for functional parameters defined via estimating equations. We assume weak consistency of the nonparametric proposal model. We assume that the data-generating distribution has a density f_0 , and the nonparametric proposal probability model with the measure Π , is supported on random measures admitting density functions f . Generalization of the results to probability models supported on random distribution functions is straight forward.

We have that, for functional parameters defined via an estimating equation $g(x, t)$, that is, $\theta(f) = \{t \in \Theta \text{ s.t. } \int g(x, t)f(x)dx = 0\}$, boundedness of $g(x, t)$, continuity of $g(x, t)$ in x and t , integrability of $\int g(x, t)f(x)dx$ for all f in the support of Π , integrability of $\int g(x, t)f_0(x)dx$, and weak consistency of the proposal model together imply parametric consistency under the proposal model.

This stems from the definition of weak consistency (Definition 1 of Ghosal et al. (1999)). Given bounded continuous functions $\phi_i, i = 1, \dots, k$, for $\epsilon > 0$, let

$$U = \left\{ f \in \mathcal{F} : \left| \int \phi_i(x)f(dx) - \int \phi_i(x)f_0(dx) \right| < \epsilon, i = 1, 2, \dots, k \right\} \quad (15)$$

be a weak neighbourhood of f_0 . A probability model with measure Π is said to be weakly consistent for f_0 if with $P_{f_0}^-$ probability 1, $\Pi(U \mid X_1, X_2, \dots, X_n) \rightarrow 1$ for *all* weak neighbourhoods U of f_0 . The boundedness condition for ϕ_i 's that define a weak neighbourhood may not be satisfied by $g(x, t)$ when the domain of the function is not compact at any given t . In this case, a work around is to truncate x to be within some bounds – this is generally possible to do when the observables are natural/physical phenomena. It is therefore assumed that $g(x, t)$ at any given t can be used to define weak neighbourhoods in the development of the subsequent proof.

For estimating equations that lead to explicit solutions for the parameter, in the form of $\theta(f) = \int k(x)f(dx)$ for some general function $k(x)$, parametric consistency is immediately apparent. For example, when $\theta(f) := \int xf(dx)$, weak consistency of a model for f_0 implies, for all $\epsilon > 0$,

$$\lim_{n \rightarrow \infty} \Pi \left(\left\{ f \in \mathcal{F} : \left| \int xf(dx) - \int xf_0(dx) \right| < \epsilon \right\} \mid X_1, X_2, \dots, X_n \right) = 1,$$

due to $\{f \in \mathcal{F} : \left| \int xf(dx) - \int xf_0(dx) \right| < \epsilon\}$ being a weak neighbourhood per definition given in Eqn. (15). Similar arguments apply to show parametric consistency for estimating the k -th moment, variance/covariance, coefficients for linear regression or, in general, simple functions of moments when Slutsky's theorem applies.

Now consider the case that the parameter θ is defined as the solution to some estimating equation. Without loss of generality assume $\theta \in \mathbb{R}$. Let $h_0(t) = \int g(x, t)f_0(x)dx$ such that $h_0(\theta_0) = 0$, i.e. the

estimating function identifies the true parameter θ_0 under the true data generating mechanism f_0 . We assume that θ_0 is unique, and $\text{sgn } h_0(\theta_0 + \delta) \neq \text{sgn } h_0(\theta_0 - \delta)$, i.e. the function h_0 has opposite signs at the two sides of θ_0 . By the continuity of $g(x, t)$ in t for any x , the function h_0 is continuous. Then, for ϵ small enough, we can define

$$C_a(\epsilon) = \{t \in \Theta : h_0(t) = \epsilon\}, \quad C_b(\epsilon) = \{t \in \Theta : h_0(t) = -\epsilon\},$$

$$t_a(\epsilon) = \arg \min_{t \in C_a} |t - \theta_0|, \quad t_b(\epsilon) = \arg \min_{t \in C_b} |t - \theta_0|,$$

i.e. t_a, t_b are the closest points to θ_0 with $|h_0(t)|$ equal to ϵ . Due to continuity of $h_0(t)$, $\epsilon_1 < \epsilon_2 \implies |t_a(\epsilon_1) - \theta_0| \leq |t_a(\epsilon_2) - \theta_0|$, similarly for t_b , so that these points can only get closer to θ_0 when we decrease the deviation ϵ . Define

$$U_{t_a, t_b}(\epsilon) = \left\{ f \in \mathcal{F} : \left| \int g(x, t_a(\epsilon))(f(x) - f_0(x))dx \right| < \epsilon^c, \left| \int g(x, t_b(\epsilon))(f(x) - f_0(x))dx \right| < \epsilon^c \right\},$$

which are weak neighbourhoods of f_0 indexed by ϵ , for arbitrary c . We will set c according to ϵ , such that when $\epsilon < 1$, $c > 1$, whereas when $\epsilon \geq 1$, $c < 1$. We have that

$$\begin{aligned} & \epsilon < 1, c > 1, \text{ and } f \in U_{t_a, t_b}(\epsilon) \text{ OR } \epsilon > 1, c < 1, \text{ and } f \in U_{t_a, t_b}(\epsilon) \\ & \implies \int g(x, t_a(\epsilon))f(x)dx \in (\epsilon - \epsilon^c, \epsilon + \epsilon^c) > 0 \text{ and } \int g(x, t_b(\epsilon))f(x)dx \in (-\epsilon - \epsilon^c, -\epsilon + \epsilon^c) < 0 \\ & \implies \theta(f) \in (\min(t_a(\epsilon), t_b(\epsilon)), \max(t_a(\epsilon), t_b(\epsilon))) \\ & \implies |\theta(f) - \theta_0| < \max(|t_a(\epsilon) - \theta_0|, |t_b(\epsilon) - \theta_0|), \end{aligned}$$

the second to last implication is due to continuity of $g(x, t)$ in t for any x hence that of $\int g(x, t)f(x)dx$. Define $e(\epsilon) = \max(|t_a(\epsilon) - \theta_0|, |t_b(\epsilon) - \theta_0|)$. Hence $U_{t_a, t_b}(\epsilon) \subseteq \{f \in \mathcal{F} : |\theta(f) - \theta_0| < e(\epsilon)\}$. Recall that both $t_a(\epsilon)$ and $t_b(\epsilon) \rightarrow \theta_0$ as $\epsilon \rightarrow 0$ (monotonically), such that $e(\epsilon) \rightarrow 0$ monotonically as $\epsilon \rightarrow 0$.

Then, given weak consistency of the proposal model \mathcal{P}_Π with measure Π , $\forall \epsilon > 0$, we have,

$$\lim_{n \rightarrow \infty} \Pi(U_{t_a, t_b}(\epsilon) \mid X_1, X_2, \dots, X_n) = 1 \implies \lim \Pi(|\theta(f) - \theta_0| < e(\epsilon) \mid X_1, X_2, \dots, X_n) = 1.$$

Hence, posterior parametric inference for a parameter defined via estimating equation $g(x, t)$ that is continuous in t and integrable will be consistent if the proposal nonparametric model is at least weakly consistent for the true data-generating distribution f_0 . The result above easily extends to the case where the data-generating distribution is discrete or a mixed distribution, by considering the definition of weak neighbourhoods of distribution functions which appears on p. 81 of Ghosh and Ramamoorthi (2003).

Parametric consistency of θ -augmented Bayesian posterior for parameters defined via estimating equations when the proposal model is the Dirichlet process

In the case that \mathcal{P}_Π is the Dirichlet process, we have that for functional parameters defined via an estimating equations $g(x, t)$, parametric consistency does not require a boundedness condition on $g(x, t)$. We have that continuity of $g(x, t)$ in x and t , integrability of $\int g(x, t)dF(x)$ for all F in the support of Π , and integrability of $\int g(x, t)dF_0(x)$ at any given t together imply the parametric consistency of \mathcal{P}_Π .

To see this, the proof contained in the previous section can be used, with the only modification being the definition of the neighbourhood $U_{t_a, t_b}(\epsilon)$ as

$$U_{t_a, t_b}(\epsilon) = \left\{ F \in \mathcal{F} : \left| \int g(x, t_a(\epsilon))d(F(x) - F_0(x)) \right| < \epsilon^c, \left| \int g(x, t_b(\epsilon))d(F(x) - F_0(x)) \right| < \epsilon^c \right\}.$$

Let the prior DP under the proposal model be denoted by $\text{DP}(\phi, G_0)$. We take note of Theorem 4.16 of Ghosal and van der Vaart (2017), the final assertion of which implies that, at every fixed t , $\int g(x, t)dF_0(x)$

is the limit of the random quantity $\int g(x, t) dF(x)$, where $F \sim \text{DP}\left(\phi + n, \left(\frac{\phi}{\phi+n}\right)G_0 + \left(\frac{n}{\phi+n}\right)F_n\right)$. As this limit is a constant, Proposition 4.3 of Ghosal and van der Vaart (2017) implies that

$$1 = \lim_{n \rightarrow \infty} \Pi\left(\left|\int g(x, t_a(\epsilon)) d(F(x) - F_0(x))\right| \leq \epsilon^c \mid X_1, \dots, X_n\right) \leq \lim_{n \rightarrow \infty} \Pi(U_{t_a, t_b}(\epsilon) \mid X_1, \dots, X_n),$$

$\forall \epsilon > 0$ at arbitrary c , as long as $g(x, t)$ is a integrable function at any fixed t .

References

- Bernardo, J. M. and A. F. Smith (1994). *Bayesian Theory*. John Wiley & Sons.
- Bissiri, P. G., C. C. Holmes, and S. G. Walker (2016). A general framework for updating belief distributions. *Journal of the Royal Statistical Society: Series B (Statistical Methodology)* 78(5), 1103–1130.
- Duong, T. (2020). *ks: Kernel Smoothing*. R package version 1.11.7.
- Ghosal, S. (1997). A review of consistency and convergence of posterior distribution. In *Varanashi Symposium in Bayesian Inference, Banaras Hindu University*.
- Ghosal, S., J. K. Ghosh, and R. Ramamoorthi (1999). Posterior consistency of Dirichlet mixtures in density estimation. *The Annals of Statistics* 27(1), 143–158.
- Ghosal, S. and A. van der Vaart (2017). *Fundamentals of Nonparametric Bayesian Inference*. Cambridge University Press.
- Ghosh, J. K. and R. Ramamoorthi (2003). *Bayesian Nonparametrics*. Springer Science & Business Media.
- Hannah, L. A., D. M. Blei, and W. B. Powell (2011). Dirichlet process mixtures of generalized linear models. *Journal of Machine Learning Research* 12(54), 1923–1953.
- Hjort, N. L., C. C. Holmes, P. Müller, and S. G. Walker (2010). *Bayesian Nonparametrics*. Cambridge University Press.
- Ishwaran, H. and L. F. James (2001). Gibbs sampling methods for stick-breaking priors. *Journal of the American Statistical Association* 96(453), 161–173.
- Lazar, N. A. (2003). Bayesian empirical likelihood. *Biometrika* 90(2), 319–326.
- Ray, K. and A. van der Vaart (2020). Semiparametric Bayesian causal inference. *The Annals of Statistics* 48(5), 2999–3020.
- Robins, J. M., A. Rotnitzky, and L. P. Zhao (1994). Estimation of regression coefficients when some regressors are not always observed. *Journal of the American Statistical Association* 89(427), 846–866.
- Rubin, D. B. (1981). The Bayesian bootstrap. *The Annals of Statistics* 9(1), 130–134.
- Tsiatis, A. (2007). *Semiparametric Theory and Missing Data*. Springer Science & Business Media.
- Wu, Y. and S. Ghosal (2010). The L1-consistency of Dirichlet mixtures in multivariate Bayesian density estimation. *Journal of Multivariate Analysis* 101(10), 2411–2419.

Supplementary material for “The θ -augmented model for Bayesian semiparametric inference on functional parameters”

Vivian Y. Meng*

David A. Stephens*

A Details regarding Section 5.1 of Main Document

Introduction of competing methods

We give some details to the alternative Bayesian semiparametric methods under comparison in Section 5.1 of the Main Document. We wish to obtain posterior inference conditional on some dataset $\tilde{x}_n = (x_1, \dots, x_n)$. As usual, the target functional is denoted by θ .

Let $F_X(\cdot; \tilde{w}_n, \tilde{x}_n)$ denote a discrete distribution function for observable X that is parameterized by a weight vector $\tilde{w}_n = (w_1, \dots, w_n)$ with $w_i \geq 0$ assigned to observed data point x_i , $i = 1, \dots, n$, and $\sum_{i=1}^n w_i = 1$; that is,

$$F_X(\cdot; \tilde{w}_n, \tilde{x}_n) = \sum_{i=1}^n w_i \mathbb{1}_{(-\infty, x_i]}(\cdot).$$

The Bayesian bootstrap posterior (Rubin, 1981) is a distribution supported on random $F_X(\cdot; \tilde{w}_n, \tilde{x}_n)$ conditional on the observed \tilde{x}_n , of which the weight vector is *a-posteriori* distributed as

$$(w_1, \dots, w_n) \mid x_1, \dots, x_n \sim \text{Dirichlet}(1, \dots, 1).$$

This posterior over random distributions for the observable induces a probability distribution for the functional parameter θ , which we take to be Bayesian bootstrap posterior distribution for θ . The method easily generalizes to $\theta = (\mu, \sigma^2)$.

The Bayesian empirical likelihood (Lazar, 2003) method substitutes the profile empirical likelihood function $R_n(t; \tilde{x}_n)$ (Owen, 1990) for the true likelihood function in the usual Bayesian calculations, where

$$R_n(t; \tilde{x}_n) = \max_{\tilde{w}_n \in \mathcal{S}^{n-1}} \left\{ \prod_{i=1}^n w_i : \theta(F_X(\cdot; \tilde{w}_n, \tilde{x}_n)) = t \right\}.$$

Given a subjective prior $p_\theta(t)$ for the parameter of interest, the Bayesian empirical likelihood posterior is $\pi_{\text{BEL}}(\theta \mid \tilde{x}_n) \propto R_n(\theta; \tilde{x}_n) p_\theta(\theta)$. In our simulation study, to infer $\theta = (\mu, \sigma^2)$, R_n was defined as

$$R_n(\mu, \sigma^2; \tilde{x}_n) := \max_{\tilde{w}_n \in \mathcal{S}^{n-1}} \left\{ \prod_{i=1}^n w_i : \sum_{i=1}^n (x_i - \mu) = 0 \text{ and } \sum_{i=1}^n \frac{1}{n} (x_i - \mu)^2 - \sigma^2 = 0 \right\},$$

and Bayesian empirical likelihood posterior as proportional to $R_n(\mu, \sigma^2; \tilde{x}_n) p_{\mu, \sigma^2}(\mu, \sigma^2)$.

The general Bayes (GB) method of Bissiri et al. (2016) is for estimating a functional parameter that is defined as the minimizer of the expectation of a loss function $l(x, t)$. This loss function has the property that under the true data-generating distribution F_0 , the true value θ_0 is identified by

$$\theta_0 = \arg \min_{t \in \Theta} \int c \cdot l(x, t) dF_0(x), \quad (1)$$

*Department of Mathematics and Statistics, McGill University, Canada

given arbitrary constant c . Suitable loss functions are typically selected to correspond to the loss functions of well-known consistent M-estimators. Given constant c and dataset \tilde{x}_n , the general Bayes method proposes the conditional density function

$$\pi_{\text{GB}}(\theta \mid \tilde{x}_n) \propto \exp \left(-c \sum_{i=1}^n l(x_i, \theta) \right) p_{\theta}(\theta) \quad (2)$$

as the optimal choice for describing belief regarding θ , for reasons detailed in Bissiri et al. (2016).

In the context of $\theta = (\mu, \sigma^2)$, we note that there does not exist any distribution-free M-estimator for the variance parameter directly, and therefore consider the joint estimation of the first two moments instead. We note that the loss functions

$$\begin{aligned} l_1(x, m_1) &= (x - m_1)^2 \\ l_2(x, m_2) &= (x^2 - m_2)^2 \end{aligned}$$

separately identifies the first moment, μ , and the second raw moment, μ'_2 . However, M-estimation for joint inference of the first and second moments is unusual, and we found ourselves modifying the original GB posterior in Eqn. (2) to produce efficient estimation of (μ, μ'_2) in our simulation study. Specifically, we modified Eqn. (2) as

$$\pi_{\text{GB}}(\mu, \mu'_2 \mid \tilde{x}_n) \propto \exp \left(- \sum_{i=1}^n l^{1/2}(x_i, \mu, \mu'_2)^T \times C \times l^{1/2}(x_i, \mu, \mu'_2) \right) p_{\mu, \mu'_2}(\mu, \mu'_2), \quad (3)$$

where

$$l^{1/2}(x, m_1, m_2) = \begin{bmatrix} x - m_1 \\ x^2 - m_2 \end{bmatrix},$$

and C a 2×2 matrix. The chosen loss function for joint inference on (μ, μ'_2) is therefore $l^{1/2}(x_i, m_1, m_2)^T \times C \times l^{1/2}(x_i, m_1, m_2)$, which satisfies the identification criteria as shown in Eqn. (1).

Simulation setup

We generated the data according to Model A.1, which is a skewed distribution. The density function for observable X under Model A.1 is shown in Figure 1.

Model A.1. (Data-generating mechanism)

$$\begin{aligned} X &= -6Z + T \\ T &\sim \text{Normal}(\mu = 5, \sigma^2 = 4) \\ Z &\sim \text{Bernoulli}(0.25). \end{aligned}$$

For methods under evaluation that require a subjective prior distribution, the same prior was utilized. This prior was a Normal-Inverse-Gamma (NIG) distribution with the marginal prior mean of variance parameter matching the variance of data-generating distribution, and the marginal prior mean of mean parameter matching the mean of data-generating distribution; see Model A.2. The densities of the marginal prior distributions are shown in Figure 2.

Model A.2. (Joint subjective prior $p_{\mu, \sigma^2}(\mu, \sigma^2)$ in Section 5.1)

$$\begin{aligned} 1/\sigma^2 &\sim \text{Gamma}(\alpha = 6.623, \beta = 60.442) \\ \mu \mid \sigma^2 &\sim \text{Normal}(\mu_0 = 3.5, \sigma_0^2 = \sigma^2). \end{aligned}$$

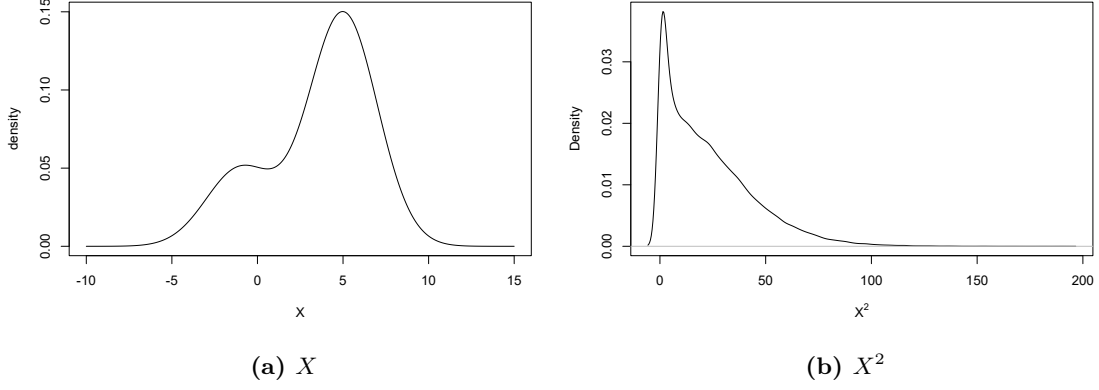


Figure 1: Marginal density functions of random observable X and X^2 generated by Model A.1. The density function of X is shown on the left-hand-side, and that of X^2 is shown on the right-hand-side.

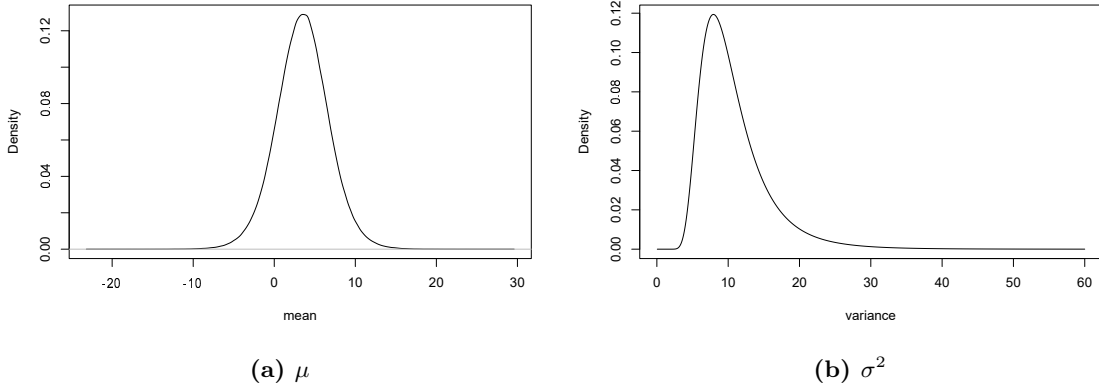


Figure 2: Marginal density functions of subjective prior according to Model A.2. The marginal subjective prior for μ is shown on the left, and for σ^2 on the right.

To implement θ -augmented Bayesian (TAB) inference, we assumed the Bayesian prior model

$$\begin{aligned} X &\sim F_X \\ F_X &\sim \text{TA}(m = p_{\mu, \sigma^2} / q_{\mu, \sigma^2}^\Pi, \mathcal{P}_\Pi = \text{Model A.3}) \end{aligned}$$

for the observable, q_{μ, σ^2}^Π being the density function of (μ, σ^2) induced by \mathcal{P}_Π *a priori*. The Dirichlet process model detailed in Model A.3 was the chosen proposal model for this TA model.

Model A.3. (Proposal model for the θ -augmented inference in Section 5.1)

$$\begin{aligned} F_X &\sim \text{DP}(\phi, G'_0) \\ G'_0 &= \text{Discretized version of continuous distribution } G_0, \\ &\quad \text{with mass assigned to points } \{ih \mid i \in \mathbb{Z}\} \text{ for fixed bin width } h \text{ s.t.} \\ G'_0(X = ih) &= \int \mathbf{1}(2i-1)h/2 \leq x \leq (2i+1)h/2 dG_0(x) \\ G_0 &= \text{Normal}(\mu_0 = 0, \sigma_0^2 = 100) \\ \phi &= 0.5 \\ h &= 1\text{e} - 5. \end{aligned}$$

In the simulation study, TAB inference was obtained via Markov chain Monte Carlo (MCMC) according to the method outlined in Section 3 of the Main Document with 4×10^5 runs for each dataset. We note that the parametric density function induced by the proposal *a priori*, q_{μ, σ^2}^Π , is much more disperse than the subjective prior; see Figure 3. The parametric posterior induced by the proposal model *a posteriori*, $q_{\mu, \sigma^2}^\Pi|_{\tilde{x}_n}$, is also much more concentrated than q_{μ, σ^2}^Π for the generated datasets. Therefore substitution of estimated $\hat{q}_{\mu, \sigma^2}^\Pi$ for q_{μ, σ^2}^Π in the MCMC provided a good approximation to the exact TAB posterior under the θ -augmented model; see Figure 4 for an example. Marginal inference on μ and σ^2 were obtained by marginalization of the joint posterior.

The general Bayes posterior for (μ, μ'_2) , i.e. Eqn. (3), was obtained for each simulated dataset via the MCMC approximation, with a Markov chain length of 1×10^5 for each dataset. For each Markov chain, the tuning matrix, C , was chosen based on the dataset; specifically it was set 1/2 times the inverse of sample variance covariance matrix of (x, x^2) . This choice was made based on asymptotic tuning and similar in spirits as Section 3.2 of Bissiri et al. (2016). As for $p_{\mu, \mu'_2}(\mu, \mu'_2)$, it was obtained through reparametrization of $p_{\mu, \sigma^2}(\mu, \sigma^2)$ via the change of variable formula. For a given dataset \tilde{x}_n , the corresponding MCMC proposal distribution was a multivariate Gaussian distribution with mean of $(\tilde{x}_n, \frac{1}{n} \sum_{i=1}^n x_i^2)$ and variance of C/n , truncated to valid values of (μ, μ'_2) satisfying $\mu'_2 - \mu^2 > 0$. MCMC samples of (μ, μ'_2) were subsequently transformed to (μ, σ^2) to approximate $\pi_{\text{GB}}(\mu, \sigma^2 \mid \tilde{x}_n)$, $\pi_{\text{GB}}(\mu \mid \tilde{x}_n)$ and $\pi_{\text{GB}}(\sigma^2 \mid \tilde{x}_n)$.

Finally, to implement Bayesian empirical likelihood inference, the profile empirical likelihood function R_n was obtained via the iterative least squares technique described in Section 3.14 of Owen (2001). Due to a lack of explicit formula for R_n , finding good proposal distribution for the MCMC approximation of a Bayesian empirical likelihood posterior requires trial-and-error. On the first pass, we chose the MCMC proposal distribution based on the posterior NIG distribution that would have resulted from a misspecified normal likelihood with a conjugate NIG prior equivalent to our subjective prior, while scaling the shape and rate parameters by 0.25 to ensure that the proposal distribution was disperse enough. This method of setting the proposal distribution worked well most of the time; we show a plot comparing the default MCMC proposal for Bayesian empirical likelihood inference to the target Bayesian empirical likelihood posterior of a particular dataset in Figure 5. Due to the low dimensionality of the target parameter, it was feasible to visually check for the quality of the MCMC proposal distribution. When the aforementioned MCMC proposal did not work well, it was adjusted until it became wider than the Bayesian empirical likelihood posterior. Due to the time intensive nature of the iterative least squares algorithm for finding R_n at given values of (μ, σ^2) , each MCMC chain contained just 1×10^4 runs.

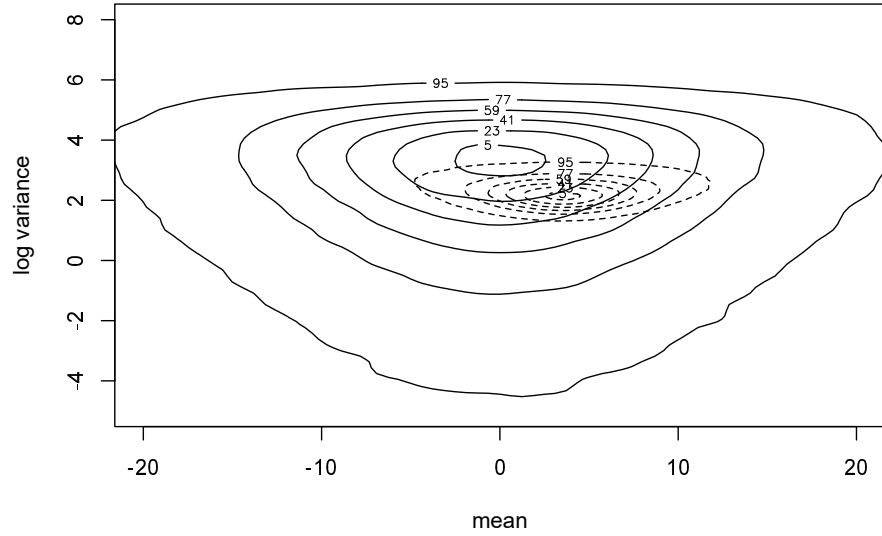


Figure 3: Contour plots comparing q_{μ, σ^2}^{Π} , in solid lines, versus the p_{μ, σ^2} , in dotted lines. In this plot, distributions are parameterized in terms of mean and log variance.

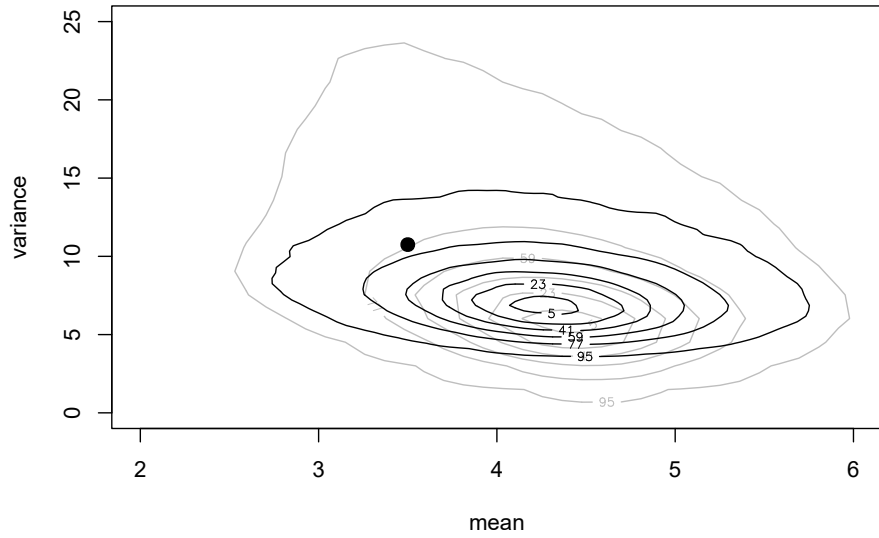


Figure 4: Contour plot of a posterior distribution under the θ -augmented model, in black, and that of the corresponding posterior under the proposal model, in grey, based on a particular dataset with 20 samples. The contours are shown under (μ, σ^2) parameterization because the posterior densities do not concentrate around 0 for σ^2 to necessitate a conversion to log variance scale.

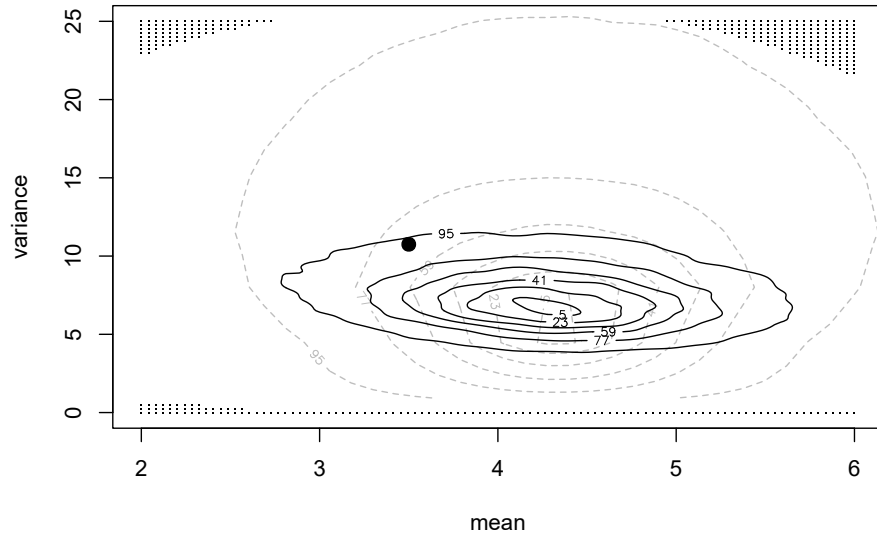


Figure 5: Contour plot of a Bayesian empirical likelihood posterior distribution (solid lines) and that of the corresponding Bayesian empirical likelihood MCMC proposal distribution (in grey dotted lines) based on a particular dataset. Square dots mark the locations (on a grid) outside of valid parameter space as given by the convex hull condition. The figure shows the contours under (μ, σ^2) parametrization since the Bayesian empirical likelihood posterior in question is not concentrated around 0 for σ^2 to necessitate a conversion to log variance scale.

Performance of the four competing methods were explored at two sample sizes ($n = 20, n = 50$). At each sample size level, 300 datasets were generated, and the performance metrics were calculated based on the collection of posterior distributions conditional on each dataset. We calculated the coverage probability and expected size of 95% highest posterior density region for joint and marginal inference. For marginal inference, we also calculated the absolute bias of the Bayes estimator, which is the mean of a Bayesian posterior, and the expected quadratic risk, $E_{F_0}[\int (\mu - \mu_0)^2 \pi(d\mu | \tilde{x}_n)]$, $E_{F_0}[\int (\sigma^2 - \sigma_0^2)^2 \pi(d\sigma^2 | \tilde{x}_n)]$. Results from the simulation study is summarized in the Main Document, Table 1 for joint inference and Table 2, Table 3 for marginal inference.

B Details regarding Section 5.2 of Main Document

In Section 5.2 of the Main Document, we simulated the data from four data-generating mechanisms, given in Model B.1- B.4. We conducted Bayesian inference with a θ -augmented model with the proposal model being Model B.5.

Model B.1. (Data Generating Distribution 1)

$$\begin{aligned}\beta_1 &= 0.5; \beta_0 = 1 \\ \sigma_\epsilon^2 &= 4 \\ X &\sim \text{Normal}(10, 100) \\ e &\sim \text{Normal}(0, 4) \\ Y | X &= 1 + 0.5X + e \\ C | X &\sim \text{Bernoulli}\left(p = (1 + \exp(-(X - 10)/10))^{-1}\right)\end{aligned}$$

Model B.2. (Data Generating Distribution 2)

$$\begin{aligned}X &\sim \text{Normal}(10, 100) \\ e &\sim \text{Normal}(0, 4) \\ Y | X &= 0.006(X^2 + 40X + 400) + e \\ C | X &\sim \text{Bernoulli}\left(p = (1 + \exp(-(X - 10)/10))^{-1}\right)\end{aligned}$$

Model B.3. (Data Generating Distribution 3)

$$\begin{aligned}\beta_1 &= 0.5; \beta_0 = 1 \\ X &\sim \text{Normal}(10, 100) \\ e &\sim \text{Normal}(0, 4) \\ Y | X &= 1 + 0.5X + e \\ C | X &\sim \text{Bernoulli}(p = \Phi((X - 10)/10)).\end{aligned}$$

Model B.4. (Data Generating Distribution 4)

$$\begin{aligned}\beta_1 &= 0.5; \beta_0 = 1 \\ X &\sim \text{Normal}(10, 100) \\ e &\sim \text{Normal}(0, 4) \\ Y | X &= 0.006(X^2 + 40X + 400) + e \\ C | X &\sim \text{Bernoulli}(p = \Phi((X - 10)/10)).\end{aligned}$$

Model B.5. (Proposal model for estimating the mean with data missing at random)

$$\begin{aligned}
F_{X,C,CY} &\sim \text{DP}(\phi, G'_0) \\
\phi &= 0.5 \\
h &= 1e - 4 \\
G'_0 &= \text{Discretized version of } G_{0X} \times G_{0C} \times G_{0CY}(\cdot \mid C), \\
&\quad \text{with mass assigned to points } \{(ih, c, jh) \mid i, j \in \mathbb{Z}\} \text{ for fixed bin width } h \text{ s.t.} \\
G'_0(X = ih, C = c, CY = jh \mid h) &= G_{0C}(c) \times \\
&\quad \int \int \mathbb{1}[(2i - 1)h/2 \leq x \leq (2i + 1)h/2] \times \\
&\quad \mathbb{1}[(2j - 1)h/2 \leq cy \leq (2j + 1)h/2] dG_{0X}(x) dG_{0CY}(y \mid c) \\
G_{0X} &= \text{Normal}(\mu = 10, \sigma^2 = 1) \\
G_{0C} &= \text{Bernoulli}(0.2) \\
G_{0CY}(\cdot \mid C = 1) &= \text{Normal}(\mu = 0, \sigma^2 = 50^2) \\
G_{0CY}(\cdot \mid C = 0) &= 0 \text{ with probability 1.}
\end{aligned}$$

There is a computational limit on the precision parameter of the proposal Dirichlet process model, such that while we know as ϕ tends to 0 the posterior distribution under the proposal model better approximates the Bayesian bootstrap, the prior distribution under the proposal model becomes harder and harder to sample from. Here, the results were obtained with the ϕ parameter of the proposal model set to 0.5, which has worked well in past experience. Several considerations in particular influenced our choice of a base distribution for the proposal model. Firstly, we note that the functionals of interest involves weighting of the residuals of regression ($Y - E[Y \mid X]$) by the inverse of $\hat{p}(C = 1; X)$. As such, the target functional is extremely sensitive to extreme values of X is in the support of the distribution for the observables. When specifying the proposal model, we chose a base distribution for X that does not place much weight in the extreme values of observed X , in order to have the effective likelihood, $q_{\theta|\bar{x}_n}^\Pi / q_\theta^\Pi$, resemble the Bayesian bootstrap, which is known to have good asymptotic properties. Secondly, we decided that the proposal model base distribution for CY should be sufficiently wide to reflect our relative lack of information in Y *a priori*. The base distribution for C curiously plays a role in terms of how much the prior base distribution contributes to the posterior distribution of the functional- if chance of observing Y is small in the base distribution, then the proposal posterior will be more data driven. In the simulation each posterior distribution under the θ -augmented model was obtained via an MCMC chain with 1×10^5 runs.

The Frequentist metrics for evaluating the resulting posterior inference are the same as those of Section 5.1 of the Main Document, and are detailed in Supplementary Materials A. These measures of performance were estimated with a minimum of 500 datasets from each data-generating mechanism.

References

- Bissiri, P. G., C. C. Holmes, and S. G. Walker (2016). A general framework for updating belief distributions. *Journal of the Royal Statistical Society: Series B (Statistical Methodology)* 78(5), 1103–1130.
- Lazar, N. A. (2003). Bayesian empirical likelihood. *Biometrika* 90(2), 319–326.
- Owen, A. (1990). Empirical likelihood ratio confidence regions. *The Annals of Statistics* 18(1), 90–120.
- Owen, A. (2001). *Empirical Likelihood*. Chapman and Hall/CRC.
- Rubin, D. B. (1981). The Bayesian bootstrap. *The Annals of Statistics* 9(1), 130–134.