

# GUARD: Graph Universal Adversarial Defense

Jintang Li<sup>1,2\*</sup>, Jie Liao<sup>1</sup>, Ruofan Wu<sup>2</sup>, Liang Chen<sup>1†</sup>,  
 Jiawang Dan<sup>2</sup>, Changhua Meng<sup>2</sup>, Zibin Zheng<sup>1</sup>, Weiqiang Wang<sup>2</sup>  
<sup>1</sup>Sun Yat-sen University  
<sup>2</sup>Ant Group  
 {lijt55, liaoj27}@mail2.sysu.edu.cn, {chenliang6, zhizbin}@mail.sysu.edu.cn,  
 {ruofan.wrf, yancong.djw, changhua.mch, weiqiang.wwq}@antgroup.com

## Abstract

Graph convolutional networks (GCNs) have shown to be vulnerable to small adversarial perturbations, which becomes a severe threat and largely limits their applications in security-critical scenarios. To mitigate such a threat, considerable research efforts have been devoted to increasing the robustness of GCNs against adversarial attacks. However, current approaches for defense are typically designed for the whole graph and consider the global performance, posing challenges in protecting important local nodes from stronger adversarial *targeted* attacks. In this work, we present a simple yet effective method, named **Graph Universal AdveRsarial Defense** (GUARD). Unlike previous works, GUARD protects each individual node from attacks with a *universal* defensive patch, which is generated once and can be applied to any node (*node-agnostic*) in a graph. Extensive experiments on four benchmark datasets demonstrate that our method significantly improves robustness for several established GCNs against multiple adversarial attacks and outperforms state-of-the-art defense methods by large margins. Our code is publicly available at <https://github.com/EdisonLeeeee/GUARD>.

## 1 Introduction

Graph structured data are ubiquitous in real world, with prominent examples including social networks [16], molecular fingerprints [31], and recommender systems [25]. Graph convolutional networks (GCNs) [14], a series of neural network models primarily developed for graph structured data, have met with great success in a variety of applications and domains [10]. This is mainly due to their great capacity in jointly leveraging information from both graph structure and node features. Over the past few years, research on GCNs has surged to become one of the hottest topics in deep learning community [30].

Despite the success of GCNs in numerous graph-based machine learning tasks, *e.g.*, link prediction and node classification, they still suffer from vulnerability to adversarial attacks. As shown in [33, 1, 15], slight perturbations on either node features or graph structure can lead to incorrect predictions of GCNs on specific nodes. This attack is also known as *targeted attack* [33]. Even worse, [27] recently showed the possibility of misleading GCNs’ classification on “any” target node by performing a *node-agnostic, universal* adversarial perturbation.

The adversarial targeted attack is a real threat. It enables a fraudster to disguise himself as a regular user to bypass GCNs based anti-fraud systems and disperse disinformation or reap end-users’ privacy [6]. Hence, the need for countermeasures against such an attack becomes more critical. So far, different heuristics have been investigated in the literature to mitigate the risk of adversarial

\*This work was done during the author’s internship at Ant Group.

†Liang Chen is the corresponding author.

attacks [3]. Among contemporary approaches, one of the most simple and effective ways of defense is to preprocess the graph and alleviate the adversarial behaviors in advance. In this regard, [24] first propose to remove suspicious edges between suspicious nodes based on Jaccard similarity, [7] leverage SVD to form a low-rank approximation of graph to reduce the effect of attacks. Current works can indeed protect GCNs from attacks towards the whole network. Their defenses, however, are typically designed for the whole graph while ignoring the protection of important local nodes, making them suffer seriously from stronger adversarial targeted attacks [4].

In this work, we consider a more practical and flexible defense strategy meant to generate what we term as *universal* defensive patch that can be applied to an arbitrary node. The defensive patch can be performed on the graph as an active defense, which mitigates the risk of adversarial attacks at test time by removing malicious edges. Here a defensive patch is a 0-1 binary vector, where 1 denotes the edge modification (e.g., removal) and 0 otherwise (See § 3.4).

**Why universal defense?** As a new perspective of defense strategy, our work is orthogonal to recent studies on robustifying GCNs. The universal defense is advantageous as (1) no access to the target node or victim model is needed at test time, and (2) it drastically lowers the barrier to defend against adversarial attacks: the universal defensive patch is generated once and can be applied to any model (*model-agnostic*) and any node (*node-agnostic*) in a graph.

**Is universal defense achievable?** We empirically discover an interesting phenomenon that attackers prefer picking the same attacker nodes from a set of low-degree nodes when perturbing different target nodes (See § 4.1). The finding suggests that these nodes may be part of what makes the model vulnerable, and thus a universal defense becomes possible if one can identify them in advance.

Motivated by the above, the core problem we raise and address in this paper is:

*How to design a universal defense that works for any individual node to defend against adversarial attacks?*

**Present work.** In this paper, we propose **Graph Universal Adversarial Defense** (GUARD) to address this problem for the first time. Unlike previous works, GUARD applies a universal patch to protect any node from adversarial targeted attacks without knowledge of target GCNs. We empirically show that our method can significantly improve the robustness of target GCNs against a variety of adversarial targeted attacks. In addition, we demonstrate that GCNs equipped with GUARD can also outperform current state-of-the-art defenses with large margins.

**Main contributions.** This paper offers the following main contributions: (1) We demonstrate, both theoretically and empirically, that current attacks tend to perturb a target node with a fixed set of low-degree nodes. Our finding offers deeper insights on understanding the vulnerability of GCNs; (2) We propose GUARD, an effective and scalable universal defense to protect an arbitrary node from multiple adversarial attacks; (3) Extensive experiments on four public graph benchmarks demonstrate that GUARD can protect GCNs from strong adversarial targeted attacks without sacrificing the clean performance. We believe that our work is a step forward in the development of simple and provably effective defenses, and hope that it will inspire both theoretical and practical future research efforts.

## 2 Related Work

The robustness of graph convolutional networks against adversarial attacks has gained increasing attention in last few years [33, 34, 32, 15, 4, 22]. While there are numerous (heuristic) approaches aimed at robustifying GCNs, there is always a newly devised stronger attack attempts to break them, leading to an arms race between attackers and defenders [3].

**Adversarial attack on graphs.** Literature is rich on attacking GCNs with adversarial examples. The most widely used solution for crafting adversarial examples is to utilize a locally trained surrogate model [33]. In this way, an attacker obtains the approximated gradient/loss towards edges or edge modifications in the graph [34, 5, 2, 24] or subgraph [15] to craft the worst-case perturbations, and subsequently transfer them to other victim models. These surrogate-based attacks have become a serious threat to GCNs.

**Adversarial defense on graphs.** Extensive research efforts have been made on improving the robustness of GCNs, which can be typically classified into three categories: (1) robust training [26], (2) robust architecture [4, 32, 12] and (3) preprocessing [24, 7]. A general drawback of the previous

methods is scalability, making them less capable to deal with graphs substantially larger than PubMed [20]. In addition, the aforementioned defenses mainly focus on mitigating attacks towards the whole network, hence they are not designed to protect GCNs from adversarial targeted attacks.

**Universal attack and defense.** Recent works show a new trend of attacking neural networks by universal adversarial attacks [18, 28], *i.e.*, unique perturbations that transfer across different inputs. The universal attacks have been primarily studied in vision research. [27] first extend the idea to graph domain by crafting a single and universal perturbation that is capable to fool a GCN when applied to any target node. Another line of research is universal defense, which devises a universal watermark to protect neural networks from multiple attacks [11]. Despite the recent interest in problems of universal defense among vision research, there has been little work that explores the universal defense in the graph domain.

### 3 Preliminaries

#### 3.1 Notations

Let  $\mathcal{G} = (\mathcal{V}, \mathcal{E})$  be an undirected graph, with the node set  $\mathcal{V} = \{v_1, \dots, v_N\}$  and the undirected edge set  $\mathcal{E} = \{e_1, \dots, e_M\}$ . The corresponding adjacency matrix is denoted as  $A \in \{0, 1\}^{N \times N}$  with  $(u, v)$  entry equaling to 1 if there is an edge between  $u$  and  $v$  and 0 otherwise. We denote  $d$  the node degrees where  $d_u = \sum_v A_{u,v}$ . Also, each node is associated with an  $F$ -dimensional feature vector and  $X \in \mathbb{R}^{N \times F}$  denotes the feature matrix for all  $N$  nodes. In the node classification task, each node  $v$  is associated with one class label  $y_v = \{1, \dots, |\mathcal{C}|\}$  where  $\mathcal{C}$  is the set of all candidate classes. Given a subset of nodes  $\mathcal{V}_{\text{train}} \subset \mathcal{V}$  are labeled, the goal is to learn a function  $f_\theta$  that maps each node  $v \in \mathcal{V}$  to exactly one of the classes in  $\mathcal{C}$ .

#### 3.2 Graph Convolutional Networks

We introduce the well-established multi-layer GCN [14] for node classification:

$$H^{(l+1)} = \sigma(\tilde{D}^{\frac{1}{2}} \tilde{A} \tilde{D}^{\frac{1}{2}} H^{(l)} W^{(l)}), \quad l \geq 0, \quad (1)$$

where  $\tilde{A} = A + I_N$  denotes the adjacency matrix with self-loop and the corresponding degree matrix is  $\tilde{D}$ .  $H^{(0)} = X$  and  $\sigma$  is the activation function such as ReLU. For the  $l$ -th graph convolutional layer, we denote the node embeddings by  $H^{(l)}$  and the learnable weight by  $W^{(l)}$ .

Without loss of generality, we consider a two-layer GCN with ReLU activation, which is commonly used in practice:

$$Z = f_\theta(A, X) = \text{Softmax}(\hat{A} \cdot \text{ReLU}(\hat{A} X W^{(0)}) W^{(1)}), \quad (2)$$

where  $\hat{A} = \tilde{D}^{\frac{1}{2}} \tilde{A} \tilde{D}^{\frac{1}{2}}$ . Let  $f_\theta(\cdot)$  represent a GCN model with learnable parameters denoted as  $\theta = \{W^{(0)}, W^{(1)}\}$ , the optimal parameters  $\theta$  are learned by minimizing cross-entropy on the output of the labeled nodes in  $\mathcal{V}_{\text{train}}$ :

$$\mathcal{L}(f_\theta(A, X)) = -\frac{1}{|\mathcal{V}_{\text{train}}|} \sum_{v \in \mathcal{V}_{\text{train}}} \ln Z_{v, y_v}. \quad (3)$$

#### 3.3 Adversarial Targeted Attack

Below, we present the definition of adversarial targeted attack under the scenario of *evasion* (test time) attack. Note that it is straightforward to extend the definition to adversarial untargeted attacks [34] by suitably modifying the loss function.

**Definition 1 (Adversarial targeted attack).** *Given a graph  $\mathcal{G} = (\mathcal{V}, \mathcal{E})$ , the goal of an attacker is to craft a perturbed graph  $\mathcal{G}' = (\mathcal{V}', \mathcal{E}')$  within a budget  $\Delta$ , and mislead the output of GCNs on a target node  $u$ . The adversarial attack on GCNs can be depicted as:*

$$\max_{A', \mathcal{G}' \in \Phi(\mathcal{G})} \mathcal{L}_u(f_\theta(A', X)),$$

where  $A'$  is the perturbed adjacency matrix,  $\Phi(\mathcal{G})$  represents the modification on the graph structure and is typically constrained by the attack budget  $\Delta$ .

Typically, an attacker aims to find a perturbed graph  $\mathcal{G}'$  that classifies target node  $u$  as  $y'_u$  such that  $y'_u \neq y_u$ , which is equivalent to maximize the cross-entropy loss of the GCNs' output on  $u$ . According to [33], the perturbation can be performed on the targeted node  $u$  or its neighborhoods, resulting in *direct* attack or *indirect/influence* attack, respectively. In this paper, we mainly consider the direct attack as it is more powerful than indirect attack [4, 33, 15].

As an attacker usually has no access to the target model in a practical scenario, they instead train a surrogate model  $f_{\theta^*}(A, X)$  locally and utilize the approximated loss  $\mathcal{L}^* \approx \mathcal{L}$  to find the worst-case perturbations. The attack is also called *surrogate attack* [33].

### 3.4 Universal Defense on Graphs

We briefly outline necessary definitions of universal defense, a newly studied defense strategy. In this work, the term *universal* means applicable to any *node* [27], differs from that applicable to any *image* in vision research [18].

A universal defense mainly focuses on edge-injection attacks since (1) attackers tend to add edges between dissimilar nodes and (2) injection is an operation with stronger attack power compared with deletion, the conclusions reached in prior studies [24, 4]. The core idea of a universal defense is to generate a unique patch  $p$ , a length- $N$  binary vector  $p$ , where 1 indicates an attacker node<sup>3</sup> and 0 otherwise. Without loss of generality, we denote these attacker nodes as  $\mathcal{A}$  and term them as *anchor nodes*, a set of important nodes that may be potentially used for attack. The universal patch  $p$  is only computed once and can be applied to any node. When applied to a node  $u$ , the universal patch removes all potential adversarial edges (if exist) that are connected to the anchor nodes:

$$\begin{aligned} A' &= A \circ (1 - P), \\ \mathcal{E}' &= \mathcal{E} - \{e = (u, v) \mid v \in \mathcal{A} \text{ and } (u, v) \in \mathcal{E}\}, \end{aligned} \quad (4)$$

where  $\circ$  is the element-wise product,  $P \in \{0, 1\}^{N \times N}$  is a derived matrix with the  $u$ -th row and  $u$ -th column replaced by the patch vector  $p$ . The element  $(i, j)$  in  $P$  equals 1 indicates the corresponding edge  $(i, j) \in \mathcal{E}$  is to be removed (if exist). Let  $\mathcal{G}_{(u)} = (\mathcal{V}, \mathcal{E}')$  denote the purified graph and  $A'$  the corresponding adjacency matrix *w.r.t.* target node  $u$ , an effective defense should directly prune all of the malicious edges and make the attack ineffective, while ensuring that the benign edges and downstream performance are not compromised.

Figure 1 illustrates the universal defense in the context of adversarial targeted attacks. In this case, a targeted attack aims at fooling GCNs on a specific node  $v_1$  by modifying the graph structure. The universal defense, in contrast, generates a universal defensive patch  $p$  which could be applied to any nodes to defend against adversarial attacks. We will elaborate in the next section an algorithm to find such  $p$ , or in other words, to identify the anchor nodes  $\mathcal{A}$ .

## 4 Present Work: GUARD

In this section, we draw on the insights from the literature reviewed in § 2, and empirically investigate the intrinsic patterns of adversarial attacks on graph data. We analyze possible reasons to understand the observations and further introduce our proposed method.

<sup>3</sup>An attacker node is a maliciously added neighbor for a target node to achieve the adversarial goal [15]

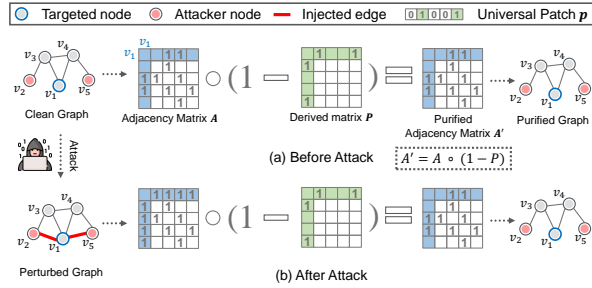


Figure 1: An illustrative example of graph universal defense. The universal patch  $p$  can be applied to an arbitrary node (here  $v_1$ ) to protect it from adversarial targeted attacks by removing adversarial edges (if exist).

#### 4.1 Empirical Investigation on Adversarial Attacks

In this subsection, we begin by an empirical study on Cora and PubMed (dataset statistics are listed in Table 4). Specifically, we attack different target nodes in test set with three advanced surrogate attacks: SGA [15], FGA [2] and IG-FGSM [24], which craft the worst-case perturbations by leveraging the surrogate gradients in different ways. The perturbation budget for each target node is set as its degree.

We perturb different target nodes with these attacks and count the frequency of each node selected as an attacker node, *i.e.*, picked for adversarial edges. We plot the frequency (in descending) of all nodes on both datasets in Figure 2.

**Observation 1.** Attackers tend to connect the target node to a fixed set of attacker nodes, which also exhibits long-tailed distributions with a heavy imbalance in the measured frequency. As a result, the top-50 nodes with the highest frequencies account for nearly 90% and 70% of the frequencies on both datasets, respectively.

Next, we plot the degree distribution of these high-frequency attacker nodes in Figure 3.

**Observation 2.** Most of the attacker nodes are *low-degree* nodes (*i.e.*, degree  $\leq 2$ ), and the phenomenon is more obvious on PubMed. The results suggest that adversarial edges tend to link the target node with low-degree nodes, and almost half of them are below 2 degrees. In other words, the low-degree neighbors are more likely to be maliciously added neighbors for a target node.

We will offer a further explanation on these findings in the next subsection.

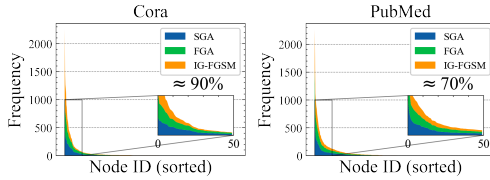


Figure 2: Frequency of top-500 selected attacker nodes by different attacks on Cora and PubMed datasets. The top-50 nodes account for almost 90% and 70% of the frequencies on both datasets, respectively.

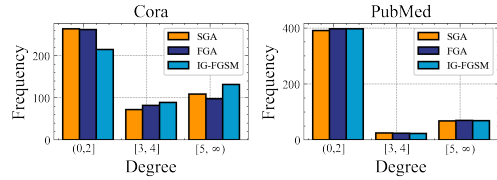


Figure 3: Degree distribution of top-500 selected attacker nodes by different attacks on Cora and PubMed datasets, respectively.

#### 4.2 GUARD: Universal Defense on Graphs

The observation that a fixed set of low-degree nodes account for most of the measured frequencies is surprising. This gives immediately rise to one fundamental question: *can we achieve a universal defense for an arbitrary node by uncovering these attacker nodes at test time?* In the following, we will address this question with our proposed GUARD method.

Recall that an optimal attack is achieved by exploiting the vulnerability of a locally trained surrogate model, which determines the (approximately) optimal perturbations by taking the gradient of the surrogate loss  $\mathcal{L}^*$  w.r.t. the adjacency matrix  $A$ . The largest magnitude of the gradient can be seen as a relaxation of the worst-case perturbation determined in the brute force method. Without loss of generality, we make the following assumption:

**Assumption 1 (Optimal surrogate attack).** Given a target node  $u$ , the worst-case perturbation (modification) on  $u$  is an edge  $(u, v)$  with the largest magnitude of gradients  $g_{u,v}$ , where  $g = [\frac{\partial \mathcal{L}_u^*}{\partial A}] \in \mathbb{R}^{N \times N}$  is the gradient matrix.

Assumption 1 can be easily satisfied and has been hold empirically in current works [15, 24, 2]. As we focus on the case of edge-injection attacks, the key to identifying attacker nodes is to find the edges corresponding to the maximum value of the gradients.

**Proposition 1.** For simplification, let us consider an 1-layer GCN with output  $Z = \text{Softmax}(\hat{A}W)$  where  $W = XW$ . Given a target node  $u$  labeled as  $y_u$ , we have:

$$e^* = (u, v^*) = \arg \max_{e=(u,v), v \notin \mathcal{N}(u)} \frac{\sum_{c \in \mathcal{C}} Z_{v,c} \mathcal{W}_{v,c} - \mathcal{W}_{v,y_u}}{\sqrt{d_v}},$$

where  $e^*$  denotes the edge corresponding to the largest gradient  $g_{u,v^*}$  and  $\mathcal{N}(u)$  is the set of nodes adjacent to  $u$ .

*Proof.* Proof is deferred to the Supplementary Material.  $\square$

**Remark 1.** Essentially, it is shown in Proposition 1 that the magnitude of gradient  $g_{u,v}$  is determined by the term  $(\sum_{c \in \mathcal{C}} Z_{v,c} \mathcal{W}_{v,c} - \mathcal{W}_{v,y_u}) / \sqrt{d_v}$ . That said, a node with lower degree is more likely to be maliciously added neighbor for a target node under Assumption 1.

Proposition 1 is basically built on an 1-layer GCN, we made this mild assumption to simplify our discussion and should not affect our findings. The result still holds for an  $l$ -layer GCN, where  $\mathcal{W}$  is computed by collapsing weight matrices between consecutive layers, i.e.,  $\mathcal{W} = X \cdot W^{(0)} \dots W^{(l-1)}$ .

**Remark 2.** For any two target nodes  $u_1$  and  $u_2$ , let  $e_1^* = (u_1, v_1^*)$  and  $e_2^* = (u_2, v_2^*)$ , then  $v_1^* = v_2^*$  if  $\mathcal{W}_{v_1, y_{u_1}} \approx \mathcal{W}_{v_2, y_{u_2}}$ .

The result is straightforward from Proposition 1. The condition  $\mathcal{W}_{v_1, y_{u_1}} \approx \mathcal{W}_{v_2, y_{u_2}}$  is often satisfied, since many modern neural networks are typically overconfident in their predictions [8]. That is, they often produce a high confidence probability for the predicted class, while treating all others equally with a lower probability. The overconfidence issue of GCNs is also revealed in [15] and still holds for the linear part  $\mathcal{W}$ . In other words, attackers would pick the same node when attacking different target nodes, which is in line with our empirical results in § 4.1.

Intuitively, for an edge to inject, we can determine how impactful that change was by looking at the gradient *w.r.t.* the edge. According to Proposition 1, we measure the sensitivity of node  $u$  to node  $v$ , or the influence of  $v$  on  $u$ , by measuring the determining part of the gradient corresponding to the edge  $(u, v)$ . For a target node  $u$ , the influence score  $\mathcal{I}_u(v)$  captures the relative influence of node  $v$  on  $u$ , when  $u$  being a target node:

$$\mathcal{I}_u(v) = \frac{\sum_{c \in \mathcal{C}} Z_{v,c} \mathcal{W}_{v,c} - \mathcal{W}_{v,y_u}}{d_v^\alpha}, \quad (5)$$

where  $\alpha$  is a scaling factor that controls the impact of node degree, and  $\alpha = 0.5$  for a standard case in Proposition 1.  $\mathcal{W}$  can be obtained by training a surrogate SGC or linear GCN locally. Note that  $\sum_{c \in \mathcal{C}} Z_{v,c} = 1$ , we use the upper bound of  $\mathcal{I}_u(v)$  as the approximated influence score for the ease of computation:

$$\mathcal{I}_u^*(v) = \frac{\max_{c \in \mathcal{C}} \mathcal{W}_{v,c} - \mathcal{W}_{v,y_u}}{d_v^\alpha}. \quad (6)$$

To simulate the attacks on different target nodes  $u$ , we can compute the influence distribution of all nodes on a subset of labeled nodes  $\mathcal{V}_{\text{sub}} \subseteq \mathcal{V}_{\text{train}}$ , by averaging the influence score  $\mathcal{I}_u(v)$  *w.r.t.* different target node  $u \in \mathcal{V}_{\text{sub}}$ :

$$\begin{aligned} \mathcal{I}^*(v) &= \frac{1}{|\mathcal{V}_{\text{sub}}|} \sum_{u \in \mathcal{V}_{\text{sub}}} \mathcal{I}_u^*(v) \\ &= \frac{1}{d_v^\alpha} \left( \max_{c \in \mathcal{C}} \mathcal{W}_{v,c} - \frac{1}{|\mathcal{V}_{\text{sub}}|} \sum_{u \in \mathcal{V}_{\text{sub}}} \mathcal{W}_{v,y_u} \right) \end{aligned} \quad (7)$$

Under Assumption 1, the node with the highest influence score is the most likely to be an attacker node. Therefore, we derive the set of anchor nodes (size  $k$ ) as:

$$\mathcal{A} = \{v \mid \mathcal{I}^*(v) \text{ is } k\text{-largest}\}. \quad (8)$$

There is a trade-off between performance and robustness, with a larger  $k$  would result in a better defense, but might sacrifice predictive accuracy on clean graphs. The detail algorithm of GUARD is described in Appendix C.

## 5 Experiments

In this section, we perform experimental evaluations of our proposed GUARD method. The goal of our experiments is to test whether GCNs armed with GUARD are more robust and reliable, particularly compared with current adversarial defenses. Appendix D reports further details on the experiments and reproducibility. Code and data are available in the Supplementary Material accompanying the submission.

## 5.1 Experimental Setting

**Datasets.** The experiments are conducted on four benchmark datasets, including Cora, PubMed [20], ogbn-arXiv (arXiv) [10] and Reddit [9]. For Cora and Pubmed, we preprocess and split them the same as [15, 4], which extract the largest connected component of the graph and split the dataset into 10%/10%/80% for training/validation/testing. For arXiv and Reddit, we use the public splits and experimental settings. Statistics of these datasets are summarized in Appendix D.

**Attacks.** We employ three state-of-the-art adversarial targeted attacks: FGA [2], IG-FGSM [24] and SGA [15], which take GCN or SGC as the surrogate model to conduct transfer attacks. Following [15], we randomly choose 1,000 nodes from test set as target nodes in each dataset. We define the perturbation budget  $\Delta = d_u$  for a target node  $u$  where  $d_u$  is the degree of  $u$ , as in [15, 33].

**Defenses.** As graph universal defenses were barely studied, we design two relevant baselines for GUARD, including RANDOM and DEGREE. RANDOM picks anchor nodes randomly while DEGREE picks anchors nodes with the lowest degrees. Additionally, we compare GUARD with other non-universal defense methods: Jaccard [24], SVD [7], RGCN [32], SimPGCN [12], ElasticGNN [17], MedianGCN [4], and GNNGUARD [29]. Among these methods, SVD and Jaccard are *preprocessing-based* methods that filter adversarial perturbations of the input graph. RGCN, SimPGCN, ElasticGNN, MedianGCN, and GNNGUARD are improved GCNs (*model-based*) with robust architectures or regularizations. They are not universal defenses. All the defense methods are configured according to the best performance setting in their experimental results.

**Parameter setting.** For universal defense methods, we set different  $k$  for different datasets, where  $k = 200$  for Cora,  $k = 500$  for PubMed,  $k = 10,000$  for arXiv and  $k = 20,000$  for Reddit. The scaling factor  $\alpha$  for GUARD is set to 2 across all datasets. The detailed experimental settings and implementation details are provided in the Supplementary Material accompanying the submission.

## 5.2 Results and Analysis

Table 1: Comparison of clean accuracy (%) with *preprocessing-based* defenses. (OOM: out of memory. N/A: not applicable.)

	Cora	PuMed	arXiv	Reddit
GCN	82.7 $\pm$ 0.5	84.2 $\pm$ 0.3	73.7 $\pm$ 0.4	92.7 $\pm$ 0.5
+Jaccard	81.6 $\pm$ 0.7	84.2 $\pm$ 0.6	N/A	N/A
+SVD	77.8 $\pm$ 0.9	OOM	OOM	OOM
+RANDOM	82.7 $\pm$ 0.4	84.1 $\pm$ 0.2	73.4 $\pm$ 0.3	92.4 $\pm$ 0.2
+DEGREE	82.7 $\pm$ 0.2	84.2 $\pm$ 0.1	73.6 $\pm$ 0.2	92.9 $\pm$ 0.2
+GUARD	82.7 $\pm$ 0.3	84.3 $\pm$ 0.4	73.7 $\pm$ 0.3	92.7 $\pm$ 0.4
SGC	83.1 $\pm$ 0.8	83.1 $\pm$ 0.4	70.5 $\pm$ 0.6	94.3 $\pm$ 0.6
+Jaccard	82.5 $\pm$ 0.6	83.3 $\pm$ 0.5	N/A	N/A
+SVD	77.6 $\pm$ 1.0	OOM	OOM	OOM
+RANDOM	82.6 $\pm$ 0.5	82.8 $\pm$ 0.5	70.0 $\pm$ 0.4	94.0 $\pm$ 0.3
+DEGREE	83.3 $\pm$ 0.3	83.1 $\pm$ 0.3	70.6 $\pm$ 0.3	94.1 $\pm$ 0.4
+GUARD	83.1 $\pm$ 0.5	83.3 $\pm$ 0.3	70.6 $\pm$ 0.3	94.3 $\pm$ 0.2

**Clean accuracy.** Table 1 summarizes the results on clean datasets. Note that SVD is practically infeasible for large graphs because its time complexity increases cubically with respect to  $N$ , *i.e.*,  $\mathcal{O}(N^3)$ . In addition, Jaccard is not applicable for arXiv and Reddit since it can only operate on binary node features. Both approaches applied to GCNs result in a decrease in classification accuracy. One promising property of universal defenses (particularly GUARD) we want to remark is the clean performance. We can observe from Table 1 that universal defense methods, when applied on GCNs, have little impact on the clean accuracy of the model. In this regard, we find GUARD and DEGREE to be superior. This is due to the fact that both GUARD and DEGREE tend to identify low-degree nodes as potential attacker nodes, which are usually not connected with the target node in a sparse graph in the absence of adversarial attacks. Therefore, the accuracy of GCNs armed with universal defenses is not sacrificed in benign situations.

Table 2: Comparison of classification accuracy (%) with *preprocessing-based* defenses against adversarial targeted attacks. The best results are **boldfaced**.

Dataset	Attack	GCN	+Jaccard	+SVD	+RANDOM	+DEGREE	+GUARD
Cora	SGA	13.8 $\pm$ 0.4	30.1 $\pm$ 0.4	69.5 $\pm$ 0.7	15.3 $\pm$ 0.4	38.7 $\pm$ 0.2	<b>81.7</b> $\pm$ 0.3
	FGA	11.9 $\pm$ 0.3	31.7 $\pm$ 0.5	74.2 $\pm$ 0.6	14.2 $\pm$ 0.4	34.9 $\pm$ 0.3	<b>75.5</b> $\pm$ 0.4
	IG-FGSM	15.2 $\pm$ 0.8	40.9 $\pm$ 0.6	<b>77.5</b> $\pm$ 0.8	16.1 $\pm$ 0.4	29.5 $\pm$ 0.6	64.8 $\pm$ 0.6
PuMed	SGA	4.0 $\pm$ 0.4	8.6 $\pm$ 0.2	OOM	4.3 $\pm$ 0.3	4.0 $\pm$ 0.3	<b>77.6</b> $\pm$ 0.2
	FGA	2.6 $\pm$ 0.4	5.9 $\pm$ 0.5	OOM	2.9 $\pm$ 0.5	2.6 $\pm$ 0.4	<b>72.7</b> $\pm$ 0.4
	IG-FGSM	9.6 $\pm$ 0.5	14.1 $\pm$ 0.4	OOM	9.9 $\pm$ 0.4	9.6 $\pm$ 0.4	<b>77.1</b> $\pm$ 0.3
arXiv	SGA	0.5 $\pm$ 0.5	N/A	OOM	1.3 $\pm$ 0.7	13.4 $\pm$ 0.4	<b>64.2</b> $\pm$ 0.4
Reddit	SGA	3.1 $\pm$ 0.2	N/A	OOM	4.2 $\pm$ 0.3	86.5 $\pm$ 0.6	<b>89.8</b> $\pm$ 0.4

Table 3: Comparison of classification accuracy (%) with *model-based* defenses against adversarial targeted attacks. The results are averaged over five runs and the best are **boldfaced**.

Method	Cora			PubMed		
	SGA	FGA	IG-FGSM	SGA	FGA	IG-FGSM
GCN	13.8 $\pm$ 0.4	11.9 $\pm$ 0.3	15.2 $\pm$ 0.8	4.0 $\pm$ 0.4	2.6 $\pm$ 0.4	9.6 $\pm$ 0.5
SGC	3.2 $\pm$ 0.3	13.4 $\pm$ 0.6	12.9 $\pm$ 0.7	1.3 $\pm$ 0.3	3.7 $\pm$ 0.6	9.5 $\pm$ 0.4
RGCN	21.4 $\pm$ 0.4	15.4 $\pm$ 0.5	15.4 $\pm$ 0.6	12.4 $\pm$ 0.2	13.6 $\pm$ 0.5	19.0 $\pm$ 0.4
SimPGCN	11.4 $\pm$ 0.5	13.5 $\pm$ 0.6	12.5 $\pm$ 0.3	16.4 $\pm$ 0.5	13.5 $\pm$ 0.5	18.6 $\pm$ 0.7
ElasticGNN	35.5 $\pm$ 0.4	37.2 $\pm$ 0.5	35.8 $\pm$ 0.4	22.6 $\pm$ 0.3	20.4 $\pm$ 0.4	27.2 $\pm$ 0.2
MedianGCN	34.9 $\pm$ 0.7	35.1 $\pm$ 0.6	42.3 $\pm$ 0.8	52.3 $\pm$ 0.4	50.2 $\pm$ 0.7	59.4 $\pm$ 0.7
GNNGUARD	59.9 $\pm$ 0.3	54.1 $\pm$ 0.3	62.6 $\pm$ 0.4	66.2 $\pm$ 0.2	58.9 $\pm$ 0.3	67.1 $\pm$ 0.5
GCN w/ GUARD	<b>81.7</b> $\pm$ 0.3	<b>75.5</b> $\pm$ 0.4	<b>64.8</b> $\pm$ 0.6	<b>77.6</b> $\pm$ 0.2	<b>72.7</b> $\pm$ 0.4	<b>77.1</b> $\pm$ 0.3

**Robustness compared with preprocessing-based defenses.** In Table 2, we present the experimental results against different adversarial attacks. We found that GUARD can successfully defend adversarial attacks for GCN and achieves the best results in most cases. The results suggest that the adversarial attacks are “reversible” by a well-designed defensive patch. Also, one can see that DEGREE achieved a good performance on Cora and Reddit, reflecting the attacker’s tendency to pick low-degree nodes to craft adversarial edges. Also in terms of scalability and flexibility, we find GUARD to be superior compared with SVD and Jaccard. It can easily scale to large datasets like arXiv and Reddit with low computation overhead. In addition, GUARD is applicable to different graph datasets without any constraints that require binary features like Jaccard.

**Robustness compared with model-based defenses.** With such promising results showing higher robustness of GCNs with GUARD, we additionally compare vanilla GCN (w/ GUARD) with other state-of-the-art robust models. In Table 3, we present the experimental results on small datasets Cora and PubMed since most baselines do not scale much further. The results have shed light on the vulnerability of current defenses, which suffer seriously from adversarial targeted attacks. In addition, it is obvious that although the vanilla GCN is less robust, with the help of GUARD, the robustness can be significantly improved and even outperforms the state-of-the-art methods with large margins. Overall, the results empirically verify our method’s superior performance over state-of-the-art approaches.

**Ablation study.** We perform case studies on Cora and PubMed to qualitatively evaluate the impact of  $k$  and  $\alpha$  in GUARD, respectively. We report the performance of GCN with GUARD by varying one and fixing another as the optimal value. As shown in Figure 4, a larger value of  $k$  leads to a larger set of anchor nodes and thus improves the robustness of GCN. When  $k$  reaches a critical value, *e.g.*, 450 on Cora, the accuracy of GCN against attacks reaches the clean accuracy, which means the adversarial attacks are successfully defended. In most cases, the performance of GCN changes smoothly on the clean graph, which indicates that GCN is not sensitive to GUARD in benign situations. Observed from Figure 5, we can see that GUARD is more sensitive to  $\alpha$  on Cora, as evidenced by increasing  $\alpha$  can significantly improve the performance of GUARD. The difference may be due to the different sparsity



of the two datasets. Overall, the results are consistent with our findings in § 4.2 as the malicious edges are typically those connected with low-degree nodes.

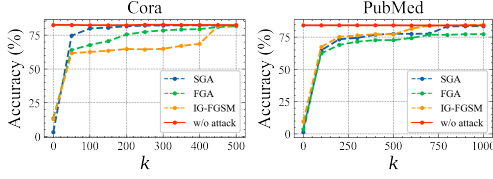


Figure 4: The accuracy on Cora and PubMed with varying the number of anchor nodes  $k$ , repeated five times.

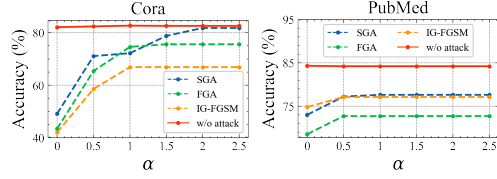


Figure 5: The accuracy on Cora and PubMed with varying the scaling factor  $\alpha$ , repeated five times.

## 6 Conclusion

In this work, for the first time, we study a novel problem of protecting GCNs from adversarial targeted attacks with a *universal* defense method. We demonstrate that attackers tend to perturb target nodes with a fixed set of low-degree nodes. We analyze possible reasons to explain the finding. Our understanding motivates us to propose GUARD, a simple yet effective method to enhance the robustness of GCNs. GUARD generates a universal patch by explicitly identifying the possible attacker nodes, pruning all suspicious edges in advance to protect important local nodes from multiple adversarial targeted attacks. In our extensive experimental evaluation, GUARD can successfully defend against various attacks, which achieves state-of-the-art robustness without sacrificing accuracy when applied to several established GCNs.

## References

- [1] A. Bojchevski and S. Günnemann. Adversarial attacks on node embeddings via graph poisoning. In *ICML*, pages 695–704, 2019.
- [2] J. Chen, Y. Wu, X. Xu, Y. Chen, H. Zheng, and Q. Xuan. Fast gradient attack on network embedding. *arXiv preprint arXiv:1809.02797*, 2018.
- [3] L. Chen, J. Li, J. Peng, T. Xie, Z. Cao, K. Xu, X. He, and Z. Zheng. A survey of adversarial learning on graph. *arXiv preprint arXiv:2003.05730*, 2020.
- [4] L. Chen, J. Li, Q. Peng, Y. Liu, Z. Zheng, and C. Yang. Understanding structural vulnerability in graph convolutional networks. In Z.-H. Zhou, editor, *IJCAI*, pages 2249–2255, 8 2021.
- [5] H. Dai, H. Li, T. Tian, X. Huang, L. Wang, J. Zhu, and L. Song. Adversarial attack on graph structured data. In *ICML*, pages 1123–1132, 2018.
- [6] Y. Dou, Z. Liu, L. Sun, Y. Deng, H. Peng, and P. S. Yu. Enhancing graph neural network-based fraud detectors against camouflaged fraudsters. In *CIKM*, pages 315–324, 2020.
- [7] N. Entezari, S. A. Al-Sayouri, A. Darvishzadeh, and E. E. Papalexakis. All you need is low (rank): Defending against adversarial attacks on graphs. In *WSDM*, pages 169–177, 2020.
- [8] C. Guo, G. Pleiss, Y. Sun, and K. Q. Weinberger. On calibration of modern neural networks. In *ICML*, volume 70, pages 1321–1330, 2017.
- [9] W. L. Hamilton, Z. Ying, and J. Leskovec. Inductive representation learning on large graphs. In *NeurIPS*, pages 1024–1034, 2017.
- [10] W. Hu, M. Fey, M. Zitnik, Y. Dong, H. Ren, B. Liu, M. Catasta, and J. Leskovec. Open graph benchmark: Datasets for machine learning on graphs. In *NeurIPS*, 2020.
- [11] H. Huang, Y. Wang, Z. Chen, Y. Li, Z. Tang, W. Chu, J. Chen, W. Lin, and K. Ma. Cmu-watermark: A cross-model universal adversarial watermark for combating deepfakes. *CoRR*, abs/2105.10872, 2021.
- [12] W. Jin, T. Derr, Y. Wang, Y. Ma, Z. Liu, and J. Tang. Node similarity preserving graph convolutional networks. In *WSDM*, pages 148–156, 2021.
- [13] D. P. Kingma and J. Ba. Adam: A method for stochastic optimization. In *ICLR (Poster)*, 2015.

- [14] T. N. Kipf and M. Welling. Semi-supervised classification with graph convolutional networks. In *ICLR*, 2017.
- [15] J. Li, T. Xie, C. Liang, F. Xie, X. He, and Z. Zheng. Adversarial attack on large scale graph. *TKDE*, pages 1–1, 2021.
- [16] L. Liao, X. He, H. Zhang, and T. Chua. Attributed social network embedding. *TKDE*, 30(12):2257–2270, 2018.
- [17] X. Liu, W. Jin, Y. Ma, Y. Li, L. Hua, Y. Wang, M. Yan, and J. Tang. Elastic graph neural networks. In *ICML*, 2021.
- [18] S. Moosavi-Dezfooli, A. Fawzi, O. Fawzi, and P. Frossard. Universal adversarial perturbations. In *CVPR*, pages 86–94. IEEE Computer Society, 2017.
- [19] A. Paszke, S. Gross, F. Massa, A. Lerer, J. Bradbury, G. Chanan, T. Killeen, Z. Lin, N. Gimelshein, L. Antiga, A. Desmaison, A. Köpf, E. Z. Yang, Z. DeVito, M. Raison, A. Tejani, S. Chilamkurthy, B. Steiner, L. Fang, J. Bai, and S. Chintala. Pytorch: An imperative style, high-performance deep learning library. In *NeurIPS*, pages 8024–8035, 2019.
- [20] P. Sen, G. Namata, M. Bilgic, L. Getoor, B. Gallagher, and T. Eliassi-Rad. Collective classification in network data. *AI Magazine*, 29(3):93–106, 2008.
- [21] M. Wang, D. Zheng, Z. Ye, Q. Gan, M. Li, X. Song, J. Zhou, C. Ma, L. Yu, Y. Gai, T. Xiao, T. He, G. Karypis, J. Li, and Z. Zhang. Deep graph library: A graph-centric, highly-performant package for graph neural networks. *arXiv preprint arXiv:1909.01315*, 2019.
- [22] B. Wu, J. Li, C. Hou, G. Fu, Y. Bian, L. Chen, and J. Huang. Recent advances in reliable deep graph learning: Adversarial attack, inherent noise, and distribution shift. *arXiv preprint arXiv:Arxiv-2202.07114*, 2022.
- [23] F. Wu, A. H. S. Jr., T. Zhang, C. Fifty, T. Yu, and K. Q. Weinberger. Simplifying graph convolutional networks. In *ICML*, volume 97 of *Proceedings of Machine Learning Research*, pages 6861–6871. PMLR, 2019.
- [24] H. Wu, C. Wang, Y. Tyshetskiy, A. Docherty, K. Lu, and L. Zhu. Adversarial examples for graph data: Deep insights into attack and defense. In *IJCAI*, pages 4816–4823, 2019.
- [25] J. Wu, X. Wang, F. Feng, X. He, L. Chen, J. Lian, and X. Xie. Self-supervised graph learning for recommendation. In *SIGIR*, pages 726–735, 2021.
- [26] K. Xu, H. Chen, S. Liu, P. Chen, T. Weng, M. Hong, and X. Lin. Topology attack and defense for graph neural networks: An optimization perspective. In *IJCAI*, pages 3961–3967, 2019.
- [27] X. Zang, Y. Xie, J. Chen, and B. Yuan. Graph universal adversarial attacks: A few bad actors ruin graph learning models. In *IJCAI*, pages 3328–3334, 8 2021.
- [28] C. Zhang, P. Benz, C. Lin, A. Karjauv, J. Wu, and I. S. Kweon. A survey on universal adversarial attack. In *IJCAI*, pages 4687–4694, 8 2021.
- [29] X. Zhang and M. Zitnik. Gnn-guard: Defending graph neural networks against adversarial attacks. In *NeurIPS*, 2020.
- [30] Z. Zhang, P. Cui, and W. Zhu. Deep learning on graphs: A survey. *TKDE*, 34(1):249–270, 2022.
- [31] C. Zhao, S. Liu, F. Huang, S. Liu, and W. Zhang. CSGNN: contrastive self-supervised graph neural network for molecular interaction prediction. In *IJCAI*, pages 3756–3763, 2021.
- [32] D. Zhu, Z. Zhang, P. Cui, and W. Zhu. Robust graph convolutional networks against adversarial attacks. In *KDD*, pages 1399–1407, 2019.
- [33] D. Zügner, A. Akbarnejad, and S. Günnemann. Adversarial attacks on neural networks for graph data. In *KDD*, pages 2847–2856, 2018.
- [34] D. Zügner and S. Günnemann. Adversarial attacks on graph neural networks via meta learning. In *ICLR*, 2019.

## Checklist

1. For all authors...

- (a) Do the main claims made in the abstract and introduction accurately reflect the paper’s contributions and scope? [\[Yes\]](#)

- (b) Did you describe the limitations of your work? [\[Yes\]](#) See Appendix F.
  - (c) Did you discuss any potential negative societal impacts of your work? [\[Yes\]](#) See Appendix F.
  - (d) Have you read the ethics review guidelines and ensured that your paper conforms to them? [\[Yes\]](#)
2. If you are including theoretical results...
- (a) Did you state the full set of assumptions of all theoretical results? [\[Yes\]](#)
  - (b) Did you include complete proofs of all theoretical results? [\[Yes\]](#) See Appendix A.
3. If you ran experiments...
- (a) Did you include the code, data, and instructions needed to reproduce the main experimental results (either in the supplemental material or as a URL)? [\[Yes\]](#) See Supplemental Material.
  - (b) Did you specify all the training details (e.g., data splits, hyperparameters, how they were chosen)? [\[Yes\]](#) See Appendix D.
  - (c) Did you report error bars (e.g., with respect to the random seed after running experiments multiple times)? [\[Yes\]](#)
  - (d) Did you include the total amount of compute and the type of resources used (e.g., type of GPUs, internal cluster, or cloud provider)? [\[Yes\]](#) See Appendix D.
4. If you are using existing assets (e.g., code, data, models) or curating/releasing new assets...
- (a) If your work uses existing assets, did you cite the creators? [\[Yes\]](#)
  - (b) Did you mention the license of the assets? [\[Yes\]](#)
  - (c) Did you include any new assets either in the supplemental material or as a URL? [\[No\]](#)
  - (d) Did you discuss whether and how consent was obtained from people whose data you're using/curating? [\[N/A\]](#) The datasets are public benchmarks.
  - (e) Did you discuss whether the data you are using/curating contains personally identifiable information or offensive content? [\[N/A\]](#) The datasets are public benchmarks.
5. If you used crowdsourcing or conducted research with human subjects...
- (a) Did you include the full text of instructions given to participants and screenshots, if applicable? [\[N/A\]](#)
  - (b) Did you describe any potential participant risks, with links to Institutional Review Board (IRB) approvals, if applicable? [\[N/A\]](#)
  - (c) Did you include the estimated hourly wage paid to participants and the total amount spent on participant compensation? [\[N/A\]](#)

## A Proof of Proposition 1

Restate Proposition 1:

**Proposition 1.** *For simplification, let us consider an 1-layer GCN with output  $Z = \text{Softmax}(\hat{A}W)$  where  $W = XW$ . Given a target node  $u$  labeled as  $y_u$ , we have:*

$$e^* = (u, v^*) = \arg \max_{e=(u,v), v \notin \mathcal{N}(u)} \frac{\sum_{c \in \mathcal{C}} Z_{v,c} \mathcal{W}_{v,c} - \mathcal{W}_{v,y_t}}{\sqrt{d_v}},$$

where  $e^*$  denotes the edge corresponding to the largest gradient  $g_{u,v^*}$  and  $\mathcal{N}(u)$  is the set of nodes adjacent to  $u$ .

*Proof.* The forward inference at the 1-layer GCN is formally defined as:

$$Z = \text{Softmax}(\hat{A}W), \quad \hat{A} = \tilde{D}^{\frac{1}{2}} \tilde{A} \tilde{D}^{\frac{1}{2}}. \quad (9)$$

For a target node  $u$ , attackers aim to find the worst-case perturbation with the approximated loss  $\mathcal{L}_u^* = -\ln Z_{u,y_u}$ . Taking derivatives by applying the chain rule:

$$g = \frac{\partial \mathcal{L}_u^*}{\partial A} = \frac{\partial \hat{A}}{\partial A} \frac{\partial Z_u}{\partial \hat{A}} \frac{\partial \mathcal{L}_u}{\partial Z_u} \in \mathbb{R}^{N \times N}. \quad (10)$$

Following the chain rule of gradient backpropagation in terms of the adjacency matrix  $A$ , it is easy to calculate the gradient of each edge  $(u, v)$  in the graph, or the element  $(u, v)$  in  $g$ :

$$g_{u,v} = \frac{\hat{g}_{u,v}}{\sqrt{d_u d_v}} - 0.5 \times \sum_{k \in \mathcal{N}(u)} \frac{d_k A_{u,k}}{(d_u d_k)^{\frac{3}{2}}} (\hat{g}_{u,k} + \hat{g}_{k,u}), \quad (11)$$

where  $\hat{g}_{i,j} = [\partial \mathcal{L}_i^* / \partial \hat{A}]_{i,j} = \sum_{c \in \mathcal{C}} Z_{i,c} \mathcal{W}_{j,c} - \mathcal{W}_{j,y_i}$ .

According to Eq.(11), the determining term of  $g_{u,v}$  for different nodes  $v$  is  $\hat{g}_{u,v} / \sqrt{d_v}$  since  $v \notin \mathcal{N}(u)$  and other terms are constants for a fixed target node  $u$ . For an edge  $e^*$  with the largest value of gradient, we have:

$$\begin{aligned} e^* = (u, v^*) &= \arg \max_{e=(u,v), v \notin \mathcal{N}(u)} g_{u,v} \\ &= \arg \max_{e=(u,v), v \notin \mathcal{N}(u)} \frac{\hat{g}_{u,v}}{\sqrt{d_v}} \\ &= \arg \max_{e=(u,v), v \notin \mathcal{N}(u)} \frac{\sum_{c \in \mathcal{C}} Z_{v,c} \mathcal{W}_{v,c} - \mathcal{W}_{v,y_t}}{\sqrt{d_v}}, \end{aligned} \quad (12)$$

□

## B Time Complexity

Here we discuss the time complexity of GUARD. As described above, the overall time complexity of GUARD is  $\mathcal{O}(N|\mathcal{V}_{\text{sub}}| + N \log k)$ <sup>4</sup>. Specifically, the computation of GUARD consists of three main steps: (1) obtain  $W = X \cdot W^{(0)} \dots W^{(l-1)}$ ; (2) compute the approximated influence score  $\mathcal{I}_v^*$  for each node  $v \in \mathcal{V}$ ; (3) identify  $k$  nodes with largest  $\mathcal{I}^*$  as the anchor nodes  $\mathcal{A}$ . Note that, step (1) is not usually the major bottleneck of GUARD, since  $W$  can be obtained directly from the victim GCNs. Taken together, the overall time complexity of GUARD is  $\mathcal{O}(N|\mathcal{V}_{\text{sub}}| + N \log k)$ , where  $N$  is the number of nodes,  $\mathcal{V}_{\text{sub}}$  is a subset of labeled nodes,  $k$  is the number of anchor nodes. The computation of  $\mathcal{I}^*$  in step (2) can be trivially parallelized, and  $k$  is usually small ( $k \ll N$ ), thus the overall computation overhead is low and acceptable. Besides, the computation needs to be performed only once for any node in the graph, which also benefits the scalability of GUARD.

## C Algorithm

To help better understand the proposed method, we provide the detailed algorithm and PyTorch-style pseudocode of GUARD in Algorithm 1 and Algorithm 2, respectively.

<sup>4</sup>Note that  $|\mathcal{V}_{\text{sub}}|$  and  $k$  are often small.

---

**Algorithm 1** Graph Universal Adversarial Defense (GUARD)

---

**Require:** Graph  $\mathcal{G} = (\mathcal{V}, \mathcal{E})$ ; node features  $X$  and degrees  $d$ ; labeled nodes set  $V_{\text{sub}} \subseteq V_{\text{train}}$ , weight matrix  $W$ , target node  $u$ ;

**Ensure:** Purified Graph  $\mathcal{G}_{(u)} = (\mathcal{V}, \mathcal{E}')$  w.r.t. target node  $u$ ;

**Parameter:**  $k, \alpha$ ;

- 1:  $\mathcal{W} \leftarrow X \cdot W$ ;
  - 2:  $\mathcal{I}^*(v) \leftarrow 0, \forall v \in \mathcal{V}$ ; ▷ Initialize node influence
  - 3: **for**  $v \in \mathcal{V}$  **do**
  - 4:    $\mathcal{I}^*(v) \leftarrow \frac{1}{d_v^\alpha} (\max_{c \in \mathcal{C}} \mathcal{W}_{v,c} - \frac{1}{|\mathcal{V}_{\text{sub}}|} \sum_{s \in \mathcal{V}_{\text{sub}}} \mathcal{W}_{v,y_s})$ ; ▷ Compute node influence
  - 5: **end for**
  - 6:  $\mathcal{A} \leftarrow \{v \mid \mathcal{I}^*(v) \text{ is } k\text{-largest}\}$ ; ▷ Anchor nodes
  - 7:  $\mathcal{E}' \leftarrow \mathcal{E} - \{e = (u, v) \mid v \in \mathcal{A} \text{ and } (u, v) \in \mathcal{E}\}$ ; ▷ Edge pruning
  - 8: **return**  $\mathcal{G}_{(u)} = (\mathcal{V}, \mathcal{E}')$ ;
- 

---

**Algorithm 2** PyTorch-style pseudocode for GUARD

---

```
1: # W: weight matrix
2: # alpha, k: trade-off
3: # g: input graph
4: # feat: node features
5: # d: node degree
6: # target: target node
7:
8: W = torch.mm(feat, W)
9: W_max = W.max(1).values
10: # Compute influence score
11: I = d.pow(-alpha) * (W_max - W[:,y].sum(1) / len(y))
12: # Anchors are those nodes with highest influence scores
13: anchors = torch.topk(I, k)
14: # Remove edges between 'target' and 'anchors'
15: g_defense = remove_edges(g, target, anchors)
```

---

## D Detailed Experimental Settings

Table 4: Dataset Statistics. For Cora and PubMed we extract the largest connected component.

	Cora	PuMed	arXiv	Reddit
# Nodes	2,485	19,717	169,343	232,965
# Edges	10,138	88,648	1,166,243	11,606,919
# Features	1,433	500	128	602
# Classes	7	3	6	41
Feature Type	Binary	Binary	Continuous	Continuous
degree $\leq 2$	36%	63%	65%	3%
Avg. degree	4.08	4.50	13.70	99.65

**Datasets.** The dataset statistics are summarized in Table 4.

**Victim models.** In our evaluation, we use GCN [14] and SGC [23] as the default victim models. We use two-layer GCN with hidden units 16 for Cora, PubMed, and Reddit, and three-layer GCN with hidden units 256 for arXiv. For SGC, the number of layers is set as 2 across all datasets. We train all models for 200 epochs using Adam [13] optimizer, with an initial learning rate 0.01. The best models are picked according to their performance on validation set.

**Attacks.** We employ FGA [2], IG-FGSM [24] and SGA [15] as attack models. FGA and IG-FGSM directly use the gradients and integrated gradients of the whole edges obtained by a GCN surrogate to find the worst-case perturbations, which suffer from the scalability and cannot applied to large

datasets like arXiv and Reddit. SGA is specifically designed for large graphs, which extracts a subgraph centered at the target node and transfers the local attacks from a SGC surrogate.

**Parameter setting.** For universal defense methods (RANDOM, DEGREE and GUARD), we set different  $k$  for different datasets, where  $k = 200$  for Cora,  $k = 500$  PubMed,  $k = 10,000$  for arXiv and  $k = 20,000$  for Reddit. The scaling factor  $\alpha$  for GUARD is set to 2 across all datasets. For baseline methods, the approximated rank of SVD is set as 50 and the threshold of Jaccard is set as 0.01 to filter adversarial perturbations. For the remaining configuration, we closely follow the setup of [4, 15].

**Evaluation.** We first use various attacks to obtain the perturbed graphs *w.r.t.* the 1,000 target nodes in test set. Then, for all generated graphs we record the classification accuracy of GCNs on these target nodes. We evaluate the models/methods on the evasive setting, *i.e.* the attack happens after the model is trained. Performance is reported by the average accuracy with standard deviation based on five runs on the clean/perturbed graphs.

**Implementation details.** All models are implemented with PyTorch [19] and Deep Graph Library (DGL) [21], which are open source software released under BSD-style<sup>5</sup> and Apache-2.0<sup>6</sup> license, respectively. All our experiments are conducted on one NVIDIA TITAN RTX GPU with 24GB memory. For reproducibility, both the code and datasets (publicly available) used for experiments are included in the Supplementary Material.

## E Additional Experimental Results

Table 5: Comparison of classification accuracy (%) with *preprocessing-based* defenses against adversarial targeted attacks. The best results on are **boldfaced**.

Dataset	Attack	SGC	+Jaccard	+SVD	+RANDOM	+DEGREE	+GUARD
Cora	SGA	3.2 $\pm$ 0.3	24.3 $\pm$ 0.5	70.0 $\pm$ 0.6	5.3 $\pm$ 0.2	36.3 $\pm$ 0.3	<b>81.4</b> $\pm$ 0.2
	FGA	13.4 $\pm$ 0.6	34.6 $\pm$ 0.6	74.9 $\pm$ 0.9	16.8 $\pm$ 0.5	40.2 $\pm$ 0.4	<b>79.9</b> $\pm$ 0.5
	IG-FGSM	12.9 $\pm$ 0.7	44.4 $\pm$ 0.7	<b>75.8</b> $\pm$ 1.2	15.3 $\pm$ 0.5	37.1 $\pm$ 0.6	72.9 $\pm$ 0.6
PuMed	SGA	1.3 $\pm$ 0.3	6.4 $\pm$ 0.3	OOM	1.9 $\pm$ 0.5	1.3 $\pm$ 0.2	<b>76.7</b> $\pm$ 0.2
	FGA	3.7 $\pm$ 0.6	6.5 $\pm$ 0.4	OOM	4.1 $\pm$ 0.6	3.7 $\pm$ 0.4	<b>71.5</b> $\pm$ 0.3
	IG-FGSM	9.5 $\pm$ 0.4	14.0 $\pm$ 0.3	OOM	10.3 $\pm$ 0.6	9.5 $\pm$ 0.2	<b>76.8</b> $\pm$ 0.3
arXiv	SGA	0.3 $\pm$ 0.9	N/A	OOM	0.9 $\pm$ 0.9	10.4 $\pm$ 0.8	<b>62.0</b> $\pm$ 0.8
Reddit	SGA	0.0 $\pm$ 0.0	N/A	OOM	0.0 $\pm$ 0.1	84.1 $\pm$ 0.7	<b>87.2</b> $\pm$ 0.3

**Robustness compared with preprocessing-based defenses (on SGC).** In Table 5, we also provide the experimental results against different adversarial attacks when GUARD performed on SGC, a linear variant of GCN. We observe that GUARD still successfully defend adversarial attacks for SGC and achieves the best results in most cases. On PubMed and arXiv, two datasets with more low-degree nodes (See Table 4), DEGREE did not perform as well as expected, which indicates that simply identifying anchor nodes based on node degrees can not ensure the attacker nodes are included. In contrast, GUARD is more stable and achieves the best performance in most cases. Overall, we show that GUARD is applicable for different GCNs for defending against adversarial attacks.

**Visualization on anchor nodes.** We present the visualization of the Cora citation graph with anchor nodes (here  $k = 50$ ) identified by GUARD in Figure 6. It shows the anchor nodes are typically low-degree nodes, which means that most of the nodes in a large and sparse graph will not be connected with anchor nodes. In benign situations, a clean graph is insensitive to GUARD, since the connection between a target node and an anchor node which GUARD attempts to remove does not exist in most cases. However, malicious attackers tend to exploit these nodes to perturb the target nodes, which makes GUARD effective for an attacked graph.

**Efficiency of GUARD.** Table 6 shows the running time of GUARD on four datasets. The running time here does not include the training time of the surrogate model. We can see that the computation of

<sup>5</sup><https://github.com/pytorch/pytorch/blob/master/LICENSE>

<sup>6</sup><https://github.com/dmlc/dgl/blob/master/LICENSE>

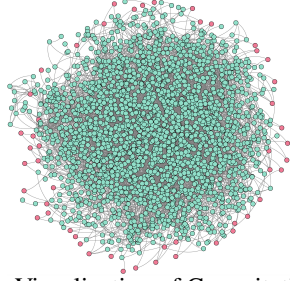


Figure 6: Visualization of Cora citation graph with anchor nodes highlighted in pink. The anchor nodes identified by GUARD are typically low-degree nodes in the graph.

Table 6: Running time of GUARD on four datasets.

	Cora	PubMed	arXiv	Reddit
Size $k$	200	500	10,000	20,000
Time	2ms	10ms	292ms	102ms

anchor nodes is efficient once the surrogate model is given. The running time is quite acceptable even on large datasets arXiv and Reddit. Moreover, GUARD can be trivially parallelized and accelerate the computations on larger graphs. Note that the anchor nodes are only computed once to form the universal patch, which further shows the superiority of our method in terms of efficiency.

## F Discussions

**Limitations and future work.** Despite the promising experimental justifications, our method might potentially suffer from some limitations: 1) Currently, we only consider the purification in the context of structural perturbations, however, adversarial perturbations will occur at the level of features and nodes. The defense strategy should be adapted to meet the requirements to defend against other forms of adversarial attacks (e.g., attacks on node features). 2) We focus on test time attack where model is trained on a clean graph. In practice, for a given graph, we do not have the prior knowledge about if the graph is clean or has noisy or adversarial edges. 3) Our work is specific to node classification task, although it is also possible to expand the proposed method in the future to other node-related tasks (e.g., link prediction) by suitably modifying the loss function. We leave these for future works.

**Potential negative societal impact.** Our work presents a simple yet effective universal defense to defend against adversarial targeted attacks, which would broadly benefit technology companies who operate various security-critical applications based on the graphs. On the potentially negative side, as our work provides understandings on how adversarial attacks work in perturbing the GCNs’ prediction on a single node, this in turn can help an adversarial agent to create more robust and imperceptible attacks. Currently, we have no solution for such a concern but we understand that this needs to be addressed in future work. Overall, we believe our work can still help practitioners defend against potential attacks and better protect GCNs-based systems in most cases.