

# Reconstruction-Aware Prior Distillation for Semi-supervised Point Cloud Completion

Zhaoxin Fan\*  
Renmin University of China  
fanzhaoxin@ruc.edu.cn

Yulin He\*  
Renmin University of China  
yolanehe@ruc.edu.cn

Zhicheng Wang  
Nreal  
zchwang@nreal.ai

Kejian Wu  
Nreal  
kejian@nreal.ai

Hongyan Liu✉  
Tsinghua University  
hyliu@tsinghua.edu.cn

Jun He✉  
Renmin University of China  
hejun@ruc.edu.cn

## Abstract

Point clouds scanned by real-world sensors are always incomplete, irregular, and noisy, making the point cloud completion task become increasingly more important. Though many point cloud completion methods have been proposed, most of them require a large number of paired complete-incomplete point clouds for training, which is labor exhausted. In contrast, this paper proposes a novel **Reconstruction-Aware Prior Distillation semi-supervised point cloud completion method named RaPD**, which takes advantage of a two-stage training scheme to reduce the dependence on a large-scale paired dataset. In training stage 1, the so-called deep semantic prior is learned from both unpaired complete and unpaired incomplete point clouds using a reconstruction-aware pretraining process. While in training stage 2, we introduce a semi-supervised prior distillation process, where an encoder-decoder-based completion network is trained by distilling the prior into the network utilizing only a small number of paired training samples. A self-supervised completion module is further introduced, excavating the value of a large number of unpaired incomplete point clouds, leading to an increase in the network’s performance. Extensive experiments on several widely used datasets demonstrate that RaPD, the first semi-supervised point cloud completion method, achieves superior performance to previous methods on both homologous and heterologous scenarios.

## 1. Introduction

Point cloud can represent the 3D geometric details of a scene or an object well with high resolution, hence attracting extensive research interests and becoming increasingly

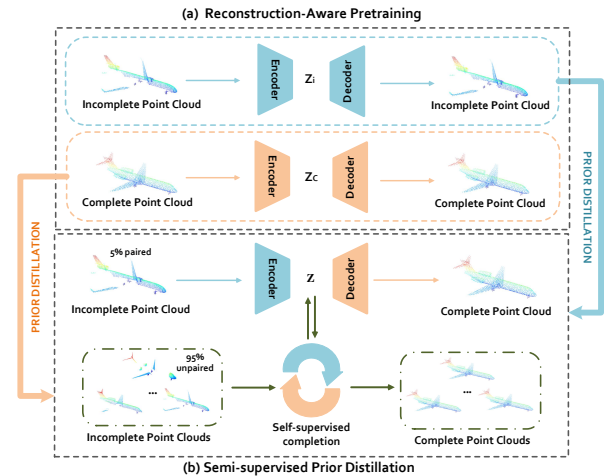


Figure 1. An illustration of our main idea. We train our point cloud completion model in two stages. In training stage 1, reconstruction-aware pretraining is introduced to learn the semantic prior. In training stage 2, the above prior is distilled into the completion network, and a self-supervised completion module is proposed to further improve the network’s capacity. In our work, only a small number of paired training samples are required.

important in many applications, such as autonomous driving, robotics, and augmented reality. However, point clouds scanned from real-world sensors are always incomplete, irregular, and noisy, making many algorithms designed for point cloud-based applications, such as 3D object detection [40], unreliable. Therefore, point cloud completion, aiming at transforming a partially observed incomplete point cloud into its complete counterpart, becomes more and more popular in recent years.

PCN [34] is a pioneering work for deep learning-based point cloud completion, which utilizes PointNet [22] to learn global feature of the incomplete point cloud. Then, point-wise features of the complete point cloud are folded [33] from the global feature to generate the final complete

\*equal contribution

point cloud. Due to its disability in extracting local feature, PCN fails to recover the geometric details of the object. Therefore, following works [17, 19, 28, 31] provide better completion results by preserving observed geometric details from the incomplete point shape using local features [20]. Though existing methods have achieved very promising performance, most of them require taking a large number of well-aligned complete-incomplete point cloud pairs to train their models, which is labor exhausted. In some wild scenarios, annotating the data is nearly impossible. Therefore, a question arises: *can we train a point cloud completion model using less paired data?*

The answer is absolutely yes. In this paper, we propose a novel deep learning model named RaPD for semi-supervised point cloud completion. RaPD achieves the point cloud completion goal by utilizing a small number of paired point cloud samples compared to previous methods. Hence, it is much more annotation friendly and gains a significant reduction in annotation cost. The intuition behind our method is that though paired samples are hard to collect, unpaired point clouds are easy to access. For example, manually designed clean complete point clouds from shape analysis datasets like ShapeNet [3], and noisy incomplete point clouds from autonomous driving datasets like KITTI [9]. The semantic prior of a category of objects consisting in these unpaired point clouds is very available and we should take full advantage of it. To this end, we propose a two-stage training scheme for RaPD to achieve the goal. Fig. 1 illustrates the main idea of our method.

In training stage 1, a reconstruction-aware pretraining process is introduced. The insight behind this design is that we believe that completion-dependent features and object-shape-dependent features can be decoupled and obtained by reconstructing a point cloud using different deep learning-based models. To this end, two auto-encoders are trained for complete and incomplete point clouds separately. The one trained using unpaired complete point clouds would characterize the completion-dependent features into its decoder and the latent global code  $Z_c$ , while the other one trained using unpaired incomplete point clouds would characterize the object-shape-dependent features into its encoder and latent global code  $Z_i$ . The above-mentioned encoder, decoder, and latent code  $Z_c$  are regarded as the semantic prior to the next training stage.

Then, in training stage 2, we distill the learned semantic prior into a point cloud completion network to enable semi-supervised training. Specifically, weights of the above-learned encoder and decoder are adopted as a good initiation. Then, object-shape-dependent features and completion-dependent features are utilized as a balanced signal to guide the network training process. Thereby, taking advantages of this kind of prior, the network can learn the ability of competing a point cloud very well utilizing

only a small number of paired training samples (10% or below than full-supervised methods in this paper). What's more, to make usage of a large amount of unpaired incomplete point clouds, we further propose a self-supervised learning module. This module would benefit from a novel category-level latent prior and an adversarial training strategy, which further increases the performance of RaPD.

To the best of our knowledge, we are the first work to design semi-supervised models for the point cloud completion task. To verify the effectiveness of our method, extensive experiments are conducted on several widely used datasets. Experimental results show that our method can achieve excellent performance in both homologous and heterologous scenarios. When only a small number of paired training samples are available, RaPD achieves state-of-the-art performance. And our method even achieves comparable performance to fully-supervised methods. Our contribution can be summarized as:

- We propose the first semi-supervised point cloud completion method RaPD, which achieves state-of-the-art performance in the data shortage setting.
- We propose a two-stage training scheme, which consists of a reconstruction-aware pretraining process and a semi-supervised prior distillation process, enabling effective semi-supervised training.
- We conduct extensive experiments to verify the effectiveness of our method in both homologous and heterologous scenarios. Contributions of each key design are also well-studied.

## 2. Related Work

### 2.1. Point Cloud Completion

Point cloud completion has obtained significant development in recent years. It plays an important role in autonomous driving, robotic grasping, and computer graphics. PCN [34] pioneers the work of deep learning-based point cloud completion. It proposes a simple encoder-decoder network for dense and complete point set generation. Since only global features are utilized, PCN is not good at recovering the geometric details. Therefore, methods such as [12, 25, 27, 28] are proposed to learn local features better. For example, Wang et al. [28] propose a coarse-to-fine strategy to synthesize the detailed object shapes by considering the local details of partial input with the global shape information together. There are also some methods [29, 31, 36] propose to learn better semantics for generating more complicated and cleaner complete point clouds. For example, SoftPoolNet [29] proposes a soft pooling operation to adaptively extract better semantics features for point cloud generation. To learn finer details, VRCNet [20] proposes a variational framework that consists of a probabilistic modeling

module and a relational enhancement module to improve performance. Though promising, these methods are limited in that they all require a large number of paired complete-incomplete point cloud pairs for training, which is cost unfriendly. To tackle the issue, Zhang et al. [35] propose to use GAN-Inversion [30] for unsupervised point cloud completion. Though unpaired samples are no longer required, time-consuming inference time optimization is needed during testing in [35], making it in-efficient. Besides, in [35], one model only works for a particular category, further limiting its broader application.

In contrast to all previous works, we propose a novel reconstruction-aware prior distillation method named RaPD for semi-supervised point cloud completion. To tackle the data shortage problem, RaPD takes full advantage of the semantic prior hidden in unpaired point clouds and distills the learned prior into the final completion network. Our method achieves superior performances than both previous supervised and unsupervised methods only taking a small number of paired point clouds for training.

## 2.2. Semi-supervised Learning

Semi-supervised learning is a mixed research task between supervised and unsupervised tasks [4, 39]. It targets predicting more accurately with the aid of unlabeled data than supervised learning that uses only labeled data [32]. Semi-supervised methods can be divided into generative methods [7, 8], consistency regularization methods [23, 24], graph-based methods [5, 13], pseudo-labelling methods [10, 15], and hybrid methods [1, 2]. With the development of deep learning, semi-supervised learning has been deployed into a wide range of downstream tasks. For example, Tang et al. [26] propose a semi-supervised object detection method using visual and semantic knowledge transfer. Zhou et al. [38] introduce a recurrent multi-scale feature modulation approach for monocular depth estimation. Quali et al. [18] present a method that utilizes cross-consistency training for semi-supervised semantic segmentation. In the field of point cloud processing, Huang et al. [11] propose a fast and robust semi-supervised approach for point cloud registration. Zhao et al. [37] propose a self-ensembling technique in their work for semi-supervised 3D object detection. Cheng et al. [6] propose to divide a point cloud into superpoints and build superpoint graphs for semi-supervised point cloud segmentation. Though semi-supervised learning has attracted massive attention, to our knowledge, there is no existing method tailored for point cloud completion.

In this paper, we propose RaPD, which is tailored for the point cloud completion task. In our work, discriminative semantic prior hidden in unpaired point clouds are distilled and utilized to achieve our semi-supervised training goal.

## 3. Method

### 3.1. Overview

**Problem Statement:** We aim at training a deep learning model that takes a incomplete point cloud  $P_i$  as input, it can output  $P_i$ 's complete counterpart  $P_c$ . In this paper, in order to reduce the dependence on paired complete-incomplete samples, we study the semi-supervised point cloud completion task. In our setting, there exists two training datasets  $\mathcal{D}_{paired} = \{(P_i^1, P_c^1), (P_i^2, P_c^2), \dots, (P_i^K, P_c^K)\}$  and  $\mathcal{D}_{unpaired} = \{P_i^1, P_i^2, \dots, P_i^N, P_c^1, P_c^2, \dots, P_c^M\}$ , where  $K$ ,  $N$  and  $M$  are number of point clouds. Point clouds in  $\mathcal{D}_{paired}$  are well-paired that can be utilized for supervised training, while point clouds in  $\mathcal{D}_{unpaired}$  are unpaired samples with great diversity. A constrain between the two datasets is that  $K \ll N(M)$ , Which means  $\mathcal{D}_{paired}$  is small scale. The deep learning model should be trained utilizing  $\mathcal{D}_{paired}$  and  $\mathcal{D}_{unpaired}$ . The expectation is that the final trained model can do point cloud completion excellently even though only a small number of training samples are labeled (paired).

**Framework of the Approach:** To solve the semi-supervised point cloud completion problem, we propose a novel method named RaPD. Fig. 2 illustrates the framework. RaPD adopts a two-stage training scheme. In the first stage, we conduct reconstruction-aware pretraining to learn the semantic prior from  $\mathcal{D}_{unpaired}$ . Specifically, two auto-encoders are trained using the complete point clouds and incomplete point clouds, respectively. After trained, network weights and embedded latent codes of point clouds are regarded as the semantic prior, which would be exploited in the next stage. Then, in the second stage, we conduct semi-supervised prior distillation. This stage consists of a prior distillation module and a self-supervised completion module, both of which would take  $\mathcal{D}_{unpaired}$  and  $\mathcal{D}_{paired}$  as training data and jointly learn an excellent model for the final point cloud completion task.

### 3.2. Stage 1: Reconstruction-Aware Pretraining

Since it is very hard to annotate complete-incomplete point cloud pairs in real-world scenarios, only a small number of paired point clouds ( $K$  in  $\mathcal{D}_{paired}$ ) can be leveraged to train a model in the semi-supervised training setting. However, we argue that though paired data is rare, there are abundant unpaired point clouds that can be leveraged. For complete point clouds, there exist human-designed object datasets such as ShapeNet [3]. For incomplete point clouds, we can extract samples from the wild datasets such as KITTI [9]. They consist of  $\mathcal{D}_{unpaired}$ . We note here that the semantic characteristics in these unpaired point clouds are very valuable and should be exploited to benefit the semi-supervised point cloud completion task. Therefore, we propose to learn the semantic prior from them.





with the ability of representing the shape-related information and completeness-related information, such a kind of distillation would flow very valuable prior information from training stage 1 to training stage 2. Besides, since  $E_i$  and  $D_c$  are already well capable of point cloud reconstruction, initiating the network using them would help the model coverage faster, further increasing the robustness of the model and avoiding the network from falling into local-minimal.

Besides distilling model weights, we also propose a features distillation step. Specifically, one observation is that since we initialize the decoder using  $D_c$ , if the latent code  $Z$  was the same as or at least be very similar to  $Z_c$ , the decoder can nearly perfectly output a complete point cloud. The reason is natural that  $D_c$  is already trained for recovering a complete point cloud in stage 1 and can perform well if the latent code is sampled from the feature space of  $Z_c$ . Therefore, to promote the model to learn such a kind of prior, we encourage the distribution of  $Z$  to be close to that of  $Z_c$  during training. To achieve so, we adopt the Kullback-Leibler divergence as a loss function:

$$L_{z,paired} = D_{kl}(Z_c||Z) \quad (1)$$

Then, for point cloud in  $\mathcal{D}_{paired}$ , we use the chamfer distance loss as the point cloud similarity loss.

$$L_{cd,paired} = \gamma/rN \sum_{x \in P_i} \min_{y \in P_c} \|x-y\|_2^2 + 1/rN \sum_{y \in P_c} \min_{x \in P_i} \|y-x\|_2^2 \quad (2)$$

where  $\gamma$  is a balance term.

**Self-supervised completion:** During training, beyond using  $\mathcal{D}_{paired}$ , we also take the incomplete point clouds in  $\mathcal{D}_{unpaired}$  as training data. To take advantage of them, we propose a self-training strategy. Specifically, for point cloud  $P_i$  in  $\mathcal{D}_{unpaired}$ , it is first fed into the network to predict a point cloud  $P_n$ . Then, since there is no ground truth for  $P_n$ , we can only make use of the input  $P_i$  as a training signal. To do so, we should first degrade  $P_n$  to  $P_i$ , termed  $\hat{P}_i$ . For the degradation, we adopt the K-Mask Degradation Module in [35]. Then, the loss function for this signal is set as the chamfer distance loss too:

$$L_{cd,unpaired} = \gamma/rN \sum_{x \in P_i} \min_{y \in \hat{P}_i} \|x-y\|_2^2 + 1/rN \sum_{y \in \hat{P}_i} \min_{x \in P_i} \|y-x\|_2^2 \quad (3)$$

$L_{cd,unpaired}$  would encourage  $P_n$  to be as similar as its incomplete counterpart  $P_i$  as possible during training. However,  $L_{cd,unpaired}$  only supervises the similarity in a low-level manner, which is not powerful enough for the completion task. To further benefit the encoder-decoder network, we add a discriminator  $\mathbb{D}$  to guide the training process. The discriminator plays the role of encouraging  $\hat{P}_i$  to

be as similar  $P_i$  as possible. It would predict a probability for each of its input, where close to 0 means it regards the point cloud as a fake incomplete one, while close to 1 means it regards the point cloud as a real incomplete one. In this way, the network would be forced to generate a more realistic  $\hat{P}_i$ . Hence, the high-level shape semantics between  $P_n$  and  $P_i$  would also be aligned. The loss function for the discriminator is:

$$L_d = (\mathbb{D}(P_i) - 1)^2 + (\mathbb{D}(\hat{P}_i))^2 \quad (4)$$

$$L_g = (\mathbb{D}(\hat{P}_i) - 1)^2 \quad (5)$$

Though straightforward, only using  $L_{cd,unpaired}$  and  $L_{feat}$  would cause over-fitting since there is no signal account for the completeness of  $P_n$ . To encourage  $P_n$  to also be as complete as possible, we use the following loss to make the distribution of the latent code  $Z$  fall into the completeness-related space:

$$L_{z,unpaired} = D_{kl}(\hat{Z}_c||Z) \quad (6)$$

where  $\hat{Z}_c$  is the category-level mean latent code of all complete training point clouds in training stage 1. This loss can also be regarded as distilling a part of semantic prior from stage 1, further taking advantage of  $\mathcal{D}_{unpaired}$ .

### 3.4. Loss

For training stage 1. We train two auto-encoders to formulate the reconstruction-aware pretraining. The loss functions of training both networks are chamfer distance loss. For training stage 2, the loss function for the encoder-decoder network is the weighted sum of each component of the training process:

$$L = \lambda_1 L_{z,paired} + \lambda_2 L_{z,unpaired} + \lambda_3 L_{cd,paired} + \lambda_4 L_{cd,unpaired} + \lambda_5 L_g \quad (7)$$

where  $\lambda_1$  to  $\lambda_5$  are balance terms. For the discriminator, it is optimized using  $L_d$  independently.

## 4. Experiment

### 4.1. Dataset

To verify the superiority of RaPD, we conduct experiments on three widely used public datasets: MVP [20], CRN [28] and KITTI [9].

**MVP** is a high-quality multi-view partial point cloud dataset. The point clouds are sampled from the well-known ShapeNet [3] benchmark. In MVP, there are a total of 16 categories. Its official splitting contains 62400 point cloud pairs for training and 41600 pairs for testing.

	1%		2%		5%		10%	
	CD	F1-score	CD	F1-score	CD	F1-score	CD	F1-score
TopNet [27]	20.73	0.186	16.49	0.220	14.37	0.236	13.62	0.251
PCN [34]	20.80	0.199	16.16	0.229	12.52	0.272	10.99	0.299
VRCNet [20]	30.65	0.214	20.36	0.252	13.36	0.319	<b>9.38</b>	<b>0.415</b>
RaPD*	15.19	0.263	12.80	0.287	10.90	0.315	10.63	0.325
RaPD	<b>12.12</b>	<b>0.313</b>	<b>11.07</b>	<b>0.319</b>	<b>10.07</b>	<b>0.328</b>	9.64	0.335

Table 1. Comparison on the MVP dataset under the semi-supervised training setting. CD is loss is multiplied by  $10^4$ . 1% to 10% are the percentages of paired point clouds in the training set that are used for training.

	Methods	CD	F1-score
fully supervised	PCN [34]	9.77	0.320
	TopNet [27]	10.11	0.308
	MSN [17]	7.90	0.432
	ECG [19]	6.64	0.476
	Wang et al. [28]	7.25	0.434
	VRCNet [20]	<b>5.96</b>	<b>0.499</b>
semi-supervised	RaPD*	10.63	0.325
	RaPD	<b>9.64</b>	<b>0.335</b>

Table 2. Comparison with fully-supervised methods on the MVP dataset. CD loss is multiplied by  $10^4$ . RaPD and PaPD\* are trained using on 10% of paired training data, while all other methods are training using all paired training data.

CRN is also a popular dataset constructed by sampling point cloud from ShapeNet benchmark. It consists of 8 categories. Incomplete counterparts of complete point clouds are generated by first rendering the complete point clouds into 2.5D depth maps and then back-projecting them into point clouds. CRN contains 28974 point cloud pairs for training and 800 pairs for testing.

KITTI is a large-scale real-world dataset originally constructed for autonomous driving. We follow [34] to use the ground-truth 3D bounding box annotation to extract the partially observed objects from each scan. The extracted point clouds are used to test the generalization ability of the model.

## 4.2. Implementation Details

We implement our method using the PyTorch [21] platform. We set our encoder-decoder network architecture to be the same as PCN [34] for a fair comparison. The architecture of the discriminator follows the basic architecture of [16], which consists of a global feature extractor, attention units, and a set of MLPs for final confidence regression. Both the number of points of the input and output point clouds are set to 2048. The dimension of the latent code is 1024.  $\lambda_2$  to  $\lambda_5$  are set to 1, 0.5 and 0.1 respectively.  $\lambda_1$  and  $\lambda_2$  are both set as 5, 2, 1 at the 1st, 20th and 100th epoch respectively. We optimize our network work using the Adam optimizer [14] with a batch size of 32. The initial learning rate is 0.0001. In the Reconstruction-Aware

Pretraining stage, the two auto-encoders are trained for 300 epochs. In the Semi-supervised Prior Distillation stage, the network is trained for 150 epochs. The evaluation metrics are chamfer distance (CD) and the F1 score, both implemented following [20].

## 4.3. Main Results

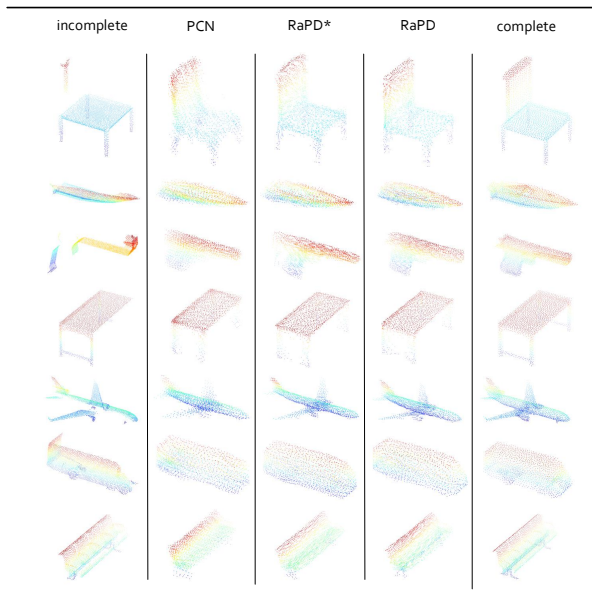


Figure 3. Quantitative comparison on MVP. The models are trained using 5% of paired point clouds from the training set.

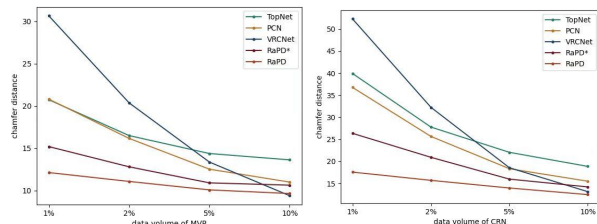


Figure 4. Comparison on MVP and CRN.

**Results on MVP dataset:** We first compare our method with PCN [34], TopNet [27] and VRCNet [20] on the MVP dataset. Since there is no existing semi-supervised point

	1%		2%		5%		10%	
	CD	F1-score	CD	F1-score	CD	F1-score	CD	F1-score
TopNet [27]	39.91	0.125	27.77	0.157	22.05	0.171	18.86	0.193
PCN [34]	36.76	0.130	25.65	0.165	18.34	0.195	15.50	0.215
VRCNet [20]	52.28	0.115	32.24	0.137	18.56	0.215	13.13	<b>0.274</b>
RaPD*	26.35	0.182	20.92	0.206	15.98	0.229	14.21	0.246
RaPD	<b>17.57</b>	<b>0.229</b>	<b>15.70</b>	<b>0.235</b>	<b>13.96</b>	<b>0.244</b>	<b>12.47</b>	0.272

Table 3. Comparison on the CRN dataset under the semi-supervised training setting. CD loss is multiplied by  $10^4$ . 1% to 10% are the percentages of paired point clouds in the training set that are used for training.

cloud completion method, for a fair comparison, we re-train their model using the same number of paired point clouds to report their performance under our semi-supervised training setting. We train all models on the MVP training set and test them on the MVP testing set. Therefore, the training and testing datasets are homologous. Table 1 and Fig. 4 show the results. RaPD\* is a version of RaPD that discard the self-supervised completion module during training. It can be seen that with the increase of paired training data, performances of all models are promoted. However, no matter whether we adopt the self-supervised completion module, our method outperforms all existing methods by a large margin. These results greatly demonstrate the advantage of our idea of distilling semantic prior from large-scale unpaired data over existing supervised methods. The performance gain of RaPD over RaPD\* also demonstrates the superiority of the self-supervised completion module in improving the performance. Some visualization results are shown in Fig. 3. From the visualization, it can be seen that RaPD can obviously recover better geometric details than PCN and RaPD\*. For example, the leg of the complete chair predicted by RaPD is obviously more clear and more slender than the one predicted by PCN.

We also compare RaPD with existing state-of-the-art supervised methods. All compared methods are training using all the paired data in the training set while RaPD and RaPD\* are only trained using 10% of paired data. The result is shown in Table 2. It can be seen that though we only use 10% of paired training data, our method can achieve comparable performance with fully-supervised methods. Note that RaPD even outperforms PCN and TopNet. As mentioned before, RaPD shares the same network architecture with PCN. However, it outperforms PCN using only a small number of data, which further demonstrates the superiority of our semi-supervised training scheme.

**Results on CRN:** As mentioned before, the training data and testing data of training stage 1 and training stage 2 are homologous when we evaluate our method on the MVP dataset. To verify the performance of our method in the heterologous situation, we conduct experiments on CRN dataset. Specifically, we conduct the reconstruction-aware pretraining on the MVP training set and conduct the semi-

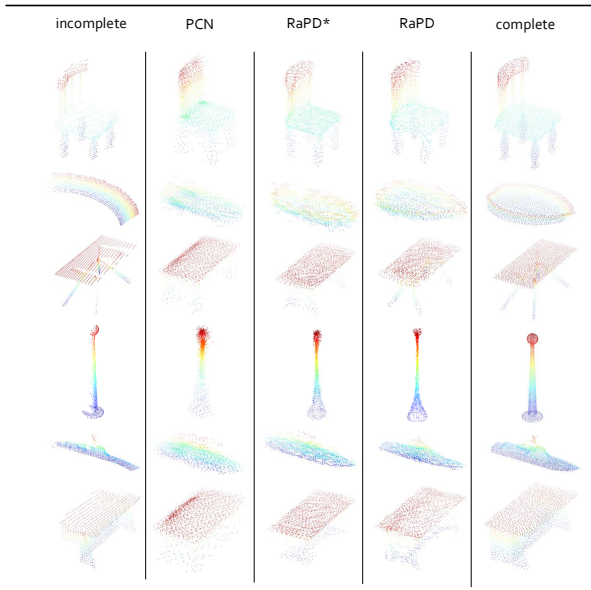


Figure 5. Quantitative comparison on CRN dataset.

supervised prior distillation on the CRN training set, and test the trained model on the CRN testing set. The results are shown in Table 3, Fig. 4, and Fig. 5. It can be seen that RaPD\* and RaPD significantly outperform the competitors, benefited from our prior distillation design and the semi-supervised completion module. This experiment demonstrates that our method not only performs well in homologous scenario, but also generates good generalization ability in heterologous scenario. That is, when generalizing to a new domain, the model only needs fine-tune or retrain in a semi-supervised prior distillation way based on the learned semantic prior to achieve an excellent performance.

**Results on KITTI:** We also compare our method with TopNet [27], PCN [34], and VRCNet [20] in the wild KITTI dataset. Since there is no complete ground truth for objects in the KITTI dataset, we only show the qualitative comparison in Fig. 6. It can be seen that the complete point clouds generated by our method are much better than the mentioned three methods. For example, the rear of the car is more smooth than that of PCN, TopNet, and VRCNet.




Figure 6. Quantitative comparison on KITTI dataset.

	RaPD*		RaPD	
	CD	F1-score	CD	F1-score
w/o features distillation	11.61	0.299	43.86	0.109
w/o decoder distillation	11.95	0.283	10.74	0.321
w/o encoder distillation	11.88	0.292	10.77	0.315
w/o weights distillation	12.52	0.272	11.66	0.309
full model	<b>10.90</b>	<b>0.315</b>	<b>10.07</b>	<b>0.328</b>

Table 4. Ablation study about the impact of prior distillation.

PCS	LCD	RaPD*		RaPD	
		CD	F1-score	CD	F1-score
CD	N/A	11.61	0.299	43.86	0.109
CD	cosine distance	11.51	0.301	13.12	0.285
CD	L1 distance	11.45	0.302	11.73	0.298
CD	JS distance	11.43	0.301	10.12	0.326
EMD	KL distance	11.37	0.301	11.16	0.307
CD	KL distance	<b>10.90</b>	<b>0.315</b>	<b>10.07</b>	<b>0.328</b>

Table 5. Ablation study about the impact of the loss function. PCS refers to point cloud similarity loss, and LCD refers to latent code distillation loss.

The results demonstrate that RaPD can generalize well in wide scenarios. With less training overhead and better performance, RaPD has the potential of benefiting downstream applications like autonomous driving.

#### 4.4. Ablation Study

In this section, we conduct extensive ablation study to verify the effectiveness of our key designs. All experiments are conducted on the MVP dataset. 5% paired training samples are used for training.

**Impact of Prior Distillation:** In our work, we present two kinds of prior distillation for the final completion network: the weights distillation (including encoder weights distillation and decoder weights distillation) and the features distillation. The two kinds of distillations are both one of the most critical factors for the success of our semi-supervised point cloud completion network. Table 4 shows the impact of them. For features distillation, when it is discarded, the

performance drops a lot, which demonstrates that it is very necessary to encourage the distribution of latent code of the input incomplete point cloud to be similar to that of the large scale unpaired complete point clouds. Then, we find that both the encoder weights distillation and decoder weights distillation are beneficial to our completion network. Since any of them is removed, the performance will significantly drop. When both of them are removed, the performance drop is even more serious. In a word, it can be found that both kinds of distillation play a significant role in ensuring the final completion performance. The absence of any of them would lead to a sharp performance decrease.

**Impact of Self-Supervised Completion:** In our work, we introduce a self-supervised completion module to make use of the abundant unpaired incomplete point clouds in training stage 2. The performance difference between the RaPD\* and RaPD has demonstrated that this module is very important for performance gain since it helps the model learn more information from a large scale of incomplete unpaired point clouds in an effective way. In this module, we use a degradation method to get a degraded point cloud for loss computation. We find that the choice of the degradation method we use is one of the key components that may affect the performance. In Table 8, we study the impact of several different degradation methods. It can be found that the K-Mask method is the best choice. The reason may be that K-Mask can better preserve the geometric details of point cloud after degradation. What’s more, we use a discriminator for adversarial training to further increase the realism of the predicted point cloud. In Table 6, we illustrate the performance of discarding the discriminator and the corresponding adversarial loss. It can be found that without them, the performance drops a lot. Therefore, it is necessary to adopt the discriminator during training.

**Impact of Loss Function:** In our loss function, two kinds of losses are very important to the training process: the



	RaPD	
	CD	F1-score
w/o discriminator	11.83	0.307
full model	<b>10.07</b>	<b>0.328</b>

Table 6. Ablation study about the impact of the discriminator.

	CD	F1-score
TopNet [27]	658.14	0.001
PCN [34]	673.35	0.028
RaPD	<b>10.07</b>	<b>0.328</b>

Table 7. Ablation study about the performance of competitor utilizing unpaired incomplete point clouds.

	RaPD	
	CD	F1-score
random downsample	82.29	0.037
voxel mask	10.81	0.312
tau mask	14.46	0.311
k mask	<b>10.07</b>	<b>0.328</b>

Table 8. Ablation study about the impact of degradation methods.

point cloud similarity loss ( $L_{cd,paired}$  and  $L_{cd,unpaired}$  in our implementation) and latent code distillation loss ( $L_{z,paired}$  and  $L_{z,unpaired}$  in our implementation). In Table 5, we show the performance of using some other alternatives (i.e., Earth Mover’s Distance, Cosine Distance, Jensen–Shannon divergence, L1 distance) and different combinations. Among all alternatives and combinations, we find that using chamfer distance as the point cloud similarity loss and using Kullback–Leibler divergence as latent code distillation loss exhibits the best performance.

**Competitors’ Performance of utilizing Unpaired Incomplete Point Clouds:** In our work, we propose a self-supervised completion module to better make use of the unpaired incomplete point clouds to train RaPD. While in the previous comparison, all competitors are trained without utilizing these data. To verify if these methods can also benefit from these data without adopting our prior distillation stage, we conduct experiments in Table 7. We train PCN and TopNet by adding these unpaired incomplete training data. The same degradation and loss are used for them except for the prior distillation. It can be found in Table 7 that both competitors fail to take advantage of these data. The reason may be that without distilling the semantic prior, the network would be severely suffered from over-fitting, hence the network would prefer to predict an incomplete point cloud rather than a complete one.

## 5. Conclusion

Point cloud completion is an important but challenging task for many real-world applications. To reduce the dependency on paired data when training a point cloud completion model, this paper proposes a novel semi-supervised

method named RaPD. A two-stage training scheme is introduced in RaPD. The first stage learns powerful semantic prior through reconstruction-aware pretraining, while the second stage learns the final completion deep model by prior distillation and self-supervised completion learning. Experiments on several widely used datasets have demonstrated the superiority of RaPD over previous supervised methods. In the future, we will research efficient unsupervised point cloud completion to further ease the training requirement.

## References

- [1] David Berthelot, Nicholas Carlini, Ekin D Cubuk, Alex Kurakin, Kihyuk Sohn, Han Zhang, and Colin Raffel. Remixmatch: Semi-supervised learning with distribution alignment and augmentation anchoring. *arXiv preprint arXiv:1911.09785*, 2019. 3
- [2] David Berthelot, Nicholas Carlini, Ian Goodfellow, Nicolas Papernot, Avital Oliver, and Colin A Raffel. Mixmatch: A holistic approach to semi-supervised learning. *Advances in Neural Information Processing Systems*, 32, 2019. 3
- [3] Angel X Chang, Thomas Funkhouser, Leonidas Guibas, Pat Hanrahan, Qixing Huang, Zimo Li, Silvio Savarese, Manolis Savva, Shuran Song, Hao Su, et al. Shapenet: An information-rich 3d model repository. *arXiv preprint arXiv:1512.03012*, 2015. 2, 3, 5
- [4] Olivier Chapelle, Bernhard Scholkopf, and Alexander Zien. Semi-supervised learning (chapelle, o. et al., eds.; 2006)[book reviews]. *IEEE Transactions on Neural Networks*, 20(3):542–542, 2009. 3
- [5] Peibin Chen, Tao Ma, Xu Qin, Weidi Xu, and Shuchang Zhou. Data-efficient semi-supervised learning by reliable edge mining. In *Proceedings of the IEEE/CVF Conference on Computer Vision and Pattern Recognition*, pages 9192–9201, 2020. 3
- [6] Mingmei Cheng, Le Hui, Jin Xie, and Jian Yang. Sspc-net: Semi-supervised semantic 3d point cloud segmentation network. *arXiv preprint arXiv:2104.07861*, 2021. 3
- [7] Zihang Dai, Zhilin Yang, Fan Yang, William W Cohen, and Russ R Salakhutdinov. Good semi-supervised learning that requires a bad gan. *Advances in neural information processing systems*, 30, 2017. 3
- [8] Emily Denton, Sam Gross, and Rob Fergus. Semi-supervised learning with context-conditional generative adversarial networks. *arXiv preprint arXiv:1611.06430*, 2016. 3
- [9] Andreas Geiger, Philip Lenz, Christoph Stiller, and Raquel Urtasun. Vision meets robotics: The kitti dataset. *The International Journal of Robotics Research*, 32(11):1231–1237, 2013. 2, 3, 5
- [10] Yves Grandvalet and Yoshua Bengio. Semi-supervised learning by entropy minimization. *Advances in neural information processing systems*, 17, 2004. 3

- [11] Xiaoshui Huang, Guofeng Mei, and Jian Zhang. Feature-metric registration: A fast semi-supervised approach for robust point cloud registration without correspondences. In *Proceedings of the IEEE/CVF Conference on Computer Vision and Pattern Recognition*, pages 11366–11374, 2020. 3
- [12] Zitian Huang, Yikuan Yu, Jiawen Xu, Feng Ni, and Xinyi Le. Pf-net: Point fractal network for 3d point cloud completion. *arXiv preprint arXiv:2003.00410*, 2020. 2
- [13] Ahmet Iscen, Giorgos Toliás, Yannis Avrithis, and Ondrej Chum. Label propagation for deep semi-supervised learning. In *Proceedings of the IEEE/CVF Conference on Computer Vision and Pattern Recognition*, pages 5070–5079, 2019. 3
- [14] Diederik P Kingma and Jimmy Ba. Adam: A method for stochastic optimization. *arXiv preprint arXiv:1412.6980*, 2014. 6
- [15] Dong-Hyun Lee et al. Pseudo-label: The simple and efficient semi-supervised learning method for deep neural networks. In *Workshop on challenges in representation learning, ICML*, volume 3, page 896, 2013. 3
- [16] Ruihui Li, Xianzhi Li, Chi-Wing Fu, Daniel Cohen-Or, and Pheng-Ann Heng. Pu-gan: a point cloud upsampling adversarial network. In *Proceedings of the IEEE/CVF International Conference on Computer Vision*, pages 7203–7212, 2019. 6
- [17] Minghua Liu, Lu Sheng, Sheng Yang, Jing Shao, and Shi-Min Hu. Morphing and sampling network for dense point cloud completion. In *Proceedings of the AAAI conference on artificial intelligence*, volume 34, pages 11596–11603, 2020. 2, 6
- [18] Yassine Ouali, Céline Hudelot, and Myriam Tami. Semi-supervised semantic segmentation with cross-consistency training. In *Proceedings of the IEEE/CVF Conference on Computer Vision and Pattern Recognition*, pages 12674–12684, 2020. 3
- [19] Liang Pan. Ecg: Edge-aware point cloud completion with graph convolution. *IEEE Robotics and Automation Letters*, 5(3):4392–4398, 2020. 2, 6
- [20] Liang Pan, Xinyi Chen, Zhongang Cai, Junzhe Zhang, Haiyu Zhao, Shuai Yi, and Ziwei Liu. Variational relational point completion network. In *Proceedings of the IEEE/CVF Conference on Computer Vision and Pattern Recognition*, pages 8524–8533, 2021. 2, 5, 6, 7
- [21] Adam Paszke, Sam Gross, Soumith Chintala, Gregory Chanan, Edward Yang, Zachary DeVito, Zeming Lin, Alban Desmaison, Luca Antiga, and Adam Lerer. Automatic differentiation in pytorch. 2017. 6
- [22] Charles R Qi, Hao Su, Kaichun Mo, and Leonidas J Guibas. Pointnet: Deep learning on point sets for 3d classification and segmentation. In *Proceedings of the IEEE conference on computer vision and pattern recognition*, pages 652–660, 2017. 1
- [23] Antti Rasmus, Mathias Berglund, Mikko Honkala, Harri Valpola, and Tapani Raiko. Semi-supervised learning with ladder networks. *Advances in neural information processing systems*, 28, 2015. 3
- [24] Mehdi Sajjadi, Mehran Javanmardi, and Tolga Tasdizen. Regularization with stochastic transformations and perturbations for deep semi-supervised learning. *Advances in neural information processing systems*, 29, 2016. 3
- [25] Muhammad Sarmad, Hyunjoo Jenny Lee, and Young Min Kim. Rl-gan-net: A reinforcement learning agent controlled gan network for real-time point cloud shape completion. In *Proceedings of the IEEE Conference on Computer Vision and Pattern Recognition*, pages 5898–5907, 2019. 2
- [26] Yuxing Tang, Josiah Wang, Boyang Gao, Emmanuel Delandrea, Robert Gaizauskas, and Liming Chen. Large scale semi-supervised object detection using visual and semantic knowledge transfer. In *Proceedings of the IEEE conference on computer vision and pattern recognition*, pages 2119–2128, 2016. 3
- [27] Lyne P Tchappmi, Vineet Kosaraju, Hamid Rezaatofghi, Ian Reid, and Silvio Savarese. Topnet: Structural point cloud decoder. In *Proceedings of the IEEE/CVF Conference on Computer Vision and Pattern Recognition*, pages 383–392, 2019. 2, 6, 7, 9
- [28] Xiaogang Wang, Marcelo H Ang Jr, and Gim Hee Lee. Cascaded refinement network for point cloud completion. In *Proceedings of the IEEE/CVF Conference on Computer Vision and Pattern Recognition*, pages 790–799, 2020. 2, 5, 6
- [29] Yida Wang, David Joseph Tan, Nassir Navab, and Federico Tombari. Softpoolnet: Shape descriptor for point cloud completion and classification. *arXiv preprint arXiv:2008.07358*, 2020. 2
- [30] Weihao Xia, Yulun Zhang, Yujiu Yang, Jing-Hao Xue, Bolei Zhou, and Ming-Hsuan Yang. Gan inversion: A survey. *arXiv preprint arXiv:2101.05278*, 2021. 3
- [31] Haozhe Xie, Hongxun Yao, Shangchen Zhou, Jiageng Mao, Shengping Zhang, and Wenxiu Sun. Grnet: Gridding residual network for dense point cloud completion. In *European Conference on Computer Vision*, pages 365–381. Springer, 2020. 2
- [32] Xiangli Yang, Zixing Song, Irwin King, and Zenglin Xu. A survey on deep semi-supervised learning. *arXiv preprint arXiv:2103.00550*, 2021. 3
- [33] Yaoqing Yang, Chen Feng, Yiru Shen, and Dong Tian. Foldingnet: Point cloud auto-encoder via deep grid deformation. In *Proceedings of the IEEE Conference on Computer Vision and Pattern Recognition*, pages 206–215, 2018. 1
- [34] Wentao Yuan, Tejas Khot, David Held, Christoph Mertz, and Martial Hebert. Pcn: Point completion network. In *2018 International Conference on 3D Vision (3DV)*, pages 728–737. IEEE, 2018. 1, 2, 6, 7, 9
- [35] Junzhe Zhang, Xinyi Chen, Zhongang Cai, Liang Pan, Haiyu Zhao, Shuai Yi, Chai Kiat Yeo, Bo Dai, and Chen Change Loy. Unsupervised 3d shape completion through gan inversion. In *Proceedings of the IEEE/CVF Conference on Computer Vision and Pattern Recognition*, pages 1768–1777, 2021. 3, 5

- [36] Wenxiao Zhang, Qingan Yan, and Chunxia Xiao. Detail preserved point cloud completion via separated feature aggregation. *arXiv preprint arXiv:2007.02374*, 2020. 2
- [37] Na Zhao, Tat-Seng Chua, and Gim Hee Lee. Sess: Self-ensembling semi-supervised 3d object detection. In *Proceedings of the IEEE/CVF Conference on Computer Vision and Pattern Recognition*, pages 11079–11087, 2020. 3
- [38] Zhongkai Zhou, Xinnan Fan, Pengfei Shi, and Yuanxue Xin. R-msfm: Recurrent multi-scale feature modulation for monocular depth estimating. In *Proceedings of the IEEE/CVF International Conference on Computer Vision*, pages 12777–12786, 2021. 3
- [39] Xiaojin Jerry Zhu. Semi-supervised learning literature survey. 2005. 3
- [40] Xinge Zhu, Yuexin Ma, Tai Wang, Yan Xu, Jianping Shi, and Dahua Lin. Ssn: signature networks for multi-class object detection from point clouds. In *European Conference on Computer Vision*, pages 581–597. Springer, 2020. 1

## A. Per-category comparison

Table 9 and Table 10, we show the per-category evaluation results on MVP dataset and CRN dataset and compare our method with existing methods. It can be found that our method win on most categories and we achieve the best performance on the mean CD and mean F1-score metrics. This again demonstrates that our method is superior to all baselines, benefited from the semantic prior distillation and self-supervised completion.

## B. More qualitative comparison

To provide the readers a wider view to better understand our method. We show more visualization results in Fig. 7 and Fig. 10 for the MVP dataset and CRN dataset respectively. These results can demonstrate the good performance of our method on both homologous and heterologous experimental settings. We hope these visualizations can provide cues to benefit our readers’ feature research to further make contribution to the field of semi-supervised point cloud completion.

	TopNet		PCN		VRCNet		RaPD*		RaPD	
	CD	F1-score	CD	F1-score	CD	F1-score	CD	F1-score	CD	F1-score
airplane	6.41	0.508	4.97	0.614	4.63	0.649	4.33	0.675	<b>3.70</b>	<b>0.687</b>
cabinet	14.12	0.126	12.45	0.418	15.63	0.155	<b>10.44</b>	0.187	10.91	<b>0.199</b>
car	9.51	0.164	8.53	0.182	9.16	0.216	<b>7.07</b>	0.233	7.44	<b>0.237</b>
chair	17.96	0.145	15.99	0.157	18.82	0.204	14.28	0.184	<b>13.25</b>	<b>0.208</b>
lamp	27.01	0.180	22.89	0.217	20.55	<b>0.345</b>	19.94	0.258	<b>15.72</b>	0.285
sofa	16.16	0.119	13.14	0.134	15.54	0.171	11.38	0.170	<b>11.12</b>	<b>0.199</b>
table	16.63	0.221	15.59	0.228	16.94	<b>0.327</b>	14.16	0.260	<b>13.80</b>	0.279
watercraft	11.24	0.270	11.02	0.230	10.60	<b>0.37</b>	9.70	0.328	<b>8.65</b>	0.349
bed	27.37	0.099	24.30	0.109	24.72	<b>0.186</b>	22.02	0.138	<b>19.53</b>	0.168
bench	13.28	0.295	11.67	0.319	12.80	0.382	10.10	0.385	<b>9.20</b>	<b>0.392</b>
bookshelf	17.59	0.132	15.61	0.149	18.83	<b>0.197</b>	15.74	0.173	<b>14.5</b>	0.180
bus	11.28	0.227	9.31	0.280	8.93	0.307	6.72	<b>0.394</b>	<b>6.45</b>	0.387
guitar	4.38	0.519	2.68	0.650	4.69	0.532	<b>2.08</b>	<b>0.754</b>	2.27	0.719
motorbike	8.94	0.248	8.12	0.255	8.13	<b>0.313</b>	6.87	0.306	<b>6.75</b>	0.291
pistol	13.34	0.345	7.81	0.424	8.06	0.431	6.69	0.450	<b>6.45</b>	<b>0.456</b>
skateboard	6.52	0.472	8.05	0.543	5.74	0.560	4.80	<b>0.606</b>	<b>3.78</b>	0.590
mean	14.37	0.236	12.54	0.271	13.36	0.319	10.90	0.315	<b>10.07</b>	<b>0.328</b>

Table 9. Per-category results on MVP dataset. The model is trained using 5% paired point clouds of the MVP training set. CD loss is multiplied by  $10^4$ .

	TopNet		PCN		VRCNet		RaPD*		RaPD	
	CD	F1-score	CD	F1-score	CD	F1-score	CD	F1-score	CD	F1-score
airplane	10.97	0.421	10.41	0.469	9.42	0.470	5.97	0.611	<b>4.89</b>	<b>0.605</b>
cabinet	26.04	0.073	23.28	0.089	27.24	0.098	19.45	0.100	<b>18.86</b>	<b>0.119</b>
car	11.02	0.151	10.47	0.164	13.17	0.136	<b>8.98</b>	<b>0.193</b>	10.19	0.173
chair	21.32	0.127	18.92	0.143	20.11	0.147	17.03	0.158	<b>15.07</b>	<b>0.182</b>
lamp	37.69	0.131	28.86	0.145	25.64	<b>0.275</b>	24.02	0.197	<b>19.10</b>	0.236
sofa	25.94	0.096	20.64	0.103	22.40	0.092	21.82	0.111	<b>17.63</b>	<b>0.127</b>
table	25.49	0.148	19.58	0.207	18.60	0.172	17.90	0.202	<b>16.00</b>	<b>0.224</b>
watercraft	16.94	0.210	13.72	0.230	11.65	<b>0.307</b>	12.77	0.262	<b>10.28</b>	0.285
mean	22.05	0.171	18.34	0.195	18.56	0.215	15.98	0.229	<b>13.96</b>	<b>0.244</b>

Table 10. Per-category results on CRN dataset. The training stage 1 is trained using 5% paired point clouds of the MVP training set. The training stage 2 is trained using 5% paired point clouds of the CRN training set. CD loss is multiplied by  $10^4$ .






Figure 7. More qualitative comparison on MVP dataset.




Figure 8. More qualitative comparison on CRN dataset.