

Decentralized Control of Distributed Cloud Networks with Generalized Network Flows

Yang Cai, *Student Member, IEEE*, Jaime Llorca, *Member, IEEE*,

Antonia M. Tulino, *Fellow, IEEE*, and Andreas F. Molisch, *Fellow, IEEE*

Abstract

Emerging distributed cloud architectures, e.g., fog and mobile edge computing, are playing an increasingly important role in the efficient delivery of real-time stream-processing applications such as augmented reality, multiplayer gaming, and industrial automation. While such applications require processed streams to be shared and simultaneously consumed by multiple users/devices, existing technologies lack efficient mechanisms to deal with their inherent multicast nature, leading to unnecessary traffic redundancy and network congestion. In this paper, we establish a unified framework for distributed cloud network control with generalized (mixed-cast) traffic flows that allows optimizing the distributed execution of the required packet processing, forwarding, and replication operations. We first characterize the *enlarged* multicast network stability region under the new control framework (with respect to

Part of this work was presented at the 2021 IEEE ICC [1]. A condensed version of this paper will be submitted to the IEEE Transactions on Communications [2].

Y. Cai and A. F. Molisch are with the Department of Electrical Engineering, University of Southern California, Los Angeles, CA 90089, USA (e-mail: yangcai@usc.edu; molisch@usc.edu).

J. Llorca is with New York University, NY 10012, USA (e-mail: jllorca@nyu.edu).

A. M. Tulino is with New York University, NY 10012, USA, and also with the Università degli Studi di Napoli Federico II, Naples 80138, Italy (e-mail: atulino@nyu.edu; antoniamaria.tulino@unina.it).

© © 2022 IEEE. Personal use of this material is permitted. Permission from IEEE must be obtained for all other uses, in any current or future media, including reprinting/republishing this material for advertising or promotional purposes, creating new collective works, for resale or redistribution to servers or lists, or reuse of any copyrighted component of this work in other works.

its unicast counterpart). We then design a novel queuing system that allows scheduling data packets according to their current destination sets, and leverage Lyapunov drift-plus-penalty theory to develop the *first fully decentralized, throughput- and cost-optimal algorithm for multicast cloud network flow control*. Numerical experiments validate analytical results and demonstrate the performance gain of the proposed design over existing cloud network control techniques.

Index Terms

Distributed computing, data flow computing, flow control, distributed control, cost optimal control.

I. INTRODUCTION

Applications receiving the most recent attention, such as system automation (e.g., smart homes/factories/cities, self-driving cars) and metaverse experiences (e.g., multiplayer gaming, immersive video, virtual/augmented reality) are characterized by intensive resource consumption and real-time interactive requirements, where multiple users/devices simultaneously consume information that results from the real-time processing of a variety of live multimedia streams [3]. We refer to this general class of real-time resource-intensive services as augmented information (AgI) services.

The high computation and low latency requirements of AgI services are fueling the evolution of network architectures toward widespread deployments of increasingly distributed computation resources, leading to what is referred to as *distributed cloud/computing networks*, including fog and mobile edge computing (MEC) [4]. In contrast to traditional architectures, where there is a clear separation between data processing at centralized data centers and data transmission between remote data centers and end users, distributed cloud networks are evolving toward tightly integrated compute-communication systems, where the ubiquitous availability of computation resources enables reduced access delays and energy consumption, thus providing better support for next-generation delay-sensitive, compute-intensive AgI services.

In addition, the increasing amount of real-time multi-user interactions present in AgI services, where media streams can be shared and simultaneously consumed by a large number of users/devices, is creating the need to support a pressing growth of multicast traffic. While, in general, one can describe four types of network flows, i.e., unicast (packets intended for a unique destination), multicast (packets intended for multiple destinations), broadcast (packets intended for all destinations), and anycast (packets intended for any node in a given group), we focus our attention on multicast flows as the most general class, given that the other three types either become special cases of or can be transformed into multicast flows.

To maximize the benefit of distributed cloud networks for the delivery next-generation multicast AgI services, two fundamental flow control problems need to be addressed:

- ***packet processing:*** *where to execute the required service functions in order to process associated data packets, and how much computation resource to allocate*
- ***packet forwarding and replication:*** *how to route data packets through the required sequence of service functions, where to replicate data packets in order to satisfy the demand from multiple destinations, and how much network resource to allocate*

In addition, the above processing, routing (including forwarding and replication), and resource allocation problems must be addressed in an online manner, in response to unknown time-varying network conditions and service demands.

A. Related Works

With the advent of software defined networking (SDN) and network function virtualization (NFV), network services can be deployed as a sequence of software functions or service function chains (SFCs) that can be flexibly interconnected and elastically executed at distributed cloud locations [4]. A number of studies have investigated the problem of joint SFC placement and routing with the objective of either maximizing accepted service requests [5], [6], or minimizing overall resource cost [7], [8]. Nonetheless, these solutions exhibit two main limitations: first,

the problem is formulated as a *static* optimization problem without considering the dynamic nature of service requests, a critical aspect in next-generation AgI services; second, due to the combinatorial nature of the problem, the corresponding formulations typically take the form of (NP-hard) mixed integer linear programs, and either heuristic solutions or loose approximation algorithms are developed, compromising the quality of the resulting solution.

More recently, another line of work has addressed the SFC optimization problem in *dynamic* scenarios, where one needs to make joint packet processing and routing decisions in an online manner [9], [10], [11]. The works in [9], [10] employ a generalized cloud network flow model that allows joint control of processing and transmission flows. The work in [11] shows that the cloud network flow control problem (involving processing and transmission decisions) can be reduced to a packet routing problem on a *cloud layered graph* that includes extra edges to characterize the computation operations (i.e., data streams pushed through these edges are interpreted as being processed by a service function). By this transformation, control policies designed for packet routing can be extended to address cloud network control problems.

Dynamic unicast routing is a long-explored problem, with a number of existing algorithms known to maximize network throughput with bounded average delay. In particular, the back-pressure (BP) algorithm [12] is a well-known approach for throughput-optimal routing that leverages Lyapunov drift control theory to steer data packets based on the *pressure* difference (differential queue backlog) between neighbor nodes. In addition, the Lyapunov drift-plus-penalty (LDP) control approach [13] extends the BP algorithm to also minimize network operational cost (e.g., energy expenditure), while preserving throughput-optimality. However, both BP and LDP approaches can suffer from poor average delay performance, especially in low congestion scenarios, where packets can follow unnecessarily long, and sometimes even cyclic, paths for delivery [14]. To address this problem, [15] combines BP and hop-distance based shortest-path routing, which can effectively reduce the average delay.

Going beyond unicast traffic and addressing the design of optimal routing policies for mul-

unicast traffic is a much more challenging problem, as the need for packet replications violates the flow conservation law [11]. Despite the large body of existing works on this topic [16], *throughput-optimal least-cost multicast packet routing* remains an open problem. Even under *static* arrivals, the Steiner tree problem, which aims to find the multicast tree (a tree that covers all destinations) with minimum weight, is known to be NP-hard [17]. Many heuristic approaches have been developed to address this problem, such as the Extended Dijkstra’s Shortest Path Algorithm (EDSPA) [18], which delivers multicast packets along a tree formed by the union of the shortest paths from the source to all destinations. However, in addition to their heuristic nature, packets are delivered along fixed paths under these policies, lacking dynamic exploration of route and processing diversity. Considering *dynamic* arrivals becomes a further obstacle that requires additional attention. A centralized dynamic packet routing and scheduling algorithm, UMW, was proposed in [19], shown to achieve optimal throughput with mixed-cast network flows. Nonetheless, this design exhibits two limitations: (i) it makes centralized decisions based on global queuing information, incurring additional communication overhead, (ii) it leaves out operational cost minimization, which is an important aspect in modern elastic network environments.

B. Our Contributions

The goal of this work is to develop *decentralized* control policies for distributed cloud network flow problems dealing with mixed-cast AgI services. We establish a new multicast control framework driven by a key *in-network packet replication* operation that guides the creation of copies of data packets as they travel toward their corresponding destinations. Compared to the state-of-the-art unicast approach [9] that “creates one copy for each destination of a multicast packet upon arrival, and treats them as individual unicast packets”, the proposed policy employs a *joint forwarding and replication* strategy that (i) eliminates redundant transmissions along network links common to multiple copies’ routes, and (ii) reduces computation operations by

driving computation before replication when beneficial. Efficient in-network packet replication is hence critical to improve the throughput and operational cost of multicast cloud network control policies.

Two main limitations prohibit the use of existing queuing systems (e.g., [13], [9]) for the design of control policies involving in-network packet replication: (i) they lack an effective mechanism to handle packets with identical content, but different destinations, (ii) they cannot capture in-network packet replication, known to violate the flow conservation law [11].

To overcome these limitations, we propose a novel multicast queuing system that allows formalizing the *packet replication operation* that defines “where to create copies” and “how to assign destinations to resulting copies”, as a network control primitive. Under the proposed queuing system, each packet is labeled and queued according to its *replication status*, which keeps track of its current destination set. The packet replication operation is then specified by the partition of the destination set of a given packet into the destination sets of each resulting copy. We finally devise a fully decentralized packet processing, forwarding, and replication policy that attains optimal throughput and cost performance (see Theorem 2 for details), as well as a variant achieving sub-optimal performance with polynomial complexity.

Our contributions can be summarized as follows:

- 1) We establish a novel queuing system to accommodate packets according to their replication status that allows supporting packet processing, routing, and replication operations as necessary cloud network control primitives for the delivery of mixed-cast AgI services.
- 2) We characterize the *enlarged* multicast network stability region obtained by including packet replication as an additional control primitive, and quantify the resulting gain with respect to (w.r.t.) its unicast counterpart.
- 3) We devise GDCNC, the first fully decentralized, throughput- and cost-optimal algorithm for distributed cloud network control with mixed-cast network flows.
- 4) We design GDCNC-R, a computational-efficient policy achieving sub-optimal performance

with polynomial complexity by focusing on a subset of effective replication operations.

- 5) We conduct extensive numerical experiments that support analytical results and demonstrate the performance benefits of the proposed design for the delivery of mixed-cast AgI services.

Organization: In Section II, we introduce the model for the “multicast packet routing” problem. In Section III, we define the policy space and present a characterization for the multicast network stability region. Section IV describes the multicast queuing system and defines the problem formulation. In Section V, we devise the GDCNC control policy and analyze its performance, which further motivates the design of GDCNC-R in Section VI. Extensions to the proposed design are discussed in Section VII. Section VIII presents the numerical results, and conclusions are drawn in Section IX.

Notation: Let $\{0, 1\}^D$ denote the set of all D -dimensional binary vectors. We use $\mathbf{0}$ to denote the zero vector, $\mathbf{1}$ the all-ones vector, and b_k the vector with only the k th entry equal to 1 (and 0’s elsewhere). Given a binary vector $q \in \{0, 1\}^D$, $\bar{q} = \mathbf{1} - q$ denotes its complement and $2^q \triangleq \{s : s_k = q_k u_k, u \in \{0, 1\}^D\}$ its power set. The inner product of vector x and y is denoted by $\langle x, y \rangle$. $\mathbb{E}\{z\}$ is the expectation of random variable z , and $\overline{\{z(t)\}} \triangleq \lim_{T \rightarrow \infty} (1/T) \sum_{t=0}^{T-1} z(t)$ the time average of random process $\{z(t) : t \geq 0\}$. $\mathbb{I}\{\mathcal{A}\}$ denotes the indicator function (equal to 1 if event \mathcal{A} is true, and 0 otherwise). $|\mathcal{A}|$ denotes the cardinality of set \mathcal{A} .

II. SYSTEM MODEL

A. Cloud Layered Graph

The ultimate goal of this work is to design decentralized control policies for distributed cloud networks equipped with computation resources (e.g., cloud servers, edge/fog computing nodes, etc.) able to host AgI service functions and execute corresponding computation tasks.

While in traditional packet routing problems, each node treats its neighbor nodes as outgoing interfaces over which packets can be scheduled for transmission, a key step to address the AgI service delivery problem, involving packet processing and routing decisions, is to treat co-located

computation resources (i.e., computing devices) as an additional interface over which packets can be scheduled for processing. As illustrated in [11], the AgI service control problem can be transformed into a packet routing problem on a *layered graph* where cross-layer edges represent computation resources.

Motivated by such a connection and for ease of exposition, in this paper, without loss of generality, we illustrate the developed approach focusing on the *single-commodity, least-cost multicast packet routing* problem. We remark that (i) the optimal decentralized multicast control problem is still open even in traditional communication networks, and (ii) the extension to distributed cloud network control is presented in Section VII-A.

B. Network Model

The considered packet routing network is modeled by a directed graph $\mathcal{G} = (\mathcal{V}, \mathcal{E})$, and each edge $(i, j) \in \mathcal{E}$ represents a network link supporting data transmission from node i to j , where δ_i^- and δ_i^+ denote the incoming and outgoing neighbor sets of node i , respectively.

Time is slotted. For each link $(i, j) \in \mathcal{E}$, we define: (i) *transmission capacity* C_{ij} , i.e., the maximum number of data units (e.g., packets) that can be transmitted in one time slot, and (ii) *unit transmission cost* e_{ij} , i.e., the cost to transmit one unit of data in one time slot.

We emphasize that in the layered graph, cross-layer edges represent data processing, i.e., data streams pushed through these edges are interpreted as being processed by corresponding service functions, and the capacity and cost of these edges represent the *processing capacity* and *unit processing cost* of the associated computation resources (e.g., cloud/edge servers).

C. Arrival Model

We focus on a multicast application (the extension to multiple applications is straightforward and derived in Appendix F) where each incoming packet is associated with a destination set $\mathcal{D} = \{d_1, \dots, d_D\} \subset \mathcal{V}$, with d_k denoting the k -th destination, and $D = |\mathcal{D}|$ the destination

set size. At least one copy of the incoming packet must be delivered to every destination in \mathcal{D} . Importantly, we assume that delivering multiple copies of the same packet (containing the same content) to a given destination does not increase network throughput.

Multicast packets originate at the application source nodes $\mathcal{S} \subset \mathcal{V} \setminus \mathcal{D}$. We denote by $a_i(t)$ the number of exogenous packets arriving at node i at time slot t , with $a_i(t) = 0$ for $i \notin \mathcal{S}$. We assume that the arrival process is i.i.d. over time, with mean arrival rate $\lambda_i \triangleq \mathbb{E}\{a_i(t)\}$ and bounded maximum arrival; the corresponding vectors are denoted by $\mathbf{a}(t) = \{a_i(t) : i \in \mathcal{V}\}$ and $\boldsymbol{\lambda} = \mathbb{E}\{\mathbf{a}(t)\}$.

Remark 1: By properly defining the destination set \mathcal{D} , the above model can capture all four network flow types: (i) unicast and broadcast flows are two special cases of a multicast flow, defined by setting $\mathcal{D} = \{d\}$ and $\mathcal{D} = \mathcal{V}$, respectively; (ii) an anycast flow can be transformed into a unicast flow by creating a *super destination node* connected to all the candidate destinations [19]. Therefore, it suffices to focus on the multicast flow to derive a general solution for the mixed-cast flow control problem.

D. In-network Packet Replication

We now formalize the most important operation for multicast packet routing, namely *in-network packet replication*.

1) Replication Status: We assume that each packet is associated with a label that indicates its *current* destination set, i.e., the set of destinations to which a copy of the packet must still be delivered, formally defined as follows.

Definition 1: For a given packet, the *replication status* $q = [q_1, \dots, q_D]$ is a D -dimensional binary vector where the k -th entry ($k = 1, \dots, D$) is set to $q_k = 1$ if destination $d_k \in \mathcal{D}$ belongs to its current destination set, and set to $q_k = 0$ otherwise.

Three important cases follow: (i) $q = \mathbf{1}$, which maps to the entire destination set \mathcal{D} , is assigned to each newly arriving packet prior to any replication operation; (ii) $q = b_k$ describes a packet

with one destination d_k , which behaves like a unicast packet; (iii) $q = 0$ describes a packet without any destination, which is removed from the system immediately.

2) *Packet Replication and Coverage Constraint*: A replication operation creates copies of a packet and assigns a new destination set, which must be a subset of the original packet's destination set, to each resulting copy. Let $q \in \{0, 1\}^D$ denote the replication status of the original packet; then, the set of all possible replication status of the copies is given by its power set 2^q . To ensure the delivery of a packet to all of its destinations, we impose the **Coverage** constraint on the replication operation: each destination node of the original packet must be present in the destination set of *at least* one of the resulting copies.

3) *Conditions on Replication Operation*: In addition to the **Coverage** constraint, we require the replication operation to satisfy the following **Conditions**:

- a) *Joint forwarding and replication*: Replication is performed only on packets to be transmitted.
- b) *Efficient replication*: The destination sets of the created copies do not overlap.
- c) *Duplication*: Only two copies are created by one replication operation.
- d) *Non-consolidation*: Co-located packets of identical content are *not* combined.

It can be shown that these **Conditions** do not reduce the achievable throughput nor increase the minimum attainable cost. **Condition a)** avoids replicating packets that are not scheduled for transmission, which only increases network congestion and should be avoided. **Condition b)** is motivated by the fact that “receiving multiple packets of identical content at the same destination does not increase network throughput”, and thus replication should be performed in an efficient manner, i.e., NOT producing copies with overlapping destinations, to alleviate network traffic and associated resource consumption. **Conditions c)** and **d)** are justified in Appendix A.

Combining the **Coverage** constraint and the above **Conditions** leads to the following important property: each destination node of a packet undergoing duplication (we use “duplication” instead of “replication” in the rest of the paper, e.g., duplication status) must be present in the destination set of exactly one of the two resulting copies. Formally, let q, s, r denote the duplication status of

the original packet and of the two copies that result from the duplication operation, respectively; then, $q = s + r$.

As illustrated in Fig. 1, the duplication operation process works as follows. Let q denote the duplication status of a packet selected for operation. Upon duplication, one copy is transmitted to the corresponding neighbor node (referred to as the *transmitted* copy, of status s), and the other copy stays at the node waiting for future operation (referred to as the *reloaded* copy, of status $r = q - s$). We refer to the pair (q, s) as the *duplication choice* and denote by $\Omega = \{(q, s) : q \in \{0, 1\}^D, s \in 2^q\}$ the set of all duplication choices.

Remark 2: We note that the duplication choice (q, q) describes the special case that a packet is transmitted *without duplication*. In particular, note that for a status b_k packet, i.e., a (unicast) packet with one destination, (b_k, b_k) is the *only* duplication choice.

Remark 3: Duplication (q, b_k) automatically takes place when a status q packet with d_k in its current destination set (i.e., $q_k = 1$) arrives at destination d_k , in which case: the status b_k copy departs the network immediately, and the status $q - b_k$ copy stays at node d_k .

III. POLICY SPACES AND NETWORK STABILITY REGION

In this section, we introduce the policy space for multicast packet delivery, based on which we characterize the multicast network stability region.

A. Policy Space

1) Decision Variables: We consider a general policy space for multicast packet delivery, encompassing joint packet forwarding and duplication operations, whose associated forwarding and duplication scheduling variables are described by

$$\boldsymbol{\mu}(t) = \{\mu_{ij}^{(q,s)}(t) : (q, s) \in \Omega, (i, j) \in \mathcal{E}\} \quad (1)$$

where $\mu_{ij}^{(q,s)}(t)$ denotes the amount of status q packets selected for (forwarding and duplication) operation, with duplication choice (q, s) and forwarding choice (i, j) , at time t . That is, $\mu_{ij}^{(q,s)}(t)$

status q packets are duplicated, resulting in $\mu_{ij}^{(q,s)}(t)$ status s packets transmitted over link (i, j) , and $\mu_{ij}^{(q,s)}(t)$ status $q - s$ packets reloaded to node i , as illustrated in Fig. 1.

2) *Admissible Policies*: A control policy is *admissible* if the flow variables satisfy:

- a) non-negativity: $\boldsymbol{\mu}(t) \succeq 0$, i.e., $\mu_{ij}^{(q,s)}(t) \geq 0$ for $\forall (i, j) \in \mathcal{E}, (q, s) \in \Omega$.
- b) link capacity constraint: $\sum_{(q,s) \in \Omega} \mu_{ij}^{(q,s)}(t) \leq C_{ij}$ for $\forall (i, j) \in \mathcal{E}$.
- c) generalized flow conservation: for each intermediate node $i \in \mathcal{V} \setminus \mathcal{D}$ and $q \in \{0, 1\}^D$,

$$\sum_{s \in 2^{\bar{q}}} \sum_{j \in \delta_i^-} \overline{\{\mu_{ji}^{(q+s,q)}(t)\}} + \sum_{s \in 2^{\bar{q}}} \sum_{j \in \delta_i^+} \overline{\{\mu_{ij}^{(q+s,s)}(t)\}} + \lambda_i^{(q)} = \sum_{s \in 2^q} \sum_{j \in \delta_i^+} \overline{\{\mu_{ij}^{(q,s)}(t)\}} \quad (2)$$

where $\lambda_i^{(q)}$ is the mean rate of exogenously arriving packets $a_i^{(q)}(t) = a_i(t) \mathbb{I}\{q = \mathbf{1}\}$.

- d) boundary conditions: $\mu_{d_k j}^{(q,s)}(t) = 0$ for $\forall d_k \in \mathcal{D}, j \in \delta_{d_k}^+, q$ with $q_k = 1, k \in \{1, \dots, D\}$.

The generalized flow conservation c) can be described as follows. (i) In contrast to the *instantaneous* constraints, a), b), and d), which must hold at each time slot, c) imposes an equality constraint on the *average flow rates* of incoming/outgoing status q packets to/from node i . (ii) As illustrated in Fig. 1, for each node i and status q queue: the incoming flow of status q packets has three components: packets received from each neighbor node $j \in \delta_i^-$ after undergoing duplication $(q + s, q)$ (which creates transmitted copies of status q), i.e., $\mu_{ji}^{(q+s,q)}(t)$; packets that stay at node i after undergoing local duplication $(q + s, s)$ (which creates reloaded copies of status $q = (q + s) - s$), i.e., $\mu_{ij}^{(q+s,s)}(t)$; and exogenously arriving status q packets, i.e., $a_i^{(q)}(t)$. The outgoing flow includes all status q packets selected for operation with duplication choice (q, s) , i.e., $\mu_{ij}^{(q,s)}(t)$.

3) *Cost Performance*: The instantaneous overall resource operational cost of an admissible policy is given by

$$h(t) = h(\boldsymbol{\mu}(t)) = \sum_{(i,j) \in \mathcal{E}} e_{ij} \sum_{(q,s) \in \Omega} \mu_{ij}^{(q,s)}(t) = \langle \mathbf{e}, \boldsymbol{\mu}(t) \rangle. \quad (3)$$

We employ the *expected time average cost* $\overline{\{\mathbb{E}\{h(t)\}\}}$ to characterize the cost performance and denote by $h^*(\boldsymbol{\lambda})$ the minimum attainable cost under the arrival vector $\boldsymbol{\lambda}$.

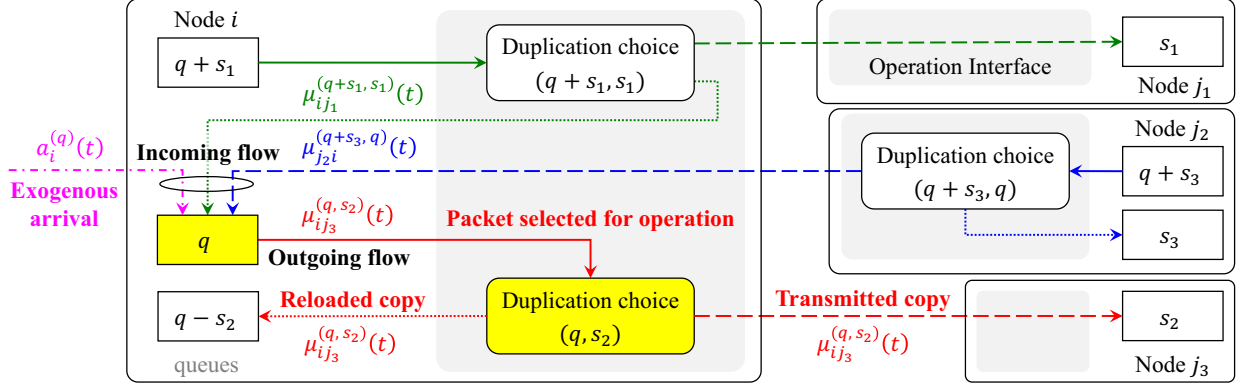


Fig. 1. Illustration of joint packet forwarding and duplication operations (solid, dashed, and dotted lines represent packets selected for operation, transmitted copies, and reloaded copies, respectively) and incoming/outgoing flow variables associated with the status q queue of node i (while only explicitly indicated for the red flow, note that all arrows with the same color are associated with the same flow variable).

B. Multicast Network Stability Region

In this section, we characterize the **multicast network stability region** Λ to measure the throughput performance of the system, defined as the set of arrival vectors $\lambda = \{\lambda_i : i \in \mathcal{V}\}$ under which there exists an admissible policy satisfying the constraints in Section III-A2.

Theorem 1: An arrival vector λ is interior to the stability region Λ if and only if there exist flow variables $\mathbf{f} = \{f_{ij}^{(q,s)} \geq 0\}$ and probability values $\beta = \{\beta_{ij}^{(q,s)} \geq 0 : \sum_{(q,s) \in \Omega} \beta_{ij}^{(q,s)} \leq 1\}$ such that:

$$\sum_{s \in 2^{\bar{q}}} \sum_{j \in \delta_i^-} f_{ji}^{(q+s,q)} + \sum_{s \in 2^{\bar{q}}} \sum_{j \in \delta_i^+} f_{ij}^{(q+s,s)} + \lambda_i^{(q)} \leq \sum_{s \in 2^q} \sum_{j \in \delta_i^+} f_{ij}^{(q,s)}, \quad \forall i \in \mathcal{V}, q \in \{0, 1\}^D, \quad (4a)$$

$$f_{ij}^{(q,s)} \leq \beta_{ij}^{(q,s)} C_{ij}, \quad \forall (i, j) \in \mathcal{E}, (q, s) \in \Omega, \quad (4b)$$

$$f_{d_k j}^{(q,s)} = 0, \quad \forall d_k \in \mathcal{D}, j \in \delta_{d_k}^+, q : q_k = 1, k \in \{1, \dots, D\}. \quad (4c)$$

In addition, there exists a stationary randomized policy specified by probability values β (i.e., at each time slot t , each link (i, j) selects C_{ij} status q packets for forwarding and duplication operation with duplication choice (q, s) with probability $\beta_{ij}^{(q,s)}$) and attains optimal cost $h^*(\lambda)$.

Proof: See Appendix B. □

Next, we analyze the benefit of the multicast framework exploiting in-network packet duplication to *enlarge* network stability region, compared to its unicast counterpart Λ_0 .

Proposition 1: The multicast network stability region Λ satisfies $\Lambda_0 \subseteq \Lambda \subseteq D\Lambda_0$, in which $D\Lambda_0 \triangleq \{D\boldsymbol{\lambda} : \boldsymbol{\lambda} \in \Lambda_0\}$. Furthermore, for any arrival vector $\boldsymbol{\lambda} \in \Lambda_0$, the minimum attainable cost under the unicast framework, denoted by $h_0^*(\boldsymbol{\lambda})$, satisfies $h_0^*(\boldsymbol{\lambda}) \geq h^*(\boldsymbol{\lambda})$.

Proof: See Appendix B. □

We illustrate the above results as follows. Compared to the unicast approach, the multicast framework can increase the achievable throughput and reduce the resource cost, leveraging in-network packet duplication to eliminate redundant transmissions along network links common to multiple unicast routes. The gain factor of the achievable throughput is bounded by the number of destinations D .

IV. PROBLEM FORMULATION

A. Queuing System

Since forwarding and duplication decisions are driven by each packet's destination set, keeping track of data packets' destination sets is essential. A key step is to construct a queuing system with distinct queues for packets of different duplication status q . In particular, we denote by $Q_i^{(q)}(t)$ the backlog of the queue holding status q packets at node i at time t . Define $Q_i^{(0)}(t) = 0$ and $\mathbf{Q}(t) = \{Q_i^{(q)}(t) : i \in \mathcal{V}, q \in \{0, 1\}^D\}$.

Each time slot is divided into two phases. In the *transmitting* phase, each node makes and executes forwarding and duplication decisions based on the observed queuing states. In the *receiving* phase, the incoming packets, including those received from neighbor nodes, reloaded copies generated by duplication, as well as exogenously arriving packets, are loaded into the queuing system, and the queuing states are updated.

1) *Queuing Dynamics*: The queuing dynamics are derived for two classes of network nodes.

(i) For an *intermediate node* $i \in \mathcal{V} \setminus \mathcal{D}$, the queuing dynamics are given by

$$Q_i^{(q)}(t+1) \leq \max \left[0, Q_i^{(q)}(t) - \mu_{i \rightarrow}^{(q)}(t) \right] + \mu_{\rightarrow i}^{(q)}(t) + a_i^{(q)}(t), \quad \forall q \in \{0, 1\}^D \quad (5)$$

where $\mu_{i \rightarrow}^{(q)}(t)$ and $\mu_{\rightarrow i}^{(q)}(t)$ are the outgoing and (controllable) incoming network flows of status q packets from/to node i , given by (as illustrated in Fig. 1)

$$\mu_{i \rightarrow}^{(q)}(t) = \sum_{j \in \delta_i^+} \sum_{s \in 2^q} \mu_{ij}^{(q,s)}(t), \quad \mu_{\rightarrow i}^{(q)}(t) = \sum_{j \in \delta_i^-} \sum_{s \in 2^{\bar{q}}} \mu_{ji}^{(q+s,q)}(t) + \sum_{j \in \delta_i^+} \sum_{s \in 2^{\bar{q}}} \mu_{ij}^{(q+s,s)}(t). \quad (6)$$

(ii) For a *destination node* $i = d_k$ ($k = 1, \dots, D$), the queuing dynamics are given by

$$Q_i^{(q)}(t+1) \leq (I + \mu_{\rightarrow i}^{(q+b_k)}(t)) \mathbb{I}\{q_k = 0\}, \quad \forall q \in \{0, 1\}^D, \quad (7)$$

where I represents the right hand side of (5). To wit, at destination node d_k : (i) all status q queues with $q_k = 1$ are always empty, and (ii) all other queues have an additional incoming flow corresponding to the reloaded copies resulting from the automatic duplication of status $q + b_k$ packets arriving at the destination (see also Remark 3), i.e., $\mu_{\rightarrow i}^{(q+b_k)}(t)$.

Remark 4: Similar to many existing control policies, e.g., [9], [12], [13], [20], we note that flow variable $\mu(t)$ can lead to a total outgoing flow $\mu_{i \rightarrow}^{(q)}(t)$ exceeding the available packets in queue $Q_i^{(q)}(t)$, and we include the ramp function $\max[0, \cdot]$ in (5) to avoid negative queue length. Dummy packets are created when there are not sufficient packets in the queue to support the scheduling decision: an operation known not to affect the network stability region [13].

B. Problem Formulation

The goal is to develop an admissible control policy that stabilizes the queuing system, while minimizing overall operational cost. Formally, we aim to find a control policy with decisions

$\{\boldsymbol{\mu}(t) : \mu_{ij}^{(q,s)}(t) \geq 0, t \geq 0\}$ satisfying

$$\min_{\boldsymbol{\mu}(t)} \quad \overline{\{\mathbb{E}\{h(t)\}\}} \quad (8a)$$

$$\text{s. t.} \quad \overline{\{\mathbb{E}\{\|\mathbf{Q}(t)\|_1\}\}} < \infty, \text{ i.e., stabilizing } \mathbf{Q}(t) \text{ (5) -- (7),} \quad (8b)$$

$$\sum_{(q,s) \in \Omega} \mu_{ij}^{(q,s)}(t) \leq C_{ij}, \quad \forall (i, j). \quad (8c)$$

In addition, it is shown in Appendix E that the average delay is linear in the queue backlog $\overline{\{\mathbb{E}\{\|\mathbf{Q}(t)\|_1\}\}}$, and thus (8b) is equivalent to guaranteeing *finite average delay*.

V. GENERALIZED DISTRIBUTED CLOUD NETWORK CONTROL ALGORITHM

In this section, we leverage the LDP theory [13] to address (8), which guides the design of the proposed GDCNC algorithm.

A. Lyapunov Drift-plus-Penalty

Define the Lyapunov function as $L(t) = \|\mathbf{Q}(t)\|_2^2/2$, and the Lyapunov drift $\Delta(\mathbf{Q}(t)) = L(t+1) - L(t)$. The LDP approach aims to minimize a linear combination of an upper bound of the Lyapunov drift (which is derived in Appendix C) and the objective function weighted by a tunable parameter V , i.e.,

$$\Delta(\mathbf{Q}(t)) + Vh(t) \leq |\mathcal{V}|B + \langle \mathbf{a}(t), \mathbf{Q}(t) \rangle - \langle \mathbf{w}(t), \boldsymbol{\mu}(t) \rangle \quad (9)$$

where B is a constant, and the *duplication utility weights* $\mathbf{w}(t) = \{w_{ij}^{(q,s)}(t) : (i, j) \in \mathcal{E}, (q, s) \in \Omega\}$ are given by

$$w_{ij}^{(q,s)}(t) = Q_i^{(q)}(t) - Q_i^{(q-s)}(t) - Q_j^{(s)}(t) - Ve_{ij}. \quad (10)$$

Equivalently, the proposed algorithm selects the flow variable $\boldsymbol{\mu}(t)$ to maximize $\langle \mathbf{w}(t), \boldsymbol{\mu}(t) \rangle$ at each time slot, which can be decomposed into separate problems for each link (i, j) :

$$\max_{\mu_{ij}^{(q,s)}(t) : (q,s) \in \Omega} \sum_{(q,s) \in \Omega} w_{ij}^{(q,s)}(t) \mu_{ij}^{(q,s)}(t), \quad \text{s. t.} \quad \sum_{(q,s) \in \Omega} \mu_{ij}^{(q,s)}(t) \leq C_{ij}, \quad \mu_{ij}^{(q,s)}(t) \geq 0. \quad (11)$$

The resulting *max-weight* solution is described in next section.

Algorithm 1 GDCNC

- 1: **for** $t \geq 0$ and $(i, j) \in \mathcal{E}$ **do**
 - 2: Calculate the duplication utility weight $w_{ij}^{(q,s)}(t)$ for all duplication choices $(q, s) \in \Omega$ by (10).
 - 3: Find the (q, s) pair with the largest weight $(q^*, s^*) = \arg \max_{(q,s) \in \Omega} w_{ij}^{(q,s)}(t)$.
 - 4: Assign transmission flow: $\mu_{ij}^{(q,s)}(t) = C_{ij} \mathbb{I}\{w_{ij}^{(q^*, s^*)}(t) > 0, (q, s) = (q^*, s^*)\}$.
 - 5: **end for**
-

B. Generalized Distributed Cloud Network Control

The developed algorithm, referred to as *generalized distributed cloud network control* (GDCNC), is described in Algorithm 1, and exhibits two salient features. (i) *Decentralized*: it requires local information (i.e., neighbor nodes' queuing states) exchange and decision making, which can be implemented in a fully distributed manner. (ii) *Sparse*: for each link (i, j) , it selects one duplication choice (q^*, s^*) at each time slot, which affects the states of status q^* and $q^* - s^*$ queues at node i , and status s^* queue at node j . Therefore, for each node i , the number of queues with changing states in one time slot is $2|\delta_i^+| + |\delta_i^-| \sim \mathcal{O}(|\delta_i|)$, where $|\delta_i|$ denotes the degree of node i .

Remark 5: Note that when dealing with a unicast flow, where all packets have the same single destination, the only valid duplication status is $q = 1$ and the only valid duplication choice is $(q, s) = (1, 1)$, in which case GDCNC reduces to DCNC [9].

C. Performance Analysis

In this section, we analyze the delay and cost performance of GDCNC, and its complexity from both communication and computation dimensions.

1) *Delay-Cost Tradeoff*: In the following theorem, we employ the minimum attainable cost $h^*(\lambda)$ as the benchmark to evaluate the performance of GDCNC.

Theorem 2: For any arrival vector λ interior to the multicast stability region Λ , the average queue backlog and the operational cost achieved by GDCNC satisfy

$$\overline{\{\mathbb{E}\{\|\mathbf{Q}(t)\|_1\}\}} \leq \frac{|\mathcal{V}|B}{\epsilon} + \left\lceil \frac{h^*(\lambda + \epsilon \mathbf{1}) - h^*(\lambda)}{\epsilon} \right\rceil V, \quad \overline{\{\mathbb{E}\{h(t)\}\}} \leq h^*(\lambda) + \frac{|\mathcal{V}|B}{V}, \quad (12)$$

for any $\epsilon > 0$ such that $\lambda + \epsilon \mathbf{1} \in \Lambda$.

Proof: See Appendix D. □

The above theorem is illustrated as follows. For any arrival vector interior to the stability region, GDCNC (using any fixed $V \geq 0$) can stabilize the queuing system, and thus is throughput-optimal. In addition, GDCNC achieves an $[\mathcal{O}(V), \mathcal{O}(1/V)]$ tradeoff between delay (which is linear in queue backlog) and cost: by pushing $V \rightarrow \infty$, the attained cost can be arbitrarily close to the minimum $h^*(\lambda)$, with a tradeoff in network delay.

2) *Complexity Issues:* Next, we analyze the complexity of GDCNC.

Communication Overhead: At each time slot, GDCNC requires local exchange of queue backlog information. In contrast to exchanging the states of all the queues (of size $|\{0, 1\}^D| \sim \mathcal{O}(2^D)$), we can leverage *sparsity* (see Section V-B) to reduce the communication overhead. To be specific, nodes only exchange information about the queues with changing states, reducing the overhead to $\mathcal{O}(|\delta_i|)$.

Computational Complexity: At each time slot, GDCNC calculates the utility weight of each duplication choice (q, s) , of computational complexity proportional to $|\Omega| \sim \mathcal{O}(3^D)$ (see Appendix G), i.e., exponential in the destination set size. This is due to the combinatorial nature of the multicast routing problem. Indeed, the state-of-the-art centralized solution to the multicast flow control problem [11] requires solving the NP-complete Steiner tree problem for route selection at each time slot.

VI. GDCNC-R WITH REDUCED COMPLEXITY

In this section, we develop GDCNC-R, a variant of GDCNC achieving sub-optimal performance with *Reduced* complexity.

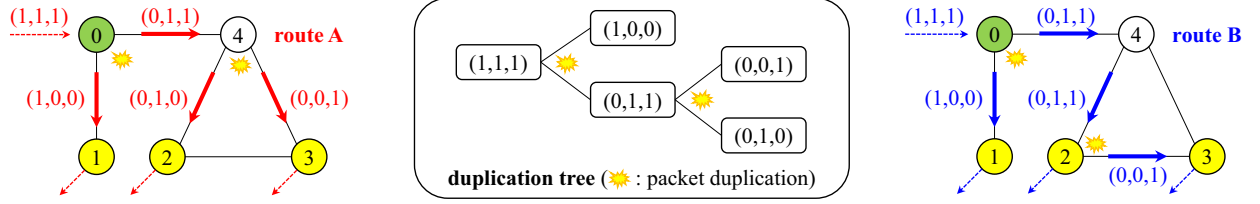


Fig. 2. Multiple transmission routes can be described by the same duplication tree. For example, the red and blue routes used to deliver the multicast packet with source node 0 and destination nodes $\{1, 2, 3\}$ are described by the same duplication tree.

A. Duplication Tree

In order to illustrate the complexity reduction of GDCNC-R, we first define the duplication tree, as a useful representation of the duplication operations performed on a given multicast packet.

Definition 2: A duplication tree \mathcal{T} is a binary tree with each node associated with a duplication status: the root node represents the status of the initial multicast packet, 1; the D leaf nodes represent the status of the copies delivered to each destination, b_k ($k \in \{1, \dots, D\}$); and each internal node q splits into two child nodes s and r , associated with duplication (q, s) and (q, r) , respectively.

As illustrated in Fig. 2, the duplication choices of a given multicast route are described by a duplication tree. Note however different routes can share the same duplication choices, hence the same duplication tree. GDCNC achieves optimal performance by evaluating all possible duplication choices at each node, which is equivalent to consider all routes in all duplication trees. This is also the reason for its high computational complexity.

B. Proposed Approach

In contrast, the developed GDCNC-R algorithm narrows the focus on the multicast routes included in a subset of *effective* duplication trees and associated duplication choices. The goal

in selecting effective duplication trees is to minimize the resulting (*throughput and cost*) *performance loss*, and the proposed approach is referred to as *destination clustering*.

Importantly, the main benefit of the multicast framework is to save redundant operations by exploiting in-network packet duplication. To maximize this gain, a duplication shall be performed only on packets with “distant” destinations in their current destination set (under distance metrics listed in the following).

To this end, we propose to construct the duplication tree as follows: Starting from the root node representing the entire destination set \mathcal{D} , the two child nodes of each node are given by dividing the associated destination set into two disjoint clusters according to the given distance metric. While there are many existing clustering methods, we use the widely adopted *k-means clustering* [21].

Some effective choices for the inter-node distance are listed as follows. To optimize the throughput performance, we can use the *reciprocal transmission capacity* as the inter-node distance; while *unit transmission cost* is a proper metric to deal with the cost performance. In the wireless scenario, a straightforward metric is *geographic distance*, whose effectiveness is validated by numerical experiments (see Fig. 3a and 3b).

C. Complexity Analysis

As shown in Appendix G, each duplication tree includes $2D - 1$ nodes, with $D - 1$ internal nodes (including the root node) and D leaf nodes. There are 3 possible duplication choices associated with each internal node q (with child nodes s and r), i.e., (q, q) , (q, s) and (q, r) , while only one duplication choice (b_k, b_k) is associated with each leaf node b_k . Therefore, every duplication tree includes $4D - 3 \sim \mathcal{O}(D)$ possible duplication choices.

GDCNC-R uses K duplication trees, with K chosen to strike a good balance between performance optimality and computational complexity. Specifically, GDCNC-R has $\mathcal{O}(KD)$ complexity, i.e., polynomial in the number of duplication trees and destination set size.

VII. EXTENSIONS

In this section, we present extensions to the GDCNC algorithms, including: (i) a cloud network control policy for multicast AgI service delivery, (ii) a modified algorithm for MEC scenario (with wireless links), (iii) a variant of GDCNC with *Enhanced* delay performance, EGDCNC.

A. Multicast AgI Service Delivery

In line with [9], [11], the additional packet processing decisions involved in the distributed cloud network setting can be handled as follows.

1) *Cloud Network Model*: Consider a cloud network composed of compute-enabled nodes that can process data packets via corresponding service functions, with the available processing resources and associated costs defined as: (i) *processing capacity* C_i , i.e., the computation resource units (e.g., computing cycles per time slot) at node i , and (ii) *unit processing cost* e_i , i.e., the cost to run one unit of computation resource in one time slot at node i .

2) *AgI Service Model*: Consider an AgI service modeled as SFC, i.e., a chain of $M - 1$ functions, through which source packets must be processed to produce consumable results, resulting in the end-to-end data stream divided into M *stages*. Each processing step can take place at different network locations hosting the required service functions, and each function ($m \in \{1, \dots, M - 1\}$) in the service chain is described by two parameters: (i) *scaling factor* $\xi^{(m)}$, i.e., the number of output packets per input packet, and (ii) *workload* $r^{(m)}$, i.e., the amount of computation resource to process one input packet.

3) *Processing Decision*: We create different queues to hold packets of different processing stages and duplication status. Let $Q_i^{(m,q)}(t)$ denote the backlog of stage m status q queue packets, and $\mu_i^{(m,q,s)}(t)$ the scheduled *processing flow*, i.e., the amount of stage m status q packets selected for (processing and duplication) operation with duplication choice (q, s) at node i at time t .

Following the procedure in Section V-A on a properly constructed cloud layered graph (see Appendix F for the full derivation), the processing decisions for each node i at time t are given

by

- (i) Calculate the duplication utility weight $w_i^{(m,q,s)}(t)$ for each (m, q, s) tuple:

$$w_i^{(m,q,s)}(t) = \frac{Q_i^{(m,q)}(t) - \xi^{(m)} Q_i^{(m+1,s)}(t) - Q_i^{(m,q-s)}(t)}{r^{(m)}} - Ve_i. \quad (13)$$

- (ii) Find the (m, q, s) tuple with the largest weight: $(m^*, q^*, s^*) = \arg \max_{(m,q,s)} w_i^{(m,q,s)}(t)$.
 (iii) Assign processing flow: $\mu_i^{(m,q,s)}(t) = \frac{C_i}{r^{(m)}} \mathbb{I}\{w_i^{(m^*,q^*,s^*)}(t) > 0, (m, q, s) = (m^*, q^*, s^*)\}$.

B. MEC Scenario

In line with [20], the packet transmission decisions can be modified to handle wireless distributed cloud network settings, e.g., MEC [22], as follows.

1) *Wireless Transmission Model:* Consider a MEC network composed of two types of nodes, i.e., user equipments (UEs) and edge servers (ESs), collected in \mathcal{V}_{UE} and \mathcal{V}_{ES} , respectively. Each ES, equipped with massive antennas, is assigned a separate frequency band of width B_0 , and with the aid of beamforming techniques, it can transmit/receive data to/from multiple UEs simultaneously without interference (assuming that the UEs are spatially well separated) [23]; while each UE is assumed to associate with only one ES at each time slot. For each wireless link (i, j) , the transmission power $p_{ij}(t)$ is assumed to be constant during a time slot (with the maximum power budget of node i denoted by P_i), incurring cost $(\tilde{e}_i \tau) p_{ij}(t)$, with \tilde{e}_i denoting the unit energy cost at node i and τ the time slot length. Besides, we assume that the channel gain $g_{ij}(t)$ is i.i.d. over time and known by estimation, and the noise power is denoted by σ_{ij}^2 . The ESs are connected by wired links, as described in Section II-B.

2) *Wireless Transmission Decision:* In addition to flow assignment $\boldsymbol{\mu}(t) = \{\mu_{ij}^{(q,s)}(t) \geq 0 : (i, j), (q, s)\}$, the control policy makes decisions on power allocation, i.e., $\boldsymbol{p}(t) = \{p_{ij}(t) \geq 0 : (i, j)\}$, and link activation (or UE-ES association), i.e., $\boldsymbol{\chi}(t) = \{\chi_{ij}(t) \in \{0, 1\} : (i, j)\}$, where $\chi_{ij}(t)$ indicates if link (i, j) is activated ($\chi_{ij}(t) = 1$) or not ($\chi_{ij}(t) = 0$).

The LDP bound (9) remains valid, and the resulting problem (11) is modified as

$$\max \sum_{(i,j) \in \mathcal{E}} \chi_{ij}(t) \Psi_{ij}(t), \quad \Psi_{ij}(t) \triangleq \sum_{(q,s) \in \Omega} w_{ij}^{(q,s)}(t) \mu_{ij}^{(q,s)}(t) - V(\tilde{e}_i \tau) p_{ij}(t) \quad (14a)$$

$$\text{s. t. } \sum_{j \in \delta_i^+} \chi_{ij}(t) \leq 1 \text{ for } \forall i \in \mathcal{V}_{\text{UE}}; \quad \chi_{ij}(t) = 1 \text{ for } \forall i \in \mathcal{V}_{\text{ES}}, \quad (14b)$$

$$\sum_{(q,s) \in \Omega} \mu_{ij}^{(q,s)}(t) \leq \tau R_{ij}(t), \text{ with } R_{ij}(t) \triangleq B_0 \log_2 (1 + g_{ij}(t) p_{ij}(t) / \sigma_{ij}^2), \quad (14c)$$

$$\sum_{j \in \delta_i^+} \chi_{ij}(t) p_{ij}(t) \leq P_i, \quad \forall i \in \mathcal{V} \quad (14d)$$

where $w_{ij}^{(q,s)}(t) = Q_i^{(q)}(t) - Q_i^{(q-s)}(t) - Q_j^{(s)}(t)$. Following the procedure in [20] to solve (14), we can derive the wireless transmission decisions for each link (i, j) at time t as

$$\text{Power allocation: } p_{ij}^*(t) = \min [p_{ij}(t; 0), P_i], \quad i \in \mathcal{V}_{\text{UE}}; \quad p_{ij}^*(t) = p_{ij}(t; \nu^*), \quad i \in \mathcal{V}_{\text{ES}}, \quad (15a)$$

$$\text{Flow assignment: } \mu_{ij}^{*(q,s)}(t) = \tau R_{ij}(t) \mathbb{I}\{(q, s) = (q^*, s^*)\}, \quad (q^*, s^*) = \arg \max_{(q,s)} w_{ij}^{(q,s)}(t), \quad (15b)$$

$$\text{Link activation: } \chi_{ij}^*(t) = \mathbb{I}\{j = j^*, \Psi_{ij}^*(t) > 0\}, \quad i \in \mathcal{V}_{\text{UE}}; \quad \chi_{ij}^*(t) = 1, \quad i \in \mathcal{V}_{\text{ES}} \quad (15c)$$

where $p_{ij}(t; \nu) \triangleq \max [B_0 w_{ij}^{(q^*, s^*)}(t) / (\tilde{e}_i V + \nu) / \ln 2 - \sigma_{ij}^2 / g_{ij}(t), 0]$, $\nu^* = \max\{0, \nu_0\}$ with ν_0 satisfying $\sum_{j \in \delta_i^+} p_{ij}(t; \nu_0) = P_i$, and $j^* = \arg \max_j \Psi_{ij}^*(t)$.

C. EGDCNC with Enhanced Delay

In line with [15], [9], a *biased* queue that incorporates network topology information can be designed to enhance the delay performance of multicast flow control.

In the unicast setting, [15] defines the bias term for each node i , $H_U(i, d)$, as the *minimum hop-distance* between node i and destination d , and combines it with the physical queue as $\tilde{Q}_i(t) = Q_i(t) + \eta H_U(i, d)$. The bias term creates an intrinsic pressure difference that pushes packets along the shortest path to the destination. The parameter η can be found by grid search to optimize the combined effect of hop-distance and queue backlog on the total network delay.

TABLE I
NETWORK RESOURCES AND OPERATIONAL COSTS OF THE STUDIED SYSTEM

Processing		Transmission	
UE	$C_i = 1 \text{ GHz}, e_i = 2 / \text{GHz}$	UE-ES	$i \in \mathcal{V}_{\text{UE}}: P_i = 200 \text{ mW}, \tilde{e}_i = .01 / \text{J}; i \in \mathcal{V}_{\text{ES}}: P_i = 1 \text{ W}, \tilde{e}_i = .005 / \text{J}$
ES	$C_i = 5 \text{ GHz}, e_i = 1 / \text{GHz}$	ES-ES	$C_{ij} = 1 \text{ Gbps}, e_{ij} = 1 / \text{Gbps}$ for (i, j) if $\text{distance}(i, j) = 100 \text{ m}$

In the multicast setting, we propose to modify the biased queue as

$$\tilde{Q}_i^{(q)}(t) = \|q\|_1 Q_i^{(q)}(t) + \eta H_M(i, q), \text{ with } H_M(i, q) \triangleq \sum_{k=1}^D q_k H_U(i, d_k). \quad (16)$$

Differently from the unicast case, (i) the bias term $H_M(i, q)$ is now the *sum of minimum hop-distances* to all current destinations, and (ii) the backlog term $Q_i^{(q)}(t)$ is now weighted by $\|q\|_1$ in order to capture the impact on all involved copies, as shown in Appendix E.

EGDCNC works just like GDCNC, but using $\tilde{Q}(t)$ in place of $Q(t)$ to make forwarding and duplication decisions. Following the procedure in [15], we can show that EGDCNC (using any fixed $\eta \geq 0$) does not lose throughput and cost optimality as compared to GDCNC.

VIII. NUMERICAL RESULTS

A. Network Setup

We consider a MEC network within a square area of $200 \text{ m} \times 200 \text{ m}$, including 9 UEs and 4 ESs. In a Cartesian coordinate system with the origin located at the square center, the ESs are placed at $(\pm 50 \text{ m}, \pm 50 \text{ m})$. Each user is moving according to Gaussian random walk (reflected when hitting the boundary), and the displacement in each time slot distributes in $\mathcal{N}(\mathbf{0}, 10^{-4} \mathbf{I}) \text{ m}$. The length of each time slot is $\tau = 1 \text{ ms}$.

We employ the transmission model described in Section VII-B, where ESs are connected by wired links, while UEs and ESs communicate via wireless links with the following parameters: bandwidth $B_0 = 100 \text{ MHz}$, path-loss = $32.4 + 20 \log_{10}(f_c) + 31.9 \log_{10}(\text{distance}) \text{ dB}$ with $f_c = 30 \text{ GHz}$ (urban microcell [24]), communication range = 150 m , standard deviation of

shadow fading $\sigma_{\text{SF}} = 8.2$ dB, and $\sigma_{ij}^2 = N_0 B_0$ with noise spectral density $N_0 = -174$ dBm/Hz. The processing/transmission capacities and associated costs are shown in Table I.

Consider two AgI services composed of 2 functions with parameters given by (the subscript of each parameter denotes the associated service ϕ , and workload $r_\phi^{(m)}$ is in GHz/Mbps):

$$\xi_1^{(1)} = 1, r_1^{(1)} = \frac{1}{300}, \xi_1^{(2)} = 2, r_1^{(2)} = \frac{1}{400}; \quad \xi_2^{(1)} = \frac{1}{3}, r_2^{(1)} = \frac{1}{200}, \xi_2^{(2)} = \frac{1}{2}, r_2^{(2)} = \frac{1}{100}.$$

Each service has 1 source node and $D = 3$ destination nodes, which are randomly selected from the UEs, and the arrival process is modeled as i.i.d. Poisson with λ Mbps.

B. Uniform Resource Allocation

First, we compare the proposed GDCNC algorithms with two state-of-the-art cloud network control policies: UCNC (a throughput-optimal source routing algorithm) [11] and EDSPA (a widely used multicast routing technique) [18]. Since resource allocation exceeds the scope of the benchmark algorithms, the following policy is employed for all algorithms for fair comparisons: each node/link uses maximum processing/transmission capacity, and each ES allocates equal transmission power for each UE. In the GDCNC algorithms, we select $V = 0$ to optimize the delay performance; in GDCNC-R, we select $K = 1$ duplication tree by k -means clustering using geographic distance; in UCNC, route selection is based on delayed information resulting from hop-by-hop transmission of the queuing states from all nodes to the source.

Fig. 3a depicts the average delay attained by the algorithms under different arrival rates. First, we focus on the throughput performance. We observe an identical critical point (≈ 430 Mbps) for GDCNC, EGDCNC, and UCNC, at which point the average delay blows up, indicative of the stability region boundary, validating Proposition 2, i.e., the throughput-optimality of GDCNC/EGDCNC (because UCNC is throughput-optimal [11]). GDCNC-R/EGDCNC-R achieve sub-optimal throughput by only $\approx 2\%$, illustrating the marginal performance loss from precluded duplication trees. Finally, EDSPA only achieves a maximum rate ≈ 70 Mbps, which is far from the stability region boundary, due to the lack of route diversity.

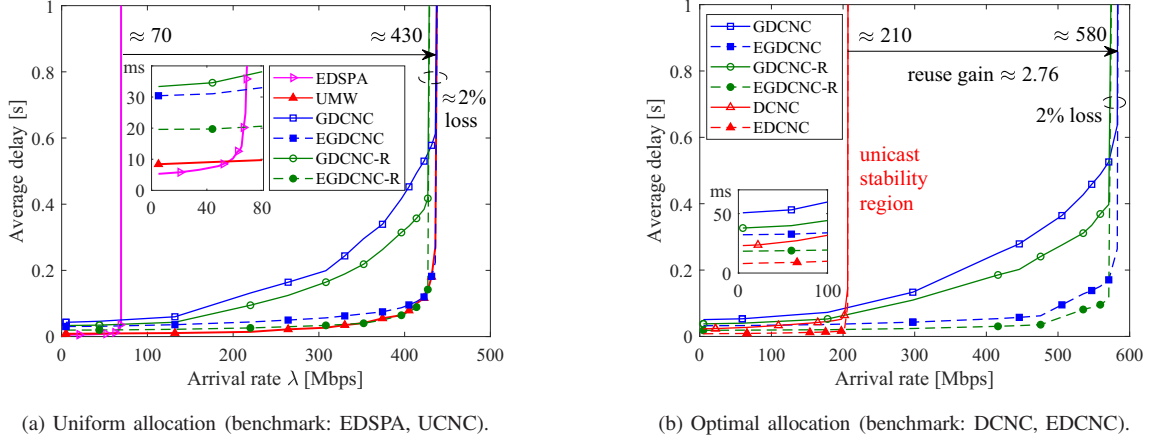


Fig. 3. Network stability regions attained by the benchmark and proposed algorithms.

When looking at the delay performance, we observe that the enhanced variants EGDCNC/EGDCNC-R effectively reduce the delay of the initial solutions GDCNC/GDCNC-R. While in low-congestion regimes, EDSPA (by delivering each packet along the shortest path) and UCNC (by selecting acyclic paths) can outperform EGDCNC/EGDCNC-R, the gap vanishes as the network congestion grows.

Finally, we study the complexity of the algorithms. We first sort the algorithms by *communication overhead*, i.e., required information for decision making. Noting that network topology changes much slower than queuing states, we have: EDSPA (requiring network topology) \ll GDCNC (requiring local queuing states) \approx EGDCNC (requiring local queuing states and network topology) \ll UCNC (requiring global queuing states). We then present the running time of the algorithms as a measure for *computational complexity*: EDSPA (1.3 s) $<$ GDCNC \approx EGDCNC (2.7 s) \ll UCNC (5.8 min), among which: EDSPA runs fastest because it uses fixed routes; GDCNC can operate efficiently to complete simple algebraic operations (10); and UCNC requires solving the NP-complete Steiner tree problem (in a 39-node layered graph) at each time slot, which incurs high computational complexity that can increase when applied to larger networks.

To sum up, in low-congestion regimes, EDSPA is a good choice considering its low complexity and superior delay performance; in high-congestion regimes, UCNC works better for small

networks that impose low overhead for information collecting and complexity for decision making; and EGDCNC is competitive in all regimes and especially suitable for large-scale distributed cloud networks.

C. Optimal Resource Allocation

Next, we demonstrate the cost performance of the GDCNC algorithms, employing DCNC [9] as the benchmark, which is throughput- and cost-optimal for unicast cloud network flow control.

1) *Network Stability Region*: Fig. 3b shows the network stability regions attained by the algorithms. We find that: the designed power allocation policy (15) boosts the stability region (≈ 580 Mbps), compared to *uniform* power allocation (≈ 430 Mbps, as shown in Fig. 3a). Another observation is: compared to DCNC (which attains the *unicast* stability region ≈ 210 Mbps), the multicast framework enlarges the stability region by a factor of 2.76, which is bounded by the destination set size $D = 3$, validating Proposition 1. Finally, the performance loss of GDCNC-R is marginal ($\approx 2\%$) compared to GDCNC, which, together with the results shown in Fig. 3a, validates its competitive throughput performance.

2) *Delay and Cost Performance*: Next, we present the tunable delay and cost performance of the algorithms, under $\lambda = 150$ Mbps and $\eta = 0$ (we fix η and focus on the effects of V).

As shown in Fig. 4a, the average delay attained by each algorithm increases linearly with V . Note however DCNC can achieve a better delay than GDCNC (and almost the same as GDCNC-R) for arrival rates within the unicast stability region (low congestion regime in the enlarged multicast stability region), because it can select separate paths for each copy to optimize the individual delays. This is expected, as the throughput-optimal design of GDCNC, which *jointly* selects the copies' paths to reduce network traffic and enlarge the stability region, can lead to higher delay in low-congestion regimes.

Fig. 4b shows the reduction in operational cost with growing V , validating Theorem 2. By pushing $V \rightarrow \infty$, the curves converge to the corresponding optimal costs, given by: DCNC (7.7)

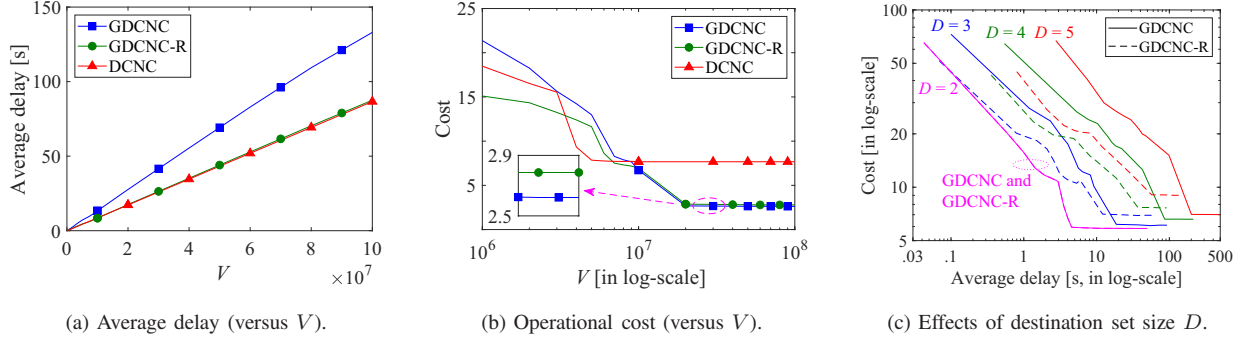


Fig. 4. Delay-cost tradeoffs attained by the three algorithms under different V parameters and destination set sizes D .

$>$ GDCNC-R (2.8) \approx GDCNC (2.65). For $V < 10^7$, GDCNC-R attains an even lower cost than GDCNC, albeit its sub-optimal *asymptotic* performance (e.g., $V > 10^7$). However, note that a large V also leads to an excessive delay, making it a sub-optimal choice in practical systems. For example, when increasing V from 10^6 to 10^7 , the cost attained by GDCNC reduces from 21.4 to 6.7, while the delay grows from 1.3 to 13.4 seconds (these results are for comparison purpose, and can be improved by EGDCNC, as shown in Fig. 3a and 3b).

3) *Effects of Destination Set Size*: Finally, we present in Fig. 4c the delay-cost tradeoffs attained by the GDCNC algorithms, under different destination set sizes varying from $D = 2$ to 5, and $\lambda = 300$ Mbps.

We make the following observations. A larger destination set size D results in (i) increasing delay and cost, since more network resources are consumed to handle copies for additional destinations, which also results in longer time waiting for available network resources, (ii) growing running time, due to the greater number of duplication choices, e.g., GDCNC (3.2 s) \approx GDCNC-R (2.9 s) when $D = 3$, and GDCNC (8.9 s) $>$ GDCNC-R (5.8 s) when $D = 5$, (iii) a widening gap between GDCNC and GDCNC-R, especially in the delay dimension, which validates the benefit of GDCNC-R reducing the queuing system and decision space.

When selecting appropriate V values, GDCNC-R can attain suitable delay-cost performance pairs (0.8 s, 20), (1.3 s, 23), (2 s, 27) under destination set sizes $D = 3, 4, 5$, respectively.

To sum up, although we cannot provide an analytical bound on the performance loss of GDCNC-R, numerical results validate that it can remain competitive in throughput performance (with negligible performance loss), while striking an even better delay-cost tradeoff than GDCNC.

IX. CONCLUSIONS

We addressed the problem of decentralized control of mixed-cast AgI services in distributed cloud networks. Under the multicast framework, we characterized the enlarged network stability region and analyzed the benefit of exploiting in-network packet duplication. By extending LDP control to a novel queuing system that allows accommodating the duplication operation and making flow control decisions driven by data packets' current destinations, we designed the first decentralized, throughput- and cost-optimal packet processing, routing, and duplication policy for generalized (multicast) flow control, GDCNC, as well as practical variants targeting reduced complexity, enhanced delay, and extended scenarios. Via numerical experiments, we validated the performance gain attained via effective in-network packet duplication, as well as the benefits of joint processing, routing, and duplication optimization for the efficient delivery of multicast AgI services over distributed cloud networks.

REFERENCES

- [1] Y. Cai, J. Llorca, A. M. Tulino, and A. F. Molisch, "Optimal multicast service chain control: Packet processing, routing, and duplication," in *Proc. IEEE Int. Conf. Commun.*, Montreal, Canada, Jun. 2021.
- [2] —, "Decentralized control of distributed cloud networks with generalized network flows," *to be submitted*.
- [3] —, "Compute- and data-intensive networks: The key to the Metaverse," arXiv:2204.02001. [Online]. Available: <https://arxiv.org/abs/2204.02001>, Apr. 2022.
- [4] M. Weldon, *The future X network: A Bell Labs perspective*. Boca Raton, FL, USA: CRC Press, 2016.
- [5] M. Huang, W. Liang, Y. Ma, and S. Guo, "Maximizing throughput of delay-sensitive NFV-enabled request admissions via virtualized network function placement," *IEEE Trans. Cloud Comput.*, vol. 9, no. 4, pp. 1535–1548, Oct.-Dec. 2021.
- [6] Y. Yue, B. Cheng, M. Wang, B. Li, X. Liu, and J. Chen, "Throughput optimization and delay guarantee VNF placement for mapping SFC requests in NFV-enabled networks," *IEEE Trans. Netw. Service Manag.*, vol. 18, no. 4, pp. 4247–4262, Dec. 2021.

- [7] M. Barcelo, J. Llorca, A. M. Tulino, and N. Raman, “The cloud service distribution problem in distributed cloud networks,” in *Proc. IEEE Int. Conf. Commun.*, London, UK, May 2015, pp. 344–350.
- [8] M. Barcelo, A. Correa, J. Llorca, A. M. Tulino, J. L. Vicario, and A. Morell, “IoT-cloud service optimization in next generation smart environments,” *IEEE J. Sel. Areas Commun.*, vol. 34, no. 12, pp. 4077–4090, Oct. 2016.
- [9] H. Feng, J. Llorca, A. M. Tulino, and A. F. Molisch, “Optimal dynamic cloud network control,” *IEEE/ACM Trans. Netw.*, vol. 26, no. 5, pp. 2118–2131, Oct. 2018.
- [10] —, “Optimal control of wireless computing networks,” *IEEE Trans. Wireless Commun.*, vol. 17, no. 12, pp. 8283–8298, Dec. 2018.
- [11] J. Zhang, A. Sinha, J. Llorca, A. M. Tulino, and E. Modiano, “Optimal control of distributed computing networks with mixed-cast traffic flows,” *IEEE/ACM Trans. Netw.*, vol. 29, no. 4, pp. 1760–1773, Aug. 2021.
- [12] L. Tassiulas and A. Ephremides, “Stability properties of constrained queueing systems and scheduling policies for maximum throughput in multihop radio networks,” *IEEE Trans. Autom. Control*, vol. 37, no. 12, pp. 1936–1948, Dec. 1992.
- [13] M. J. Neely, *Stochastic network optimization with application to communication and queueing systems*. San Rafael, CA, USA: Morgan & Claypool, 2010.
- [14] L. Bui, R. Srikant, and A. Stolyar, “Novel architectures and algorithms for delay reduction in back-pressure scheduling and routing,” in *Proc. IEEE INFOCOM*, Rio de Janeiro, Brazil, Apr. 2009, pp. 2936–2940.
- [15] L. Ying, S. Shakkottai, A. Reddy, and S. Liu, “On combining shortest-path and back-pressure routing over multihop wireless networks,” *IEEE/ACM Trans. Netw.*, vol. 19, no. 3, pp. 841–854, Jun. 2011.
- [16] S. Islam, N. Muslim, and J. W. Atwood, “A survey on multicasting in software-defined networking,” *IEEE Commun. Surveys Tuts.*, vol. 20, no. 1, pp. 355–387, Firstquarter 2018.
- [17] J. Kleinberg and Éva Tardos, *Algorithm design*. Delhi, India: Pearson Education India, 2006.
- [18] M. T. Ananta, J.-R. Jiang, and M. A. Muslim, “Multicasting with the extended Dijkstra’s shortest path algorithm for software defined networking,” *Int. J. Appl. Eng. Res.*, vol. 9, no. 23, pp. 21 017–21 030, 2014.
- [19] A. Sinha and E. Modiano, “Optimal control for generalized network flow problems,” *IEEE/ACM Trans. Netw.*, vol. 26, no. 1, pp. 506–519, Feb. 2018.
- [20] Y. Cai, J. Llorca, A. M. Tulino, and A. F. Molisch, “Mobile edge computing network control: Tradeoff between delay and cost,” in *Proc. IEEE Global. Telecomm. Conf.*, Taipei, Taiwan, Dec. 2020.
- [21] E. Alpaydin, *Introduction to machine learning*. Cambridge, MA, USA: MIT press, 2020.
- [22] M. Chen and Y. Hao, “Task offloading for mobile edge computing in software defined ultra-dense network,” *IEEE J. Sel. Areas Commun.*, vol. 36, no. 3, pp. 587–597, Mar. 2018.
- [23] A. Adhikary, J. Nam, J.-Y. Ahn, and G. Caire, “Joint spatial division and multiplexing – The large-scale array regime,” *IEEE Trans. Inf. Theory*, vol. 59, no. 10, pp. 6441–6463, Oct. 2013.
- [24] 3GPP, “Study on channel model for frequencies from 0.5 to 100 GHz,” *3rd Generation Partnership Project (3GPP), Tech. Rep.*, vol. 38, 2018.

APPENDIX A

CONDITIONS ON REPLICATION OPERATION

Condition a) and **b)** are justified in the body text.

Duplication: For any general policy \mathcal{P}_1 , which can create (and operate on) multiple copies at each time slot, we construct a policy \mathcal{P}_2 as follows: for each multicast packet, \mathcal{P}_2 performs replication and transmits the resulting packets along the same paths as in \mathcal{P}_1 , but creating two copies at each time slot and spending multiple slots to complete a replication producing multiple copies under \mathcal{P}_1 . In the following, we show that the transmission rate of each link under \mathcal{P}_2 is the same as that of \mathcal{P}_1 .

Consider the single commodity setting, and denote by ς a possible route to deliver the multicast packet. Let $f_{ij}^{(\varsigma)}$ be the average rate of packets traversing link (i, j) that are associated with route ς under \mathcal{P}_1 , which satisfies $\sum_{\varsigma} f_{ij}^{(\varsigma)} \leq C_{ij}$, and we divide the link capacity into separate components for each route, i.e., $\{C_{ij}^{(\varsigma)} = f_{ij}^{(\varsigma)} : \forall \varsigma\}$. Under \mathcal{P}_2 , we focus on the transmission of packets associated with route ς , in the network where the capacity of link (i, j) is $C_{ij}^{(\varsigma)}$. Since each packet is transmitted along the same path, it leads to an identical arrival rate $f_{ij}^{(\varsigma)}$ to every link (i, j) , which can be supported by the capacity $C_{ij}^{(\varsigma)}$, and therefore the queue collecting *packets waiting to cross the link (i, j) and associated with route ς* is stable [13, Theorem 2.4]. This result holds for each route ς and link (i, j) , concluding the proof.

Non-consolidation: Assume that a general policy \mathcal{P}_1 consolidates two copies (of status q_1 and q_2) at node i , and we construct a policy \mathcal{P}_2 to eliminate this operation as follows. Suppose under \mathcal{P}_1 , the *ancestor* packet splits into two copies of status $(q_1 + s_1)$ and $(q_2 + s_2)$ at node j , sent along different routes, where s_1 and s_2 denote the possible replication operations after the two packets leave node j and before they rejoin at node i . Then in \mathcal{P}_2 , we can create the two copies with status $(q_1 + q_2 + s_1)$ and s_2 at node j , and send them along the same routes. The system state remains unchanged after \mathcal{P}_1 consolidates the two packets, while it saves the

network resources to transmit packet q_2 from where it is created to node i . Therefore, \mathcal{P}_2 can achieve the same performance as \mathcal{P}_1 , if not better.

APPENDIX B

MULTICAST NETWORK STABILITY REGION

A. Proof of Theorem 1

1) *Necessity*: We need to show: for $\forall \lambda \in \Lambda$, there exist \mathbf{f} and β satisfying (4).

Consider the cost-optimal policy under the arrival vector λ . Let $X_{ij}^{(q,s)}(t)$ be the number of packets successfully delivered by time slot t (to all destinations), that *underwent the (forwarding and duplication) operation with forwarding choice (i, j) and duplication choice (q, s)* , during the delivery. Define $\lim_{t \rightarrow \infty} X_{ij}^{(q,s)}(t)/t \triangleq f_{ij}^{(q,s)} \geq 0$ (non-negativity), and we obtain:

$$\begin{aligned} \sum_{j \in \delta_i^-} \sum_{s \in 2^{\bar{q}}} X_{ji}^{(q+s,q)}(t) + \sum_{j \in \delta_i^+} \sum_{s \in 2^{\bar{q}}} X_{ij}^{(q+s,s)}(t) + \sum_{\tau=1}^t a_i^{(q)}(\tau) &\leq \sum_{j \in \delta_i^+} \sum_{s \in 2^{\bar{q}}} X_{ij}^{(q,s)}(t) \quad (\text{flow conservation}) \\ \sum_{(q,s)} X_{ij}^{(q,s)}(t) &\leq t C_{ij} \quad (\text{link capacity}); \quad X_{d_k j}^{(q,s)}(t) = 0, \quad \forall q : q_k = 1 \quad (\text{boundary}) \end{aligned}$$

where the flow conservation constraint is w.r.t. status q packets, and it is an inequality because *not all* arrival packets (last term) are delivered by time t . Divide by t and we obtain (4).

2) *Sufficiency*: We need to show: if there exist $\mathbf{f}, \beta, \lambda$ satisfying (4), then $\lambda \in \Lambda$.

Consider the stationary randomized policy defined in Theorem 1 (using $\beta_{ij}^{(q,s)} \triangleq f_{ij}^{(q,s)}/C_{ij}$), and denote by $\mu_{ij}^{*(q,s)}(t)$ the associated decisions; then, $\mathbb{E}\{\mu_{ij}^{*(q,s)}(t)\} = (f_{ij}^{(q,s)}/C_{ij}) C_{ij} = f_{ij}^{(q,s)}$. Substitute it to (4a), and we obtain

$$\mathbb{E}\left\{\mu_{i \rightarrow}^{*(q)}(t) - \mu_{\rightarrow i}^{*(q)}(t) - \lambda_i^{(q)}\right\} \geq 0 \iff \exists \epsilon \geq 0 : \mathbb{E}\left\{\mu_{\rightarrow i}^{*(q)}(t) + \lambda_i^{(q)} - \mu_{i \rightarrow}^{*(q)}(t)\right\} \leq -\epsilon \quad (17)$$

where $\mu_{i \rightarrow}^{*(q)}(t)$ and $\mu_{\rightarrow i}^{*(q)}(t)$ are defined in (6). Furthermore, in (29b) (in Appendix C), we show

$$\mathbb{E}\left\{\Delta(Q_i^{(q)}(t))\right\} \leq B + \mathbb{E}\left\{(\mu_{\rightarrow i}^{*(q)}(t) + \lambda_i^{(q)} - \mu_{i \rightarrow}^{*(q)}(t))Q_i^{(q)}(t)\right\} \leq B - \epsilon \mathbb{E}\left\{Q_i^{(q)}(t)\right\}, \quad (18)$$

which implies the stability of $Q_i^{(q)}(t)$ [13, Section 3.1.4], and thus $\lambda \in \Lambda$.

B. Proof of Proposition 1

1) *Unicast Stability Region*: The unicast stability region is characterized in [9, Theorem 1], and we rephrase it as follows.

An arrival vector λ is within the stability region Λ_0 if and only if there exist flow variables $\hat{f} = \{\hat{f}_{ij}^{(k)} \geq 0\}$ and probability values $\hat{\beta} = \{\hat{\beta}_{ij}^{(k)} \geq 0 : \sum_{k=1}^D \hat{\beta}_{ij}^{(k)} \leq 1\}$ such that:

$$\hat{f}_{\rightarrow i}^{(k)} + \lambda_i \leq \hat{f}_{i \rightarrow}^{(k)}, \quad \forall i, k, \quad (19a)$$

$$\hat{f}_{ij}^{(k)} \leq \hat{\beta}_{ij}^{(k)} C_{ij}, \quad \forall (i, j), k \quad (19b)$$

$$\hat{f}_{d_k \rightarrow}^{(k)}(t) = 0, \quad \forall k \quad (19c)$$

where $\hat{f}_{\rightarrow i}^{(k)} = \sum_{j \in \delta_i^-} \hat{f}_{ji}^{(k)}$ and $\hat{f}_{i \rightarrow}^{(k)} = \sum_{j \in \delta_i^+} \hat{f}_{ij}^{(k)}$ (throughout this section, we use the subscripts “ $\rightarrow i$ ” and “ $i \rightarrow$ ” to denote “ $\sum_{j \in \delta_i^-}$ ” and “ $\sum_{j \in \delta_i^+}$ ” operations on corresponding quantities).

2) *Proof for “ $\Lambda_0 \subset \Lambda$ ”*: We aim to show: for any $\lambda, \hat{f}, \hat{\beta}$ satisfying (19), the flow variable f defined as follows, together with the probability values $\beta_{ij}^{(q,s)} = f_{ij}^{(q,s)} / C_{ij}$ and λ , satisfies (4):

$$f_{ij}^{(q,s)} = \sum_{k=1}^D (\hat{f}_{ij}^{(k)} / \hat{f}_{i \rightarrow}^{(k)}) [\lambda_i \mathbb{I}\{(q, s) = (1 - b_1 - \dots - b_{k-1}, b_k)\} + \hat{f}_{\rightarrow i}^{(k)} \mathbb{I}\{(q, s) = (b_k, b_k)\}].$$

The flow variable defined above describes the unicast approach that “creates one copy for each destination of a multicast packet upon arrival, and treats them as individual unicast packets”, thus satisfying (4a).

For any link (i, j) , the associated transmission rate is given by

$$f_{ij} = \sum_{(q,s) \in \Omega} f_{ij}^{(q,s)} = \sum_{k=1}^D (\hat{f}_{ij}^{(k)} / \hat{f}_{i \rightarrow}^{(k)}) (\lambda_i + \hat{f}_{\rightarrow i}^{(k)}) = \sum_{k=1}^D \hat{f}_{ij}^{(k)} = \hat{f}_{ij}, \quad (20)$$

thus satisfying (4b). In addition, it also indicates that the policies has a cost performance of $h_0^*(\lambda)$. Therefore, the optimal cost under the multicast framework $h^*(\lambda) \leq h_0^*(\lambda)$.

3) *Proof for “ $\Lambda \subset D\Lambda_0$ ”*: Next, we show that: for any λ, f, β satisfying (4), the following flow variable \hat{f} , together with probability values $\hat{\beta}_{ij}^{(k)} = f_{ij}^{(k)} / C_{ij}$ and $\lambda' = (\lambda/D)$, satisfies (19):

$$\hat{f}_{ij}^{(k)} = \frac{1}{D} \sum_{(q',s') \in \mathcal{S}_1} f_{ij}^{(q',s')}, \quad (21)$$

in which

$$\mathcal{S}_1 = \{(q + s, q) : q_k = 1, s \in 2^{\bar{q}}\}, \quad (22a)$$

$$\mathcal{S}_2 = \{(q, s) : q_k = 1, s \in 2^q\}, \quad (22b)$$

$$\mathcal{S}_3 = \{(q + s, s) : q_k = 1, s \in 2^{\bar{q}}\}. \quad (22c)$$

To verify the unicast flow conservation law (19a), we note that:

$$\hat{f}_{\rightarrow i}^{(k)} + \lambda'_i = \sum_{(q', s') \in \mathcal{S}_1} \frac{f_{\rightarrow i}^{(q', s')}}{D} + \frac{\lambda_i}{D} \stackrel{(a)}{\leq} \sum_{(q', s') \in \mathcal{S}_2} \frac{f_{i \rightarrow}^{(q', s')}}{D} - \sum_{(q', s') \in \mathcal{S}_3} \frac{f_{i \rightarrow}^{(q', s')}}{D} \stackrel{(b)}{=} \sum_{(q', s') \in \mathcal{S}_1} \frac{f_{i \rightarrow}^{(q', s')}}{D} = \hat{f}_{i \rightarrow}^{(k)}$$

where (a) is obtained by first summing up (4a) over $\{q : q_k = 1\}$

$$\sum_{\{q: q_k=1\}} \left[\sum_{s \in 2^{\bar{q}}} f_{\rightarrow i}^{(q+s, q)} + \sum_{s \in 2^{\bar{q}}} f_{i \rightarrow}^{(q+s, s)} + \lambda_i^{(q)} \right] \leq \sum_{\{q: q_k=1\}} \sum_{s \in 2^q} f_{i \rightarrow}^{(q, s)}, \quad (23)$$

and then plugging in the definition (22):

$$\sum_{(q', s') \in \mathcal{S}_1} f_{\rightarrow i}^{(q', s')} + \sum_{(q', s') \in \mathcal{S}_3} f_{i \rightarrow}^{(q', s')} + \lambda_i \leq \sum_{(q', s') \in \mathcal{S}_2} f_{i \rightarrow}^{(q', s')}, \quad (24)$$

and (b) results from $\mathcal{S}_1 = \mathcal{S}_2 \setminus \mathcal{S}_3$ as proved in Lemma 1.

For any link (i, j) , the associated transmission rate is given by

$$\sum_{k=1}^D \hat{f}_{ij}^{(k)} = \frac{1}{D} \sum_{k=1}^D \sum_{(q', s') \in \mathcal{S}_1} f_{ij}^{(q', s')} \stackrel{(c)}{\leq} \frac{1}{D} \sum_{k=1}^D \sum_{(q, s) \in \Omega} f_{ij}^{(q, s)} = \sum_{(q, s) \in \Omega} f_{ij}^{(q, s)} \leq C_{ij} \quad (25)$$

where (c) is because $\mathcal{S}_1 \subset \Omega$, and thus (19b) is verified.

Lemma 1: $\mathcal{S}_1 = \mathcal{S}_2 \setminus \mathcal{S}_3$.

Proof: We show the following results: (i) $\mathcal{S}_1 \cap \mathcal{S}_3 = \emptyset$, and (ii) $\mathcal{S}_{13} \triangleq \mathcal{S}_1 \cup \mathcal{S}_3 = \mathcal{S}_2$.

To show (i), note that $s_k = 1$ if $(q, s) \in \mathcal{S}_1$, while $s_k = 0$ if $(q, s) \in \mathcal{S}_3$, and thus $\mathcal{S}_1 \cap \mathcal{S}_3 = \emptyset$.

We prove (ii) in two steps:

a) First, we show $\mathcal{S}_{13} \subseteq \mathcal{S}_2$. Take any $(q, s) \in \mathcal{S}_{13}$,

- If $(q, s) \in \mathcal{S}_1$, i.e., $q = q' + s'$, $s = q'$ with $q'_k = 1$, which satisfies $q_k = 1$ and $s \in 2^q$, and thus $(q, s) \in \mathcal{S}_2$.

- If $(q, s) \in \mathcal{S}_3$, i.e., $q = q' + s'$, $s = s'$ with $q'_k = 1$, which satisfies $q_k = 1$ and $s \in 2^q$, and thus $(q, s) \in \mathcal{S}_2$.

b) Next, we show $\mathcal{S}_2 \subseteq \mathcal{S}_{13}$. Take any $(q, s) \in \mathcal{S}_2$ (and by definition $q_k = 1$),

- If $s_k = 1$, then we can represent (q, s) as $(q' + s', q')$ with $q' = s$ and $s' = q - s$, which satisfy $q'_k = s_k = 1$ and $s' = q - s \in 2^{\bar{s}} = 2^{\bar{q}'}$, and thus $(q, s) \in \mathcal{S}_1 \subset \mathcal{S}_{13}$.
- If $s_k = 0$, then we can represent (q, s) as $(q' + s', s')$ with $q' = q - s$ and $s' = s$, which satisfy $q'_k = q_k - s_k = 1$ and $s' = s \in 2^{\bar{q}-s} = 2^{\bar{q}'}$, and thus $(q, s) \in \mathcal{S}_3 \subset \mathcal{S}_{13}$.

Combining (i) and (ii) leads to $\mathcal{S}_1 = \mathcal{S}_2 \setminus \mathcal{S}_3$, concluding the proof. \square

APPENDIX C

DERIVATION OF LDP BOUND

Square the queuing dynamics (5):

$$[Q_i^{(q)}(t+1)]^2 \leq [Q_i^{(q)}(t) - \mu_{i \rightarrow}^{(q)}(t)]^2 + [\mu_{i \rightarrow}^{(q)}(t) + a_i^{(q)}(t)]^2 + 2[\mu_{i \rightarrow}^{(q)}(t) + a_i^{(q)}(t)]Q_i^{(q)}(t) \quad (26a)$$

$$= [Q_i^{(q)}(t)]^2 - 2[\mu_{i \rightarrow}^{(q)}(t) - \mu_{i \rightarrow}^{(q)}(t) - a_i^{(q)}(t)]Q_i^{(q)}(t) \quad (26b)$$

$$+ [\mu_{i \rightarrow}^{(q)}(t)]^2 + [\mu_{i \rightarrow}^{(q)}(t) + a_i^{(q)}(t)]^2. \quad (26c)$$

We first study the sum of (26c) over $q \in \{0, 1\}^D$:

$$\sum_{q \in \{0, 1\}^D} [\mu_{i \rightarrow}^{(q)}(t)]^2 = \sum_{q \in \{0, 1\}^D} \left[\sum_{s \in 2^q} \sum_{j \in \delta_i^+} \mu_{ij}^{(q,s)}(t) \right]^2 \leq \left[\sum_{(q,s) \in \Omega} \sum_{j \in \delta_i^+} \mu_{ij}^{(q,s)}(t) \right]^2 \leq \left(\sum_{j \in \delta_i^+} C_{ij} \right)^2. \quad (27)$$

Similarly, we can obtain

$$\sum_{q \in \{0, 1\}^D} [\mu_{i \rightarrow}^{(q)}(t) + a_i^{(q)}(t)]^2 \leq \left(\sum_{j \in \delta_i^-} C_{ji} + \sum_{j \in \delta_i^+} C_{ij} + A_{i, \max} \right)^2. \quad (28)$$

Therefore, we can define $B = (2|\delta_{\max}|C_{\max} + A_{i, \max})^2/2$ as a constant bound on the sum of them, where $|\delta_{\max}|$ is the maximum node degree, C_{\max} is the maximum link capacity, and $A_{i, \max}$ is the maximum arrival at node i .

The Lyapunov drift of the entire network is given by

$$\Delta(\mathbf{Q}(t)) \triangleq \sum_{i \in \mathcal{V}} \sum_{q \in \{0,1\}^D} \frac{Q_i^{(q)}(t+1)^2 - Q_i^{(q)}(t)^2}{2} \quad (29a)$$

$$\leq |\mathcal{V}|B + \sum_{i \in \mathcal{V}} \sum_{q \in \{0,1\}^D} a_i^{(q)}(t) Q_i^{(q)}(t) \quad (29b)$$

$$\begin{aligned} & - \sum_{i \in \mathcal{V}} \sum_{q \in \{0,1\}^D} \underbrace{\left[\sum_{s \in 2^q} \sum_{j \in \delta_i^+} \mu_{ij}^{(q,s)}(t) - \sum_{s \in 2^{\bar{q}}} \sum_{j \in \delta_i^-} \mu_{ji}^{(q+s,q)}(t) - \sum_{s \in 2^{\bar{q}}} \sum_{j \in \delta_i^+} \mu_{ij}^{(q+s,s)}(t) \right]}_{= \mu_{i \rightarrow}^{(q)}(t) - \mu_{\rightarrow i}^{(q)}(t)} Q_i^{(q)}(t) \\ & \stackrel{(a)}{=} |\mathcal{V}|B + \sum_{i \in \mathcal{V}} \sum_{q \in \{0,1\}^D} a_i^{(q)}(t) Q_i^{(q)}(t) \\ & - \sum_{(i,j) \in \mathcal{E}} \sum_{(q,s) \in \Omega} [Q_i^{(q)}(t) - Q_j^{(s)}(t) - Q_i^{(q-s)}(t)] \mu_{ij}^{(q,s)}(t) \end{aligned} \quad (29c)$$

where we rearrange the order of summations in (a). Combining the above result with the operational cost model (3) leads to the weight $w_{ij}^{(q,s)}(t)$ given by (10).

APPENDIX D

PROOF OF THEOREM 2

Using (29b), we can derive the following LDP bound:

$$\begin{aligned} \Delta(\mathbf{Q}(t)) + Vh(t) & \leq |\mathcal{V}|B - \sum_{i \in \mathcal{V}} \sum_{q \in \{0,1\}^D} (\mu_{i \rightarrow}^{(q)}(t) - \mu_{\rightarrow i}^{(q)}(t) - a_i^{(q)}(t)) Q_i^{(q)}(t) + Vh(t) \\ & \leq |\mathcal{V}|B - \sum_{i \in \mathcal{V}} \sum_{q \in \{0,1\}^D} \mathbb{E} \left\{ (\mu_{i \rightarrow}^{*(q)}(t) - \mu_{\rightarrow i}^{*(q)}(t) - a_i^{(q)}(t)) Q_i^{(q)}(t) \right\} + V\mathbb{E} \{h^*(t)\} \\ & \stackrel{(a)}{\leq} |\mathcal{V}|B - \epsilon \sum_{i \in \mathcal{V}} \sum_{q \in \{0,1\}^D} \mathbb{E} \left\{ Q_i^{(q)}(t) \right\} + Vh^*(\boldsymbol{\lambda} + \epsilon \mathbf{1}) \end{aligned} \quad (30)$$

where $\boldsymbol{\mu}^*(t)$ denotes the decisions associated with the cost-optimal stationary randomized policy under arrival vector $\boldsymbol{\lambda} + \epsilon \mathbf{1}$ (defined in Theorem 1). In (a), note that: (i) the decisions are independent with $Q_i^{(q)}(t)$, and thus expectation multiplies, (ii) $\mathbb{E} \left\{ \mu_{i \rightarrow}^{*(q)}(t) - \mu_{\rightarrow i}^{*(q)}(t) - (\lambda_i^{(q)} + \epsilon) \right\} \geq 0$ because the randomized policy stabilizes $\boldsymbol{\lambda} + \epsilon \mathbf{1}$, (iii) the policy is cost-optimal under $\boldsymbol{\lambda} + \epsilon \mathbf{1}$.

Fix any $T > 0$, and apply telescope sum [13] to the interval $[0, T-1]$ (assuming empty queues at $t = 0$). Divide the result by T , push $T \rightarrow \infty$, and we obtain:

$$V \overline{\{\mathbb{E}\{h(t)\}\}} \leq |\mathcal{V}|B - \epsilon \overline{\{\mathbb{E}\{\|Q(t)\|_1\}\}} + Vh^*(\lambda + \epsilon \mathbf{1}). \quad (31)$$

Based on this inequality, we can derive:

(i) *Average queue backlog*: note that $\overline{\{\mathbb{E}\{h(t)\}\}} \geq h^*(\lambda)$, and we obtain

$$\overline{\{\mathbb{E}\{\|Q(t)\|_1\}\}} \leq \frac{|\mathcal{V}|B}{\epsilon} + \left[\frac{h^*(\lambda + \epsilon \mathbf{1}) - h^*(\lambda)}{\epsilon} \right] V. \quad (32)$$

(ii) *Operational cost*: dropping the second term in the right hand side, we obtain

$$\overline{\{\mathbb{E}\{h(t)\}\}} \leq h^*(\lambda + \epsilon \mathbf{1}) + \frac{|\mathcal{V}|B}{V} \xrightarrow{\{\epsilon_n\} \downarrow 0} \overline{\{\mathbb{E}\{h(t)\}\}} \leq h^*(\lambda) + \frac{|\mathcal{V}|B}{V} \quad (33)$$

where we take a sequence $\{\epsilon_n\} \downarrow 0$ and use the fact that the inequality holds for any $\epsilon_n > 0$.

APPENDIX E

AVERAGE QUEUEING DELAY

Each duplication tree \mathcal{T} is a possible way to accomplish the goal of multicast packet delivery. We divide the physical queue $Q^{(q)}(t) = \sum_{i \in \mathcal{V}} Q_i^{(q)}(t)$ into sub-queues $Q_{\mathcal{T}}^{(q)}(t)$ associated with each duplication tree \mathcal{T} , and $Q^{(q)}(t) = \sum_{\mathcal{T} \in \mathcal{U}(q)} Q_{\mathcal{T}}^{(q)}(t)$ where $\mathcal{U}(q) = \{\mathcal{T} : q \in \mathcal{T}\}$ denotes the set of duplication trees including status q as a tree node.

With this model, the average delay can be derived in two steps: (i) calculate the average delay $\Delta_{\mathcal{T}}$ for each duplication tree \mathcal{T} , (ii) calculate the average delay of all trees (weighted by $\lambda_{\mathcal{T}}$, which is the rate of packets selecting each duplication tree \mathcal{T}):

(i) Consider a given duplication tree \mathcal{T} , with an associated packet rate of $\lambda_{\mathcal{T}}$. First, we focus on the delivery of the k -th copy, i.e., the path from the root node 1 to the leaf node b_k , denoted by ω_k (which is composed of all tree nodes in the path). By Little's Theorem, the average delay of this path is given by $\Delta_{\mathcal{T}}(k) = \sum_{q \in \omega_k} \bar{Q}_{\mathcal{T}}^{(q)} / \lambda_{\mathcal{T}}$, in which $\bar{Q}_{\mathcal{T}}^{(q)} = \overline{\{\mathbb{E}\{Q_{\mathcal{T}}^{(q)}(t)\}\}}$, and we

average over all the copies $k = 1, \dots, D$:

$$\Delta_{\mathcal{T}} = \frac{1}{D} \sum_{k=1}^D \Delta_{\mathcal{T}}(k) = \frac{1}{D} \sum_{k=1}^D \sum_{q \in \omega_k} \frac{\bar{Q}_{\mathcal{T}}^{(q)}}{\lambda_{\mathcal{T}}} \stackrel{(a)}{=} \frac{1}{D\lambda_{\mathcal{T}}} \sum_{q \in \mathcal{T}} \|q\|_1 \bar{Q}_{\mathcal{T}}^{(q)} \quad (34)$$

where we exchange the order of summations in (a), and use the fact that node q in the duplication tree \mathcal{T} is included in $\|q\|_1$ different paths (e.g., each leaf node b_k belongs to one path ω_k , the root node 1 belongs to all paths $\omega_1, \dots, \omega_D$).

(ii) With the average delay of each duplication tree given by (34), the overall average delay can be derived as follows

$$\begin{aligned} \Delta &= \sum_{\mathcal{T}} \frac{\lambda_{\mathcal{T}}}{\|\lambda\|_1} \Delta_{\mathcal{T}} = \sum_{\mathcal{T}} \frac{\lambda_{\mathcal{T}}}{\|\lambda\|_1} \left[\frac{1}{D\lambda_{\mathcal{T}}} \sum_{q \in \mathcal{T}} \|q\|_1 \bar{Q}_{\mathcal{T}}^{(q)} \right] = \frac{1}{D\|\lambda\|_1} \sum_{\mathcal{T}} \sum_{q \in \mathcal{T}} \|q\|_1 \bar{Q}_{\mathcal{T}}^{(q)} \\ &\stackrel{(b)}{=} \frac{1}{D\|\lambda\|_1} \sum_{q \in \{0,1\}^D} \|q\|_1 \sum_{\mathcal{T} \in \mathcal{U}(q)} \bar{Q}_{\mathcal{T}}^{(q)} = \frac{1}{D\|\lambda\|_1} \sum_{q \in \{0,1\}^D} \|q\|_1 \bar{Q}^{(q)} \\ &= \frac{1}{D\|\lambda\|_1} \sum_{q \in \{0,1\}^D} \|q\|_1 \overline{\mathbb{E} \{Q^{(q)}(t)\}} \end{aligned} \quad (35)$$

where we exchange the order of summations in (b). Therefore, the average delay is linear in the queue backlog, and the coefficient of the status q queue is proportional to $\|q\|_1$.

APPENDIX F

TRANSFORMATION OF AGI SERVICE DELIVERY INTO PACKET ROUTING

A. Constructing the Layered Graph

Denote the topology of the actual network by $\mathcal{G} = (\mathcal{V}, \mathcal{E})$. For any service ϕ (consisting of $M_{\phi} - 1$ functions), the layered graph $\mathcal{G}^{(\phi)}$ is constructed as follows:

- (i) make M_{ϕ} copies of the actual network, indexed as layer $1, \dots, M_{\phi}$ from top to bottom, and we denote node $i \in \mathcal{V}$ on the m -th layer by i_m ;
- (ii) add *directed* links connecting corresponding nodes between adjacent layers, i.e., (i_m, i_{m+1}) for $\forall i \in \mathcal{V}, m = 1, \dots, M_{\phi} - 1$.

To sum up, the layered graph $\mathcal{G}^{(\phi)} = (\mathcal{V}^{(\phi)}, \mathcal{E}^{(\phi)})$ is defined as

$$\mathcal{V}^{(\phi)} = \{i_m : i \in \mathcal{V}, 1 \leq m \leq M_\phi\} \quad (36a)$$

$$\mathcal{E}_{\text{pr},i}^{(\phi)} = \{(i_m, i_{m+1}) : 1 \leq m \leq M_\phi - 1\} \quad (36b)$$

$$\mathcal{E}_{\text{tr},ij}^{(\phi)} = \{(i_m, j_m) : (i, j) \in \mathcal{E}, 1 \leq m \leq M_\phi\} \quad (36c)$$

with $\mathcal{E}^{(\phi)} = \{\mathcal{E}_{\text{pr},i}^{(\phi)} : i \in \mathcal{V}\} \cup \{\mathcal{E}_{\text{tr},ij}^{(\phi)} : (i, j) \in \mathcal{E}\}$.

Physical interpretation: Layer m in $\mathcal{G}^{(\phi)}$ accommodates packets of stage m . The edges in $\mathcal{E}_{\text{pr},i}^{(\phi)}$ and $\mathcal{E}_{\text{tr},ij}^{(\phi)}$ indicate the processing and transmission operations in the actual network, respectively. More concretely, the flow on (i_m, i_{m+1}) denotes the processing of stage m packets by function m at node i , while (i_m, j_m) denotes the transmission of stage m packets over link (i, j) . In addition, $\mathcal{D}_{M_\phi}^{(\phi)}$ denotes the destination set in the graph (since only stage M_ϕ packets are consumable), where $\mathcal{D}^{(\phi)}$ is the destination set of service ϕ in the actual network.

We define two parameters $(\zeta_{ij}^{(\phi)}, \rho_{ij}^{(\phi)})$ for each link (i, j) in the layered graph

$$(\zeta_{ij}^{(\phi)}, \rho_{ij}^{(\phi)}) = \begin{cases} (\xi_\phi^{(m)}, r_\phi^{(m)}) & (i, j) = (i_m, i_{m+1}) \\ (1, 1) & (i, j) = (i_m, j_m) \end{cases}. \quad (37)$$

The two parameters can be interpreted as the generalized scaling factor and workload: for transmission edges (the second case), $\zeta_{ij}^{(\phi)} = 1$ since flow is neither expanded or compressed by the transmission operation, and $\rho_{ij}^{(\phi)} = 1$ since the flow and the transmission capability are quantified based on the same unit.

B. Relevant Quantities

We define flow variable $\mu_{ij}^{(\phi,q,s)}(t)$ for link (i, j) in the layered graph, which is the flow sent to the corresponding interface, leading to the received flow by node j given by $\zeta_{ij}^{(\phi)} \mu_{ij}^{(\phi,q,s)}(t)$. By this definition, for $\forall \phi$ and $i \in \mathcal{G}^{(\phi)}$, the queuing dynamics are modified by

$$Q_i^{(\phi,q)}(t+1) \leq \max [Q_i^{(\phi,q)}(t) - \mu_{i \rightarrow}^{(\phi,q)}(t), 0] + \mu_{\rightarrow i}^{(\phi,q)}(t) + a_i^{(\phi,q)}(t) \quad (38)$$

where the incoming and outgoing flows are given by

$$\mu_{i \rightarrow}^{(\phi, q)}(t) = \sum_{j \in \delta_i^+} \sum_{s \in 2^q} \mu_{ij}^{(\phi, q, s)}(t), \quad (39a)$$

$$\mu_{\rightarrow i}^{(\phi, q)}(t) = \sum_{j \in \delta_i^-} \sum_{s \in 2^{\bar{q}}} \zeta_{jn}^{(\phi)} \mu_{jn}^{(\phi, q+s, q)}(t) + \sum_{j \in \delta_i^+} \sum_{s \in 2^{\bar{q}}} \mu_{ij}^{(\phi, q+s, s)}(t). \quad (39b)$$

The modified link capacity constraints are

$$\sum_{(i, j) \in \mathcal{E}_{\text{pr}, i}^{(\phi)}} \sum_{\phi} \sum_{(q, s) \in \Omega} \rho_{ij}^{(\phi)} \mu_{ij}^{(\phi, q, s)}(t) \leq C_i, \quad (40a)$$

$$\sum_{(i, j) \in \mathcal{E}_{\text{tr}, ij}^{(\phi)}} \sum_{\phi} \sum_{(q, s) \in \Omega} \rho_{ij}^{(\phi)} \mu_{ij}^{(\phi, q, s)}(t) \leq C_{ij}, \quad (40b)$$

and the modified resource operational cost is

$$h(t) = \sum_{(i, j) \in \mathcal{E}^{(\phi)}} e_{ij} \sum_{\phi} \sum_{(q, s) \in \Omega} \rho_{ij}^{(\phi)} \mu_{ij}^{(\phi, q, s)}(t) \quad (41)$$

where $e_{i_m i_{m+1}} = e_i$ and $e_{i_m j_m} = e_{ij}$.

Similarly, the goal is to minimize the time average cost while stabilizing the modified queues, and we can follow the procedure in Section V-A, i.e., deriving the upper bound for LDP and formulating an optimization problem to minimize the bound, and the derived solution is in the max-weight fashion as shown in Section V-B and VII-A.

Remark 6: In contrast to data transmission, the processing operation can expand/compress data stream size, and queues of expanding data streams can attract more attention in the developed algorithm. To address this problem, we can normalize the queues by $\tilde{Q}_i^{(\phi, q)}(t) = Q_i^{(\phi, q)}(t) / \Xi_{\phi}^{(m)}$ if $i = i_m$, in which

$$\Xi_{\phi}^{(m)} = \prod_{s=1}^{m-1} \xi_{\phi}^{(s)}, \text{ and } \Xi_{\phi}^{(1)} = 1 \quad (42)$$

is interpreted as the *cumulative scaling factor* till stage m . The resulting design, i.e., optimize the drift of the normalized queues, can achieve a better balance among the queues, while preserving (throughput and cost) optimality.

APPENDIX G

COMPLEXITY ANALYSIS

A. GDCNC

The number of all duplication choices (q, s) is given by

$$|\Omega| = \sum_{k=1}^D C(k; D)(2^k - 1) = 3^D - 2^D \sim \mathcal{O}(3^D) \quad (43)$$

where $C(k; D)$ denotes the combinatorial number of *choosing* k from D . To wit, we divide the elements of Ω , (q, s) , into D groups based on the first element q : group k ($k = 1, \dots, D$) collects the (q, s) pairs such that q has k entries equal to 1, including $C(k; D)$ different q ; in addition, fix q , there are $|2^q| - 1 = 2^k - 1$ different s (other than $\mathbf{0}$). Therefore, the complexity of GDCNC, which is proportional to $|\Omega|$, is $\mathcal{O}(3^D)$.

B. GDCNC-R

The key problem is to calculate the number of nodes in each duplication tree.

We note that each duplication tree includes $D - 1$ duplication operations (which can be shown by mathematical induction); in addition, each duplication operation involves 3 nodes, i.e., the parent node q and two child node s and r , and the total number of nodes is $3(D - 1)$. However, note that every node is counted *twice* – one time as the parent q (packet to duplicate), and the other time as a child s or r (the created copy) – other than the root node and the D leaf nodes, since there is no duplication operation with the root node $\mathbf{1}$ as a child, or a leaf node b_k as the parent, i.e., these $D + 1$ nodes are counted only *once*.

As a result, the number of internal nodes other than the root node is:

$$\frac{3(D - 1) - (D + 1)}{2} = D - 2, \quad (44)$$

and together with the root node, each tree has $D - 1 = (D - 2) + 1$ internal nodes (and each of them is associated with 3 duplication choices), and D leaf nodes (and each of them is associated with 1 duplication choice), leading to a complexity of $\mathcal{O}(D)$.

APPENDIX H

NOTES ON GENERALIZED FLOW CONSERVATION CONSTRAINT

In [1, Eq (4)], we present the following flow conservation law:

$$\sum_{\{q:q_k=1\}} [\check{f}_{\rightarrow i}^{(q)} + \lambda_i^{(q)}] = \sum_{\{q:q_k=1\}} \check{f}_{i \rightarrow}^{(q)} \quad (45)$$

where $\check{f}_{\rightarrow i}^{(q)}$ and $\check{f}_{i \rightarrow}^{(q)}$ are the total incoming/outgoing flow rates of status q packets to/from node i , given by

$$\check{f}_{\rightarrow i}^{(q)} = \sum_{s \in 2^{\bar{q}}} \sum_{j \in \delta_i^-} f_{ji}^{(q+s,q)}, \quad \check{f}_{i \rightarrow}^{(q)} = \sum_{s \in 2^{\bar{q}}} \sum_{j \in \delta_i^+} f_{ij}^{(q+s,q)}. \quad (46)$$

Despite of the neat form and clear insight of this relationship, we will show that the generalized flow conservation constraint (2) is a more fundamental characterization for the in-network packet duplication operation.

First, we show (2) \Rightarrow (45). Substitute (46) into (45), and the result to be shown is given by:

$$\sum_{\{q:q_k=1\}} \left[\sum_{s \in 2^{\bar{q}}} \sum_{j \in \delta_i^-} f_{ji}^{(q+s,q)} + \lambda_i^{(q)} \right] = \sum_{\{q:q_k=1\}} \sum_{s \in 2^{\bar{q}}} \sum_{j \in \delta_i^+} f_{ij}^{(q+s,q)}. \quad (47)$$

Sum up (4a) over $\{q : q_k = 1\}$, and we obtain

$$\sum_{\{q:q_k=1\}} \left[\sum_{s \in 2^{\bar{q}}} \sum_{j \in \delta_i^-} f_{ji}^{(q+s,q)} + \sum_{s \in 2^{\bar{q}}} \sum_{j \in \delta_i^+} f_{ij}^{(q+s,s)} + \lambda_i^{(q)} \right] = \sum_{\{q:q_k=1\}} \sum_{s \in 2^{\bar{q}}} \sum_{j \in \delta_i^+} f_{ij}^{(q,s)}. \quad (48)$$

Compare (47) and (48), and it remains to be shown that

$$\sum_{j \in \delta_i^+} \sum_{\{(q,s):q_k=1,s \in 2^{\bar{q}}\}} f_{ij}^{(q,s)} = \sum_{j \in \delta_i^+} \sum_{\{(q,s):q_k=1,s \in 2^{\bar{q}}\}} [f_{ij}^{(q+s,q)} + f_{ij}^{(q+s,s)}], \quad (49)$$

or equivalently,

$$\sum_{j \in \delta_i^+} \left[\sum_{(q,s) \in \mathcal{S}_2} f_{ij}^{(q,s)} - \sum_{(q,s) \in \mathcal{S}_1} f_{ij}^{(q,s)} - \sum_{(q,s) \in \mathcal{S}_3} f_{ij}^{(q,s)} \right] = 0 \quad (50)$$

where $\mathcal{S}_1, \mathcal{S}_2, \mathcal{S}_3$ are defined in (22) and satisfy $\mathcal{S}_1 = \mathcal{S}_2 \setminus \mathcal{S}_3$ as shown in Lemma 1. Therefore, each term in the summation (over $j \in \delta_i^+$) equals 0.

Next, we present a counterexample to show (45) is not sufficient to guarantee the existence of a feasible policy: Consider $D = 3$ destinations. Let $\check{f}_{i \rightarrow}^{(q)} = 1$ for $q = \mathbf{1} = (1, 1, 1)$ and $q = b_1 = (1, 0, 0)$, $\check{f}_{i \rightarrow}^{(q)} = 1$ for $q = (1, 1, 0)$ and $q = (1, 0, 1)$, and the other flow variables and $\lambda_i^{(q)}$ be 0. This flow assignment satisfies (45).

The corresponding operation is described as follows: (i) first “consolidate” the incoming packets of $(1, 1, 1)$ and $(1, 0, 0)$, and (ii) then create (by duplication) outgoing packets of $(1, 1, 0)$ and $(1, 0, 1)$. However, the operation in step (i) cannot be realized in the actual network, because the packets are not of identical content (since the status $\mathbf{1}$ packet is prior to any duplication, whose content is different from the status b_1 packet) and cannot be consolidated. In fact, there does not exist flow variable satisfying (2) to describe the above operation.