

# HMT: A Hardware-Centric Hybrid Bonsai Merkle Tree Algorithm for High-Performance Authentication

Rakin Muhammad Shadab, Yu Zou, Sanjay Gandham, Amro Awad & Mingjie Lin

**Abstract**—Bonsai Merkle tree (BMT) is a widely used data structure for authenticating data/metadata in a secure computing system. However, the predominantly recursive and sequential nature of traditional BMT algorithms make them challenging to implement with Field-Programmable Gate Array (FPGA) in modern heterogeneous computing platforms. In this work, we introduce HMT, a hardware-friendly implementation methodology for BMT that enables the verification and update processes to function independently, as well as saves additional write-backs by making the update conditions more flexible compared to previous algorithms. The methodology of HMT contributes both novel algorithm revisions and innovative hardware techniques to implementing BMT. Our empirical performance measurements have demonstrated that HMT can achieve up to 7x improvement in bandwidth and 4.5x reduction in latency over the baseline.

## I. INTRODUCTION

Due to the massive advancements in fields like cloud computing and blockchain technology, data privacy and security in local memory and/or servers becomes critically important nowadays. With cyber and hardware-based attacks on the rise, it is crucial to employ state-of-the-art attack mitigation and defence mechanisms in both general-purpose and embedded system scenarios. There are several different methods that an attacker can use to gain access to information of unsuspecting users. One of the well-known memory based attacks is a data replay attack where an intruder can replace some blocks of data and/or metadata with a previously used redundant block and subsequently utilize this exploit to obtain extra information on the access pattern [3]. As such, mitigating this type of attacks against data privacy and data security stipulates a strong authentication mechanism.

Generally, in a secure computing environment, sensitive data or plaintext is encrypted in order to fight against data confidentiality-based attacks [5]. However, even the encrypted data will still be vulnerable to aforementioned memory replay attacks [3]. Therefore, strong integrity authentication methods must be used in a computing system in order to meet the standard performance and security requirements. Prevalently, Merkle trees or hash trees have been widely utilized to authenticate data and/or tagged metadata as they provide robust security protection against malicious attacks such as data replays [10]. More recently, separate MAC based verification algorithms started to be adopted for data authentications, which requires a smaller sized Bonsai Merkle Tree (BMT) to protect only the metadata such as encryption counters [10]. However, standard BMT update algorithms were originally developed to be used in general purpose

computing systems, therefore often containing a large number of recursive function calls [4]. Unfortunately, although fairly easy for software-based implementations, these *recursive* and *sequential* functions are generally not suitable to be implemented with FPGA devices deployed in heterogeneous and embedded computing environments. Also, the highly sequential nature of these algorithms severely limits the performance improvements potentially achievable by such systems. With the rapid emergence of FPGA devices, due to their versatility, performance benefits and low power consumption, mitigating these two implementation challenges become ever more urgent because of the necessity of using MT-based authentication in many mission-critical heterogeneous computing systems.

Technically, there are two most common methods of updating a BMT: either eagerly updating all the tree nodes up to the top (with or without a write-through/write-back BMT cache) or just updating the cached nodes in an intermittent manner known as lazy update (with a write-back BMT cache). Traditional BMT cache is usually shared between all the BMT levels. In the case of lazy update, such unified cache structure can cause very high number of evictions since a BMT node from any level can evict a node from any other level. This can yield significant number of extra recursions. We claim the following two contributions in this paper:

- We talk about a *parallel cache structure* that allots a dedicated BMT cache to each level of the tree, consequently limiting the upper bound of the aforementioned recursions and making it feasible to implement relaxed update techniques in RTL.
- Leveraging this new cache subsystem, We present a hardware-friendly hybrid BMT algorithm that maintains the propagation complexity of eager update but relaxes the update conditions even further than lazy update to solve the issue of additional evictions and write-backs and allows for only one dirty eviction per tree level in each authentication.
- Next, specifically for this hybrid algorithm, we develop a dataflow architecture that enables simultaneous processing of multiple in-flight verification requests which was not possible with traditional BMT algorithm. The architecture, while resembling HERMES [15] work, adds write-back engines to handle dirty evictions for relaxed updates.

Even though we compare the HMT subsystem performance against another intermittent BMT logic (lazy update) just on

their own and without other components typically found in a secure system such as encryption engine, these experiments show us the potential throughput difference in a real system when the critical performance is defined by BMT throughput.

## II. TECHNICAL BACKGROUND

Merkle tree and its variants including Bonsai Merkle tree and similar integrity trees have been used in different domains for data/metadata authentication or integrity verification. MT structures have been used for message authentication in blockchain implementations and attack prevention in smart grid systems [6], [7]. There have been notable work with MT-based integrity check in fields like wireless networks [12] and cloud computing [8], [9]. The significance of BMT in hardware security is also noteworthy, especially with the emergence of new technologies like Non-Volatile Memory (NVM) where the ability of data retention after a crash allows an attacker to temper the confidentiality and integrity of stored information before the system can fully recover [1], [14], [18]. Recent FPGA-targeted secure memory systems have been using BMT for verification [16], [17].

It has been shown that with the use of a Merkle tree cache, the performance of verification and update can be enhanced dramatically [4], [11]. There have been two common methods of updating a Merkle tree during integrity verification, called eager and lazy update process respectively [2]. Specifically, the eager update technique involves updating all the tree nodes up to the root node during each counter modification, therefore requiring a lot of memory access since each parent node needs to be brought to the cache during every operation and each of them needs to be written back in the event of a counter write. On the other hand, as described in the chash algorithm [4], the lazy update scheme only modifies the immediate parent of the data/metadata, puts it in the cache and doesn't update its upper level nodes in the hierarchy until it is evicted. Every integrity/update chain will go on until it finds a cached node. If there is a cache hit, the lazy update controller will treat that node as the root and verify/update the children accordingly. Under normal circumstances, a lot of integrity check might not need to go beyond one or two levels above the counter since the parent node might already be in the cache. Thus there will be considerably less number of visits to the main memory for the verification purpose which in turn can boost the throughput notably when compared against eager update technique. Specifically, consider an example (Fig. 1) where some encryption counter needs to be verified by a BMT. For every write to a counter, the eager update process needs to modify all the parent nodes accordingly, including the root. On the contrary, the lazy update scheme (Fig. 1) does not involve accessing the parent nodes as regularly as eager update. This scheme requires the use of a write-back metadata cache.

## III. THREAT MODEL

The threat model for this work is as follows:

- The memory lies in an unprotected region and is susceptible to different hardware-based attacks including splicing, spoofing and replay attacks. It is also possible

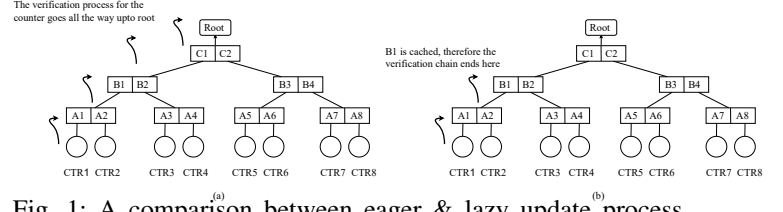


Fig. 1: A comparison between eager & lazy update process where (a) shows eager & (b) shows lazy update. Here the assumption is that the node B1/B2 are cached in the metadata cache

to consider other potential attacks that can be mitigated by a traditional BMT structure.

- Every other component of the system, including the BMT subsystem and the user logic resides within secure region.
- The system only focuses on BMT mechanism. It emphasizes on real-time performance and does not consider crash-consistency or data recovery.

## IV. UNIQUE CHALLENGES WITH RELAXING UPDATES & OUR SOLUTION

Although the lazy integrity check/update is a superior technique over the eager update in terms of performance, its non-deterministic nature during run-time makes it unappealing for a real-time embedded system. Since the lazy update requires the use of a write-back cache, there is a possibility that each verification might cause multiple evictions from the cache and each of these evictions will cause a write-back if the evicted blocks are dirty. Since it is a recursive process, there will be additional verification during these write-backs that might trigger yet more dirty evictions and hence more write-backs. In the worst-case, these recursive chains can go on until all the dirty blocks are evicted from the cache, therefore potentially inducing unbounded latency, which is detrimental to achieving real-time computing performance.

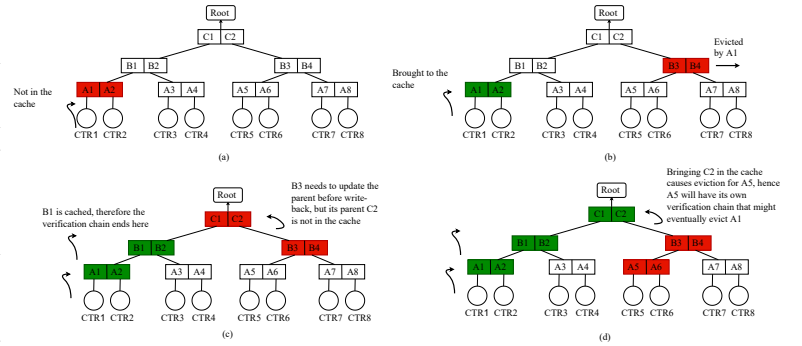


Fig. 2: A depiction of how unbounded evictions might happen during lazy update.

As depicted in Fig. 2, we assume that the CTR1 needs to be modified. In order to perform this operation, the controller needs to fetch its parent and update it. Since its parent A1 is not in the cache, it needs to be fetched from the main memory. However, while fetching and verifying A1, we might see an eviction of node B3 & B4. Let's assume B3 is dirty. Hence, B3 needs to update its parent C2 before being written back to the memory. However, C2 is not present in the cache. While fetching and verifying C2 (and C1 as well), A5 is evicted.

So, now A5 will have its own verification chain since A5 needs to be written back to the memory. But its parent node B3 is no longer in the cache, so it needs to be fetched. But then A1 will be evicted again from the cache. These evictions can continue to go on until there is no longer an eviction of a dirty block. Since there is no real limit on which node can evict which other node, it can go on until all the dirty blocks are evicted from the cache in the theoretical worst-case situation. The worst-case limit for evictions will also scale up with the actual size of metadata cache,  $S/64$ . For example, if we consider a 5-level BMT (excluding the counter and root level) with  $S = 16\text{KBs}$  of unified BMT cache where each cache block is 64B in size, we will have  $16\text{KB}/64\text{B} = 256$  worst-case evictions and as many write-backs and recursive chains during one single read/write request. But if we increase the cache size, this number will go up accordingly. Even though the worst-case scenario is unlikely to happen usually, it is still theoretically possible and it can lower the worst-case performance significantly.

Since the total number of evictions and recursive update/verification chain is very large in the worst case and equals to the size of the cache and also since the evictions don't take place in a deterministic way, *it is very tricky to unroll the lazy verification algorithm into a hardware-friendly form to implement with ASICs and FPGAs*. In fact, maybe the only effective way to use this scheme in FPGAs is to incorporate the method in a high-level language and run it on a real-time processor while using the reconfigurable design elements to support the cache and hashing, as seen in Fig. 3. However, that design choice will introduce immense performance degradation due to the inefficiency of software-based implementation and the additional overhead of processor instructions.

We present a new cache architecture to tackle the aforementioned problem (Fig.3). In one cache subsystem, we introduce multiple parallel caches, each covering one tree level instead of having one unified cache for all the tree levels. The major benefit of having a separate cache for each level is that now the evictions will happen differently. A node from a given level can now only evict another node from the same level. Therefore, an evicted block can no longer evict another block from the same level during its write-back chain. Instead, it can only evict a block from the parent level. Also, since the immediate single child node of the root has its own dedicated cache, it will never be evicted. It will further limit the chances of dirty evictions. This *parallel & split cache design* imposes a deterministic restriction on the number of evictions since the critical bound for total number of evictions during a single counter operation will now only depend on the number of levels (which is usually fixed for a given data size) and not the size of the cache. Furthermore, all these caches in this design access their memory independently. Since they are designated for different levels of the tree, they don't share the same nodes and as such, there is no conflict among them.

For this proposed cache structure, we calculate the total number of worst-case write-back recursive chains or in other

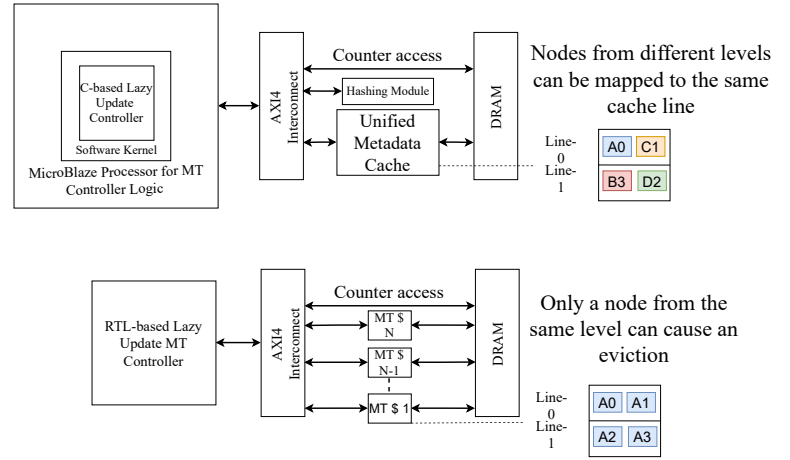


Fig. 3: A possible implementation of the lazy Merkle tree update on soft-core processor (above) and our proposed RTL implementation with partitioned cache (below) words, total number of worst-case evictions due to a counter read or write  $= (2^{(N-1)} - 1) = (2^n - 1)$  where  $n = N - 1$  and  $N$  is the number of tree level. Considering the last example for a 5-level tree, but now with our new cache architecture, we have  $n = 5 - 1 = 4$ . Thus, the upper bound for worst-case evictions  $= 2^4 - 1 = 15$  which is more than  $17x$  reduction compared to the our previous example with a unified cache. Moreover, this number will remain unchanged for a particular level even if the cache size changes. It enables us to properly unroll the recursive loops of the chash algorithm in RTL since now we have a fixed hard bound for the total number of possible recursive chains during a counter read/write request and this number is considerably lower than what would be possible with even a modestly-sized unified cache.

## V. THE HMT ALGORITHM: DESCRIPTION AND THEORETICAL UPPER BOUND

Even though our proposed cache architecture allows for a theoretical upper bound for worst-case recursive chains due to dirty evictions that is independent of the cache size, it shows a non-linear increase in the number of worst-case write-backs with an increase in number of tree levels. This aspect of the design makes it very difficult for the MT subsystem to scale up with the number of levels without making significant changes in the existing design. Also, even though the base lazy update algorithm can now be unrolled and realized on hardware with Hardware Description Language (HDL) thanks to our proposed cache structure, its sequential workflow only enables one integrity check process at a time. As a result, some blocks in the execution path can remain idle for most part of the operation even when they can process new requests. To solve these problems, we propose a new hybrid and hardware-efficient algorithm called HMT. HMT is primarily based on lazy update technique but differs in two areas - (1) An update to an unverified node no longer requires a verification of the said node, instead it is updated directly in the memory. Therefore update and verification functionalities are now independent from each other, (2) Instead of bringing in an unverified node to the cache, then verifying and updating it, this new algorithm updates all the upper level nodes in the

```

1:  $L$  : Current BMT level
2:  $N$  : BMT height
3:  $M$  : Verification mask for all levels
4:  $H$  : Cache hit flag
5: while Counter channel is not empty do
6:   if Dirty eviction from level  $L$  then
7:      $D_{L+1} \leftarrow$  Read data from parent  $L+1$ 
8:      $O_{L+1} \leftarrow$  Read offset from parent
9:   if  $H_{L+1}$  hit then
10:    Update parent in the cache
11:    Write  $C_L$  to memory
12:    return Success
13:   else
14:    Update parent(s) in the memory
15:  until a hit
16:  Update cached parent
17:  return Success
18: else if Counter update request then
19:    $D_{L+1} \leftarrow$  Read data from channel  $L$ 
20:    $O_{L+1} \leftarrow$  Read offset from channel  $L$ 
21:   if  $H_{L+1}$  hit then
22:    Update parent in the cache
23:    return Success
24:   else
25:    Update parent(s) in the memory
26:  until a hit
27:  Update cached parent
28:  return Success
29: else if Counter verification request then
30:    $D_{L+1} \leftarrow$  Read counter
31:    $M_{L+1} \leftarrow 1$ 
32:   for  $l \leftarrow L$  to  $N$  do
33:     if  $H_l \neq 1$  then
34:        $D_{L+1} \leftarrow$  Read data from
35:       channel  $l$ 
36:        $M_l \leftarrow 1$ 
37:     else
38:        $M_l \leftarrow 0$ 
39:     end if
40:   end for
41:   return VERIFICATION (D,O,M)
42: end if
43: end while
44:
45: function V(E)RIFICATION(D,O,M)
46:   for  $l \leftarrow L+1$  to  $N-1$  parallel do
47:     if  $M_l$  and  $H(D_L) \neq D_{l-1}(O_{l-1})$ 
48:       then
49:         return Error
50:       end if
51:     end for
52:   return Success
53: end function

```

Fig. 4: HMT Algorithm

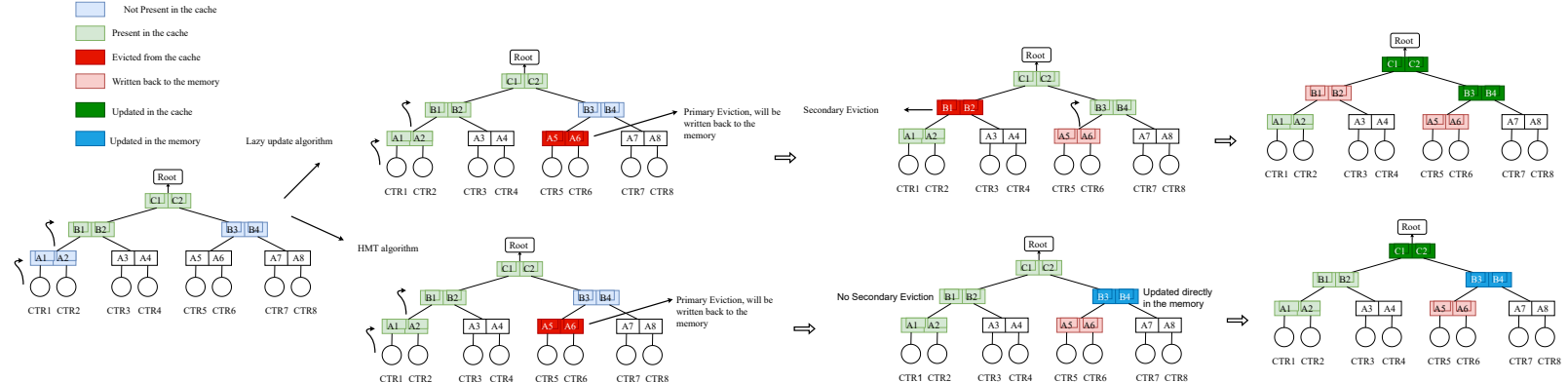


Fig. 5: HMT algorithm compared against lazy update algorithm

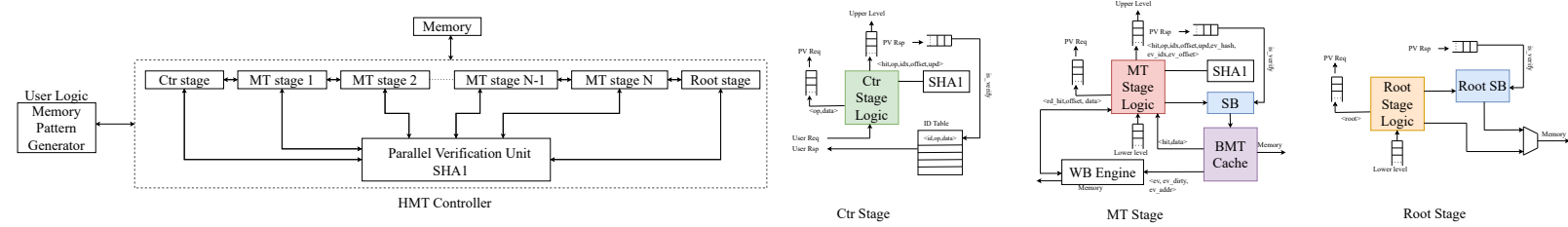


Fig. 6: HMT Controller with different compute stages

memory until it hits a cached node. This process does not involve bringing any nodes to the cache, therefore it eliminates any secondary evictions that might have happened due to the write-back chains of primary evictions. Let's consider a verification of counter 1 with our aforementioned partitioned cache structure (Fig. 5). As the request for parent node A1&A2 incurs a cache miss, it needs to be verified by comparing its hash against cached B1&B2 node and then stored in the cache. However, bringing A1&A2 to the cache causes a dirty eviction of A5&A6. Now, according to lazy update method, this eviction requires updating the parent node B3&B4 before the evicted node can be written back to the memory. Since B3&B4 is not cached, it is needed to be read from memory, verified and then put in the cache before this update. But doing so results in a dirty eviction of B1&B2. This eviction will then have its own write-back chain that involves updating C1&C2 node. On the other hand, our hybrid algorithm

just requires updating the parent node, no authentication is needed even if the node doesn't reside in the cache. In this case, B3&B4 is directly updated in the memory. Since the node is not brought to the cache, its parent cached node will also be updated. But unlike lazy update, there will no longer be any more evictions engendered by a previous write-back. Therefore, we will only have the primary evictions caused by the original verification chain of a counter. Since each cache level allows for only one eviction per operation, the number of worst-case evictions will be equal to the number of tree level. Also, updating a counter will no longer involve any evictions since it will follow our hybrid update policy. Therefore, instead of the overhead of  $(2^{(N-1)} - 1)$  like in the case of lazy BMT, a N-level HMT-based BMT with our parallel cache subsystem will have an upper bound of only N write-backs for counter verification and 0 write-backs for counter update. This upper bound now follows a very linear and direct correlation with

the number of BMT levels.

The write-back mechanism will follow the relaxed update process before writing an evicted block into the memory and just like the update, it won't require any verification of the parent blocks. We have also made concurrent verification of multiple metadata blocks a part of our proposed algorithm. Hence we have a combined framework for verification and a relaxed update propagation, both of which are independent processes under our new algorithm.

## VI. HMT CONTROLLER DESIGN

The presence of *independent parallel authentication and relaxation of the update requirements* in HMT algorithm enable us to use a dataflow architecture for HMT controller. This architecture allows for a separate compute stage for each of the tree level and every stage can accept a new request as soon as it finishes the current task. None of the stages will have to wait for the complete verification of a counter before they can start working on the integrity check for the next counters. Hence it will enable multiple parallel counter verification which was not supported by original lazy update techniques. Our proposed HMT controller supports three different compute stages, just like HERMES controller [15] - one for counter stage, one for root stage and  $N$  identical BMT stages where  $N$  is the number of tree levels. Each of the BMT stages are designed to perform the same set of tasks - verification, update and write-back. Since counter and root levels are fixed, a BMT with random size can be easily supported by simply varying the number of BMT stages. A parallel verification unit is connected to all the stages (Fig. 6). Each of the MT stages use a speculative buffer (SB) to store the unverified data during an ongoing verification and the stored node can be used for subsequent operations in the meantime. These nodes will be written to the cache once the said verification is done. Unlike HERMES, our design also includes a Write-Back (WB) engine that allows the write-back of a node during a dirty eviction from a particular level while allowing for other compute levels to work simultaneously. The addition of WB engine makes any relaxed algorithm including HMT to work with this dataflow architecture.

## VII. EXPERIMENTAL SETUP & RESULTS

The experimental setup for testing our design (Fig. 5) includes a benchmark module similar to Shuhai [13] and based on the Repetitive Sequential Traversal (RST) access pattern (We call it RSTBenchmark) and a MicroBlaze soft-core processor to control the benchmark IP. Since we emphasize on the MT performance in this paper, only BMT subsystem is tested separately. The BMT system consists of BMT controller and our proposed parallel BMT caches. We test the HMT system against a RTL-based lazy update BMT system under the same setup. All the connections except the connection between the HMT controller and BMT caches are AXI-based link. Both the lazy BMT and HMT controller uses the same cache subsystem. A Xilinx U200 FPGA accelerator card is used to test our design. The BMT size for both the BMT subsystem is set to 3 levels and they can protect upto 2MBs

of data. Since each tree level has its own cache, they are set to different (1KB L1 + 448BL2 + 64B L3) sizes to have a combined BMT cache size of 1.536KB. All the BMT caches are 4-way set associative write-back caches. The BMT structure under test is a 8-ary tree with 64 bytes of node size. We also test an insecure system that relies on a direct counter access to the memory without any BMT authentication.

	LUT	Flip-flop	BRAM Tile
Lazy Update Controller	60860(2.8%)	65922(3.5%)	37.5(1.7%)
HMT Controller	107318(9.1%)	115581(4.9%)	0(0%)
Benchmark	1602(0.1%)	1342(0.1%)	0(0%)
BMT Cache	8974(0.76%)	5711(0.24%)	0(0%)

TABLE I: Hardware resource utilization numbers for the test setup

We use variable memory stride lengths in our benchmark to reduce metadata locality as the accesses with larger strides will ensure more misses in the BMT caches of lower levels. The HMT controller is essentially a fully pipelined design and as such, can handle multiple incoming requests even before the completion of previous authentications. Also, the use of SB ensures speculative operations based on the nodes currently under authentication which is especially helpful for applications with good data locality. As a result, HMT demonstrates upto 7x read and 5x more write throughput improvements (Fig. 7) over baseline (lazy update). However, even with these performance enhancements, there is still room for improvement compared to the bandwidth of the insecure system in Fig. 7. Due to its unique nature of update, we assume that the write performance of HMT largely relies on cache size instead of stride length of the access. On the other hand, the read throughput drops with the higher stride lengths as the HMT encounters more read misses. However, the stride size of  $2^{15}$  unexpectedly provides better performance and we assume it's due to additional hits in SB.

For latency measurement, we create custom access patterns with specific addresses that would ensure BMT cache hits in different levels. 'mt0', 'mt1' and 'mt2' indicates a cache hit in first, second and third level respectively while 'all Miss' represents a cache miss in every level. We name the BMT structure in a way such that the first level indicates the parent level of counter level, the second level is the grandparent level and so on. The combination of our new HMT algorithm and dataflow architecture results in noticeable improvement of the latency for both read and write. As each compute stage in HMT controller can be activated individually and there's no additional wait time involved, they can hide the memory access and hash latency effectively. The read or verification pipeline in HMT controller reduces the overhead of multiple hash latency to approximately one single hash latency by leveraging parallel verification module. On the other hand, while the lazy update controller breaks down the algorithm into different operations, some of the elements in the datapath remains stalled during particular parts of the algorithm. Our RTL lazy MT speculatively pre-fetches requests for hiding



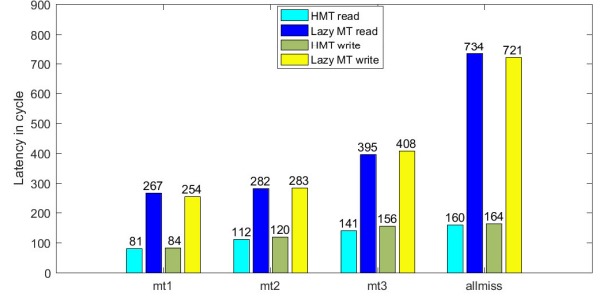
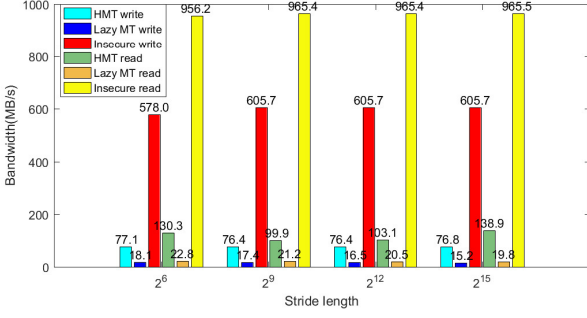


Fig. 7: Read & write throughput of HMT against the insecure and lazy update system(left), write & read latency comparison between Lazy update and HMT controller for hits in different levels of BMT caches(right)

The performance and latency difference between lazy BMT and HMT subsystems depict a notable improvement for the MT authentication due to algorithmic and architectural changes in MT controller. However, these results are valid in a real-time system as well when the system performance is characterized by MT verification. In such cases, the throughput of two systems where only BMT controller is different (One using lazy update and the other HMT) will demonstrate a performance profile similar to our individual test cases provided the system can support the parallel operations of HMT. For example, if a parallel embedded secure memory system uses AES CTR mode encryption and MAC-based data integrity protection with a counter cache, the system will rely on a BMT subsystem to protect the encryption counters that are used for encryption. Since the HMAC is generated on encrypted data, the write latency of the system will be characterized by  $T_{syswr} = \max(T_{aes}, T_{hmac}) + T_{mtwr}$  and the read latency will be  $T_{sysrd} = T_{aes} + T_{hmac} + T_{mtrd}$ . If two such systems are only differentiated by the MT, all the other components support parallel/pipelined execution of data requests and the application has a sparse locality requiring the MT to be activated most of the time, then  $T_{mt}$  will determine the critical bottleneck. The speedup for the HMT-based system against lazy update system can be written as read speed-up  $S_{sysrd} = T'_{hmtrd}/T_{lazyrd} = (T'_{noderd} + \max(T'_{nodestore}, T'_{verify}) + T'_{wb})/(T_{noderd} + T_{verify} + T_{nodestore} + T_{wb})$ , and write speed-up  $S_{syswr} = T'_{hmtwr}/T_{lazywr} = (T'_{noderd} + \max(T'_{sbupdate}, T'_{cacheupdate}, T'_{memupdate}))/(\max(T_{verify+update}, T_{nodestore}) + T_{wb})$ . For counter read scenario, node access latency for both the MT subsystems are similar during a MT cache miss. However, the HMT latency,  $T'_{noderd}$  is lower for a hit in the SB as the lazy

MT doesn't use a SB. The verification latency for HMT,  $T'_{verify}$  is equates to one hash latency due to the parallel verification process and can be overlapped with the latency of storing the node in the cache. This latency should not increase much with the length of the verification/update chain since all the nodes will be verified together. This scenario is not true for lazy MT as the  $T_{nodestore}$  is in the critical path during cache misses. The combination of  $T_{verify}$  &  $T_{nodestore}$  increases even further for bigger verification chains, as the critical path will be longer. The most notable improvement for HMT read comes from  $T'_{wb}$  where only N worst-case write-backs can happen for a single counter request as opposed to  $(2^{(N-1)} - 1)$  for lazy MT. For write access, the absence of  $T'_{wb}$  should also make a big difference since the HMT write doesn't incur any evictions. HMT also doesn't require verification of a missed parent node in the cache, hence  $T'_{memupdate}$  should be devoid of additional hash latency caused by  $T_{verify+update}$  for extra verification in lazy update during write misses. Even though we don't consider write-backs for latency comparison in Fig.7, the regular accesses support our claims from the aforementioned model and shows a steady decrease of comparative latency overhead for HMT during longer verification/update chains. Hence, the latency reduction in a HMT-based system should show even further improvements according to our model as a real system will include different write-back corner cases. However, this model is most applicable for the cases where the system application exhibits very low data locality such as in the cases for an AI or random compute workload. A sequential access dependent application will experience regular hits in the counter cache and might not activate the MT subsystem often, so the difference between aforementioned two systems might not be as obvious.

## VIII. CONCLUSION

With both algorithmic improvements and hardware innovations, we have developed a novel BMT update algorithm to facilitate a dataflow architecture for BMT verification with intermittent propagation. This new MT framework not only improves the performance over the existing similar BMT technique but also makes the design and nature of the BMT propagation very hardware-efficient and suitable for FPGA-based heterogeneous and embedded systems. Experimental results also provide evidence to our claims and we plan to

extend the framework to support integration with other state-of-the-art BMT designs in the future.

## REFERENCES

- [1] Mazen Alwadi, Kazi Zubair, David Mohaisen, and Amro Awad. Phoenix: Towards ultra-low overhead, recoverable, and persistently secure nvm. *IEEE Transactions on Dependable and Secure Computing*, 2020.
- [2] Amro Awad, Mao Ye, Yan Solihin, Laurent Njilla, and Kazi Abu Zubair. Triad-nvm: Persistency for integrity-protected and encrypted non-volatile memories. In *Proceedings of the 46th International Symposium on Computer Architecture*, pages 104–115, 2019.
- [3] Reouven Elbaz, David Champagne, Catherine Gebotys, Ruby B Lee, Nachiketh Potlapally, and Lionel Torres. Hardware mechanisms for memory authentication: A survey of existing techniques and engines. *Transactions on Computational Science IV*, pages 1–22, 2009.
- [4] Blaise Gassend, G Edward Suh, Dwaine Clarke, Marten Van Dijk, and Srinivas Devadas. Caches and hash trees for efficient memory integrity verification. In *The Ninth International Symposium on High-Performance Computer Architecture, 2003. HPCA-9 2003. Proceedings.*, pages 295–306. IEEE, 2003.
- [5] Michael Henson and Stephen Taylor. Memory encryption: A survey of existing techniques. *ACM Computing Surveys (CSUR)*, 46(4):1–26, 2014.
- [6] Hongwei Li, Rongxing Lu, Liang Zhou, Bo Yang, and Xuemin Shen. An efficient merkle-tree-based authentication scheme for smart grid. *IEEE Systems Journal*, 8(2):655–663, 2013.
- [7] Luon-Chang Lin and Tzu-Chun Liao. A survey of blockchain security issues and challenges. *Int. J. Netw. Secur.*, 19(5):653–659, 2017.
- [8] Jian Mao, Yan Zhang, Pei Li, Teng Li, Qianhong Wu, and Jianwei Liu. A position-aware merkle tree for dynamic cloud data integrity verification. *Soft Computing*, 21(8):2151–2164, 2017.
- [9] Arun Prasad Mohan, Angelin Gladston, et al. Merkle tree and blockchain-based cloud data auditing. *International Journal of Cloud Applications and Computing (IJCAC)*, 10(3):54–66, 2020.
- [10] Brian Rogers, Siddhartha Chhabra, Milos Prvulovic, and Yan Solihin. Using address independent seed encryption and bonsai merkle trees to make secure processors os-and performance-friendly. In *40th Annual IEEE/ACM International Symposium on Microarchitecture (MICRO 2007)*, pages 183–196. IEEE, 2007.
- [11] G Edward Suh, Dwaine Clarke, Blaise Gassend, Marten Van Dijk, and Srinivas Devadas. Efficient memory integrity verification and encryption for secure processors. In *Proceedings. 36th Annual IEEE/ACM International Symposium on Microarchitecture, 2003. MICRO-36.*, pages 339–350. IEEE, 2003.
- [12] Zemin Sun, Yanheng Liu, Jian Wang, Fang Mei, Weiwen Deng, and Yuming Ge. Non-cooperative game of throughput and hash length for adaptive merkle tree in mobile wireless networks. *IEEE Transactions on Vehicular Technology*, 68(5):4625–4650, 2019.
- [13] Zeke Wang, Hongjing Huang, Jie Zhang, and Gustavo Alonso. Benchmarking high bandwidth memory on fpgas. *arXiv preprint arXiv:2005.04324*, 2020.
- [14] Mao Ye, Clayton Hughes, and Amro Awad. Osiris: A low-cost mechanism to enable restoration of secure non-volatile memories. Technical report, Sandia National Lab.(SNL-NM), Albuquerque, NM (United States), 2018.
- [15] Yu Zou, Amro Awad, and Mingjie Lin. Hermes: Hardware-efficient speculative dataflow architecture for bonsai merkle tree-based memory authentication. In *2021 IEEE International Symposium on Hardware Oriented Security and Trust (HOST)*, pages 203–213. IEEE, 2021.
- [16] Yu Zou and Mingjie Lin. Fast: A frequency-aware skewed merkle tree for fpga-secured embedded systems. In *2019 IEEE Computer Society Annual Symposium on VLSI (ISVLSI)*, pages 326–331. IEEE, 2019.
- [17] Yu Zou, Kazi Abu Zubair, Mazen Alwadi, Rakin Muhammad Shadab, Sanjay Gandham, Amro Awad, and Mingjie Lin. Ares: Persistently secure non-volatile memory with processor-transparent and hardware-friendly integrity verification and metadata recovery. *ACM Transactions on Embedded Computing Systems (TECS)*, 21(1):1–32, 2022.
- [18] Kazi Abu Zubair and Amro Awad. Anubis: ultra-low overhead and recovery time for secure non-volatile memories. In *Proceedings of the 46th International Symposium on Computer Architecture*, pages 157–168, 2019.