

# Just Fine-tune Twice: Selective Differential Privacy for Large Language Models

Weiyan Shi<sup>1</sup>, Si Chen<sup>2</sup>, Chiyuan Zhang<sup>3</sup>, Ruoxi Jia<sup>2</sup> Zhou Yu<sup>1</sup>

Columbia University<sup>1</sup>, Virginia Tech<sup>2</sup>, Google Research<sup>3</sup>

ws2634@columbia.edu, chensi@vt.edu, chiyuan@google.com,  
ruoxijia@vt.edu, zy2461@columbia.edu

## Abstract

With the increasing adoption of NLP models in real-world products, it becomes more and more important to protect these models from privacy leakage. Because private information in language data is sparse, previous research formalized a Selective-Differential-Privacy (SDP) notion to provide protection for sensitive tokens detected by policy functions, and prove its effectiveness on RNN-based models. But the previous mechanism requires separating the private and public model parameters and thus cannot be applied on large attention-based models. In this paper, we propose a simple yet effective just-fine-tune-twice privacy mechanism to first fine-tune on in-domain redacted data and then on in-domain private data, to achieve SDP for large Transformer-based language models. We also design explicit and contextual policy functions to provide protections at different levels. Experiments show that our models achieve strong performance while staying robust to the canary insertion attack. We further show that even under low-resource settings with a small amount of in-domain data, SDP can still improve the model utility. We will release the code, data and models to facilitate future research.

## 1 Introduction

With the rapid advancement in natural language processing (NLP), it has become increasingly important to protect NLP models from leaking private information. Previous work has attempted to tackle this challenge by applying differential privacy (DP) on these models (Li et al., 2021; Yu et al., 2021a). However, canonical DP notion suffers from *limited user control* and *low utility*, as it protects the entirety of a training example (e.g., one sentence or text sequence in NLP) regardless of users’ privacy preference, and therefore tends to be overly pessimistic when only partial information in a training example is sensitive. This problem is particularly pertinent in NLP because NLP training data are

often mixed with sparse domain-dependent private information, and not all tokens need to be protected. For example, for the sentence “My SSN is 123-45-6789”, only the last tokens with the actual SSN number need to be protected.

To address this issue, Shi et al. (2021) previously proposed a new notion of Seletive-DP (SDP) to protect privacy selectively for sensitive tokens defined by the data owner. Although SDP allows for flexible policy functions to protect various private information, their studied policy functions only identify explicit private information such as name, and cannot locate sensitive context such as “I got a divorce” which is common in language. Moreover, the proposed privacy mechanism requires substantial knowledge about the model to separate the private variables from the public variables, which is not feasible for large NLP models such as Transformers. These constraints limit the the scalability and applicability of SDP in real-world scenarios.

Large language models (Vaswani et al., 2017) have achieved tremendous success in NLP. These large models are pretrained on massive amount of public textual data, and thus excel at capturing general language structure. A common practice in NLP nowadays is to fine-tune these large language models (LLM) on downstream tasks. Such a fine-tuning process also works well under the private training context. Previously, Yu et al. (2021a) showed that privately fine-tuning an additional small set of parameters on top of these large models on private data can achieve close-to-public performance. Inspired by their findings, in this paper, we propose a two-phase fine-tuning privacy mechanism, *Just fine-tune twice*, to achieve SDP for large language models. Instead of directly using off-the-shelf models to fine-tune, we first apply the policy functions on the downstream task to redact the in-domain data, then publicly fine-tune the model on these redacted data, and lastly privately fine-tune it on the original private data. This additional redacted-fine-tune step

allows the model to directly learn information from the in-domain data and thus leads to a better model initialization for the second private-fine-tune step. We further show that even with a small amount of in-domain redacted data, SDP can still achieve better utility than canonical DP.

Our contributions are as follows. First, we propose an effective and generalizable privacy mechanism to achieve Seletive-DP for large languages models for various NLP tasks. Second, we design policy functions of different privacy levels, explicit and contextual, and study their implications on the models. Besides, we achieve state-of-the-art model utility and privacy tradeoffs and approach even closer to non-private models compared to previous methods. We also implement attacks and provide insights on model protection. Moreover, we show promising results for SDP under low-resource settings .

## 2 Preliminary

Seletive-DP (SDP) (Shi et al., 2021) notion is preliminary of this study and we describe it here. First, SDP relies on a policy function  $F$  that defines the sensitive attributes in the training example.

**Definition 1.** (*Policy Function*). A policy function  $F : \tau \rightarrow \{0, 1\}^{n_r}$  decides which attributes of a record  $r \in \tau$  are public ( $F(r)_i = 1$ ) or private ( $F(r)_i = 0$ ).  $n_r$  is the total number of attributes in  $r$ , and  $n_r$  depends on the record and is not constant.

With  $F$ , SDP defines  $F$ -Neighbors.

**Definition 2.** (*F-Neighbors*).  $F$  is a policy function and  $D, D'$  are two datasets.  $D'$  is a  $F$ -neighbor of  $D$  if and only if  $\exists r \in D$  s.t.,  $F(r)$  has at least one private attribute,  $\exists r' \in D'$  s.t.,  $F(r)$  and  $F(r')$  differ by at least one private attribute, and  $D' = D \setminus \{r\} \cup \{r'\}$ . We denote  $D' \in N_F(D)$ .

Under the context of NLP, each data record is a training example in NLP tasks (e.g., phrase, sentence, paragraph dependent on the task) and attributes are the individual tokens. Given the  $F$ -Neighbors definition, the dataset with “My ID is 123” and the dataset with “My ID is 456” are neighboring datasets (because except for the actual ID number, the other tokens are exactly the same); but the datasets with “Hi there” and the dataset with “Hello there” are not  $F$ -neighbors because although they differ by a word, the word they differ is not private. Similar to traditional DP, SDP guarantees that F-neighbors cannot be distinguished by

the attackers.

**Definition 3.** (*Selective Differential Privacy*). Under a policy function  $F$ , a randomized algorithm  $\mathcal{M} : \mathcal{D} \rightarrow \mathcal{R}$  satisfies  $(F, \epsilon, \delta)$ -selective differential privacy if for  $\forall D, D' \in N_F(D)$ , and  $\forall T \subseteq \mathcal{R}$ ,  $\Pr[\mathcal{M}(D) \subseteq T] \leq e^\epsilon \Pr[\mathcal{M}(D') \subseteq T] + \delta$ .

## 3 Policy Functions of Different Levels

Policy functions play an important role in SDP as they determine the private information to protect. Typical private information includes personal-identifiable information (PII) such as name, birthday and emails. But as pointed out in Brown et al. (2022), one key challenge in NLP is that the private information often relates to the semantic meaning and is contextual. For example, none of the tokens in “I got a divorce”, are PII by themselves, but combined together, the semantics of the sentence reveals sensitive personal information. In this section, we describe generalizable policy functions that protect information at difference levels.

Policy function	What are you going to do about the custody of the kids?	Did you hear Alice is getting divorced?
Low entity	What are you going to do about the custody of the kids?	Did you hear <PERSON> is getting divorced??
High entity	What are you going to do about the custody of the kids?	Did you hear <PERSON> is getting divorced??
Low contextual	<PRON> are <PRON> going to do about <OBJ> of the <OBJ>?	Did <PRON> hear <PROPN> is getting divorced??
High contextual	<PRON> are <PRON> <VERB> to <VERB> about <OBJ> of the <OBJ>?	Did <PRON> <VERB> <PROPN> is getting <VERB>??

Table 1: Results of different policy functions on the two example sentences from Brown et al. (2022) that implicitly reveal Alice is getting a divorce.

Previous works have build large amounts of NLP tools for us to understand language. So we utilize off-the-shelf NER, dependency parser, and POS tagger in spaCy (Honnibal and Montani, 2017), to determine the role of each token and build the following policy functions to address privacy constraints at different levels. Brown et al. (2022) presented a representative dialogue between Alice and Bob about Alice getting divorced. We apply our policy functions to sanitize two sentences from the dialogue, to qualitatively show their protection level. The results are in Table 1.

**Low entity** detects four named entities (person, organization, date and geopolitical entities) as sensitive information. If we apply this policy func-

tion, “Did you hear Alice is getting divorced?” will become “Did you hear <PERSON> is getting divorced?” and the attackers only know about the divorce but cannot know who.

**High entity** masks all available entities in spaCy including the four above and more such as cardinal entity and event entity.<sup>1</sup>

The two policy functions above rely on named entities, so they are more explicit compared to the two below, which consider the overall sentence structure and thus are more contextual.

**Low contextual** masks all possible entities plus proper nouns, pronouns, and sentence subject and objects. This policy function drastically increases the privacy level: we cannot get any useful information from the first example in Table 1. We can still know something about divorce from the second example but cannot know who is getting divorced.

**High contextual (stress-test)** We further develop this high contextual policy function to stress-test our SDP model. In addition to masking all the tokens detected by the low contextual policy function, the high contextual policy function further masks all the detected verbs in the sentences. It increases the privacy level even further and we cannot learn anything from both the sanitized examples.<sup>2</sup>

As shown in Table 1, these policy functions tend to over-sanitize the sentences. We note that human language is diverse, and private information can happen in various forms. So instead of designing sophisticated algorithms with high precisions, we intentionally rely on common NLP tools to build easy-to-use domain-agnostic policy functions with *high recalls* to protect user privacy as much as possible, and to stress-test the SDP notion. SDP models with over-redacted provide a performance lower bound. As we will show later in the experiments, even with over-redacted, SDP models still achieve good performance.

We also note that building policy functions is orthogonal to our SDP study. Combined with higher-precision policy functions, SDP models can achieve even better results.

It’s also worth noting that we design these policy functions based on the PII defined by the US Department of Labor at <https://www.dol.gov/general/ppii>, but SDP allows flexible policy

<sup>1</sup>For the full list, see <https://spacy.io/usage/linguistic-features#named-entities>.

<sup>2</sup>Note that “divorced” is actually an adjectives in the example, but this is a common mistake by the NLP tools, and since it’s over-redacted, we consider it acceptable.

functions and other types of tokens like adjective, adverb, and so on could also be detected and protected as sensitive. In our experiments, we use the design policy functions as representative examples to study their effects.

## 4 JFT: Just fine-tune Twice

Figure 1 shows JFT, a two-phase privacy mechanism to achieve SDP for large language models. In the first *redacted-fine-tune* phase, we redact the private data and fine-tune the model on the redacted data with a public optimizer to obtain an in-domain redacted model. In the second *private-fine-tune* phase, we further fine-tune the redacted model from phase one on the private data with a private optimizer to realize Selective-DP.

**Phase 1: redacted-fine-tune.** JFT is built upon the observation that public portion of the in-domain data doesn’t require protection and can be utilized in various ways to help the model learn in-domain information better. In this phase, we apply the policy function  $F$  to sanitize and redact the private data  $D$  and obtain a redacted in-domain data  $D'$ . Then we fine-tune the off-the-shelf language model on the redacted  $D'$  with a public optimizer such as SGD or Adam (Kingma and Ba, 2014) in a regular public fashion. This step allows the model to directly learn information from the public portion of the in-domain data and thus leads to a better model initialization for the second private-fine-tuning phase to begin with. Note that the model obtained from this phase is also a privacy-preserving model as we redacted all the private information and we refer to it as the “redacted model”.

**Phase 2: private-fine-tune.** In the second phase, we initialize the model with the “redacted model”, and fine-tune it with the original private data  $D$  and a private optimizer (e.g., DPSGD). The resulting model is SDP-protected.

Different from the privacy mechanism in Shi et al. (2021), such a just-fine-tune-twice mechanism doesn’t require specific knowledge about the models or the tasks, and therefore can be easily applied to different models such as GPT2 (Radford et al., 2019) and Roberta (Liu et al., 2019), and different tasks such as language generation and natural language understanding.

**Practical implementation.** In practice, the policy functions replace the sensitive information with artificial special tokens such as “<SSN>” and “<NAME>”. But these tokens don’t appear in

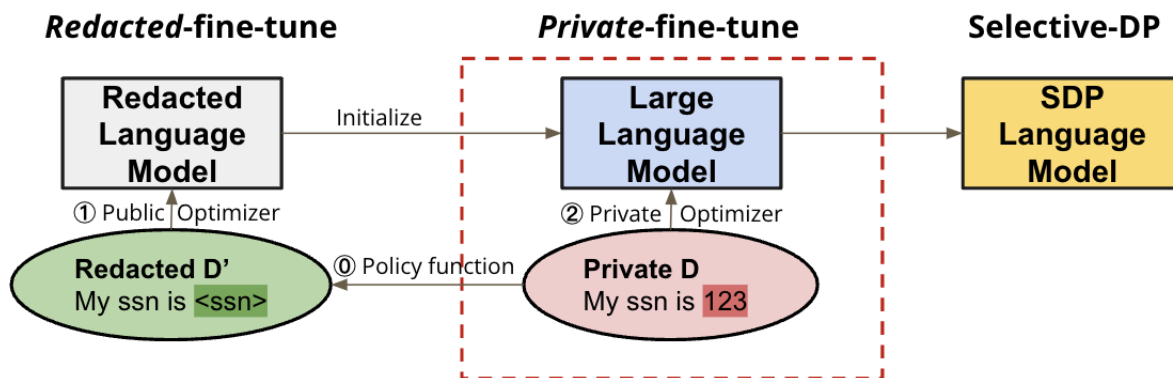


Figure 1: The two-phase JFT mechanism. As pre-processing, we apply the policy function  $F$  to redact the private data  $D$  and obtain the redacted data  $D'$  without private information. Next, we first fine-tune the language model on the redacted  $D'$  with a public optimizer (e.g., SGD) to obtain a public model. Then we fine-tune the model again on the private data  $D$  with a private optimizer (e.g., DPSGD) to achieve an SDP-protected model.

the validation or test set and thus inserting them will skew the training data distribution and lead to inferior results, especially when the sensitive token portion is high. In our experiments, we mask the detected sensitive information with the same “<mask>” token and ignore this special token in the loss calculation. In this way, for models with existing “<mask>” token, we can utilize the existing embedding; for models without “<mask>”, the model only needs to learn one additional special embedding. This improves the validation perplexity from 64.82 to 38.66 for the redacted GPT2 model with the low contextual policy function.

## 5 Experiments

We conduct our experiments on two NLP tasks: 1) natural language understanding (NLU, on GLUE) and 2) language generation (on Wikitext-2 and ABCD). Here are the dataset details.

**GLUE** (Wang et al., 2018) is a widely-used multi-task benchmark dataset for NLU. It contains sensitive information like names, dates, etc.

**Wikitext-2** (Merity et al., 2017) contains articles from Wikipedia with private information such as name, location, dates, etc. Radford et al. (2019) mentioned that they removed Wikipedia entries from the training data and also evaluated the models on Wikipedia data, so we are safe from the “evaluating on the training data” situation.

**ABCD** (Chen et al., 2021) is a human-human task-oriented dialogue dataset in the customer service domain. It contains many real-world scenarios with user private information such as names, addresses, order IDs, etc.

**Model details.** We use Roberta (Liu et al., 2019)

for the NLU classification task and GPT2 (Radford et al., 2019) for the language generation task, and . Due to computational constraint, we use Roberta-base and GPT2-small for the experiments. We use DPSGD implementation in Li et al. (2021) to save computation. Based on previous study (Li et al., 2021; Yu et al., 2021a), larger models usually achieve better results and thus we make the safe assumption that larger SDP models will achieve even better performances.

In the experiments, we aim to answer the following questions: 1) How does SDP compare to a model without any DP protections? 2) How does SDP compare to a model with traditional DP protection? 3) The two fine-tune phase in JFT produces one privacy-preserving redacted model and one SDP-protected model. How does the redacted model perform on different tasks, and can the SDP-protected model further improve the redacted model across tasks? We design the following baselines to answer these questions.

**Baselines.** We have two baselines, one without DP protection (denoted as “No-DP”), and the other trained with DPSGD to achieve traditional DP notion (denoted as “DPSGD”). We also present the utility of the redacted models (denoted as “redacted”).

## 6 Results

### 6.1 Natural Language Understanding

Table 2 shows the results on GLUE. “Portion” shows the percentage of tokens marked as sensitive by the corresponding policy function.  $\epsilon$  shows the privacy budget, the lower the better. For private models, we need to compare the model utility



		MNL			QQP			QNLI			SST-2		
Model	Policy function	Portion	acc	$\epsilon$	Portion	acc	$\epsilon$	Portion	acc	$\epsilon$	Portion	acc	$\epsilon$
No-DP	-	-	87.60	-	-	91.90	-	-	92.80	-	-	94.8	-
DPSGD	-	-	82.10	2.52	-	85.41	2.52	-	84.62	2.00	-	86.12	1.73
redacted	low entity	6.09%	86.67	-	6.05%	88.74	-	12.19%	89.64	-	1.79%	93.58	-
SDP	low entity	6.09%	85.74	0.92	6.05%	88.19	2.58	12.19%	89.57	2.37	1.79%	92.09	2.06
redacted	high entity	8.63%	86.50	-	8.30%	88.36	-	17.18%	88.96	-	3.01%	93.58	-
SDP	high entity	8.63%	85.61	0.99	8.30%	88.05	2.58	17.18%	<b>89.35</b>	2.37	3.01%	92.20	2.12
redacted	low contextual	31.19%	85.14	-	32.61%	85.59	-	35.68%	85.30	-	22.19%	92.55	-
SDP	low contextual	31.19%	85.02	1.23	32.61%	<b>87.00</b>	2.41	35.68%	<b>87.99</b>	2.52	22.19%	92.43	2.17
redacted	high contextual	44.27%	83.23	-	45.93%	83.47	-	45.59%	82.81	-	38.13%	91.86	-
SDP	high contextual	44.27%	<b>84.11</b>	1.18	45.93%	<b>86.42</b>	2.67	45.59%	<b>87.06</b>	2.41	38.13%	91.17	2.17

Table 2: Model utility and privacy guarantee on GLUE. **portion**: the % of tokens detected as sensitive. **acc**: accuracy.  $\epsilon$ : privacy guarantee.  $\delta=1e-5$ . The models in bold are better than the redacted models using the same policy function.

under similar privacy budget.

Table 2 shows that under a similar privacy budget, all the SDP-protected models achieve better performance than the DPSGD model, even when over 40% tokens (all the entities, subjects and objects, proper nouns and pronouns, and verbs) are masked.

Another observation is that for all the tasks, all the redacted models achieve reasonable performance, even when large portion of tokens are sanitized. For example, the redacted model with the high contextual policy function is better than DPSGD for the MNL task (83.23 vs 82.10, 44.27% redacted) and the SST-2 task (91.86 vs 86.12, 38.13% redacted). This shows that the detected sensitive tokens don’t play a dominant role in these tasks, and we can achieve privacy-preserving high-utility models by simply redacting the training data. This confirms our motivation for SDP that when building private NLP models, we shouldn’t blindly protect all the tokens on the same level regardless of their properties, but instead we should think about whether the sensitive information will impact the corresponding task. If not, we can simply redact them to build private models.

We observe that if the SDP model can improve the redacted model depends on the task. For the SST-2 on sentiment analysis, the private-fine-tune step doesn’t improve the redacted model. This is because, all the redacted models achieve a high accuracy (even the worst accuracy is 91.86%, only a 2.94 drop from the SOTA public model with an accuracy of 94.8%), and thus fine-tuning on the private tokens with noisy gradients from DPSGD is not enough to close such as small gap. We plan

to employ more sophisticated methods to denoise the noisy gradients in the second private-fine-tune step to further close the gap.

But for tasks with a bigger gap between the redacted model and the No-DP model, SDP is able to further improve the results of redacted model (e.g., for the MNL, QQP and QNLI tasks in bold). We also see that the gap between the redacted model and the further fine-tuned SDP-model becomes bigger as the privacy level increases. For example, for QNLI, for the low contextual policy function, the gap is 87.99-85.30=2.69, while for the high contextual policy function, the gap is 87.06-82.81=4.25. This shows that the model does learn useful information from the protected sensitive tokens.

## 6.2 Language Generation

Table 3 shows the results on language generation. **Notes on special tokens.** When fine-tuning LLMs, it’s a common practice to add new special tokens to fit the need of the downstream tasks. For example, in dialogue tasks, we often have prompts like “SYS:” and “USR:” to indicate the speaker in the data. This step doesn’t affect the public models that much (20.47 without mask vs 20.44 with mask), but as it does change the model structure (additional embeddings) and the model initialization, we notice that at least in our experiments, DPSGD is sensitive to the addition of special tokens (because the model initialization is changed): after reasonable amount of parameter tuning, DPSGD initialized with the original GPT achieves 27.05 in PPL, while DPSGD with added special tokens achieves 30.32 in PPL on Wikitext-2. The gap could potentially be reduced with more parameter tuning, but we

Model	Policy function	WikiText-2			ABCD		
		Portion	PPL	$\epsilon$	Portion	PPL	$\epsilon$
No-fine-tuning	-	-	30.08	-	-	13.60	-
No-DP	-	-	20.47	-	-	4.96	-
DPSGD			27.05	2.58		8.31	2.65
DPSGD (+special tokens)			30.32	2.58		17.75	2.71
redacted	low entity	11.3%	22.51	-	2.7%	6.61	-
SDP	low entity	11.3%	<b>21.89</b>	2.58	2.7%	<b>5.71</b>	2.71
redacted	high entity	16.4%	24.30	-	3.1%	6.95	-
SDP	high entity	16.4%	<b>22.56</b>	2.58	3.1%	<b>5.91</b>	2.71
redacted	low contextual	34.8%	38.66	-	22.3%	28.28	-
SDP	low contextual	34.8%	<b>25.61</b>	2.58	22.3%	<b>8.80</b>	2.71
redacted	high contextual	45.0%	64.08	-	28.6%	64.90	-
SDP	high contextual	45.0%	<b>27.41</b>	2.58	28.6%	<b>12.56</b>	2.71

Table 3: Model utility and privacy guarantee on WikiText-2 and ABCD. **PPL**: validation perplexity.  $\epsilon$ ,  $\delta$ : privacy guarantee.  $\delta=1e-6$ .

just want to mention that in practice, it may not be simple to find the best parameters. In our experiments, for WikiText-2, we add `<mask>` as the special token; for ABCD, as it’s a dialogue task, we add `<mask>`, `“ACT:”`, `“SYS:”`, and `“USR:”`. Since all the SDP models have added special tokens, we report two DPSGD results, one without special tokens and one with special tokens, for a fair comparison in terms of model structure.

**Difference between NLU and language generation.** We also note that language generation is different from NLU tasks because, for NLU tasks, directly using existing LLMs without any fine-tuning still leads to bad performance (close to random guess) because the LLMs are not specifically fine-tuned on the different NLU datasets; but for language generation tasks, since existing LLMs are already strong language models, even without training on the data at all (“No-fine-tuning” in Table 3), its perplexity is 30.08 on Wikitext-2 and 13.60 on ABCD, so fine-tuning GPT2 with DPSGD can start with a decent initialization.

Now we compare the results. Compared to DPSGD with special tokens, all SDP models achieve better model utility on both tasks. For DPSGD without special tokens initialized with the decent GPT2, fine-tuning on the downstream tasks improves the model from 30.08 to 27.05 (improvement is 3.03); for SDP with the low contextual policy function, it is initialized with the

redacted model whose perplexity of 38.66, and privately fine-tuning it improves the perplexity from 38.66 to 25.61 (improvement is 13.05). This shows that although the initialization seems worse (30.08 vs 38.66), because the initialization is performed directly on the in-domain redacted data, the model does learn useful information from the first redacted-fine-tune step, and the second private-fine-tune step can further improve upon the redacted model by a larger margin. For the high contextual policy function for the stress test, although 45% tokens (all the entities, subjects, objects, verbs and more) are masked and the language structure is largely impacted, the SDP model still improves from 64.08 to 27.41 (improvement is 36.67) and performs on par with the DPSGD baseline (27.05 vs 27.41). In general, because language generation tasks model the relation between neighboring tokens, the more tokens are redacted, the more relations we break, the bigger the impact the redaction would have on the resulting language model, so the worse the SDP model is. This is different from NLU tasks, where we don’t have to predict the next token give the context, so the impact of redaction on NLU tasks is smaller.

One trend is that the better the redacted model is, the better the corresponding SDP models will be. In our experiments, we simply fine-tune the models on the in-domain redacted data without adjustment for the redaction. We could potentially

utilize more sophisticated methods to train better redacted model to further improve the SDP model performance.

**Attack results.** We also perform the canary insertion attack (Carlini et al., 2019) to show how much the models memorize the training data unintentionally. Carlini et al. (2019) proposed to insert a secret or canary of a certain format into the training data, and calculate its exposure, which is basically the rank of the inserted secret amongst all possible values of the same format. The lower the exposure is, the safer the model is. In our experiments, we insert the secret “My ID is 341752” into the training data for 10 times to make the differences between models more salient. By definition, for a six-digit canary, an exposure close to around  $\log_2(10^6) \approx 19.9$  means the canary can be extracted by the attackers.

The result is shown in Figure 2. One major reason why the model remembers a canary in the training data unintentionally is because it has seen the canary many times. For “No-DP”, because GPT2 is already a strong language model (untrained GPT2 achieves  $\text{ppl}=30.08$ ), the  $\text{ppl}$  decreases rapidly after accessing only a small amount of data. That’s why initially the exposure is low at a good utility level (it hasn’t seen the canary for many times). But because it’s not protected, after accessing the data for several more epochs, the canary is memorized and the exposure increases dramatically. So it suggests that models without protection do unintentionally memorize the data especially after accessing the data for many times, and we need to add protections to them.

But for DP and SDP-protected models, the exposure doesn’t increase that much even if the data are accessed many times. SDP is slightly better in terms of exposure, but neither can be easily attacked. SDP also achieves better utility than DPSGD. The redacted model is also robust to the attacks, since it simply masks the secret, but its utility is worse than SDP.

## 7 Missed Canary

In this section, we discuss the case where the policy function is not perfect and misses a secret. We use the low contextual policy function and purposely miss the inserted canary “My ID is 341752”.

Figure 3 shows that indeed, if the secret is not detected by the policy function, then for both the redacted model and the SDP model, the exposure

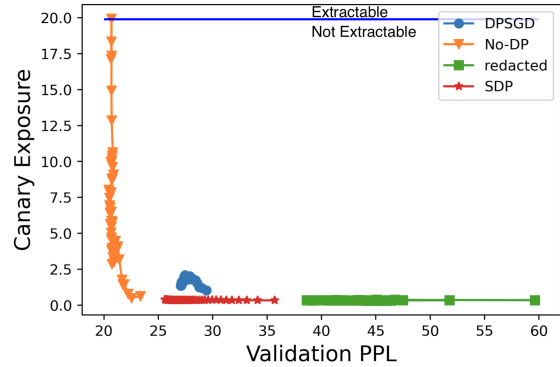


Figure 2: Canary insertion attack.

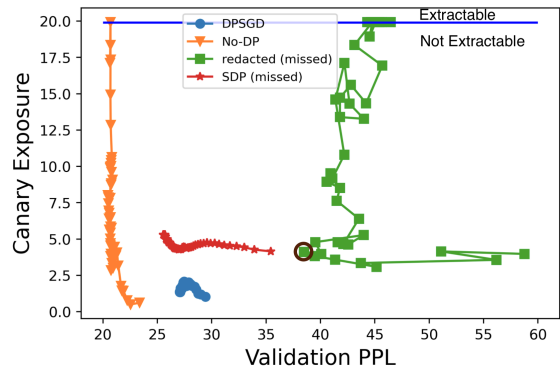


Figure 3: Canary exposure if the policy function doesn’t capture the canary as sensitive.

is increased, but still below the threshold 19.9 if the secret is inserted 10 times. As future work, we plan to study the effect of the insertion times on SDP.

As mentioned earlier, the more the model accesses the data, the better it memorizes the data, but also the more likely it will overfit. For the redacted model in green squares, its utility first increases, and then it starts to overfit on the training data, with both the utility and the exposure worsened as it accesses the data more. For SDP, because it is initialized with the best not-yet-overfitted data sanitized model (marked by the brown circle), its exposure starts with that model’s exposure. Because SDP is later privately fine-tuned on the original data, the exposure is not worsened much but the utility is improved. This means that compared to the redacted model, SDP achieves better utility without leaking more private information.

## 8 Low-resource Settings

Privacy protection is quite important in oftentimes low-resource domains such as health care. However, DP is not particularly suitable under low-resource settings as the change in individual

records could potentially change the model output significantly. We also notice that there exists a trade-off between data amount and policy function accuracy, because for lower-resource data, we can afford to manually check the data redacted by the policy function and then further sanitize the data.

In this section, we design two low-resource settings. We denote the original data as  $D_0$ .

**Complete low-resource setting** simulates the scenario where we simply don’t have enough training data. We sample 0.1% data from  $D_0$  as our training data  $D$ , apply the high entity policy function to redact all the entities and get the redacted data  $D'$  and then manually check  $D'$  to further sanitize the sensitive tokens missed by the policy function. So in complete low-resource setting, we have ( $D'=0.1\% D_0$ ,  $D=0.1\% D_0$ ) and both the redacted and private training data are low-resource.

**Partial low-resource setting** simulates the case where we have enough training data, but we are worried that the policy function might miss secrets so we will manually check a small subset of the training data. We still sample 0.1% data from  $D_0$  and apply the policy function to redact the entities and manually sanitize the missed sensitive tokens to get  $D'$ . We use  $D' = 0.1\%D_0$  in the first redacted-fine-tune phase to train the redacted model, and use the entire  $D_0$  as  $D$  in the second private-fine-tune phase to train the SDP model. In this setting, we have ( $D'=0.1\% D_0$ ,  $D=100\% D_0$ ) and only the redacted data  $D'$  is low-resource. Because we manually check  $D'$ , there will be no privacy leakage.

Training data	Complete low-resource $D'=0.1\%$ , $D=0.1\%$		Partial low-resource $D'=0.1\%$ , $D=100\%$	
	QNLI	ABCD	QNLI	ABCD
DPSGD	50.53	13.66	84.62	8.31
redacted	66.48	<b>9.36</b>	66.48	9.36
SDP	<b>67.49</b>	9.40	<b>85.00</b>	<b>7.84</b>

Table 4: Results under low-resource settings.  $D'$  is the redacted data,  $D$  is the private data.

Table 4 shows the results on ABCD and QNLI for different settings. For the complete low-resource setting, on QNLI, SDP shows promising results. With 0.1% training data (100 records), the redacted model improve the accuracy from random guess to 66.5%. SDP can even further improve the accuracy to 67.49%. But the baseline DPSGD fails to improve the model at all (accuracy=50.53). On ABCD, because of GPT2’s strong generation

ability, even with 0.1% training data (10 dialogues), the redacted model achieves a perplexity of 9.36. But because the training data is limited, SDP cannot further improve the redacted. DPSGD also fails to improve the utility given limited train set (ppl=13.66).

In the partial low-resource setting, on QNLI, further fine-tuning the redacted model on the whole set  $D$  improve the accuracy to 85.00% vs 84.62% for the DPSGD baseline. On ABCD, given more private training data, the SDP model can improve the perplexity further to 7.48, better than the DPSGD baseline trained on the whole set, which achieves a perplexity of 8.31.

Note that when training the redacted model on the low-resource redacted data  $D'$ , we simply fine-tune the model without adjusting to the low-resource setting. We believe that with better low-resource methods, the redacted model’s performance can be further improved, and the following SDP model can also benefit from the better initialization and achieve better results.

## 9 Related Work

Recent work has studied privacy language models on different model architectures such as RNNs (McMahan et al., 2018; Ramaswamy et al., 2020; Shi et al., 2021) and large language models (Anil et al., 2021; Li et al., 2021; Yu et al., 2021a). Li et al. (2021) proposed ghost-clipping to reduce the computational overhead in per-sample gradients of DPSGD (Abadi et al., 2016), and achieved strong private language models. Yu et al. (2021a) added a small set of private parameters to off-the-shelf public language models and privately tune these parameters on private data and obtained performant private models. Most previous work achieve canonical DP. Shi et al. (2021) proposed Seletive-DP notion for applications with sparse sensitive information likes NLP, and a privacy mechanism for small RNN models. Our work proposes an effective mechanism for large language models to achieve Seletive-DP and study the impact of policy functions at different levels on SDP.

Our work is also closely related to utilizing public data for better private learning (Papernot et al., 2016, 2018; Tramer and Boneh, 2020; Zhou et al., 2020; Ghazi et al., 2021; Yu et al., 2021a). One working direction assumes access to large unlabeled public data to train DP models. For example, PATE (Papernot et al., 2016) used unlabeled



public data and knowledge distillation to build differentially private models. Hoory et al. (2021) utilized large public medical data to pre-train domain-specific private vocabulary and models. Another direction leveraged small public data to guide the private updates in lower-dimension subspaces (Zhou et al., 2020; Yu et al., 2021b). Our work is distinct from previous studies in that instead of querying public data from outside, we directly utilize the public portion of the in-domain data and achieve Selective-DP with better model utility.

Sensitive information detection (Shu et al., 2015; Sánchez et al., 2012; Cai et al., 2016; Neerbeky et al., 2017; Tesfay et al., 2019) is also related to our study. Shu et al. (2015) adopted notions in information theory and proposed an automatic general-purpose method to sanitize textual documents exploiting knowledge bases. (Sasada et al., 2020) proposed to detect sensitive location information with a knowledge graph constructed by a real geographic information system, which enables dynamic graph updates. Our work proposes a generic way to sanitize sensitive information utilizing NLP tools, and fine-tune twice on the redacted data and original data to achieve higher utility. Our work can be combined with the aforementioned methods to further improve model utility.

## 10 Conclusions

In this paper, we propose a just-fine-tune-twice privacy mechanism to achieve Selective-DP for large language models. We also design generalizable policy functions to provide privacy protection at different levels and study their impacts on the resulting SDP models. The results show that the proposed mechanism achieves SDP models that have strong performance while remaining robust to the canary insertion attack. Further experiments suggest that SDP is also promising under low-resource settings.

## 11 Ethical Consideration

To prevent real-world harm, all the datasets and models used in this study are already public with either public or synthesized information.

Our work addresses the problem of data privacy protection and can be applied in different applications to build privacy-preserving models. The used attack in this study is well-known and standard, so it's hard to misuse them to attack real-world language models. We will release the code so that people can have access to the various algorithms

and protect their own data.

## 12 Limitations

Parameter search in DP is challenging as the training process takes a long time and is quite sensitive to different parameters (Li et al., 2021). So the findings in the paper are based on the parameter tuning performed by the authors, and more parameter tuning could potentially lead to better results than the results reported in the paper.

The attack results on imperfect policy function shows that SDP is potentially prone to privacy leakage when the policy function misses certain sensitive tokens in the training data. In the future, we plan to address this problem by adding necessary noise in the first redacted-fine-tune step to provide more protections for the missed sensitive tokens.

When the gap between SOTA public model and redacted model is small, private-fine-tuning step cannot further improve the results because of the noisy gradients (e.g., in SST-2), we plan to develop better algorithms to utilize the redacted data and apply denoising methods to further close the gap.

## References

- Martin Abadi, Andy Chu, Ian Goodfellow, H Brendan McMahan, Ilya Mironov, Kunal Talwar, and Li Zhang. 2016. Deep learning with differential privacy. In *Proceedings of the 2016 ACM SIGSAC conference on computer and communications security*, pages 308–318.
- Rohan Anil, Badih Ghazi, Vineet Gupta, Ravi Kumar, and Pasin Manurangsi. 2021. Large-scale differentially private bert. *arXiv preprint arXiv:2108.01624*.
- Hannah Brown, Katherine Lee, Fatemehsadat Mireshghallah, Reza Shokri, and Florian Tramèr. 2022. What does it mean for a language model to preserve privacy? *arXiv preprint arXiv:2202.05520*.
- Zhipeng Cai, Zaobo He, Xin Guan, and Yingshu Li. 2016. Collective data-sanitization for preventing sensitive information inference attacks in social networks. *IEEE Transactions on Dependable and Secure Computing*, 15(4):577–590.
- Nicholas Carlini, Chang Liu, Úlfar Erlingsson, Jernej Kos, and Dawn Song. 2019. The secret sharer: Evaluating and testing unintended memorization in neural networks. In *28th {USENIX} Security Symposium ({USENIX} Security 19)*, pages 267–284.
- Derek Chen, Howard Chen, Yi Yang, Alex Lin, and Zhou Yu. 2021. Action-based conversations dataset: A corpus for building more in-depth task-oriented dialogue systems. *arXiv preprint arXiv:2104.00783*.

- Badih Ghazi, Noah Golowich, Ravi Kumar, Pasin Manurangsi, and Chiyuan Zhang. 2021. Deep learning with label differential privacy. *Advances in Neural Information Processing Systems*, 34.
- Matthew Honnibal and Ines Montani. 2017. spaCy 2: Natural language understanding with Bloom embeddings, convolutional neural networks and incremental parsing. To appear.
- Shlomo Hoory, Amir Feder, Avichai Tendler, Sofia Erell, Alon Peled-Cohen, Itay Laish, Hootan Nakhost, Uri Stemmer, Ayelet Benjamini, Avinatan Hassidim, et al. 2021. Learning and evaluating a differentially private pre-trained language model. In *Findings of the Association for Computational Linguistics: EMNLP 2021*, pages 1178–1189.
- Diederik P Kingma and Jimmy Ba. 2014. Adam: A method for stochastic optimization. *arXiv preprint arXiv:1412.6980*.
- Xuechen Li, Florian Tramer, Percy Liang, and Tatsunori Hashimoto. 2021. Large language models can be strong differentially private learners. *arXiv preprint arXiv:2110.05679*.
- Yinhan Liu, Myle Ott, Naman Goyal, Jingfei Du, Mandar Joshi, Danqi Chen, Omer Levy, Mike Lewis, Luke Zettlemoyer, and Veselin Stoyanov. 2019. Roberta: A robustly optimized bert pretraining approach. *arXiv preprint arXiv:1907.11692*.
- H Brendan McMahan, Daniel Ramage, Kunal Talwar, and Li Zhang. 2018. Learning differentially private recurrent language models. In *International Conference on Learning Representations*.
- Stephen Merity, Caiming Xiong, James Bradbury, and Richard Socher. 2017. Pointer sentinel mixture models. *ICLR*.
- Jan Neerbeky, Ira Assentz, and Peter Dolog. 2017. Taboo: Detecting unstructured sensitive information using recursive neural networks. In *2017 IEEE 33rd International Conference on Data Engineering (ICDE)*, pages 1399–1400. IEEE.
- Nicolas Papernot, Martín Abadi, Ulfar Erlingsson, Ian Goodfellow, and Kunal Talwar. 2016. Semi-supervised knowledge transfer for deep learning from private training data. *arXiv preprint arXiv:1610.05755*.
- Nicolas Papernot, Shuang Song, Ilya Mironov, Ananth Raghunathan, Kunal Talwar, and Úlfar Erlingsson. 2018. Scalable private learning with pate. *ICLR*.
- Alec Radford, Jeffrey Wu, Rewon Child, David Luan, Dario Amodei, Ilya Sutskever, et al. 2019. Language models are unsupervised multitask learners. *OpenAI blog*, 1(8):9.
- Swaroop Ramaswamy, Om Thakkar, Rajiv Mathews, Galen Andrew, H Brendan McMahan, and Françoise Beaufays. 2020. Training production language models without memorizing user data. *arXiv preprint arXiv:2009.10031*.
- David Sánchez, Montserrat Batet, and Alexandre Viejo. 2012. Detecting sensitive information from textual documents: an information-theoretic approach. In *International Conference on Modeling Decisions for Artificial Intelligence*, pages 173–184. Springer.
- Taisho Sasada, Yuzo Taenaka, and Youki Kadobayashi. 2020. Anonymizing location information in unstructured text using knowledge graph. In *Proceedings of the 22nd International Conference on Information Integration and Web-based Applications & Services*, pages 163–167.
- Weiyang Shi, Aiqi Cui, Evan Li, Ruoxi Jia, and Zhou Yu. 2021. Selective differential privacy for language modeling. *arXiv preprint arXiv:2108.12944*.
- Xiaokui Shu, Danfeng Yao, and Elisa Bertino. 2015. Privacy-preserving detection of sensitive data exposure. *IEEE transactions on information forensics and security*, 10(5):1092–1103.
- Welderufael B Tesfay, Jetzabel Serna, and Kai Rannenberg. 2019. Privacybot: detecting privacy sensitive information in unstructured texts. In *2019 Sixth International Conference on Social Networks Analysis, Management and Security (SNAMS)*, pages 53–60. IEEE.
- Florian Tramer and Dan Boneh. 2020. Differentially private learning needs better features (or much more data). *arXiv preprint arXiv:2011.11660*.
- Ashish Vaswani, Noam Shazeer, Niki Parmar, Jakob Uszkoreit, Llion Jones, Aidan N Gomez, Łukasz Kaiser, and Illia Polosukhin. 2017. Attention is all you need. *Advances in neural information processing systems*, 30.
- Alex Wang, Amanpreet Singh, Julian Michael, Felix Hill, Omer Levy, and Samuel R Bowman. 2018. Glue: A multi-task benchmark and analysis platform for natural language understanding. *arXiv preprint arXiv:1804.07461*.
- Da Yu, Saurabh Naik, Arturs Backurs, Sivakanth Gopi, Huseyin A Inan, Gautam Kamath, Janardhan Kulkarni, Yin Tat Lee, Andre Manoel, Lukas Wutschitz, et al. 2021a. Differentially private fine-tuning of language models. *arXiv preprint arXiv:2110.06500*.
- Da Yu, Huishuai Zhang, Wei Chen, Jian Yin, and Tie-Yan Liu. 2021b. Large scale private learning via low-rank reparametrization. In *International Conference on Machine Learning*, pages 12208–12218. PMLR.
- Yingxue Zhou, Zhiwei Steven Wu, and Arindam Banerjee. 2020. Bypassing the ambient dimension: Private sgd with gradient subspace identification. *arXiv preprint arXiv:2007.03813*.