
Towards a Unified Framework for Uncertainty-aware Nonlinear Variable Selection with Theoretical Guarantees

Wenying Deng
Harvard University
wdeng@g.harvard.edu

Beau Coker
Harvard University
beaucoker@g.harvard.edu

Jeremiah Zhe Liu
Harvard University & Google Research
zh1112@mail.harvard.edu

Brent A. Coull
Harvard University
bcoull@hsph.harvard.edu

Abstract

We develop a simple and unified framework for nonlinear variable selection that incorporates model uncertainty and is compatible with a wide range of machine learning models (e.g., tree ensembles, kernel methods and neural network). In particular, for a learned nonlinear model $f(\mathbf{x})$, we consider quantifying the importance of an input variable \mathbf{x}^j using the integrated gradient measure $\psi_j = \|\frac{\partial}{\partial \mathbf{x}^j} f(\mathbf{x})\|_2^2$. We then (1) provide a principled approach for quantifying variable selection uncertainty by deriving its posterior distribution, and (2) show that the approach is generalizable even to non-differentiable models such as tree ensembles. Rigorous Bayesian nonparametric theorems are derived to guarantee the posterior consistency and asymptotic uncertainty of the proposed approach. Extensive simulation confirms that the proposed algorithm outperforms existing classic and recent variable selection methods.

1 Introduction

Variable selection is often of fundamental interest in many applications, providing benefits in prediction error, interpretability, and computation by excluding unnecessary variables. As datasets grow in complexity and size, it is crucial that variable selection methods can account for complex dependencies among variables while remaining computationally feasible. Furthermore, as the number of approaches to model such datasets have increased, it is crucial that the importance of each variable can be compared across model classes and extended to new ones as they are developed.

While there are established approaches for variable selection in linear models (e.g., lasso regression Hastie et al. [2015]), there is little consensus and even less theory for variable selection in nonlinear models. Generalized additive models Hastie and Tibshirani [1990] use similar variable selection methods as their linear counterparts Wang et al. [2014], but the additivity of nonlinear functions of the variables is too limiting for many applications. Random Forests (RF) Breiman [2001] measure variable importance using an impurity measure, which is based on the average reduction of the loss function were a given variable to be removed from the model. Friedman [2001] extended this method to boosting, where the variable importance is generalized by considering the average over all of the decision trees. Deep neural networks (DNNs) are widely-used for many artificial intelligence applications, and a substantial effort has been invested into developing DNNs with variable selection capabilities. Typically, this class of models involves manipulating the input layer, for example by imposing an L_1 penalty Castellano and Fanelli [2000], Feng and Simon [2019], using backward

selection Castellano and Fanelli [2000], or knockoffs Lu et al. [2018]. Unfortunately, each model class requires a tailored variable selection procedure, which limits comparability across different model formulations.

Bayesian variable selection methods provide principled uncertainty quantification in variable importance estimates as well as a complete characterization of their dependency structure. These methods allow the variable selection procedure to tailor its decision rule with respect to the correlation structure Liu [2019]. Yet, as in frequentist models, each method has a different definition of a variable’s importance. For example, in Bayesian additive regression trees (BART), a variable’s importance can be measured by the proportion of trees that use it Chipman et al. [2010], while in Gaussian processes, a variable’s importance can be measured by the smoothness of the resulting function Neal [1996].

Our work starts with the observation that many models can be written as kernel methods by constructing a corresponding feature map. For example, random forests can be written as kernels by partitions Davies and Ghahramani [2014]. Neural networks, both of finite and infinite width, can be written as kernels by using the last hidden layer as the feature map Snoek et al. [2015]. Each of these feature maps can be constructed before or after training, providing additional modeling capability. These methods add to the rich literature of more traditional kernels with feature maps. For example, any stationary kernel can be approximated by random Fourier features Rahimi and Recht [2007].

In this paper, we propose a unified variable selection framework that is compatible with a wide range of machine learning models that can be defined by, or be closely approximated by, a differentiable feature map. Notable members includes neural network and random forests (Section 2). Our approach defines variable importance as the norm of the function’s gradient, as was previously studied in the context of frequentist kernel regression Rosasco et al. [2013]. We greatly extend it toward a much wider class of models, propose principled Bayesian approach to quantify the variable selection uncertainty in finite data, and derive rigorous Bayesian nonparametric theorems to guarantee the method’s consistency and asymptotic uncertainty (Section 3). Extending the method beyond differentiable models, we also show how to apply this approach to decision trees by leveraging its (soft) feature representation (Section 4). We conduct extensive empirical validation of our approach against existing methods, showing an clear advantage especially in complex scenarios or when the input is a mixture of discrete and continuous features (Section 5).

2 Preliminaries

Notations and problem setup We consider the classic nonlinear regression setting with d -dimensional features $\mathbf{x} = (\mathbf{x}^1, \dots, \mathbf{x}^d) \in \mathcal{X} = \mathbb{R}^d$ and a continuous response $y \in \mathbb{R}$. The features \mathbf{x} are assumed to have a sparse, complex and potentially nonlinear effect on y , such that:

$$y = f_0(\mathbf{x}) + e_i, \quad \text{where } e_i \stackrel{i.i.d.}{\sim} \mathcal{N}(0, \sigma^2), \quad (1)$$

with certain fixed noise level σ^2 . The data dimension d is allowed to be large but assumed to be constant and does not grow with the sample size n . Here the data-generating function f_0 is a flexible nonlinear function that resides in a reproducing kernel Hilbert space (RKHS) $\mathcal{H}_0 : \mathcal{X}_0 \rightarrow \mathbb{R}$ induced by a certain positive definite kernel function k_0 , and the input space of the true function \mathcal{X}_0 spans only a small subset of the input features $(\mathbf{x}^1, \dots, \mathbf{x}^d)$, i.e., $\mathcal{X}_0 \subset \mathcal{X}$.

To this end, the goal of *global* variable selection is to produce a variable importance estimate ψ_j for each of the input features $(\mathbf{x}^1, \dots, \mathbf{x}^d)$ such that it can be used as a classification signal for whether $\mathbf{x}^j \in \mathcal{X}_0$. As a result, the variable selection decision can be made by thresholding $\psi_j > s$ with a pre-defined threshold s . The quality of a variable selection signal ψ_j can be evaluated comprehensively using a standard metric such as the *area under the receiver operating characteristic* (AUROC), which measures the Type-I and Type-II errors of variable selection decision $I(\psi_j > \varphi)$ over a range of thresholds.

2.1 Quantifying model uncertainty via featurized Gaussian Process (GP)

In the nonlinear regression scenario given by Equation (1), a classic approach to uncertainty-aware model learning is the Gaussian process (GP). Specifically, assuming that f_0 can be described by a flexible RKHS \mathcal{H}_k governed by the kernel function k , the GP model imposes a Gaussian process prior $f \sim \mathcal{GP}(0, k)$, such that the function evaluated at the observations follows the multivariate

normal (MVN) distribution,

$$\mathbf{f} \equiv (f(\mathbf{x}_1), \dots, f(\mathbf{x}_n))^T \sim \mathcal{MVN}(\mathbf{0}_{n \times 1}, \mathbf{K}_{n \times n}),$$

with covariance matrix $\mathbf{K}_{i,j} = k(\mathbf{x}_i, \mathbf{x}_j)$. Under above construction, the posterior predictive distribution of f_0 evaluated at the samples is also multivariate normal,

$$\begin{aligned} \mathbf{f} | \{\mathbf{x}_i, y_i\}_{i=1}^n &\sim \mathcal{MVN}(\mathbf{m}_{n \times 1}, \mathbf{K}_{n \times n}^*), \\ \mathbf{m} &= \mathbf{K}(\mathbf{K} + \sigma^2 \mathbf{I})^{-1} \mathbf{y}, \\ \mathbf{K}^* &= \mathbf{K} - \mathbf{K}(\mathbf{K} + \sigma^2 \mathbf{I})^{-1} \mathbf{K}. \end{aligned} \quad (2)$$

Equation (2) is known as the kernel-based representation (or dual representation) of f Rasmussen [2003]. Although mathematically elegant, the posterior (2) is prohibitive to compute due to the need of inverting the $n \times n$ matrix $(\mathbf{K} + \sigma^2 \mathbf{I})^{-1}$.

Feature-based representation and mini-batch learning Alternatively, Mercer’s theorem Cristianini and Shawe-Taylor [2000] states that as long as the kernel function $k(\cdot, \cdot)$ can be written as the inner product of a set basis functions $\phi(\mathbf{x}) = \{\phi_k(\mathbf{x})\}_{k=1}^D$, such that $k(\mathbf{x}, \mathbf{x}') = \phi(\mathbf{x})^\top \phi(\mathbf{x}')$, then elements of the RKHS $f \in \mathcal{H}$ can be written in a “linear” form:

$$f(\mathbf{x}) = \sum_{k=1}^D \beta_k \phi_k(\mathbf{x}) = \phi(\mathbf{x})^\top \boldsymbol{\beta}, \quad (3)$$

where $\boldsymbol{\beta}$ follows the prior distribution $MVN(\mathbf{0}_{D \times 1}, \mathbf{I}_{D \times D})$. This is known as the feature-based representation (or primal representation) of Gaussian process.

This above formulation is powerful in that it reduces the GP posterior inference into a Bayesian linear regression problem for $\boldsymbol{\beta}$, where a closed-form solution is available. Specifically, for the feature matrix $\Phi \in \mathbb{R}^{n \times D}$, the closed-form solution for $\boldsymbol{\beta}$ is $\Phi^\top (\Phi \Phi^\top + \sigma^2 \mathbf{I}_n)^{-1} \mathbf{y}$, which can be written equivalently as Rasmussen [2003]:

$$(\Phi^\top \Phi + \sigma^2 \mathbf{I}_D)^{-1} \Phi^\top \mathbf{y} = \Sigma_\beta \cdot \Phi^\top \mathbf{y}, \quad (4)$$

where $\sigma^2 \Sigma_\beta = (\frac{1}{\sigma^2} \Phi^\top \Phi + \mathbf{I}_D)^{-1}$ is the $D \times D$ posterior covariance of $\hat{\boldsymbol{\beta}}$. This essentially reduces the computational complexity from $O(n^3)$ to a linear time $O(nD^3)$.

For large data sets, we can update the covariance in a mini-batch fashion using the Woodbury identity. Specifically, given a mini-batch of Φ_m at iteration t , we can update Σ_β as

$$\Sigma_{\beta,t+1} = \Sigma_{\beta,t} - \Sigma_{\beta,t} \Phi_m^\top (\mathbf{I} + \Phi_m \Sigma_{\beta,t} \Phi_m^\top)^{-1} \Phi_m \Sigma_{\beta,t}.$$

Then, at the end of the epoch, we can immediately compute the posterior mean of $\mathbf{f}_{new} = \Phi_{new} \boldsymbol{\beta}$ following (4), and compute the posterior variance as $Var(\mathbf{f}_{new} | \{\mathbf{x}_i, y_i\}_{i=1}^n) = \sigma^2 \cdot \Phi_{new} \Sigma_\beta \Phi_{new}^\top$.

2.2 Featurized representation of ML models

Another key advantage of (3) is its generality: it can be shown that a wide range of machine learning models can be written in term of the feature-based form $f(\mathbf{x}) = \phi(\mathbf{x})^\top \boldsymbol{\beta}$ Rahimi et al. [2007], Davies and Ghahramani [2014], Lee et al. [2017], making Gaussian process a unified framework for quantifying model uncertainty with modern machine learning models. This section numerates a few examples:

Random feature models The random fourier features $\phi(\mathbf{x}) = \sqrt{2} \cos(\mathbf{W}^\top \mathbf{x} + \mathbf{b})$ is perhaps the most well known example of feature-based construction Rahimi and Recht [2007], where $\mathbf{W}_{D \times d}$ and $\mathbf{b}_{D \times 1}$ are drawn uniformly from $\mathcal{N}(0, 1)$ and $U(0, 2\pi)$, respectively. When $D \rightarrow \infty$, $k(\mathbf{x}, \mathbf{x}') = \phi(\mathbf{x})^\top \phi(\mathbf{x}')$ converges to the classic radial basis function (RBF) kernel. Although initially designed as a efficient approximation to RBF kernel, the random-feature approach were shown to outperform their RBF counterparts Rahimi and Recht [2008]. Therefore it has been regarded as a standalone class of models by the literature Rahimi and Recht [2009], Mei and Montanari [2019], Jacot et al. [2020].

Neural networks For a L -layer neural network of the form $f(\mathbf{x}) = \beta^\top g_L \cdot g_{L-1} \cdots g_0(\mathbf{x})$ with $g_l(\mathbf{x}) = \sigma_l(\mathbf{b}_l + \mathbf{W}_l \mathbf{x})$, its last-layer representation function $\phi(\mathbf{x}) = g_L \cdot g_{L-1} \cdots g_1(\mathbf{x})$ can be understood as the feature map. This essentially induces the well-known neural-network Gaussian process (NNGP) Lee et al. [2017]. In this case, the hidden-layer parameters $\mathbf{W} = \{\mathbf{W}_l, \mathbf{b}_l\}_{l=1}^L$ can be treated as the hyper-parameters of the kernel $k_{\mathbf{W}}(\mathbf{x}, \mathbf{x}') = \phi_{\mathbf{W}}(\mathbf{x})^\top \phi_{\mathbf{W}}(\mathbf{x}')$, and can be either set to random weights or learned jointly with the rest of the model. Literature has shown that both approaches lead to valid Gaussian processes Williams [1998], Neal [1996], de G. Matthews et al. [2018].

Decision trees By partitioning the whole feature space into D cells $\mathcal{X} = \cup_{k=1}^D \mathcal{X}_k$, a decision tree model essentially induces a one-hot feature map $\phi(\mathbf{x})_{D \times 1} = [0, \dots, 1, \dots, 0]$, where each element is a indicator function $\mathbb{1}(\mathbf{x} \in \mathcal{X}_k)$ for the data point \mathbf{x} falls into k^{th} cell (Figure 1). This connection is crucial for extending Gaussian-process treatment to the tree models. Section 4 discusses it in further detail. By sampling from a Mondrian process, decision trees can also provide a random feature approximation to the Laplace kernel Balog et al. [2016].

2.3 Bayesian nonparametric guarantees for probabilistic learning

The quality of a Bayesian learning procedure is commonly measured by the learning rate of its posterior distribution $\Pi_n = \Pi(\cdot \mid \{\mathbf{x}_i, y_i\}_{i=1}^n)$. The rate of this convergence can be measured by the size of the smallest shrinking balls around f_0 that contain most of the posterior probability. Specifically, we consider the size of the set $A_n = \{g \mid \|g - f_0\|_n^2 \leq M\epsilon_n\}$ such that $\Pi_n(A_n) \rightarrow 1$. The concentration rate ϵ_n here indicates how fast the small ball A_n concentrates towards f_0 as the sample size increases. Below we state the formal definition of posterior concentration Ghosal and Vaart [2007].

Definition 2.1 (Posterior Contraction). For $f : \mathcal{X} \rightarrow \mathbb{R}$ where $d = o(1)$, let $f_0 \in \mathcal{H}$ be the unbiased function minimizing the squared error loss, where \mathcal{H} is the RKHS corresponding to the kernel function k . Let E_0 denote the expectation with respect to the true data-generation distribution. For the RKHS space \mathcal{H}_ϕ induced by the feature function $\phi : \mathcal{X} \rightarrow \mathbb{R}^D$ and $f \in \mathcal{H}_\phi$, the posterior distribution $\Pi_n(f)$ concentrates around f_0 at the rate ϵ_n if there exists an $\epsilon_n \rightarrow 0$ such that for any $M_n \rightarrow \infty$

$$E_0 \Pi_n(f : \|f - f_0\|_n^2 \geq M_n \epsilon_n) \rightarrow 0.$$

The notion of posterior contraction can also be used to discuss the learning quality of other probabilistic estimates (e.g., variable importance ψ_j). In that case, simply replace (f, f_0) by their variable importance counterparts.

To establish a guarantee for uncertainty quantification, the Bernstein–von Mises (BvM) theorem constitutes a powerful and precise tool to study Bayes procedures from a frequentist point of view. It gives universal conditions on the prior under which the posterior distribution has the approximate shape of a Gaussian distribution. In this work, we establish the BvM theorem for the variable importance $\psi_j(f)$. We show that the posterior distribution of $\psi_j(f)$ converges to a Gaussian distribution, and the $(1 - \alpha)$ -level credible interval obtained from this distribution covers the true variable importance $\psi_j(f)$ $(1 - \alpha)\%$ of the time. Section 3.2 discusses it in further detail.

3 Methods

3.1 Quantifying variable importance under uncertainty

In this work, we consider quantifying the *global* importance of a variable based on the norm of the corresponding gradient. This is motivated by the observation that, if a function f is differentiable, the relative importance of a variable at a point \mathbf{x} can be captured by the magnitude of the gradient norm $\|\frac{\partial}{\partial \mathbf{x}^j} f(\mathbf{x})\|_2^2$ Rosasco et al. [2013]. This proposed quantity requires the consideration of two issues. First, instead of quantifying the relevance of a variable on a single input point, we need to define a proper global notion of variable importance. Therefore, it is natural to consider the integrated gradient norm over the entire feature space $\mathbf{x} \in \mathcal{X} : \Psi_j(f) = \|\frac{\partial}{\partial \mathbf{x}^j} f\|_2^2 = \int_{\mathbf{x} \in \mathcal{X}} |\frac{\partial}{\partial \mathbf{x}^j} f(\mathbf{x})|^2 dP(\mathbf{x})$. Second, since $P(\mathbf{x})$ is not known from the training observations, $\Psi_j(f)$ can be approximated by an

empirical version

$$\psi_j(f) = \left\| \frac{\partial}{\partial \mathbf{x}^j} f \right\|_n^2 = \frac{1}{n} \sum_{i=1}^n \left| \frac{\partial}{\partial \mathbf{x}^j} f(\mathbf{x}_i) \right|^2. \quad (5)$$

Notice that $\psi_j(f)$ is an estimator that is derived from the prediction function f estimated using finite data. Consequently, to make proper decision regarding the importance of an input variable \mathbf{x}^j , it is important to take also the model uncertainty regarding $\psi_j(f)$ into consideration. To this end, by leveraging the featurized Gaussian process representation introduced in Section 3.1, we show that this can be done easily for a wide range of ML models $f(\mathbf{x}) = \phi(\mathbf{x})^\top \beta$.

Posterior distribution After we obtain the posterior distribution of $\hat{\beta}$ (4), the posterior distribution of variable importance can be derived according to Equation (5),

$$\psi_j(f) = \frac{1}{n} \left| \frac{\partial}{\partial \mathbf{x}^j} f(\mathbf{X}) \right|^\top \frac{\partial}{\partial \mathbf{x}^j} f(\mathbf{X}) = \frac{1}{n} \hat{\beta}^\top \left(\frac{\partial}{\partial \mathbf{x}^j} \phi(\mathbf{X}) \right) \left(\frac{\partial}{\partial \mathbf{x}^j} \phi(\mathbf{X}) \right)^\top \hat{\beta}$$

where $\frac{\partial}{\partial \mathbf{x}^j} \phi(\mathbf{X}) \in \mathbb{R}^{D \times n}$ is the derivative of the random features with respect to \mathbf{x}^j , across n training samples. In fact, the posterior distribution of $\psi_j(f)$ adopts a closed form as a generalized chi-squared distribution. We derive its expression in the supplementary.

In practice, we can sample a number of $\hat{\beta}'$ s from its posterior distribution and calculate $\frac{\partial}{\partial \mathbf{x}^j} f(\mathbf{X}) = \left(\frac{\partial}{\partial \mathbf{x}^j} \phi(\mathbf{X}) \right)^\top \hat{\beta}$ for each $\hat{\beta}$. We can obtain the estimated mean and variance of the gradient norm empirically.

3.2 Theoretical guarantee

We are interested in the featurized Gaussian process' ability to learn the variable importance in finite samples. We show that, for a ML model f that learns the true function f_0 with rate ϵ_n , which is not faster than $O_p(n^{-\frac{1}{2}})$, the entire posterior distribution of $\psi_j(f)$ converges consistently to a point mass at the true $\Psi_j(f_0)$ at a speed that is equal or faster than ϵ_n .

Theorem 3.1. Assume $f_0 \in \mathcal{H}$ is the element that is the closest to the true function with respect to L_2 norm, where \mathcal{H} is the RKHS corresponding to the kernel function k . Let E_0 denote the expectation with respect to the true data-generation distribution. For the RKHS space \mathcal{H}_ϕ induced by the feature function $\phi : \mathcal{X} \rightarrow \mathbb{R}^D$ and $f \in \mathcal{H}_\phi$, if the posterior distribution $\Pi_n(f)$ contracts toward f_0 at a rate of ϵ_n , which is not faster than $O_p(n^{-\frac{1}{2}})$ (in the sense of Definition 2.1) and $D_j : f \rightarrow \frac{\partial}{\partial \mathbf{x}^j} f$ the differentiation operator is bounded: $\|D_j\|_{op}^2 = \inf\{C \geq 0 : \|D_j f\|_2^2 \leq C \|f\|_2^2, \text{ for all } f \in \mathcal{H}_\phi\}$, then the posterior distribution for $\psi_j(f) = \left\| \frac{\partial}{\partial \mathbf{x}^j} f \right\|_n^2$ contracts toward $\Psi_j(f_0) = \left\| \frac{\partial}{\partial \mathbf{x}^j} f_0 \right\|_2^2$ at a rate not slower than ϵ_n . That is, for any $M_n \rightarrow \infty$,

$$E_0 \Pi_n \left(\sup_{j \in \{1, \dots, d\}} |\psi_j(f) - \Psi_j(f_0)| \geq M_n \epsilon_n \right) \rightarrow 0.$$

The condition of D_j being bounded is essentially saying that the functional f is Lipschitz. It can be shown that a wide range of machine learning models satisfy the Lipschitz condition: If we can write the model into a neural network form with activation function being Lipschitz, then the function itself is Lipschitz, because the function is an iterative composite of activation and linear functions. f for random feature models is Lipschitz since the derivative of a cosine function gives a sine function, which is Lipschitz. Karthikeyan et al. [2021] gave a neural network representation of a decision tree. Specifically, the decision tree can be written as

$$f(\mathbf{x} | \mathbf{W}, \mathbf{b}, \beta) = \sum_{l=0}^D \sigma_{step} \left(\sum_{i=0}^{h-1} \sigma_{step} ((\mathbf{x}^\top \mathbf{w}_{i,I(i,l)} + b_{i,I(i,l)}) S(i, l)) - h \right) \beta_l,$$

where the differentiable approximation to the activation function σ_{step} is also Lipschitz. Section 4 discusses it in further detail. Liu [2019] showed that the Lipschitz condition holds for a neural network with suitable norm and sparsity constraints. A proof for this theorem is in the supplementary. Theorem 3.1 confirms the important fact that despite the possible lack of identifiability in parts of the

ML model (e.g., hidden weights \mathbf{W} in neural network), the proposed variable importance estimate $\psi_j(f)$ is always guaranteed to consistently recover the true variable importance at a fast rate.

Next we verify the quality of the posterior uncertainty for variable importance $\phi_j(f)$, by showing that it exhibits the Bernstein-von Mises (BvM) phenomenon. That is, $\Pi_n(\psi_j(f))$ converges toward a Gaussian distribution, and the resulting $(1 - \alpha)$ level credible intervals achieve the correct coverage for the true variable importance.

Theorem 3.2. *Suppose $y_i = f_0(\mathbf{x}_i) + e_i$, $e_i \stackrel{i.i.d.}{\sim} \mathcal{N}(0, \sigma^2)$, $i = 1, \dots, n$ where σ^2 is known. Denote $D_j : f \rightarrow \frac{\partial}{\partial \mathbf{x}^j} f$ the differentiation operator, $H_j = D_j^\top D_j$ the inner product of D_j , define*

$$\psi_j(f) = \|D_j(f)\|_n^2 = \frac{1}{n} \langle D_j f, D_j f \rangle = \frac{1}{n} f^\top H_j f. \quad (6)$$

If the following conditions are satisfied:

- i) $\text{rank}(H_j) = o_p(\sqrt{n})$;
- ii) f_0 is square-integrable over the support of X and $\|f_0\|_2 = 1$;
- iii) f is a consistent estimator of f_0 ;
- iv) D_j is bounded: $\|D_j\|_{op}^2 = \inf\{C \geq 0 : \|D_j f\|_2^2 \leq C \|f\|_2^2, \text{ for all } f \in \mathcal{H}_\phi\}$.

Then

$$\sqrt{n}(\psi_j(f) - \psi_j(f_0)) \xrightarrow{d} \mathcal{N}(0, 4\sigma^2 \|H_j f_0\|_n^2).$$

Conditions iii) and iv) are from Theorem 3.1. On the other hand, Condition i) requires model dimension does not grow faster than $o_p(\sqrt{n})$, which is easily satisfiable by finite-dimensional models. Condition ii) guarantees the truth is finite. A proof for this theorem is in the supplementary. Theorem 3.2 provides a rigorous theoretical justification for the BNN's ability to quantify its uncertainty about the variable importance.

4 Extension to non-differentiable model: Featurized Decision Tree (FDT)

Several techniques have been proposed to learn a (soft) tree-structured model using gradient-optimization methods. However, either their accuracies do not match the state-of-the-art tree learning methods Yang et al. [2018] or result in models that do not obey the tree structure Irsoy et al. [2012], Frosst and Hinton [2017], Biau et al. [2019], Tanno et al. [2019]. We propose to translate a learned tree into its exact feature representation, and leverage this representation to unlock a rigorous uncertainty-aware variable selection method that was previously not available for this class of models.

4.1 Feature-based representation of decision tree

For a certain decision tree m in a learned random forest, consider the following feature map $\phi : \mathbb{R}^d \rightarrow \mathbb{R}^D$:

1. The decision tree partitions the whole feature space into D cells $\mathcal{X} = \cup_{k=1}^D \mathcal{X}_k$. Label the cells of the generated partition by $1, 2, \dots, D$ in arbitrary order.
2. To encode a data point $\mathbf{x} \in \mathbb{R}^d$, look up the label c of the cell that \mathbf{x} falls into and set $\phi(\mathbf{x})$ to be the (column) indicator vector that whether $\mathbf{x} \in \mathcal{X}_k$, i.e., $\phi(\mathbf{x}) = \{I(\mathbf{x} \in \mathcal{X}_k)\}_{k=1}^D$.

The dimensionality D of ϕ equals the number of leaf nodes, and each feature mapping $\phi(\mathbf{x})$ takes the one-hot form. This feature map ϕ induces a kernel

$$\begin{aligned} k_{dt}(\mathbf{x}, \mathbf{x}') &:= \phi(\mathbf{x})^\top \phi(\mathbf{x}') \\ &= \begin{cases} 1 & \text{if } \mathbf{x}, \mathbf{x}' \text{ in the same partition cell} \\ 0 & \text{otherwise} \end{cases} \end{aligned} \quad (7)$$

As a result, the feature mapping $\phi(\mathbf{x})$ defines a featurized decision tree.

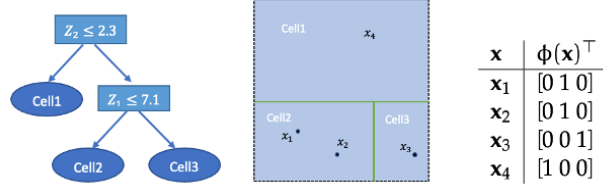


Figure 1: Feature expansions of 4 data points in \mathbb{R}^2 .

As introduced in Section 3.1, the solution for β is $(\Phi^\top \Phi + \sigma^2 \mathbf{I}_D)^{-1} \Phi^\top \mathbf{y}$. Note that under the decision tree kernel, $\Phi^\top \Phi = \text{diag}(n_1, \dots, n_D)$ is a diagonal matrix of the number of training samples in each leaf cell. Therefore, the time complexity to invert the matrix $(\Phi^\top \Phi + \sigma^2 \mathbf{I}_D)$ is $O(D)$.

4.2 Differentiable approximation

The random features generated by Figure 1 can be written as

$$\begin{aligned} \phi(\mathbf{z}) &= (\mathbb{1}(z_2 \leq 2.3), \mathbb{1}(z_2 > 2.3, z_1 \leq 7.1), \mathbb{1}(z_2 > 2.3, z_1 > 7.1)) \\ &= (\mathbb{1}(z_2 \leq 2.3), \mathbb{1}(z_2 > 2.3) \cdot \mathbb{1}(z_1 \leq 7.1), \mathbb{1}(z_2 > 2.3) \cdot \mathbb{1}(z_1 > 7.1)). \end{aligned}$$

To calculate variable importance, the indicator function needs to be approximated by a smooth function, so that we can take the gradient with respect to each covariate. We use the sigmoid function here:

$$\mathbb{1}(x > a) \approx \frac{1}{1 + \exp(-c \cdot (x - a))},$$

where c is a hyperparameter that controls the smoothness of the decision boundaries. In this case, a larger c can better approximate the indicator function. Analogously,

$$\mathbb{1}(x \leq a) = 1 - \mathbb{1}(x > a) \approx \frac{1}{1 + \exp(c \cdot (x - a))}.$$

Algorithm 1 Featurized Decision Tree: Estimation

- 1: **Input:** data \mathbf{X} and \mathbf{y} , a learned random forest of size M .
 - 2: **Output:** $\phi^{(m)}, \beta^{(m)}$, $m = 1, \dots, M$.
 - 3: **for** $m = 1$ **to** M **do**
 - 4: construct feature map $\phi^{(m)}$
 - 5: map \mathbf{X} to feature representation $\Phi^{(m)}$ using $\phi^{(m)}$
 - 6: apply differentiable approximation to $\Phi^{(m)}$
 - 7: calculate $\beta^{(m)}$ ▷ Equation (4)
 - 8: **end for**
-

Algorithm 2 Featurized Decision Tree: Inference

- 1: **Input:** data \mathbf{Z} , the learned random forest of size M , number of observations n in \mathbf{Z} .
 - 2: **Output:** $\psi_j(f)$, $j = 1, \dots, d$.
 - 3: **for** $m = 1$ **to** M **do**
 - 4: map \mathbf{Z} to feature representation $\Phi^{(m)}$ using $\phi^{(m)}$
 - 5: apply differentiable approximation to $\Phi^{(m)}$
 - 6: $\psi_{j,m}(f^{(m)}) = \frac{1}{n} \sum_{i=1}^n |[\frac{\partial}{\partial z_j} \Phi^{(m)}(\mathbf{z}_i)] \cdot \beta^{(m)}|^2$
 - 7: **end for**
 - 8: $\psi_j(f) = \frac{1}{M} \sum_{m=1}^M \psi_{j,m}(f^{(m)})$
-

A complete summary of the proposed variable selection procedure is available in Algorithm 1-Algorithm 2. Note that in the inference procedure, data \mathbf{Z} are not necessarily the same as training data

X. Thus, we can also compute the variable importance scores using testing data. The computational complexity is dominated by calculating regression coefficients $\{\beta^{(m)}\}_{m=1}^M$, which is $O(MnD)$. The space complexity is dominated by $\{\phi^{(m)}\}_{m=1}^M$, which can be represented as a matrix mapping from each non-terminal node to each leaf node. If the number of leaf node is $O(D)$, then the space complexity is $O(MD^2)$.

5 Experiment analysis

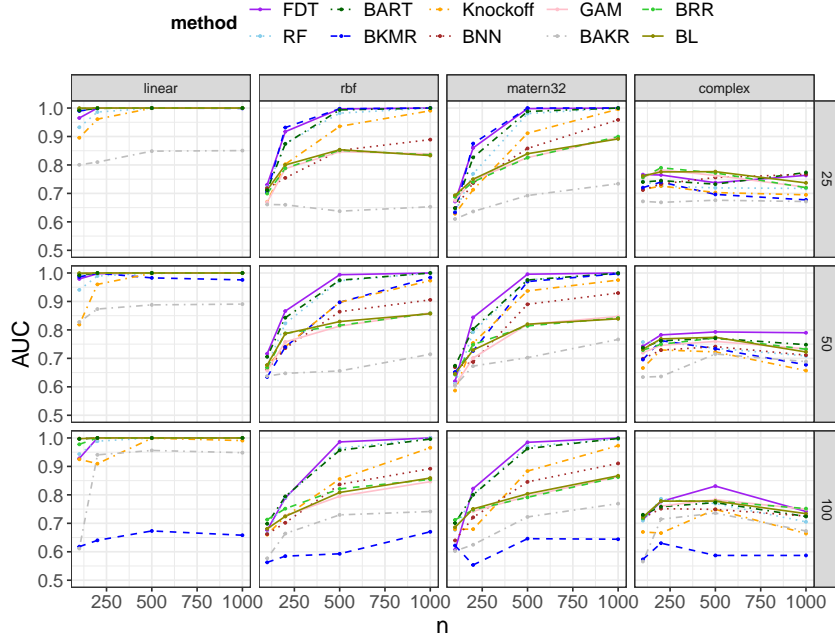


Figure 2: AUC scores of ten methods, where all covariates are continuous. FDT generally outperforms other methods in most of the data settings, with BKMR as the comparable one when $d = 25$. However, BKMR performs poorly in higher dimension. Tree-based methods RF, BART and Knockoff with random forest statistics have high AUC scores. The performance of BNN is between tree-based methods and additive models while BAKR performs poorly consistently. Additive models BRR, BL and GAM have mediocre scores under the nonlinear settings.

In this section, we investigate the practical effectiveness of the proposed variable selection method by applying it to the random forest models (Section 4). This choice of model is intentional: to showcase the breadth of our proposed approach (i.e., applicability to non-differentiable models), and to achieve a practically relevant implementation due to the random forest models' ease-of-use and superior performance over a wide range of tasks.

We interrogate the method against 9 popular or recent variable selection approaches under a variety of sample sizes and data-generation mechanism. Specifically, we generate data under the Gaussian noise model $y \sim \mathcal{N}(f_0, 1)$ for data-generation function f_0 with true dimension $d^* = 5$. We vary sample size $n \in (100, 1000)$ and data dimension $d \in \{25, 50, 100\}$. Two types of covariate distribution are considered: (1) continuous covariates, $\mathbf{x}^j \sim \text{Unif}(-2, 2)$, $j = 1, \dots, d$, and (2) mixture of categorical and continuous covariates, where two of the causal covariates and two of the non-causal covariates are distributed as $\text{Bern}(0.5)$ and the rest of covariates are distributed as $\text{Unif}(-2, 2)$. We consider four types of data-generation function f_0 :

- 1) **linear**: a simple linear function $f_0(\mathbf{x}) = \mathbf{x}^\top \beta$;

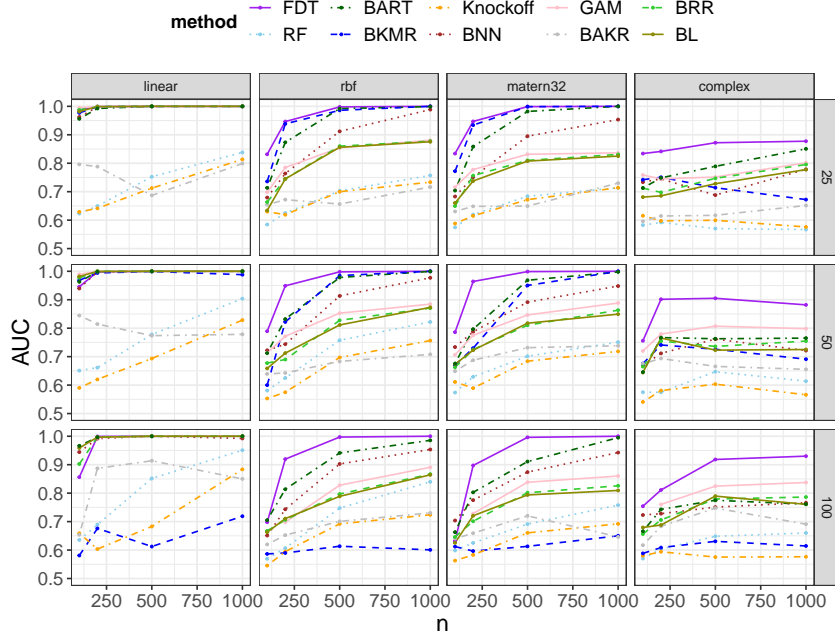


Figure 3: AUC scores of ten methods, where two of the causal covariates and two of the non-causal covariates are categorical and the rest of covariates are continuous. FDT has the highest AUC scores for almost all data settings, even in the complex data case. The performances of BART, BKMR, BAKR, BRR and BL are similar to all continuous covariates case. But the rest two tree-based methods, RF and Knockoff with random forest statistics produce lower AUC scores, even in linear data settings. On the other hand, BNN and GAM give slightly better scores than continuous case.

- 2) **rbf**: a Gaussian RBF kernel with length-scale 1. This kernel represents the space of functions that are smooth (i.e., infinitely differentiable) and have reasonable complexity (i.e., does not have fast-varying fluctuations that are difficult to model);
- 3) **matern32**: a $\text{matérn } \frac{3}{2}$ kernel with length-scale 1. Compared to RBF, it has the same degree of complexity but is less smooth, in the sense that it represents the space of once-differentiable functions, but is not necessarily infinitely differentiable;
- 4) **complex**: a complicated and non-smooth multivariate function that is outside the RKHS \mathcal{H} : $f_0(\mathbf{x}) = \frac{\sin(\max(x_1, x_2)) + \arctan(x_2)}{1 + x_1 + x_5} + \sin(0.5x_3)(1 + \exp(x_4 - 0.5x_3)) + x_3^2 + 2\sin(x_4) + 4x_5$, which is non-continuous in terms of x_1, x_2 but infinitely differentiable in terms of x_3, x_4, x_5 . Note that this function violates the assumption that $f_0 \in \mathcal{H}$.

We repeat the simulation 20 times for each setting. We use area under the receiver operating characteristic (ROC) curve (AUC) to measure the overall performance of variable selection. An ROC curve plots true positive rate vs. false positive rate at different variable selection thresholds (i.e., the φ for $I(E(\psi_j) > \varphi)$). Therefore, AUC ranges from 0 to 1, with a larger value representing better performance.

We compare the proposed variable selection approach to three types of methods: (1) Tree-based methods, which include random forest (**RF**) Hastie and Tibshirani [1990], which measures variable importance with their impurity based on the average reduction of the loss function were the variable to be removed; Bayesian additive regression trees (**BART**) Chipman et al. [2010], which produces a measure of variable importance by tracking variable inclusion proportions, enabling variable selection with a user-defined threshold; and **Knockoff** Candès et al. [2017], which uses random forest statistics to assess variable importance in our case. It is necessary to compare FDT to the original random forest, since FDT is built on it. We use 500 regression trees for RF. (2) Kernel-based methods, which contain Bayesian kernel machine regression (**BKMR**) Bobb et al. [2015], which uses a Gaussian

process with a spike-and-slab prior on the inverse length-scale parameter; Bayesian Approximate Kernel Regression (**BAKR**) Crawford et al. [2018] performs variable selection using random Fourier features and a factor model coupled with a linear projection; and Bayesian neural networks (**BNN**) Liang et al. [2018], which performs variable selection by choosing appropriate prior distributions. (3) Additive models, including Bayesian Ridge Regression (**BRR**) Hoerl and Kennard [1970], which applies a fixed prior for each variable; Bayesian Lasso (**BL**) Park and Casella [2008] developed a Bayesian way to access the Lasso estimate which allows tractable full conditional distributions; and Generalized additive models (**GAM**) Hastie and Tibshirani [1990], estimated by penalized maximum likelihood using the smoothing penalty, is able to remove certain covariates from the model.

We measure the variable importance scores using posterior mean of the integrated gradient norm. This is in comparison of the feature importances for RF, random forest statistics for Knockoff, variable inclusion proportions for BART, posterior inclusion probabilities for BKMR, marginal inclusion probabilities for BNN, squared estimates of the parameter coefficients for GAM, BAKR, BRR and BL.

Figure 2 and Figure 3 present the results when all covariates are continuous and when covariates are a mixture of categorical and continuous variables, respectively. They show the AUC scores (y-axis) as a function of training sample sizes (x-axis). Each panel in the figure represents the result for a specific data generating mechanism (linear, rbf, matern32, complex) for a specific data dimension ($d \in \{25, 50, 100\}$), while the different lines represent results from different methods (FDT, RF, BART, BKMR, Knockoff, BNN, GAM, BAKR, BRR, BL).

5.1 Continuous covariates

Figure 2 presents the results when $\mathbf{x}^j \sim \text{Unif}(-2, 2)$, $j = 1, \dots, d$. In general, FDT has higher AUC scores across most scenarios, especially when data are generated having high complexity with quickly-varying local fluctuations (rbf, matern32). Moreover, all ten methods perform only moderately well in complex data settings. The three tree-based methods, RF, BART and Knockoff with random forest statistics also have high AUC scores across scenarios, since the tree-based methods naturally rank by how well the covariates improve the purity of the node. Note that under low dimension case ($d = 25$), BKMR is comparable to FDT when $f_0 \in \mathcal{H}$ (linear, rbf, matern32). However, when it comes to medium- or relatively high-dimension settings ($d = 50, 100$), BKMR produces low AUC scores. This is probably because BKMR suffers from curse of dimensionality van der Vaart and Zanten [2011]. The performance of BNN is between tree-based methods and additive models, especially when the training samples become larger. It could be because BNN has the universal approximation ability of the feed-forward neural networks Cybenko [1989] and thus is more flexible. BAKR performs consistently poorly and has lowest AUC scores in relatively low-dimension setting ($d = 25, 50$). This could be due to the approximation error of random Fourier features to the kernel. On the other hand, additive models like GAM, especially the penalized regression methods that assume linearity, such as BRR and BL, can achieve comparable or superior performance under the linear data setting. However, BRR and BL consistently perform poorly with low AUC scores when data are nonlinear.

5.2 Mixture of categorical and continuous covariates

In practice, the data setting usually consists of both categorical and continuous covariates. The effect of a certain categorical covariate or the interaction between a categorical covariate and a continuous covariate could be of interest. Examples include, does the gender difference in income differ based on the job prestige level? However, this mixture data settings are less-investigated. We consider this mixture setting by sampling some of the covariates from Bernoulli distribution.

Figure 3 presents the results when two of the causal covariates and two of the non-causal covariates are distributed as $\text{Bern}(0.5)$ and the rest of covariates are distributed as $\text{Unif}(-2, 2)$. As implied by the AUC scores, FDT is better at identifying the true variables for almost all data settings. The performance of the other methods is less than satisfactory, especially in the complex data settings. The performances of BART, BKMR, BAKR, BRR and BL are similar to their respective performances in the all continuous covariates case. However, the other two tree-based methods, RF and Knockoff with random forest statistics, produce lower AUC scores, even under the linear model data generating mechanism. This could be due to the “absent levels” problem Au [2018]. On the other hand, BNN

and GAM give slightly better scores than continuous case. The results indicate again that FDT outperforms other methods.

6 Discussion and future directions

The modern data analysis pipeline typically involves fitting multiple models, comparing their performance, and iterating as necessary. When variable selection is involved, the practitioner may ask *are the variable importances across models measuring the same behavior?* And, *what if the most suitable model does not have a satisfactory variable selection procedure?* By framing model choice as kernel choice — which we emphasize includes kernels corresponding machine learning methods like neural networks and random forests in addition to the long list of traditional kernels — we propose a unified variable selection procedure that is compatible across models and we prove strong guarantees for this procedure.

Our proposed framework provides principled uncertainty quantification by performing exact Bayesian inference on the weights β of a feature map $\phi(\mathbf{x})$. We do not consider uncertainty in the feature map itself. This means, for example, if the feature map is given by the last hidden layer of a neural network trained by maximizing the posterior, then our model class corresponds to the *neural linear model*. This model is different from a fully Bayesian neural network, which performs posterior inference also on the kernel hyperparameters (i.e., the hidden weights). Likewise, the decision tree kernel we studied does not consider uncertainty in the decision trees. Yet, this is not necessarily a limitation. Fully Bayesian neural networks are fraught with difficulties and the neural linear model has gained in popularity Snoek et al. [2015], Ober and Rasmussen [2019], Thakur et al. [2021].

In our experiments, we focused on a decision tree kernel and showed consistently competitive or superior variable selection performance against a variety of baselines on datasets of different size and complexity. In the future, we would like to apply this framework to other model classes (e.g., MARS Friedman [1991]), real datasets, and to estimating the importance of interaction effects and higher-order terms.

References

- Trevor Hastie, Robert Tibshirani, and Martin Wainwright. *Statistical Learning with Sparsity: The Lasso and Generalizations*. Chapman & Hall/CRC, 2015. ISBN 978-1-4987-1216-3.
- T. J. Hastie and R. J. Tibshirani. *Generalized Additive Models*. Chapman and Hall/CRC, Boca Raton, Fla, 1st edition edition, June 1990. ISBN 978-0-412-34390-2.
- Li Wang, Lan Xue, Annie Qu, and Hua Liang. Estimation and model selection in generalized additive partial linear models for correlated data with diverging number of covariates. *Annals of Statistics*, 42(2):592–624, 2014.
- Leo Breiman. Random Forests. *Machine Learning*, 45(1):5–32, October 2001. ISSN 1573-0565. doi: 10.1023/A:1010933404324. URL <https://doi.org/10.1023/A:1010933404324>.
- Jerome H. Friedman. Greedy function approximation: A gradient boosting machine. *Annals of Statistics*, 29(5):1189–1232, October 2001. ISSN 0090-5364, 2168-8966. doi: 10.1214/aos/1013203451. URL <https://projecteuclid.org/euclid.aos/1013203451>.
- Giovanna Castellano and Anna Maria Fanelli. *Variable Selection Using Neural-Network Models*. 2000.
- Jean Feng and Noah Simon. Sparse-Input Neural Networks for High-dimensional Nonparametric Regression and Classification. *arXiv:1711.07592 [stat]*, June 2019. URL <http://arxiv.org/abs/1711.07592>.
- Yang Young Lu, Yingying Fan, Jinchi Lv, and William Stafford Noble. DeepPINK: reproducible feature selection in deep neural networks. *arXiv:1809.01185 [cs, stat]*, September 2018. URL <http://arxiv.org/abs/1809.01185>.
- Jeremiah Zhe Liu. Variable Selection with Rigorous Uncertainty Quantification using Deep Bayesian Neural Networks: Posterior Concentration and Bernstein-von Mises Phenomenon. *arXiv:1912.01189 [cs, stat]*, December 2019. URL <http://arxiv.org/abs/1912.01189>.
- Hugh A. Chipman, Edward I. George, and Robert E. McCulloch. BART: Bayesian additive regression trees. *The Annals of Applied Statistics*, 4(1):266–298, March 2010. ISSN 1932-6157, 1941-7330. doi: 10.1214/09-AOAS285. URL <https://projecteuclid.org/journals/annals-of-applied-statistics/volume-4/issue-1/BART-Bayesian-additive-regression-trees/10.1214/09-AOAS285.full>. Publisher: Institute of Mathematical Statistics.
- Radford M. Neal. *Bayesian Learning for Neural Networks*. Springer-Verlag, Berlin, Heidelberg, 1996. ISBN 978-0-387-94724-2.
- Alex Davies and Zoubin Ghahramani. The random forest kernel and other kernels for big data from random partitions. *arXiv preprint arXiv:1402.4293*, 2014.
- Jasper Snoek, Oren Rippel, Kevin Swersky, Ryan Kiros, Nadathur Satish, Narayanan Sundaram, Md. Mostofa Ali Patwary, Prabhat, and Ryan P. Adams. Scalable bayesian optimization using deep neural networks. In *Proceedings of the 32nd International Conference on Machine Learning*, 2015.
- Ali Rahimi and Benjamin Recht. Random features for large-scale kernel machines. In *Proceedings of the 20th International Conference on Neural Information Processing Systems, NIPS’07*, pages 1177–1184, Red Hook, NY, USA, December 2007. Curran Associates Inc. ISBN 978-1-60560-352-0.
- Lorenzo Rosasco, Silvia Villa, Sofia Mosci, Matteo Santoro, and Alessandro Verri. Nonparametric sparsity and regularization. *The Journal of Machine Learning Research*, 14(1):1665–1714, January 2013. ISSN 1532-4435.
- Carl Edward Rasmussen. Gaussian processes in machine learning. In *Summer school on machine learning*, pages 63–71. Springer, 2003.

- Nello Cristianini and John Shawe-Taylor. *An Introduction to Support Vector Machines and Other Kernel-based Learning Methods*. Cambridge University Press, Cambridge, 2000. ISBN 978-0-521-78019-3. doi: 10.1017/CBO9780511801389. URL <https://www.cambridge.org/core/books/an-introduction-to-support-vector-machines-and-other-kernelbased-learning-methods/A6A6F4084056A4B23F88648DDBFDD6FC>.
- Ali Rahimi, Benjamin Recht, et al. Random features for large-scale kernel machines. In *NIPS*, volume 3, page 5. Citeseer, 2007.
- Jaehoon Lee, Yasaman Bahri, Roman Novak, Samuel S Schoenholz, Jeffrey Pennington, and Jascha Sohl-Dickstein. Deep neural networks as gaussian processes. *arXiv preprint arXiv:1711.00165*, 2017.
- Ali Rahimi and Benjamin Recht. Uniform approximation of functions with random bases. *2008 46th Annual Allerton Conference on Communication, Control, and Computing*, pages 555–561, 2008.
- Ali Rahimi and Benjamin Recht. Weighted sums of random kitchen sinks: Replacing minimization with randomization in learning. In D. Koller, D. Schuurmans, Y. Bengio, and L. Bottou, editors, *Advances in Neural Information Processing Systems*, volume 21. Curran Associates, Inc., 2009. URL <https://proceedings.neurips.cc/paper/2008/file/0efe32849d230d7f53049ddc4a4b0c60-Paper.pdf>.
- Song Mei and Andrea Montanari. The generalization error of random features regression: Precise asymptotics and the double descent curve. *arXiv: Statistics Theory*, 2019.
- Arthur Jacot, Berfin Simsek, Francesco Spadaro, Clement Hongler, and Franck Gabriel. Implicit regularization of random feature models. In Hal Daumé III and Aarti Singh, editors, *Proceedings of the 37th International Conference on Machine Learning*, volume 119 of *Proceedings of Machine Learning Research*, pages 4631–4640. PMLR, 13–18 Jul 2020. URL <https://proceedings.mlr.press/v119/jacot20a.html>.
- Christopher KI Williams. Computation with infinite neural networks. *Neural Computation*, 10(5): 1203–1216, 1998.
- Alexander G. de G. Matthews, Jiri Hron, Mark Rowland, Richard E. Turner, and Zoubin Ghahramani. Gaussian process behaviour in wide deep neural networks. In *In 6th International Conference on Learning Representations (ICLR)*, 2018.
- Matej Balog, Balaji Lakshminarayanan, Zoubin Ghahramani, Daniel M. Roy, and Yee Whye Teh. The mondrian kernel. In *Proceedings of the Thirty-Second Conference on Uncertainty in Artificial Intelligence*, UAI’16, page 32–41, Arlington, Virginia, USA, 2016. AUAI Press. ISBN 9780996643115.
- Subhashis Ghosal and Aad van der Vaart. Convergence rates of posterior distributions for noniid observations. *The Annals of Statistics*, 35(1):192–223, February 2007. ISSN 0090-5364, 2168-8966. doi: 10.1214/009053606000001172. URL <https://projecteuclid.org/journals/annals-of-statistics/volume-35/issue-1/Convergence-rates-of-posterior-distributions-for-noniid-observations/10.1214/009053606000001172.full>.
- Ajaykrishna Karthikeyan, Naman Jain, Nagarajan Natarajan, and Prateek Jain. Learning Accurate Decision Trees with Bandit Feedback via Quantized Gradient Descent. *arXiv:2102.07567 [cs]*, October 2021. URL <http://arxiv.org/abs/2102.07567>. arXiv: 2102.07567.
- Yongxin Yang, Irene Garcia Morillo, and Timothy M. Hospedales. Deep Neural Decision Trees. *arXiv:1806.06988 [cs, stat]*, June 2018. URL <http://arxiv.org/abs/1806.06988>. arXiv: 1806.06988.
- Ozan Irsoy, O. T. Yildiz, and Ethem Alpaydin. Soft decision trees. *Proceedings of the 21st International Conference on Pattern Recognition (ICPR2012)*, 2012.

- Nicholas Frosst and Geoffrey Hinton. Distilling a Neural Network Into a Soft Decision Tree. *arXiv:1711.09784 [cs, stat]*, November 2017. URL <http://arxiv.org/abs/1711.09784>. arXiv: 1711.09784.
- G rard Biau, Erwan Scornet, and Johannes Welbl. Neural Random Forests. *Sankhya A*, 81(2): 347–386, December 2019. ISSN 0976-8378. doi: 10.1007/s13171-018-0133-y. URL <https://doi.org/10.1007/s13171-018-0133-y>.
- Ryutaro Tanno, Kai Arulkumaran, Daniel Alexander, Antonio Criminisi, and Aditya Nori. Adaptive Neural Trees. In *Proceedings of the 36th International Conference on Machine Learning*, pages 6166–6175. PMLR, May 2019. URL <https://proceedings.mlr.press/v97/tanno19a.html>. ISSN: 2640-3498.
- Emmanuel Candes, Yingying Fan, Lucas Janson, and Jinchi Lv. Panning for Gold: Model-X Knockoffs for High-dimensional Controlled Variable Selection. *arXiv:1610.02351 [math, stat]*, December 2017. URL <http://arxiv.org/abs/1610.02351>. arXiv: 1610.02351.
- Jennifer F. Bobb, Linda Valeri, Birgit Claus Henn, David C. Christiani, Robert O. Wright, Maitreyi Mazumdar, John J. Godleski, and Brent A. Coull. Bayesian kernel machine regression for estimating the health effects of multi-pollutant mixtures. *Biostatistics*, 16(3):493–508, July 2015. ISSN 1465-4644. doi: 10.1093/biostatistics/kxu058. URL <https://doi.org/10.1093/biostatistics/kxu058>.
- Lorin Crawford, Kris C. Wood, Xiang Zhou, and Sayan Mukherjee. Bayesian Approximate Kernel Regression With Variable Selection. *Journal of the American Statistical Association*, 113(524): 1710–1721, October 2018. ISSN 0162-1459. doi: 10.1080/01621459.2017.1361830. URL <https://doi.org/10.1080/01621459.2017.1361830>.
- Faming Liang, Qizhai Li, and Lei Zhou. Bayesian Neural Networks for Selection of Drug Sensitive Genes. *Journal of the American Statistical Association*, 113(523):955–972, July 2018. ISSN 0162-1459. doi: 10.1080/01621459.2017.1409122. URL <https://doi.org/10.1080/01621459.2017.1409122>.
- Arthur E. Hoerl and Robert W. Kennard. Ridge Regression: Biased Estimation for Nonorthogonal Problems. *Technometrics*, 12(1):55–67, February 1970. ISSN 0040-1706. doi: 10.1080/00401706.1970.10488634. URL <https://www.tandfonline.com/doi/abs/10.1080/00401706.1970.10488634>.
- Trevor Park and George Casella. The Bayesian Lasso. *Journal of the American Statistical Association*, 103(482):681–686, June 2008. ISSN 0162-1459. doi: 10.1198/016214508000000337. URL <https://doi.org/10.1198/016214508000000337>.
- Aad van der Vaart and Harry Zanten. Information Rates of Nonparametric Gaussian Process Methods. *Journal of Machine Learning Research*, 12:2095–2119, June 2011.
- G. Cybenko. Approximation by superpositions of a sigmoidal function. *Math. Control Signal Systems*, 2(4):303–314, December 1989. ISSN 1435-568X. doi: 10.1007/BF02551274. URL <https://doi.org/10.1007/BF02551274>.
- Timothy C. Au. Random forests, decision trees, and categorical predictors: the "Absent levels" problem. *J. Mach. Learn. Res.*, 19(1):1737–1766, January 2018. ISSN 1532-4435.
- Sebastian W. Ober and Carl Edward Rasmussen. Benchmarking the neural linear model for regression. In *2nd Symposium on Advances in Approximate Bayesian Inference*, 2019.
- Sujay Thakur, Cooper Lorusong, Yaniv Yacoby, Finale Doshi-Velez, and Weiwei Pan. Uncertainty-aware (una) bases for deep bayesian regression using multi-headed auxiliary networks. *arXiv preprint arXiv:2006.11695v4*, 2021.
- Jerome H. Friedman. Multivariate Adaptive Regression Splines. *The Annals of Statistics*, 19(1):1 – 67, 1991. doi: 10.1214/aos/1176347963. URL <https://doi.org/10.1214/aos/1176347963>.