

# Characterizing the Efficiency vs. Accuracy Trade-off for Long-Context NLP Models

**Phyllis Ang**

Duke University  
Durham, North Carolina, USA  
phyllis.ang@duke.edu

**Bhuwan Dhingra**

Duke University  
Durham, North Carolina, USA  
bdhingra@cs.duke.edu

**Lisa Wu Wills**

Duke University  
Durham, North Carolina, USA  
lisa@cs.duke.edu

## Abstract

With many real-world applications of Natural Language Processing (NLP) comprising of long texts, there has been a rise in NLP benchmarks that measure the accuracy of models that can handle longer input sequences. However, these benchmarks do not consider the trade-offs between accuracy, speed, and power consumption as input sizes or model sizes are varied. In this work, we perform a systematic study of this accuracy vs. efficiency trade-off on two widely used long-sequence models – Longformer-Encoder-Decoder (LED) and Big Bird – during fine-tuning and inference on four datasets from the SCROLLS benchmark. To study how this trade-off differs across hyperparameter settings, we compare the models across four sequence lengths (1024, 2048, 3072, 4096) and two model sizes (base and large) under a fixed resource budget. We find that LED consistently achieves better accuracy at lower energy costs than Big Bird. For summarization, we find that increasing model size is more energy efficient than increasing sequence length for higher accuracy. However, this comes at the cost of a large drop in inference speed. For question answering, we find that smaller models are both more efficient and more accurate due to the larger training batch sizes possible under a fixed resource budget.

## 1 Introduction

Over the past few years, advances in sequence modeling have led to impressive results on several NLP benchmarks (Wang et al., 2019, 2020). A closer look at these results reveals that higher accuracies are typically achieved by increasingly larger and computationally intensive models, which have large carbon footprints that can have an adverse effect on the environment (Strubell et al., 2019).

This has led to the Green AI initiative, which urges researchers to consider energy and computational efficiency when evaluating models in order to promote those which achieve high accuracies with

smaller carbon footprints (Schwartz et al., 2020). However, although it has been a few years since Green AI was introduced, efficiency metrics have still not been integrated into many recently proposed benchmarks such as the Long Range Arena (LRA) (Tay et al., 2020a) and SCROLLS (Shaham et al., 2022). These benchmarks serve as a strong basis for comparison between Transformer models in terms of accuracy. However, improved accuracy is often obtained by either increasing the input sequence length or the model size, and the energy cost of these improvements is not clear. Moreover, previous characterizations of model efficiency in terms of speed (e.g., in LRA) only focus on *inter*-model comparisons, keeping model sizes and input sequence lengths fixed. Here, we argue that the accuracy-vs-efficiency trade-off also has implications for *intra*-model comparisons when selecting hyperparameters – e.g., increasing the sequence length might positively impact accuracy but may also negatively impact efficiency metrics. As a result, when faced with a fixed resource budget, it is not clear whether practitioners should opt for increasing the model size or increasing the input length for the most efficient use of resources.

In this work, we perform a systematic study of the trade-off between efficiency and accuracy for two widely used long-context NLP models – Big Bird (Zaheer et al., 2020) and Longformer-Encoder-Decoder (LED) (Beltagy et al., 2020) – on four datasets from the SCROLLS benchmark.<sup>1</sup> We characterize efficiency using several metrics, including the total energy consumption during training, training speed, inference speed, and power efficiency. We compare the models across several different input lengths and two different model sizes (base and large). Overall, for summarization, we find that, perhaps surprisingly, increasing model size is a more energy efficient way of increasing accu-

<sup>1</sup>Code available at <https://github.com/phyllisayk/nlp-efficiency-tradeoff>.

racy as compared to increasing sequence length. However, if inference speed is the main efficiency metric of interest, then smaller models should be preferred. For question answering, on the other hand, we find that using smaller models is more efficient in terms of all metrics *and* more accurate due to the larger training batch sizes allowed under a fixed resource budget.

## 2 Background

### 2.1 NLP Benchmarks

Benchmarks such as SuperGLUE (Wang et al., 2019) and SQuAD (Rajpurkar et al., 2018) have served as the gold standard in the development of NLP models. However, these benchmarks only capture model performance on short text sequences while many NLP tasks of interest, such as question answering and summarization, involve long contexts. Recently, several efficient Transformer models have been introduced which require sub-quadratic memory and time complexity with respect to the input length (Tay et al., 2020b). Consequently, new standardized benchmarks have been introduced specifically focusing on the long sequence modeling capabilities of these models, including the Long Range Arena (LRA) (Tay et al., 2020a) and SCROLLS (Shaham et al., 2022).

Although LRA evaluates long-sequence models, it only contains two language datasets which artificially elongate the input sequences through byte tokenization. The SCROLLS benchmark, on the other hand, focuses on language tasks which naturally require synthesizing information from long sequences, including summarization, question answering, and classification. SCROLLS does not compare models in terms of efficiency at all, and while LRA compares model speeds, it only does so across different model architectures, ignoring the impact of hyperparameter choices. For our analysis, we utilize three summarization tasks and one question answering task from SCROLLS.

### 2.2 Energy Considerations

As deep learning models grow more complex to meet increasing demands, the computation required to run these models generates an increasingly larger energy cost (Strubell et al., 2019). This has led to the Green AI initiative (Schwartz et al., 2020) which demands higher energy efficiency while maintaining state-of-the-art accuracies. A benchmark of the performance and energy efficiency of

Dataset	Task	Avg Input Length
GovReport	Summ	7,897
SumScreenFD	Summ	5,639
QMSum	Summ	10,396
Qasper	QA	3,671

Table 1: An overview of the datasets from SCROLLS that were used in this paper. This is an abbreviated version of the table shown in the original SCROLLS paper (Shaham et al., 2022). *Summ* indicates summarization and *QA* indicates Question Answering. See Appendix A for more information.

AI accelerators has been performed during training, but it only examined 2-layer LSTMs and vanilla Transformers (Wang et al., 2020). HULK (Zhou et al., 2021) is an NLP benchmark that evaluates the energy efficiency of several Transformer models (e.g., BERT (Devlin et al., 2019) and RoBERTa (Liu et al., 2019)) during pre-training, fine-tuning, and inference, but it does not consider long-range models. Additionally, neither of the benchmarks consider the effects of different sequence lengths on both energy efficiency and accuracy. However, we confirm the observation from HULK that larger model sizes do not always imply lower efficiency.

## 3 Methodology

Our main contribution is an analysis of how different sequence lengths affect the trade-off between accuracy, power, and speed in long-context Transformer models during fine-tuning and inference. Since our focus is on long-context NLP tasks, we investigated the following four input sequence lengths: 1024, 2048, 3072, and 4096.

### 3.1 Datasets

We conduct our analyses on four datasets from the SCROLLS benchmark: GovReport (Huang et al., 2021), SummScreenFD (Chen et al., 2021), QMSum (Zhong et al., 2021), and Qasper (Dasigi et al., 2021). These datasets span two different tasks – summarization and question answering – which frequently involve long inputs. We provide a summary of these datasets in Table 1 with more details provided in Appendix A. We cast these datasets in a unified sequence-to-sequence format using the same procedure as done in SCROLLS.

### 3.2 Models

Following standard practice, we start with pre-trained models and restrict our analysis to the fine-

tuning and inference stages. Since our tasks are cast in a sequence-to-sequence format, we pick two widely used encoder-decoder models for long-context NLP – the Longformer-Encoder-Decoder (LED) and Big Bird. To mimic a typical use-case, we obtained these two pre-trained models from the HuggingFace library<sup>2</sup> – hence our analysis can be easily extended to any HuggingFace model.

**Longformer-Encoder-Decoder (LED).** We analyzed both the base and large version of the LED model released with the original paper (Beltagy et al., 2020). This version of the LED model utilized the `Longformer-chunks` implementation that achieves high compute efficiency at the cost of higher memory by chunking the key and query matrices such that only a single matrix multiplication operation from PyTorch is needed. The two versions of the model are stored on HuggingFace as `allenai/led-base-16384` and `allenai/led-large-16384`.

**Big Bird.** Following the encoder-decoder setup in the original Big Bird paper (Zaheer et al., 2020), we utilized the version of Big Bird-large that has been pretrained on the PubMed dataset starting from Pegasus-large. This model is stored on HuggingFace as `google/bigbird-pegasus-large-pubmed`. We only performed experiments on the large version of this model as the base version is not released on HuggingFace.

### 3.3 Hardware Resources Provisioned

Our initial experiments with the LED-base model suggest that large batch sizes are imperative for obtaining high accuracies on the question answering task but less so for the summarization tasks (see Table 2). Quadrupling the batch sizes on the Qasper question answering dataset – through the use of gradient accumulation step size of four – resulted in a two to four point increase in the F1 scores across the input sequence lengths. Take the input sequence length of 1024 as an example (i.e., first row of Table 2), we were able to fit a batch size of 24 on one GPU (labeled *1 GPU*) without suffering an out-of-memory error when performing fine-tuning, obtaining a modest F1 score of 17.68. When we quadrupled the batch size to 96 by using gradient accumulation with step size of four (labeled *1 GPU - Accum*), the model accuracy went up

to an F1 score of 21.39. When the batch sizes were further increased through the use of more GPUs (labeled *8 GPUs - Accum*), the increase in F1 scores becomes more prominent at four to seven points. The same trends hold for all sequence lengths on the Qasper dataset. On the other hand, quadrupling the batch sizes for the GovReport summarization dataset resulted in negligible increases in Rouge scores while the further increase via multiple GPUs actually resulted in (slightly) lower Rouge scores.

These initial experiments informed our decision to use a fixed resource budget of 1 Nvidia RTX A6000 GPU for both fine-tuning and inference of all models on the summarization tasks, since increasing the number of GPUs does not have a positive effect on the model accuracy. On the other hand, for the question answering task, we used a much larger fixed resource budget of 8 Nvidia RTX A6000 GPUs (on the same server) for both fine-tuning and inference to allow for larger batch sizes that can obtain much better model accuracy.

### 3.4 Fine-tuning

All pre-trained models mentioned in Section 3.2 are fine-tuned without mixed precision or gradient checkpointing on all datasets until convergence. A model has converged when the accuracy metric of interest for that specific task stays the same or has worsened for 3 validation calls. In our case, since we perform validation every 500 steps for summarization tasks and every 10 steps for the question answering task, a model has converged when the metric has stayed the same or worsened for 1500 steps for summarization tasks and 30 steps for the question answering task.

In terms of hyperparameters, we used the same hyperparameters that the SCROLLS benchmark utilized for the LED-base model except for the batch sizes. To control for the effects of memory on our metrics, for each sequence length and model, we selected the largest batch size that can fit on the 48GB A6000 GPU. For the question answering task, the batch sizes were selected so that the minibatches on each of the 8 GPUs were maximized. To further increase the effective size of each of minibatches in the question answering task, we set gradient accumulation steps to four. More information about the hyperparameters is outlined in Appendix B.

### 3.5 Inference

Since we do not have access to the labels in the test sets of SCROLLS, inference is run on the vali-

---

<sup>2</sup><https://huggingface.co/>

Dataset	Seq Len	1 GPU		1 GPU - Accum		8 GPUs - Accum	
		Batch Size	Acc	Batch Size	Acc	Batch Size	Acc
Qasper	1024	24	17.68	96	21.39	704	25.30
	2048	12	22.74	48	27.87	352	29.97
	3072	8	29.57	32	33.75	224	33.94
	4096	6	32.88	24	34.20	160	36.36
GovReport	1024	24	49.53	96	49.53	704	48.78
	2048	12	51.15	48	51.28	352	50.18
	3072	8	51.67	32	52.09	224	50.60
	4096	6	51.71	24	52.27	160	50.95

Table 2: Accuracy of the LED-base model with varying batch sizes across different hardware configurations. *Accum* indicates that a gradient accumulation step size of four was used to obtain the larger batch sizes. On the Qasper question answering task, where *Acc* represents the F1 score of the predicted answers, increasing the batch sizes significantly improves the accuracy for all sequence lengths. On the GovReport summarization task, where *Acc* represents the Rouge score, increasing the batch sizes has a negligible effect.

dation set using the fine-tuned models. All of our inferences were performed with a batch size of 16.

### 3.6 Evaluation Criteria

**Accuracy.** Our evaluation metrics for accuracy of the models on each dataset follow those mentioned in the SCROLLS paper. GovReport, SummScreenFD, and QMSum are evaluated using Rouge, as is standard for summarization; Qasper is evaluated using a token-level F1 score after normalizing both the predicted and ground-truth answer strings.<sup>3</sup> For Rouge, following SCROLLS, we calculated the geometric mean of three different types of rouge to provide a single value: Rouge-1 (unigram overlap), Rouge-2 (bigram overlap), and Rouge-L (longest sequence overlap).

**Efficiency.** For efficiency metrics, we explored the training power efficiency (number of samples trained per second per Watt), total training energy required (average power  $\times$  training time), training speed (number of samples trained per second), and inference speed (number of samples inferred per second). The training and inference speeds are provided by the HuggingFace library while the total energy consumed and the power efficiency of the GPU(s) were collected with the help of the Weights and Biases (wandb) tool.<sup>4</sup>

We chose power efficiency as one of our metrics because it is one of the most important industry standard metrics used for machine learning platforms (TPU uses performance per Watt,

MLPerf (Reddi et al., 2020; Mattson et al., 2020) measures the number of samples inferred per second per Watt) as it is a key component of TCO (Total Cost of Ownership). Cloud providers routinely spend 40-50% of the cost towards electricity as well as powering and cooling the servers, and this cost is increasing. Hence, maximizing the utility of this spent power by increasing the number of samples processed per watt is crucial for reducing the carbon footprint of NLP research.

## 4 Results

### 4.1 Summarization Datasets

Figure 1 depicts the power efficiency of each summarization dataset vs. its corresponding training accuracy for input lengths ranging from 1024 to 4096 tokens. We make the following observations: First, power efficiency has a strong inverse correlation with the size of the input sequence lengths, with small variations across datasets. Second, the Big Bird-large model has similar power efficiency to LED-large model across the input sequence lengths, but Big Bird’s Rouge scores are much lower, making one of the LED models a better choice to select when training summarization tasks.

Figure 2 shows the total energy consumed during training on each of the three summarization datasets. Interestingly, we observe that on GovReport and QMSum, LED-large with sequence length 1024 is more efficient *and* has higher accuracy than each of the LED-base models with larger sequence lengths. Increasing the sequence length for LED-large further increases this accuracy while still often being more efficient than LED-base models

<sup>3</sup>Normalization is done in the same manner as Squad (Rajpurkar et al., 2018)).

<sup>4</sup><https://wandb.ai/site>

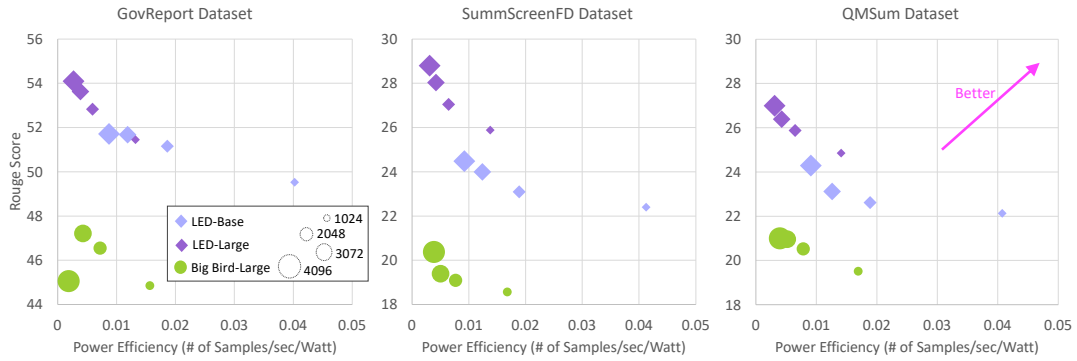


Figure 1: Power efficiency measured in number of samples per second per watt vs. model accuracy in Rouge score for the three summarization datasets – GovReport (Left), SummScreenFD (Middle), QMSum (Right) – while varying input sequence lengths.

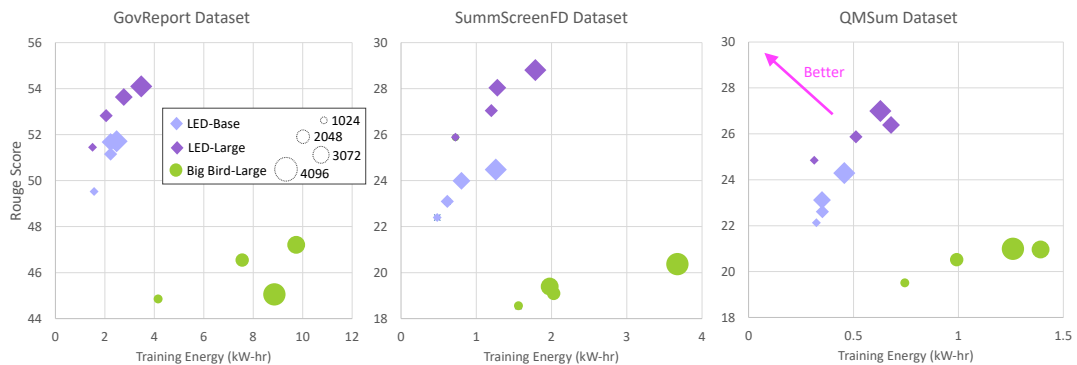


Figure 2: Total training energy consumption measured in kiloWatt-hour vs. model accuracy in Rouge score for the three summarization datasets – GovReport (Left), SummScreenFD (Middle), QMSum (Right) – while varying input sequence lengths.

with greater sequence lengths. This suggests that, for summarization, using larger models with short sequence lengths is a more energy friendly way to get higher accuracies (as compared to small models with larger sequence lengths). We find Big Bird to both consume more energy and achieve lower Rouge scores.

The training speed (Figure 3) and the inference speed (Figure 4) of the summarization datasets show similar trends. As the input sequence lengths increase, the training and inference speeds decrease due to the sub-quadratic runtime complexity (with respect to the input sequence lengths) exhibited in the attention mechanisms employed in these efficient Transformer models. Unlike training energy, inference speed increases when the model size is smaller at the cost of lower accuracy. However, sometimes (such as the datapoints exhibited in the GovReport dataset) a similar accuracy can be obtained by LED-base model with a larger input length (2048) as opposed to LED-large with a

smaller input length (1024).

## 4.2 Qasper Dataset and Scaling Up Resources

Figure 5 shows all four efficiency metrics for the Qasper question answering task. Once again, the LED models outperform Big Bird in the overall F1 score. Interestingly, we observe that under fixed resources, LED-base also outperforms LED-large on this dataset.<sup>5</sup> We suspect this is due to the larger batch sizes we can fit for LED-base as compared to LED-large, which we found to be particularly important for this dataset. Hence, we found it to be more efficient and more accurate to use the smaller model on this task. Increasing sequence length brings large gains in accuracy with a small increased cost in training energy but a large slowdown in terms of speed.

<sup>5</sup>We note that our LED-base model with input sequence length 4096 achieves an F1 score of approximately 10 points higher than what was reported in the SCROLLS paper.

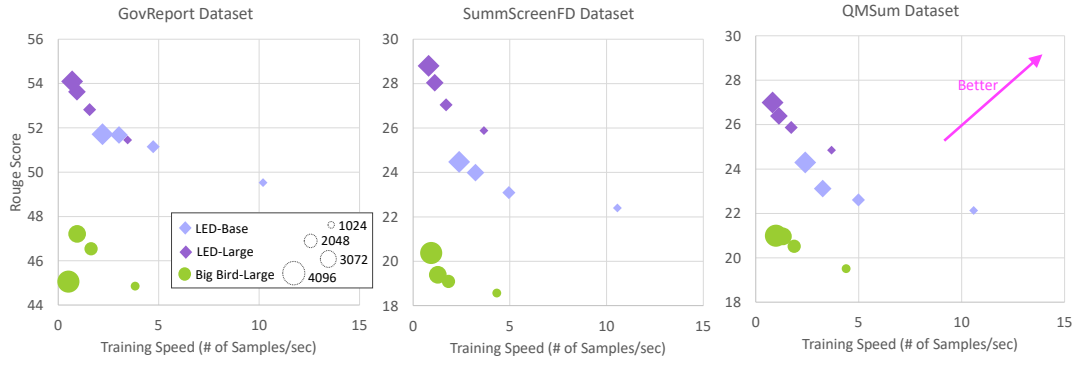


Figure 3: Model training speed measured in number of samples per second vs. model accuracy in Rouge score for the three summarization datasets – GovReport (Left), SummScreenFD (Middle), QMSum (Right) – while varying input sequence lengths.

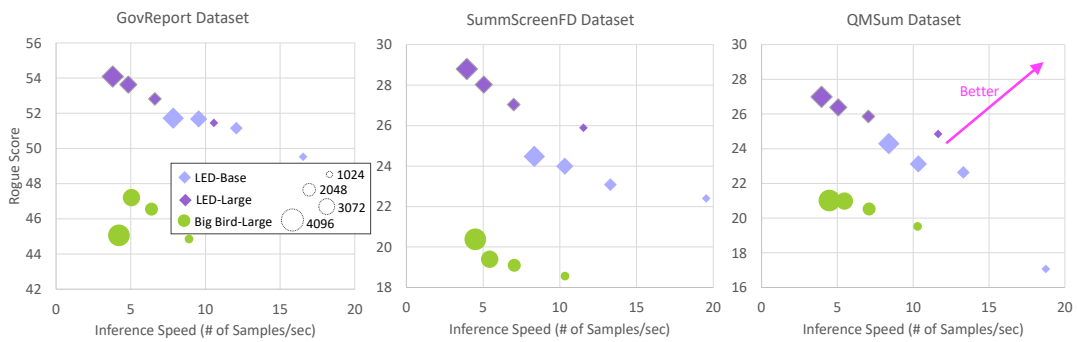


Figure 4: Model inference speed measured in number of samples per second vs. model accuracy in Rouge score for the three summarization datasets – GovReport (Left), SummScreenFD (Middle), QMSum (Right) – while varying input sequence lengths.

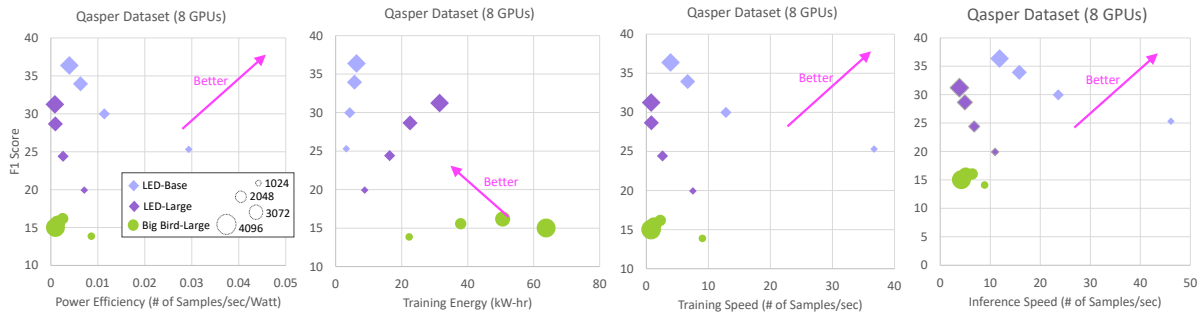


Figure 5: Power efficiency measured in number of samples per second (Left), training energy estimated in kiloWatt-hour (Center Left), training speed (Center Right) and inference speed (Right) in number of samples per second vs. model accuracy in F1 score for the Qasper question answering dataset while varying input sequence lengths.

### 4.3 Energy Consumption Deep Dive

To understand the energy consumption of the hardware platform, we present a deeper analysis on the GovReport dataset. We plot the GPU utilization (as an average over the entire training run), the GPU memory usage (as an average over the entire training run), and the training time (in seconds) in Figure 6. From the GPU utilization plot, we observe that the single GPU is pretty well utilized for

the LED models while Big Bird seems to not saturate the GPU especially when the input sequence length is 4096. This would suggest that Big Bird would incur a smaller energy cost because not all GPU resources are online. However, Big Bird took about 48 hours to train for a sequence length of 4096 while LED-large took 14 hours to train at the same sequence length. The almost four times in training time contributed to Big Bird’s high en-

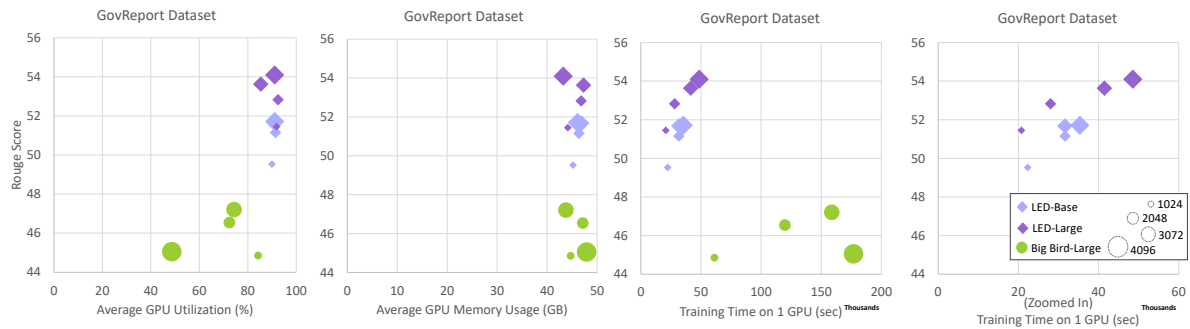


Figure 6: Average GPU utilization (Left), average GPU memory usage (Center Left), and total training time in seconds (Center Right and Right) vs. model accuracy for the GovReport summarization dataset while varying input sequence lengths.

energy consumption in Figure 2, making it the least carbon-friendly model to train for GovReport. In general, the training time on the GPU (depicted in Figure 6-right) exhibits a similar trend as the total energy consumed. The average GPU utilization is therefore not an indicative metric in predicting the energy consumption of model training in this case, but the training time is, as energy is calculated using power consumed over time (or the area under the curve when plotting power over time).

## 5 Conclusion

We have presented a systematic study of the accuracy vs. efficiency trade-offs involved in four long-context NLP tasks across two model architectures. In addition to comparing model architectures as commonly done in NLP benchmarks, our focus was on comparing models of two different sizes and four different sequence lengths. We highlight several key findings which we hope practitioners can utilize to select hyperparameters under a resource constrained setting. One such key finding is that using a larger model instead of larger input sequence lengths is a more energy friendly way to achieve higher accuracies on summarization tasks if inference speed is not a concern. On the other hand, utilizing a longer input sequence length with a smaller model for question answering task results in higher accuracies with higher efficiency.

## References

- Iz Beltagy, Matthew E. Peters, and Arman Cohan. 2020. [Longformer: The Long-Document Transformer](#). *arXiv:2004.05150 [cs]*. ArXiv: 2004.05150.
- Mingda Chen, Zewei Chu, Sam Wiseman, and Kevin Gimpel. 2021. [SummScreen: A Dataset for Abstrac-](#)
- [tive Screenplay Summarization](#). *arXiv:2104.07091 [cs]*. ArXiv: 2104.07091.
- Pradeep Dasigi, Kyle Lo, Iz Beltagy, Arman Cohan, Noah A. Smith, and Matt Gardner. 2021. [A dataset of information-seeking questions and answers anchored in research papers](#). In *Proceedings of the 2021 Conference of the North American Chapter of the Association for Computational Linguistics: Human Language Technologies*, pages 4599–4610, Online. Association for Computational Linguistics.
- Jacob Devlin, Ming-Wei Chang, Kenton Lee, and Kristina Toutanova. 2019. [BERT: Pre-training of deep bidirectional transformers for language understanding](#). In *Proceedings of the 2019 Conference of the North American Chapter of the Association for Computational Linguistics: Human Language Technologies, Volume 1 (Long and Short Papers)*, pages 4171–4186, Minneapolis, Minnesota. Association for Computational Linguistics.
- Luyang Huang, Shuyang Cao, Nikolaus Parulian, Heng Ji, and Lu Wang. 2021. [Efficient attentions for long document summarization](#). In *Proceedings of the 2021 Conference of the North American Chapter of the Association for Computational Linguistics: Human Language Technologies*, pages 1419–1436, Online. Association for Computational Linguistics.
- Yinhan Liu, Myle Ott, Naman Goyal, Jingfei Du, Mandar Joshi, Danqi Chen, Omer Levy, Mike Lewis, Luke Zettlemoyer, and Veselin Stoyanov. 2019. [Roberta: A robustly optimized bert pretraining approach](#). *arXiv preprint arXiv:1907.11692*.
- Peter Mattson, Christine Cheng, Gregory Diamos, Cody Coleman, Paulius Micikevicius, David Patterson, Hanlin Tang, Gu-Yeon Wei, Peter Bailis, Victor Bittorf, David Brooks, Dehao Chen, Debo Dutta, Udit Gupta, Kim Hazelwood, Andy Hock, Xinyuan Huang, Daniel Kang, David Kanter, Naveen Kumar, Jeffery Liao, Deepak Narayanan, Tayo Oguntebi, Gennady Pekhimenko, Lillian Pentecost, Vijay Janapa Reddi, Taylor Robie, Tom St John, Carole-Jean Wu, Lingjie Xu, Cliff Young, and Matei Zaharia. 2020. [MLperf training benchmark](#). In *Pro-*

- ceedings of Machine Learning and Systems*, volume 2, pages 336–349.
- Pranav Rajpurkar, Robin Jia, and Percy Liang. 2018. **Know what you don’t know: Unanswerable questions for SQuAD**. In *Proceedings of the 56th Annual Meeting of the Association for Computational Linguistics (Volume 2: Short Papers)*, pages 784–789, Melbourne, Australia. Association for Computational Linguistics.
- Vijay Janapa Reddi, Christine Cheng, David Kanter, Peter Mattson, Guenther Schmuelling, Carole-Jean Wu, Brian Anderson, Maximilien Breughe, Mark Charlebois, William Chou, Ramesh Chukka, Cody Coleman, Sam Davis, Pan Deng, Greg Diamos, Jared Duke, Dave Fick, J. Scott Gardner, Itay Hubara, Sachin Idgunji, Thomas B. Jablin, Jeff Jiao, Tom St John, Pankaj Kanwar, David Lee, Jeffery Liao, Anton Lohmotov, Francisco Massa, Peng Meng, Paulius Micikevicius, Colin Osborne, Gennady Pekhimenko, Arun Tejusve Raghunath Rajan, Dilip Sequeira, Ashish Sirasao, Fei Sun, Hanlin Tang, Michael Thomson, Frank Wei, Ephrem Wu, Lingjie Xu, Koichi Yamada, Bing Yu, George Yuan, Aaron Zhong, Peizhao Zhang, and Yuchen Zhou. 2020. **MLPerf Inference Benchmark**. *arXiv:1911.02549 [cs, stat]*. ArXiv: 1911.02549.
- Roy Schwartz, Jesse Dodge, Noah A. Smith, and Oren Etzioni. 2020. **Green ai**. *Commun. ACM*, 63(12):54–63.
- Uri Shaham, Elad Segal, Maor Ivgi, Avia Efrat, Ori Yoran, Adi Haviv, Ankit Gupta, Wenhan Xiong, Mor Geva, Jonathan Berant, and Omer Levy. 2022. **SCROLLS: Standardized CompaRison Over Long Language Sequences**. *arXiv:2201.03533 [cs, stat]*. ArXiv: 2201.03533.
- Emma Strubell, Ananya Ganesh, and Andrew McCallum. 2019. **Energy and policy considerations for deep learning in NLP**. In *Proceedings of the 57th Annual Meeting of the Association for Computational Linguistics*, pages 3645–3650, Florence, Italy. Association for Computational Linguistics.
- Yi Tay, Mostafa Dehghani, Samira Abnar, Yikang Shen, Dara Bahri, Philip Pham, Jinfeng Rao, Liu Yang, Sebastian Ruder, and Donald Metzler. 2020a. **Long Range Arena: A Benchmark for Efficient Transformers**. *arXiv:2011.04006 [cs]*. ArXiv: 2011.04006.
- Yi Tay, Mostafa Dehghani, Dara Bahri, and Donald Metzler. 2020b. **Efficient Transformers: A Survey**. *arXiv:2009.06732 [cs]*. ArXiv: 2009.06732.
- Alex Wang, Yada Pruksachatkun, Nikita Nangia, Amanpreet Singh, Julian Michael, Felix Hill, Omer Levy, and Samuel Bowman. 2019. **Superglue: A stickier benchmark for general-purpose language understanding systems**. *Advances in neural information processing systems*, 32.
- Y. Wang, Q. Wang, S. Shi, X. He, Z. Tang, K. Zhao, and X. Chu. 2020. **Benchmarking the Performance and Energy Efficiency of AI Accelerators for AI Training**. In *2020 20th IEEE/ACM International Symposium on Cluster, Cloud and Internet Computing (CC-GRID)*, pages 744–751.
- Manzil Zaheer, Guru Guruganesh, Kumar Avinava Dubey, Joshua Ainslie, Chris Alberti, Santiago Ontanon, Philip Pham, Anirudh Ravula, Qifan Wang, Li Yang, and Amr Ahmed. 2020. **Big bird: Transformers for longer sequences**. In *Advances in Neural Information Processing Systems*, volume 33, pages 17283–17297. Curran Associates, Inc.
- Ming Zhong, Da Yin, Tao Yu, Ahmad Zaidi, Mutethia Mutuma, Rahul Jha, Ahmed Hassan Awadallah, Asli Celikyilmaz, Yang Liu, Xipeng Qiu, and Dragomir Radev. 2021. **QMSum: A new benchmark for query-based multi-domain meeting summarization**. In *Proceedings of the 2021 Conference of the North American Chapter of the Association for Computational Linguistics: Human Language Technologies*, pages 5905–5921, Online. Association for Computational Linguistics.
- Xiyou Zhou, Zhiyu Chen, Xiaoyong Jin, and William Yang Wang. 2021. **HULK: An Energy Efficiency Benchmark Platform for Responsible Natural Language Processing**. In *Proceedings of the 16th Conference of the European Chapter of the Association for Computational Linguistics: System Demonstrations*, pages 329–336, Online. Association for Computational Linguistics.

## A SCROLLS Dataset

Table 3 gives an overview of the datasets used in this paper, and we provide a brief description of each dataset below.

**GovReport.** (Huang et al., 2021) A summarization dataset comprised of reports published by the U.S. Government Accountability Office (GAO) and Congressional Research Service (CRS).

**SummScreenFD.** (Chen et al., 2021) A summarization dataset where the goal is to generate a summary of an episode of a TV show when given a transcript of the episode.

**QMSum.** (Zhong et al., 2021) A query-based summarization dataset composed of meeting notes from various sources such as academic group meetings, industrial product meetings, and public policy meetings. Models have to be able summarize specific sections of meetings when given a query.

**Qasper.** (Dasigi et al., 2021) A question answering dataset over NLP papers from Semantic Scholar Open Research Corpus (S2ORC). Given the title



Dataset	Task	Domain	Metric	Avg #Words		#Examples
				Input	Output	
GovReport	Summ	Government	ROUGE	7,897	492.7	19,402
SummScreenFD	Summ	TV	ROUGE	5,639	100.0	4,348
QMSum	QB-Summ	Meetings	ROUGE	10,396	69.7	1,810
Qasper	QA	Science	F1	3,671	11.5	5,692

Table 3: An overview of the datasets the SCROLLS dataset with their statistics that was recreated from the original SCROLLS paper (Shaham et al., 2022). *Summ* indicates summarization, *QB-Summ* means query-based summarization and *QA* means question answering. The number of examples for each dataset includes all the examples from train, validation, and test sets.

Hyperparameter	Value
Validation Accumulation Steps	10
Learning Rate (all other dataset)	2e-5
Learning Rate Scheduler	Linear
Learning Rate Warm-up Ratio	0.1
Adam Optimizer Epsilon	1e-6
Adam Optimizer Beta1	0.9
Adam Optimizer Beta2	0.98
Dataloader Workers	1
Maximum Epoch	50
Early Stopping	3

Table 4: Hyperparameters used during fine-tuning of the pre-trained models. For any hyperparameters that are not listed in this table, we used the default values provided from the HuggingFace Trainer Library <sup>7</sup>.

and abstract of a paper, models have to be able to generate the answer to a question about the paper.

## B SCROLLS Model Hyperparameters

All the experiments conducted in this project were built upon the pre-trained models from the HuggingFace library. Many of the hyperparameters used here are the same as those used for the LED-base model in SCROLLS. Unless specified in Table 4, hyperparameters take on default values from the HuggingFace Trainer library.<sup>6</sup>

As mentioned in Section 3.4, we selected the largest batch sizes that can fit on the NVIDIA RTX A6000 GPU(s) during fine-tuning for each model and dataset in order to control for the effects of memory on our metrics. Table 5 shows the batch sizes used for fine-tuning each model on the different datasets at different input sequence lengths.

Task	Model	Seq Len	Batch
Summ	LED-base	1024	24
		2048	12
		3072	8
		4096	6
	LED-large	1024	8
		2048	4
		3072	3
		4096	2
	Big Bird-large	1024	7
		2048	4
		3072	2
		4096	2
QA	LED-base	1024	704
		2048	352
		3072	224
		4096	160
	LED-large	1024	256
		2048	128
		3072	64
		4096	64
	Big Bird-large	1024	224
		2048	96
		3072	64
		4096	32

Table 5: Batch sizes used for fine-tuning the different models for each of the tasks at each input sequence length. *Summ* indicates summarization, and *QA* means question answering. The batch sizes listed for the QA task is the total batch size across the 8 GPUs with gradient accumulation step set to four.

<sup>6</sup>[https://huggingface.co/docs/transformers/main\\_classes/trainer](https://huggingface.co/docs/transformers/main_classes/trainer)

<sup>7</sup>See previous note.