

# On the Fundamental Tradeoff of Integrated Sensing and Communications Under Gaussian Channels

Yifeng Xiong, *Graduated Student Member, IEEE*, Fan Liu, *Member, IEEE*, Yuanhao Cui, *Member, IEEE*,  
Weijie Yuan, *Member, IEEE*, Tony Xiao Han, *Member, IEEE*, and Giuseppe Caire, *Fellow, IEEE*

**Abstract**—Integrated Sensing and Communication (ISAC) is recognized as a promising technology for the next-generation wireless networks, which provides significant performance gains over individual sensing and communications (S&C) systems via the shared use of wireless resources. The characterization of the S&C performance tradeoff is at the core of the theoretical foundation of ISAC. In this paper, we consider a point-to-point (P2P) ISAC model under vector Gaussian channels, and propose to use the Cramér-Rao bound (CRB)-rate region as a basic tool for depicting the fundamental S&C tradeoff. In particular, we consider the scenario where a unified ISAC waveform is emitted from a dual-functional ISAC transmitter (Tx), which simultaneously performs S&C tasks with a communication receiver (Rx) and a sensing Rx. In order to perform both S&C tasks, the ISAC waveform is required to be random to convey communication information, with realizations being perfectly known at both the ISAC Tx and the sensing Rx as a reference sensing signal as in typical radar systems. In this context, we treat the ISAC waveform as a random but known nuisance parameter in the sensing signal model, and define a Miller-Chang type CRB for the analysis of the sensing performance.

As the main contribution of this paper, we characterize the S&C performance at the two corner points of the CRB-rate region, namely,  $P_{SC}$  indicating the maximum achievable communication rate constrained by the minimum CRB, and  $P_{CS}$  indicating the minimum achievable CRB constrained by the maximum communication rate. In particular, we derive the high-SNR communication capacity at  $P_{SC}$ , and provide lower and upper bounds for the sensing CRB at  $P_{CS}$ . We show that these two points can be achieved by the conventional Gaussian signalling and a novel strategy relying on the uniform distribution over the set of semi-unitary matrices, i.e., the Stiefel manifold, respectively. Based on the above-mentioned analysis, we provide an outer bound and various inner bounds for the achievable CRB-rate regions.

Our main results reveal a two-fold tradeoff in ISAC systems, consisting of the subspace tradeoff (ST) and the deterministic-random tradeoff (DRT) that depend on the resource allocation and data modulation schemes employed for S&C, respectively. Within this framework, we examine the state-of-the-art ISAC

signalling strategies and study a number of illustrative examples, which are validated through numerical simulations.

**Index Terms**—Integrated sensing and communication, Gaussian channels, CRB-rate region, deterministic-random tradeoff, subspace tradeoff.

## I. INTRODUCTION

### A. Background and Related Works

IN an ISAC system, wireless communications and sensing functionalities are performed by using a single hardware platform and a common radio waveform over the same frequency band, which considerably improves the energy-, spectral-, and hardware-efficiencies [1]–[5]. Due to the substantial performance gain attainable for both S&C capabilities, ISAC is well-recognized as a key enabler for a variety of emerging applications including vehicular networks, smart home, and smart cities. Despite the fact that S&C have long been considered as two isolated fields, e.g., wireless networks and radar systems, they are indeed intertwined with each other as an “odd couple” in an information-theoretic sense [6].

For decades, S&C researchers are mostly working on a generic linear Gaussian model, expressed as

$$\mathbf{Y} = \mathbf{H}\mathbf{X} + \mathbf{Z}, \quad (1)$$

where  $\mathbf{Y} \in \mathbb{C}^{N \times T}$ ,  $\mathbf{H} \in \mathbb{C}^{N \times M}$ ,  $\mathbf{X} \in \mathbb{C}^{M \times T}$ , and  $\mathbf{Z} \in \mathbb{C}^{N \times T}$  denote the received signal, target response/communication channel, transmitted signal, and Gaussian noise, respectively, which can be in scalar, vector, or matrix forms. From the communication perspective, the basic problem is given channel  $\mathbf{H}$  to design an optimal transmission strategy  $\mathbf{X}$  that maximizes the channel capacity. From the sensing perspective, the basic problem is to estimate  $\mathbf{H}$ , or, more relevant to radar sensing, to estimate the target parameters (e.g., amplitude, delay, angle, and Doppler) contained in  $\mathbf{H}$  as accurate as possible, based on the knowledge of  $\mathbf{X}$ . Indeed, S&C are connected with each other given the duality between signals and linear systems, which are mathematically interchangeable. Nonetheless, the distinct physical roles of  $\mathbf{X}$  and  $\mathbf{H}$  in S&C and the resulting performance measures lead to a number of unique performance tradeoffs and design criteria [7]–[10] to the ISAC signal processing, particularly for simultaneously realizing S&C functionalities via a unified waveform. Despite that capacity characterization and parameter estimation limits have been independently investigated for S&C for years, the depiction of the inherent information-estimation tradeoff and

Y. Xiong is with the School of Electronics and Computer Science, University of Southampton, Southampton, SO17 1BJ, UK, and is also with the Department of Electronic and Electrical Engineering, Southern University of Science and Technology, Shenzhen 518055, China (e-mail: yx8n18@soton.ac.uk).

F. Liu and W. Yuan are with the Department of Electronic and Electrical Engineering, Southern University of Science and Technology, Shenzhen 518055, China (e-mail: liuf6@sustech.edu.cn, yuanwj@sustech.edu.cn).

Y. Cui is with the School of Information and Communication Engineering, Beijing University of Posts and Telecommunications, Beijing, China (e-mail: cuiyuanhao@bupt.edu.cn).

T. X.-Han is with Huawei Technologies Co., Ltd (e-mail: tony.hanxiao@huawei.com).

G. Caire is with the Chair of Communications and Information Theory, Technical University of Berlin, 10623 Berlin, Germany (e-mail: caire@tu-berlin.de).

the corresponding performance bounds in an ISAC system remains long-standing open.

The pioneering effort to reveal the fundamental connection between information and estimation theory can be traced back to the early results on the I-MMSE equation [11], which states that for the linear Gaussian model  $\mathbf{Y} = \sqrt{\text{snr}}\mathbf{H}\mathbf{X} + \mathbf{Z}$ , the derivative of the mutual information  $I(\mathbf{Y}; \mathbf{X})$  with respect to the signal-to-noise ratio (SNR) is equal to the minimum mean squared error (MMSE) for estimating  $\mathbf{H}\mathbf{X}$  by observing  $\mathbf{Y}$ . While the I-MMSE equation implies maximizing the MMSE of  $\mathbf{H}\mathbf{X}$  also maximizes the scaling ratio of the mutual information  $I(\mathbf{Y}; \mathbf{X})$ , which bridges the information theory and estimation theory, the equation itself mainly concentrates on the estimation performance of unknown data symbol  $\mathbf{X}$  rather than on the target parameters in  $\mathbf{H}$ , since  $\mathbf{H}$  is assumed to be deterministic and known [11]. Consequently, the connection between  $I(\mathbf{Y}; \mathbf{X})$  and the sensing performance limits for  $\mathbf{H}$  was not fully investigated. More relevant to this work, one may model the ISAC channel as a state-dependent channel [12], which characterizes the information-conveyed signal reflected by state-varying targets [13]. The goal for such an ISAC system is to transmit information through the channel while estimating its state under the minimum distortion. On top of that, a capacity-distortion (C-D) tradeoff is acquired to depict the S&C performance bounds [14]–[17]. While these studies could capture the S&C tradeoff from the information-theoretic perspective, the connections among communication capacity, target channel states, and to-be-estimated parameters in sensing tasks are still not clearly indicated.

### B. Contribution of This Paper

To gain a better understanding of the interweaved S&C functionalities, in this paper, we shed light on the fundamental limits of ISAC by analyzing the tradeoff between the communication capacity and sensing CRB, two key performance metrics at the cores of information theory and estimation theory. We consider a general point-to-point (P2P) system setting, where a random signal  $\mathbf{X}$  is emitted from an ISAC Tx and received both at a communication Rx and a sensing Rx, thus to realize simultaneous S&C functionalities. Since  $\mathbf{X}$  encodes useful information intended for the communication Rx, it is unknown to the communication Rx, yet is perfectly known to both the ISAC Tx and sensing Rx due to the fact that they are colocated or collaborative in typical monostatic or bistatic radar settings. While the P2P communication capacity is known to be the maximum mutual information over all possible distributions of  $\mathbf{X}$ , the optimal achievable sensing performance is less understood, especially when the signal  $\mathbf{X}$  is random. To cope with this issue, we propose to treat  $\mathbf{X}$  as a random known nuisance parameter in the sensing model, and resort to a Miller-Chang type CRB to measure the average sensing performance [18].

Under this framework, our main contributions are summarized as follows:

- We define a Miller-Chang type CRB for measuring the sensing performance limit in an ISAC system, and show that its optimum is achieved when the sample covariance

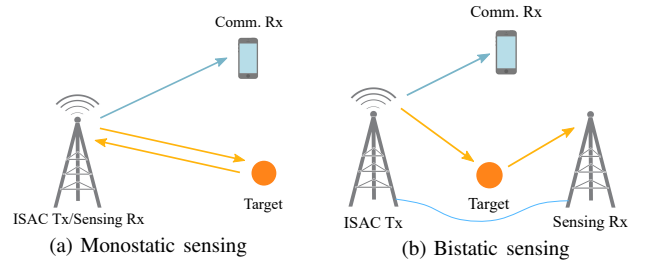


Figure 1. The ISAC scenarios considered in this paper, where the dual-functional waveform  $\mathbf{X}$  is known to the sensing receiver.

matrix  $\mathbf{R}_\mathbf{X} = T^{-1}\mathbf{X}\mathbf{X}^H$  has a deterministic trace, and the support of the distribution  $p(\mathbf{R}_\mathbf{X})$  (and hence  $p(\mathbf{X})$ ) is restricted to the optimal solution set of a deterministic CRB minimization problem. In particular, if the solution is unique, the sensing-optimal sample covariance matrix  $\mathbf{R}_\mathbf{X}$  itself should be deterministic;

- We define the CRB-rate region as the set of all achievable pairs of the communication rate and the sensing CRB, and propose a pentagon inner bound of the CRB-rate region that can be achieved through simple time-sharing strategy. Within this framework, we study the ISAC performance at the two corner points of the CRB-rate region, namely,  $P_{\text{CS}}$  indicating the minimum achievable CRB constrained by the maximum communication rate, and  $P_{\text{SC}}$  indicating the maximum achievable communication rate constrained by the minimum CRB.
- We derive the high-SNR communication capacity for the sensing-optimal point  $P_{\text{SC}}$ , and prove that it can be asymptotically achieved by a strategy based on uniform sampling over the set of semi-unitary matrices, i.e., the Stiefel manifold [19]. As a further step, we provide lower and upper bounds for the sensing CRB at the communication-optimal point  $P_{\text{CS}}$ ;
- We reveal that the S&C tradeoff in ISAC systems is a two-fold tradeoff, namely, the subspace tradeoff (ST) balancing the resource allocation between the subspaces spanned by S&C channels, and the deterministic-random tradeoff (DRT) depicting the exploitable S&C degrees of freedom (DoFs) in ISAC signals. Based on these two tradeoffs, we further propose an outer bound and a variety of inner bounds for the CRB-rate region.
- We unveil the connection between the above fundamental tradeoffs and existing ISAC waveform designs, and provide illustrative examples to demonstrate the behaviour of ST and DRT in typical ISAC application scenarios.

To the best of our knowledge, this is the first work that addresses the fundamental tradeoff in ISAC from both information- and estimation-theoretic perspectives. Our hope is that this paper can serve as a stepping stone towards the fully characterization of the CRB-rate performance region, as well as towards the design of bound-achieving ISAC transmission strategies.

The rest of this paper is organized as follows. The system model and the performance metrics for both sensing and communication are introduced in Section II. Then, in Section III, we present our main results characterizing the corner points

$P_{\text{SC}}$  and  $P_{\text{CS}}$  of the CRB-rate region, while the corresponding proofs are deferred to the Appendices. Based on these results, we discuss the ST and DRT in Section IV-A, provide some strategies achieving inner bounds of the CRB-rate region in Section IV-B, and unveil the connections between the S&C tradeoff and existing ISAC system designs in Section IV-C. This is followed by a case study in Section V, where we discuss the ST and DRT in practical ISAC application scenarios. We illustrate and validate the analytical results using numerical examples in Section VI, and finally conclude the paper in Section VI.

## Notations

Throughout this paper,  $a$ ,  $\mathbf{a}$ ,  $\mathbf{A}$ , and  $\mathcal{A}$  represent random variables (scalars), random vectors, random matrices and random sets, respectively; The corresponding deterministic quantities, are denoted by  $a$ ,  $\mathbf{a}$ ,  $\mathbf{A}$ , and  $\mathcal{A}$ , respectively. The  $m$ -by- $n$  matrix of zeros (resp. ones) is denoted by  $\mathbf{0}_{m \times n}$  (resp.  $\mathbf{1}_{m \times n}$ ). The  $m$ -dimensional vector of zeros (resp. ones) is denoted by  $\mathbf{0}_m$  (resp.  $\mathbf{1}_m$ ). The  $m$ -by- $m$  identity matrix is denoted by  $\mathbf{I}_m$ . The Kronecker product between matrices  $\mathbf{A}$  and  $\mathbf{B}$  is denoted by  $\mathbf{A} \otimes \mathbf{B}$ .  $\|\mathbf{x}\|_p$  denotes the  $l_p$  norm, which represents the  $l_2$  norm by default when the subscript is omitted. The notation  $\mathbb{E}_{\mathbf{x}}\{\cdot\}$  denotes the expectation with respect to  $\mathbf{x}$ .  $[\cdot]^\dagger$  denotes the Moore-Penrose pseudo inverse of its argument,  $[\cdot]^*$  denotes the complex conjugate of its argument, while  $[\cdot]^H$  denotes the Hermitian transpose of its argument.  $\mathbf{A}_{:,i}$  denotes the  $i$ -th column of  $\mathbf{A}$ , while  $\mathbf{A}_{i,:}$  denotes the  $i$ -th row. The notation  $\text{diag}(\cdot)$  denotes the matrix obtained by placing its arguments on the main diagonal of a square matrix, while  $\text{blkdiag}(\cdot)$  denotes the matrix obtained similarly, but with matrix arguments.  $\mathbf{A} \succcurlyeq \mathbf{B}$  implies that  $\mathbf{A} - \mathbf{B}$  is positive semidefinite.  $\text{tr}\{\cdot\}$  stands for the trace of a square matrix.  $\text{vec}\{\mathbf{A}\}$  denote the column-stacked vector of the matrix  $\mathbf{A}$ , while  $\text{mat}_{M \times N}\{\mathbf{v}\}$  denotes the  $M \times N$  matrix satisfying  $\text{vec}\{\text{mat}_{M \times N}(\mathbf{v})\} = \mathbf{v}$ . The subscripts in the aforementioned notations may be omitted when they are clear from the context.

## II. SYSTEM MODEL AND PERFORMANCE METRICS

### A. System Model

Let us consider the general ISAC system model of

$$\mathbf{Y}_c = \mathbf{H}_c \mathbf{X} + \mathbf{Z}_c, \quad (2a)$$

$$\mathbf{Y}_s = \mathbf{H}_s \mathbf{X} + \mathbf{Z}_s, \quad (2b)$$

where  $\mathbf{H}_c \in \mathbb{C}^{N_c \times M}$  and  $\mathbf{H}_s \in \mathbb{C}^{N_s \times M}$  denote the communication channel and the target response matrix, respectively,  $\mathbf{Y}_c \in \mathbb{C}^{N_c \times T}$  and  $\mathbf{Y}_s \in \mathbb{C}^{N_s \times T}$  denote the received communication and sensing signals, respectively.  $\mathbf{X} \in \mathbb{C}^{M \times T}$  denotes the transmitted dual-functional waveform emitted from an ISAC TX for performing both S&C tasks. In this paper, we assume that  $\mathbf{X}$  is known to both the ISAC Tx and sensing Rx, but unknown to the communication Rx. This is an abstraction of the practical scenarios portrayed in Fig. 1. A more general scenario where the sensing task can be performed by the communication receiver itself will be addressed in our future works. The random matrix  $\mathbf{Z}_c \in \mathbb{C}^{N_c \times T}$  denotes the

received communication noise, modelled as independently and identically distributed (i.i.d.) circularly symmetric complex Gaussian random variables with zero mean, namely  $\text{vec}(\mathbf{Z}_c) \sim \mathcal{CN}(0, \sigma_c^2 \mathbf{I}_{N_c \times T})$ . Similarly, we also model the sensing noise  $\mathbf{Z}_s$  as  $\text{vec}(\mathbf{Z}_s) \sim \mathcal{CN}(0, \sigma_s^2 \mathbf{I}_{N_s \times T})$ . The communication subsystem aims for transmitting as much information as possible (reliably) to the receiver, while the sensing subsystem aims for estimating the sensing parameters  $\boldsymbol{\eta} \in \mathbb{R}^K$  contained in  $\mathbf{H}_s$  satisfying

$$\mathbf{H}_s = g(\boldsymbol{\eta})$$

to the highest possible accuracy, where  $g(\cdot)$  is an injective mapping from  $\mathbb{R}^K$  to  $\mathbb{C}^{N_s \times M}$ . We consider a block fading model for both the target response matrix and the communication channel. Specifically, we assume that parameters  $\boldsymbol{\eta}$  varies every  $T$  symbols in an i.i.d. manner, following a known distribution  $p_{\boldsymbol{\eta}}(\boldsymbol{\eta})$  which has a finite variance, and that the communication channel  $\mathbf{H}_c$  varies every  $kT$  symbols in an i.i.d. manner, where  $k \in \mathbb{Z}_+$ . We will refer to  $T$  as the *coherent sensing period* in the rest of the paper. We limit the average power of each transmitted symbol to be  $P_T$ , hence we have

$$\text{tr}\{\tilde{\mathbf{R}}_{\mathbf{X}}\} = \mathbb{E}\{\text{tr}\{\mathbf{R}_{\mathbf{X}}\}\} = P_T M, \quad (3)$$

where  $\tilde{\mathbf{R}}_{\mathbf{X}} := \mathbb{E}\{\mathbf{R}_{\mathbf{X}}\}$  denotes the covariance matrix of  $\mathbf{X}$ , with  $\mathbf{R}_{\mathbf{X}} := T^{-1} \mathbf{X} \mathbf{X}^H$  representing the sample covariance matrix.

### B. S&C Performance Metrics

The performance of the communication subsystem is conventionally characterized by the ergodic achievable rate (under certain design constraints), which can be expressed as

$$R_{\mathcal{F}} = \max_{p_{\mathbf{X}}(\mathbf{X})} T^{-1} I(\mathbf{Y}_c; \mathbf{X} | \mathbf{H}_c), \text{ s.t. } p_{\mathbf{X}}(\mathbf{X}) \in \mathcal{F}, \quad (4)$$

where  $I(\mathbf{Y}_c; \mathbf{X} | \mathbf{H}_c)$  denotes the mutual information between  $\mathbf{Y}_c$  and  $\mathbf{X}$  conditioned on  $\mathbf{H}_c$ , and  $\mathcal{F}$  denotes the feasibility region of  $p_{\mathbf{X}}(\mathbf{X})$  determined by the design constraints. If not stated otherwise, in the rest of this paper, the feasibility region  $\mathcal{F}$  is the set of all  $p_{\mathbf{X}}(\mathbf{X})$ 's that satisfy the power constraint (3), and the subscript  $\mathcal{F}$  in  $R_{\mathcal{F}}$  is omitted whenever there is no confusion.

The performance of the sensing subsystem is typically characterized by the estimation mean-squared error (MSE) of the parameters  $\boldsymbol{\eta}$ , given by

$$\text{MSE}_{\boldsymbol{\eta}}(\hat{\boldsymbol{\eta}}) := \mathbb{E}\{\|\boldsymbol{\eta} - \hat{\boldsymbol{\eta}}\|^2\}. \quad (5)$$

However, this metric depends on the specific choice of the estimator  $\hat{\boldsymbol{\eta}}$ , which hinders the essential relationship between the sensing performance and the design of  $p_{\mathbf{X}}(\mathbf{X})$ . To this end, we consider the Bayesian Cramér-Rao bound (BCRB) of  $\boldsymbol{\eta}$ , which constitutes a lower bound for the MSE of weakly unbiased estimators [20], taking the following form:

$$\text{MSE}_{\boldsymbol{\eta}}(\hat{\boldsymbol{\eta}}) \geq \mathbb{E}\left(\text{tr}\left\{\mathbf{J}_{\boldsymbol{\eta}|\mathbf{X}}^{-1}\right\}\right), \quad (6)$$

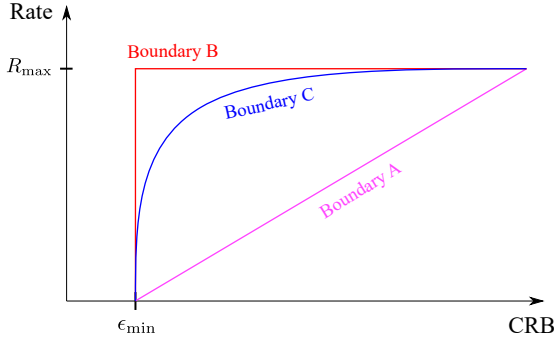


Figure 2. Graphical illustration of various possible CRB-rate regions.

where the expectation is taken with respect to  $\mathbf{X}$ , and  $\mathbf{J}_{\boldsymbol{\eta}|\mathbf{X}}$  denotes the Bayesian Fisher information matrix (BFIM) of  $\boldsymbol{\eta}$  given by

$$\mathbf{J}_{\boldsymbol{\eta}|\mathbf{X}} := \mathbb{E} \left\{ \frac{\partial \ln p_{\mathbf{Y}_s|\mathbf{X},\boldsymbol{\eta}}(\mathbf{Y}_s|\mathbf{X},\boldsymbol{\eta})}{\partial \boldsymbol{\eta}} \frac{\partial \ln p_{\mathbf{Y}_s|\mathbf{X},\boldsymbol{\eta}}(\mathbf{Y}_s|\mathbf{X},\boldsymbol{\eta})}{\partial \boldsymbol{\eta}^T} \middle| \mathbf{X} \right\} + \mathbb{E} \left\{ \frac{\partial \ln p_{\boldsymbol{\eta}}(\boldsymbol{\eta})}{\partial \boldsymbol{\eta}} \frac{\partial \ln p_{\boldsymbol{\eta}}(\boldsymbol{\eta})}{\partial \boldsymbol{\eta}^T} \right\}.$$

It is well-known that certain practical estimators (e.g. the maximum *a posteriori* (MAP) estimator) are capable of achieving the BCRB in the asymptotic limit of high SNR [20]. In light of this, in this paper, we choose the BCRB of  $\boldsymbol{\eta}$ , namely

$$\epsilon := \mathbb{E} \left( \text{tr} \left\{ \mathbf{J}_{\boldsymbol{\eta}|\mathbf{X}}^{-1} \right\} \right), \quad (7)$$

as the metric of sensing accuracy.

At this point, it is worthwhile to clarify our motivation of choosing the specific form of BCRB in (7), as well as to justify this choice. Indeed, there exist multiple versions of the BCRB when the parameters (or a part of the parameters) are random [21]. What we are using is in fact the Miller-Chang type bound [18], which treats  $\mathbf{X}$  as a nuisance parameter, and takes the expectation with respect to the conditional CRB  $\text{tr} \left\{ \mathbf{J}_{\boldsymbol{\eta}|\mathbf{X}}^{-1} \right\}$ . This specific form is particularly relevant to the scenario where  $\mathbf{X}$  is known to the sensing receiver. To elaborate, let us consider a specific realization of  $\mathbf{X}$ , denoted as  $\mathbf{X}_i$ . Since the sensing receiver always have the full knowledge about  $\mathbf{X}$ , the BCRB for this realization is given by  $\text{tr} \left\{ \mathbf{J}_{\boldsymbol{\eta}|\mathbf{X}=\mathbf{X}_i}^{-1} \right\}$ . Taking the expectation over all realizations of  $\mathbf{X}$ , we obtain (7).

To reveal the fundamental S&C performance tradeoff, we define the CRB-rate region, which is the set of all feasible ordered pairs  $(\epsilon, R)$ , where  $R$  and  $\epsilon$  are the communication rate and the sensing CRB, respectively. Typically, we are interested in the boundary of the CRB-rate region, which may be viewed as the Pareto front constituted by all optimal performance tradeoffs. To provide further intuitions about the boundary, we portray some conceptual CRB-rate regions in Fig. 2. Specifically, the point  $(\epsilon_{\min}, 0)$  represents the minimum achievable sensing MSE regardless of the communication performance, while the point  $(+\infty, R_{\max})$  represents the maximum achievable rate regardless of the sensing performance. The boundary A may be seen in scenarios where the integration of sensing and communication does not provide additional performance gain (but we have some *a priori* knowledge about the sensing

parameters, hence the maximum CRB is not infinity), while the boundary B may be seen in idealistic scenarios where both sensing and communication performance can achieve their optimum without eroding the other. In most practical scenarios, the boundary of CRB-rate regions may have a similar shape as that of the boundary C.

### III. MAIN RESULTS

In this section, we summarize the main analytical results of this paper. Before delving into details, we first give a general description of an inner bound of the CRB-rate region.

*Proposition 1 (Pentagon Inner Bound):* Any point  $(\epsilon, R)$  satisfying the inequalities

$$\epsilon \geq \epsilon_{\min}, \quad (8a)$$

$$R \leq R_{\max}, \quad (8b)$$

$$\epsilon \geq \epsilon_{\min} + \frac{\epsilon_{\text{CS}} - \epsilon_{\min}}{R_{\max} - R_{\text{SC}}} (R - R_{\text{SC}}) \quad (8c)$$

is achievable, where we define

$$\epsilon_{\min} := \min_{\mathbf{p}_{\mathbf{X}}(\mathbf{X}) \in \mathcal{F}} \epsilon, \quad (9a)$$

$$R_{\max} := \max_{\mathbf{p}_{\mathbf{X}}(\mathbf{X}) \in \mathcal{F}} T^{-1} = I(\mathbf{Y}_c; \mathbf{X} | \mathbf{H}_c), \quad (9b)$$

$$\epsilon_{\text{CS}} := \min_{\mathbf{p}_{\mathbf{X}}(\mathbf{X}) \in \mathcal{F}} \epsilon, \text{ s.t. } T^{-1} I(\mathbf{Y}_c; \mathbf{X} | \mathbf{H}_c) = R_{\max}, \quad (9c)$$

$$R_{\text{SC}} := \max_{\mathbf{p}_{\mathbf{X}}(\mathbf{X}) \in \mathcal{F}} T^{-1} I(\mathbf{Y}_c; \mathbf{X} | \mathbf{H}_c), \text{ s.t. } \epsilon = \epsilon_{\min}, \quad (9d)$$

and

$$P_{\text{SC}} := (\epsilon_{\min}, R_{\text{SC}}), \quad P_{\text{CS}} := (\epsilon_{\text{CS}}, R_{\max}). \quad (10)$$

*Proof:* The points in (10) are obviously achievable (but note that in certain scenarios we may have  $R_{\text{SC}} = 0$  or  $\epsilon_{\text{CS}} = \infty$ ). The line segment connecting  $P_{\text{SC}}$  and  $P_{\text{CS}}$  (characterized by (8c)) can be achieved by using the celebrated time-sharing strategy [22, Chap. 4], namely applying the strategy corresponding to  $P_{\text{SC}}$  with probability  $p_1$ , while applying the strategy corresponding to  $P_{\text{CS}}$  with probability  $1 - p_1$ . This completes the proof. ■

#### A. The Structure of Sensing-optimal Signals

As it can be observed from Fig. 3, the points  $P_{\text{SC}}$  and  $P_{\text{CS}}$  correspond to the sensing-optimal and the communication-optimal strategies, respectively, which serve as important control points of the CRB-rate region. Naturally, a detailed characterization of these points is desired. In particular, to obtain  $P_{\text{SC}}$ -achieving strategies, we should first find the conditions that a sensing-optimal signal  $\mathbf{X}$  must satisfy. To this end, we derive the general form of the BFIM as follows.

*Proposition 2 (BFIM Structure):* The BFIM of  $\boldsymbol{\eta}$  conditioned on  $\mathbf{X}$  takes the following form

$$\mathbf{J}_{\boldsymbol{\eta}|\mathbf{X}} = \frac{T}{\sigma_s^2} \boldsymbol{\Phi}(\mathbf{R}_{\mathbf{X}}), \quad (11)$$

where  $\boldsymbol{\Phi}(\cdot)$  is an affine map characterized by

$$\boldsymbol{\Phi}(\mathbf{A}) = \sum_{i=1}^{r_1} \tilde{\mathbf{F}}_i \mathbf{A}^T \tilde{\mathbf{F}}_i^H + \sum_{j=1}^{r_2} \tilde{\mathbf{G}}_j \mathbf{A} \tilde{\mathbf{G}}_j^H + \tilde{\mathbf{J}}_P, \quad (12)$$

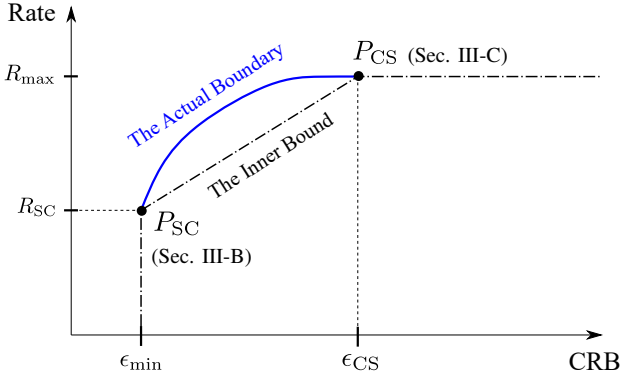


Figure 3. The pentagon inner bound of CRB-rate regions.

where  $\tilde{\mathbf{J}}_P = \sigma_s^2 T^{-1} \mathbf{J}_P$ , and the term  $\mathbf{J}_P$  is contributed by the prior distribution  $p_{\boldsymbol{\eta}}(\boldsymbol{\eta})$ , given by

$$\mathbf{J}_P = \mathbb{E} \left\{ \frac{\partial \ln p_{\boldsymbol{\eta}}(\boldsymbol{\eta})}{\partial \boldsymbol{\eta}} \frac{\partial \ln p_{\boldsymbol{\eta}}(\boldsymbol{\eta})}{\partial \boldsymbol{\eta}^T} \right\}.$$

The matrices  $\tilde{\mathbf{F}}_i$  and  $\tilde{\mathbf{G}}_i$  are given by (122). Furthermore, we have  $r_1, r_2 \leq KM$ .

*Proof:* Please refer to Appendix A. ■

When the trace of  $\mathbf{R}_X$  is fixed, we have the following alternative representation of  $\Phi(\cdot)$ .

*Corollary 1:* When the trace of  $\mathbf{R}_X$  is fixed, i.e.,  $\text{tr}\{\mathbf{R}_X\} = \gamma$ , we may express  $\Phi(\cdot)$  as follows

$$\Phi(\mathbf{A}) = \Phi_{\gamma}(\mathbf{A}) := \sum_{i=1}^{r_3} \tilde{\mathbf{F}}_i \mathbf{A} \tilde{\mathbf{G}}_i^H, \quad (13)$$

where  $r_3 \leq KM$ , and the matrices  $\tilde{\mathbf{F}}_i$  and  $\tilde{\mathbf{G}}_i$  are given by (132).

*Proof:* Please refer to Appendix B. ■

Using Proposition 2 and Corollary 1, we may now characterize the minimum achievable CRB as follows.

**Proposition 3 (Sensing-optimal  $\mathbf{R}_X$ ):** The minimum achievable CRB  $\epsilon_{\min}$  is achieved when the trace of  $\mathbf{R}_X$  is deterministic, namely when  $\text{tr}\{\mathbf{R}_X\} = \text{tr}\{\tilde{\mathbf{R}}_X\}$ . Moreover, the support of  $p(\mathbf{R}_X)$  should be restricted to the optimal solution set of the following deterministic convex optimization problem

$$\min_{\tilde{\mathbf{R}}_X} \text{tr} \left\{ \left( \Phi_{P_{TM}}(\tilde{\mathbf{R}}_X) \right)^{-1} \right\}, \quad (14a)$$

$$\text{s.t. } \text{tr}\{\tilde{\mathbf{R}}_X\} = P_{TM}, \tilde{\mathbf{R}}_X \succeq \mathbf{0}, \tilde{\mathbf{R}}_X = \tilde{\mathbf{R}}_X^H. \quad (14b)$$

*Proof:* Please refer to Appendix C. ■

Proposition 3 tells us that the sensing-optimal  $\mathbf{R}_X$  has a deterministic trace. Moreover, when the problem (14) has a unique optimal solution, it holds that the sensing-optimal  $\mathbf{R}_X$  is itself deterministic, namely  $\mathbf{R}_X = \tilde{\mathbf{R}}_X$ . Next, we present a sufficient and necessary condition for the uniqueness of the optimal solution of (14).

**Proposition 4 (Uniqueness of the Sensing-optimal  $\mathbf{R}_X$ ):** Consider a maximum-rank optimal solution of (14), denoted as  $\mathbf{R}_{\text{opt}}$ . It is also the unique optimal solution of (14), if and

only if the matrix  $\Xi(\mathbf{U}_{\text{opt}}^* \otimes \mathbf{U}_{\text{opt}}) \in \mathbb{C}^{K^2 \times r^2}$  has full column rank, where  $\Xi \in \mathbb{C}^{K^2 \times M^2}$  is given by

$$\Xi = \sum_{i=1}^{r_1} (\tilde{\mathbf{F}}_i^* \otimes \tilde{\mathbf{F}}_i) \mathbf{K} + \sum_{j=1}^{r_2} \tilde{\mathbf{G}}_j^* \otimes \tilde{\mathbf{G}}_j, \quad (15)$$

$r$  is the rank of  $\mathbf{R}_{\text{opt}}$ ,  $\mathbf{K}$  is an elementary matrix satisfying  $\mathbf{K} \text{vec}(\mathbf{A}) = \text{vec}(\mathbf{A}^T)$ ,  $\mathbf{U}_{\text{opt}}$  is obtained by the eigendecomposition of  $\mathbf{R}_{\text{opt}}$

$$\mathbf{R}_{\text{opt}} = \mathbf{U}_{\text{opt}} \mathbf{\Lambda}_{\text{opt}} \mathbf{U}_{\text{opt}}^H, \quad (16)$$

and  $\mathbf{\Lambda}_{\text{opt}} \in \mathbb{C}^{r \times r}$  is a diagonal matrix containing all non-zero eigenvalues of  $\mathbf{R}_{\text{opt}}$ .

*Proof:* Please refer to Appendix D. ■

Proposition 4 is both sufficient and necessary for the uniqueness of the optimal solution, but may not be convenient for verifying the solution-uniqueness of specific problems, since it requires the information about the maximum-rank optimal solutions. In light of this, next we provide some sufficient conditions.

**Proposition 5 (Sufficient Conditions for Uniqueness):** The problem (14) has a unique optimal solution, if any of the following conditions holds:

- 1) (Generic)  $\Xi(\mathbf{U}_R^* \otimes \mathbf{U}_R)$  has full column rank, where  $\mathbf{U}_R$  contains the eigenvectors corresponding to the maximum eigenvalue of  $\Phi_{P_{TM}}^a(\mathbf{Z}_A)$ , namely

$$\mathbf{U}_R^H \Phi_{P_{TM}}^a(\mathbf{Z}_A) \mathbf{U}_R = \mathbf{I} \cdot \max_{\|\mathbf{v}\|=1} \mathbf{v}^H \Phi_{P_{TM}}^a(\mathbf{Z}_A) \mathbf{v}, \quad (17)$$

with  $\mathbf{Z}_A$  being the optimal solution of the following problem

$$\begin{aligned} \max_{\mathbf{Z}_A} & \left( \text{tr} \left\{ \mathbf{Z}_A^{\frac{1}{2}} \right\} \right)^2, \\ \text{s.t. } & P_{TM} \Phi_{P_{TM}}^a(\mathbf{Z}_A) \preceq \mathbf{I}, \mathbf{Z}_A = \mathbf{Z}_A^H, \mathbf{Z}_A \succeq \mathbf{0}, \end{aligned} \quad (18)$$

where  $\Phi_{P_{TM}}^a(\cdot)$  is the adjoint operator of  $\Phi_{P_{TM}}(\cdot)$ , characterized by

$$\Phi_{P_{TM}}^a(\mathbf{A}) = \sum_{i=1}^{r_3} \tilde{\mathbf{G}}_i^H \mathbf{A} \tilde{\mathbf{F}}_i. \quad (19)$$

- 2) ( $K \geq M$ )  $\Xi$  has full column rank;
- 3) ( $K = 1$ ) The eigenspace corresponding to the maximum eigenvalue of the following matrix

$$\mathbf{B}_1 := \sum_{i=1}^{r_1} (\tilde{\mathbf{F}}_i^H \tilde{\mathbf{F}}_i)^T + \sum_{j=1}^{r_2} \tilde{\mathbf{G}}_j^H \tilde{\mathbf{G}}_j \quad (20)$$

has dimensionality 1.

*Proof:* Please refer to Appendix E. ■

When the sensing-optimal covariance matrix is unique, we have the following result.

**Corollary 2:** If the sensing-optimal  $\tilde{\mathbf{R}}_X$  is unique, its rank is upper-bounded by

$$\text{rank}(\tilde{\mathbf{R}}_X) \leq \min\{K, M\}. \quad (21)$$

*Proof:* Please refer to Appendix F. ■

### B. Point $P_{SC}$ -Achieving Strategy

In general, the optimization problem (14) has to be solved on a case-by-case basis. Considering the limited scope of this paper, we defer the discussion of the detailed structure of the optimal solution to our future works, and simply denote the optimal sample covariance matrices as  $\mathbf{R}_X^{SC}$ . Note that

$$I(\mathbf{Y}_c; \mathbf{X} | \mathbf{H}_c) = I(\mathbf{Y}_c; \mathbf{X}, \mathbf{R}_X^{SC} | \mathbf{H}_c), \quad (22)$$

since  $\mathbf{R}_X^{SC}$  is a deterministic function of  $\mathbf{X}$ , and thus using the chain rule of mutual information, we have

$$I(\mathbf{Y}_c; \mathbf{X} | \mathbf{H}_c) = I(\mathbf{Y}_c; \mathbf{R}_X^{SC} | \mathbf{H}_c) + I(\mathbf{Y}_c; \mathbf{X} | \mathbf{H}_c, \mathbf{R}_X^{SC}). \quad (23)$$

The rate  $R_{SC}$  can now be expressed as

$$R_{SC} = \max_{\mathbf{p}_X(\mathbf{X})} \frac{1}{T} \left( I(\mathbf{Y}_c; \mathbf{R}_X^{SC} | \mathbf{H}_c) + I(\mathbf{Y}_c; \mathbf{X} | \mathbf{H}_c, \mathbf{R}_X^{SC}) \right), \quad (24a)$$

$$\text{s.t. } \mathbf{R}_X^{SC} \in \mathcal{R}_{SC}, \quad (24b)$$

where  $\mathcal{R}_{SC}$  is the set of optimal solutions of problem (14), given by

$$\mathcal{R}_{SC} = \left\{ \mathbf{R} | \text{tr} \{ (\Phi_{P_T M}(\mathbf{R}))^{-1} \} = \min_{\mathbf{R} \in \mathcal{D}} \text{tr} \{ (\Phi_{P_T M}(\mathbf{R}))^{-1} \} \right\}$$

where  $\mathcal{D}$  is constituted by all feasible  $\mathbf{R}$ 's satisfying (14b). Especially, we observe that when the sensing-optimal sample covariance matrix is unique, i.e.

$$\mathbf{R}_X^{SC} = \tilde{\mathbf{R}}_X^{SC} \text{ with probability 1,} \quad (25)$$

the term  $I(\mathbf{Y}_c | \mathbf{H}_c; \mathbf{R}_X^{SC})$  in (24a) is zero, and hence we have

$$R_{SC} = \max_{\mathbf{p}_X(\mathbf{X})} \frac{1}{T} I(\mathbf{Y}_c | \mathbf{H}_c; \mathbf{X} | \mathbf{R}_X^{SC} = \tilde{\mathbf{R}}_X^{SC}), \quad (26a)$$

$$\text{s.t. } \tilde{\mathbf{R}}_X^{SC} = \underset{\mathbf{R} \in \mathcal{D}}{\text{argmin}} \text{tr} \{ (\Phi_{P_T M}(\mathbf{R}))^{-1} \}. \quad (26b)$$

When (25) holds, we may provide a generic characterization of the point  $P_{SC}$  in the high-SNR regime, as detailed in the following proposition.

**Theorem 1 (Sensing-limited High-SNR Ergodic Capacity):** When the sensing-optimal sample covariance matrix is unique, in the high-SNR regime, namely when  $P_T/\sigma_c^2 \rightarrow \infty$ , the rate  $R_{SC}$  can be expressed as

$$R_{SC} = \mathbb{E} \left\{ \left( 1 - \frac{M_{SC}}{2T} \right) \log |\sigma_c^{-2} \mathbf{H}_c \tilde{\mathbf{R}}_X^{SC} \mathbf{H}_c^H | + c_0 \right\} + O(\sigma_c^2). \quad (27)$$

where  $M_{SC}$  denotes the rank of  $\mathbf{H}_c \tilde{\mathbf{R}}_X^{SC} \mathbf{H}_c^H$ , and the term

$$c_0 = \frac{M_{SC}}{T} \left[ \left( T - \frac{M_{SC}}{2} \right) \log \frac{T}{e} - \log \Gamma(T) + \log(2\sqrt{\pi}) \right] \quad (28)$$

converges to zero as  $T \rightarrow \infty$ .

*Proof:* Please refer to Appendix G. ■

Theorem 1 also enables us to propose a scheme that asymptotically achieves the point  $P_{SC}$  in the high-SNR regime, as given in the following corollary.

**Corollary 3 (Point  $P_{SC}$ -Achieving Strategy):** In the high-SNR regime, when (25) holds, the rate  $R_{SC}$  may be asymptotically achieved by a waveform  $\mathbf{X}_{SC}$  generated as follows:

$$\mathbf{X}_{SC} = \sqrt{T} \mathbf{H}_c^\dagger \tilde{\mathbf{U}} \tilde{\Sigma} \mathbf{Q} + \mathbf{X}_\perp, \quad (29)$$

where  $\mathbf{H}_c^\dagger$  denotes the Moore-Penrose pseudo-inverse of  $\mathbf{H}_c$ ,  $\tilde{\mathbf{U}}$  contains the first  $M_{SC}$  columns of  $\mathbf{U}$  given by the eigendecomposition of  $\mathbf{H}_c \tilde{\mathbf{R}}_X^{SC} \mathbf{H}_c^H$

$$\mathbf{H}_c \tilde{\mathbf{R}}_X^{SC} \mathbf{H}_c^H = \mathbf{U} \mathbf{\Lambda} \mathbf{U}^H, \quad (30)$$

$\tilde{\Sigma} = \text{diag} \{ \sigma_1, \dots, \sigma_{M_{SC}} \}$ ,  $\sigma_i = \sqrt{\lambda_i}$ ,  $\lambda_i$  is the  $i$ -th largest eigenvalue of the matrix  $\mathbf{H}_c \tilde{\mathbf{R}}_X^{SC} \mathbf{H}_c^H$ , and  $\mathbf{X}_\perp \in \mathbb{C}^{M \times T}$  is any matrix satisfying

$$\mathbf{X}_\perp (\mathbf{H}_c^\dagger \tilde{\mathbf{U}} \tilde{\Sigma} \mathbf{Q})^H = \mathbf{0}, \quad (31a)$$

$$T^{-1} \mathbf{X}_\perp \mathbf{X}_\perp^H + \mathbf{H}_c^\dagger \mathbf{H}_c \tilde{\mathbf{R}}_X^{SC} \mathbf{H}_c^\dagger \mathbf{H}_c = \tilde{\mathbf{R}}_X^{SC}. \quad (31b)$$

The matrix  $\mathbf{Q} \in \mathbb{C}^{M_{SC} \times T}$  contains the modulated data, uniformly sampled from the following set

$$\mathcal{V} = \{ \mathbf{Q} \in \mathbb{C}^{M_{SC} \times T} | \mathbf{Q} \mathbf{Q}^H = \mathbf{I}_{M_{SC}} \}. \quad (32)$$

Moreover, the uniform sampling over  $\mathcal{V}$  can be implemented as follows:

- 1) Construct  $\mathbf{A} \in \mathbb{C}^{M_{SC} \times T}$ , in which each column is independently drawn from the standard circular complex Gaussian distribution  $\mathcal{CN}(\mathbf{0}, \mathbf{I}_{M_{SC}})$ ;
- 2) Obtain  $\mathbf{Q}$  by performing the LQ decomposition of  $\mathbf{A}$ , namely  $\mathbf{A} = \mathbf{L} \mathbf{Q}$ , where  $\mathbf{L}$  is a lower-triangular matrix with real diagonal entries, and  $\mathbf{Q}$  is a semi-unitary matrix satisfying  $\mathbf{Q} \mathbf{Q}^H = \mathbf{I}_{M_{SC}}$ .

*Proof:* Please refer to Appendix I. ■

### C. Point $P_{CS}$ -Achieving Strategy

In contrast to that of achieving point  $P_{SC}$ , the strategy of achieving point  $P_{CS}$  is well-known in the literature [23]. Specifically, we may simply employ the capacity-achieving strategy in the communication-only scenario, which gives the maximum achievable rate

$$R_{\max} = \max_{\tilde{\mathbf{R}}_X} \mathbb{E} \{ \log |\mathbf{I} + \sigma_c^{-2} \mathbf{H}_c \tilde{\mathbf{R}}_X \mathbf{H}_c^H| \}, \text{ s.t. (3),} \\ = \mathbb{E} \{ \log |\mathbf{I} + \sigma_c^{-2} \mathbf{H}_c \tilde{\mathbf{R}}_X^{CS} \mathbf{H}_c^H| \}, \quad (33)$$

where the maximization with respect to  $\tilde{\mathbf{R}}_X$  can be carried out using water filling for each realization of  $\mathbf{H}_c$  [24, Sec. 9.4], and each column  $\mathbf{x}_i$  in the  $P_{CS}$ -achieving  $\mathbf{X}$  (denoted by  $\mathbf{X}_{CS}$  following the circularly symmetric complex Gaussian distribution  $\mathcal{CN}(\mathbf{0}, \tilde{\mathbf{R}}_X^{CS})$ ). Then, the communication-limited minimum CRB is given by

$$\epsilon_{CS} = \frac{\sigma_s^2}{T} \mathbb{E} \left\{ \text{tr} \left[ \left( \Phi(\mathbf{R}_X^{CS}) \right)^{-1} \right] \right\}. \quad (34)$$

Next, we provide an upper bound for  $\epsilon_{CS}$ .

**Theorem 2 (Sensing DoF loss):** When the columns in  $\mathbf{X}$  are independent of one another, and identically follow a circularly symmetric complex Gaussian distribution  $\mathcal{CN}(\mathbf{0}, \tilde{\mathbf{R}}_X)$ , if the expectation  $\mathbb{E} \{ [\Phi(\mathbf{R}_X) - \tilde{\mathbf{J}}_P]^{-1} \}$  exists, we may bound the BCRB of  $\boldsymbol{\eta}$  as follows:

$$1 \leq \frac{\mathbb{E} \{ \text{tr} \{ [\Phi(\mathbf{R}_X)]^{-1} \} \}}{\text{tr} \{ [\Phi(\tilde{\mathbf{R}}_X)]^{-1} \}} \leq \frac{T}{T - \min \{ K, \text{rank}(\tilde{\mathbf{R}}_X) \}}. \quad (35)$$

*Proof:* Please refer to Appendix J. ■



To fully unveil the implications of Theorem 2, let us formally define the concept of sensing DoF. Upon denoting the SNR as  $\gamma$ , the communication DoF is known to be defined as the asymptotic ratio [25]

$$\nu_c = \lim_{\gamma \rightarrow \infty} \frac{R(\gamma)}{\log(1 + \gamma)}, \quad (36)$$

where  $R(\gamma)$  denotes the maximum achievable rate given the SNR  $\gamma$ . Similar to the communication DoF, we define the sensing DoF as the following high-SNR limit

$$\nu_s = \lim_{\sigma_s \rightarrow 0} \frac{\text{tr} \left\{ [\Phi(\tilde{\mathbf{R}}_{\mathbf{X}})]^{-1} \right\}}{T^{-1} \mathbb{E} \left\{ \text{tr} \left\{ [\Phi(\mathbf{R}_{\mathbf{X}})]^{-1} \right\} \right\}}. \quad (37)$$

Using this definition, we may now interpret the quantity  $\min\{K, \text{rank}(\tilde{\mathbf{R}}_{\mathbf{X}})\}$  in (35) as an upper bound for the *sensing DoF loss* induced by employing the communication-optimal transmission scheme. Intuitively, when  $\mathbf{R}_{\mathbf{X}} = \tilde{\mathbf{R}}_{\mathbf{X}}$ , the sensing DoF is  $T$ . The *a priori* knowledge about the sensing parameters clearly improves the sensing performance, but it does not contribute to the sensing DoF in general. This can be observed from (12), where the term  $\tilde{\mathbf{J}}_{\mathbf{P}}$  converges to zeros as  $\sigma_s \rightarrow 0$ .

Some sufficient conditions for the second equality (from the left) in (35) to be achieved are summarized as follows.

*Corollary 4 (Sufficient conditions for maximum sensing DoF loss):* The second equality in (35) is achieved if either of the following conditions holds:

- 1)  $K \leq \text{rank}(\tilde{\mathbf{R}}_{\mathbf{X}})$ ,  $r_1 + r_2 = 1$ ;
- 2) The covariance matrix  $\tilde{\mathbf{R}}_{\mathbf{X}}$  is invertible, and the matrix

$$\mathbf{F}^{\text{st}} = [\tilde{\mathbf{F}}_1, \dots, \tilde{\mathbf{F}}_{r_1}, \tilde{\mathbf{G}}_1, \dots, \tilde{\mathbf{G}}_{r_2}]$$

is unitary.

*Proof:* Please refer to Appendix K. ■

In Section V-B we will see that, the task of target response matrix estimation is a typical example of scenarios where the condition 2) in Corollary 4 is applicable.

#### IV. DISCUSSIONS

In this section, we discuss the intuitions and implications of the results presented in Section III.

##### A. S&C Tradeoff as a Two-fold Tradeoff: ST and DRT

A central implication of the results in Section III is that the S&C is two-fold, detailed as follows.

1) *Subspace tradeoff (ST):* According to the discussions in Section III-B and Section III-C, at point  $P_{\text{SC}}$ , any sensing-optimal  $\tilde{\mathbf{R}}_{\mathbf{X}}$  has the following structure

$$\tilde{\mathbf{R}}_{\mathbf{X}} = \mathbf{U}_s \mathbf{A}_s \mathbf{U}_s^H, \quad (38)$$

where  $\mathbf{U}_s \in \mathbb{C}^{M \times r}$  contains the eigenvectors of the maximum-rank ( $= r$ ) sensing-optimal  $\mathbf{R}_{\mathbf{X}}$  corresponding to the non-zero eigenvalues, while  $\mathbf{A}_s$  is a positive semidefinite Hermitian matrix that ensures  $\tilde{\mathbf{R}}_{\mathbf{X}}$  to be an optimal solution of the problem (14). In particular, when the sensing optimal  $\tilde{\mathbf{R}}_{\mathbf{X}}$  is unique,  $\mathbf{A}_s$  is a diagonal matrix containing the non-zero eigenvalues

of  $\tilde{\mathbf{R}}_{\mathbf{X}}$ . By contrast, at point  $P_{\text{CS}}$ , the communication-optimal  $\tilde{\mathbf{R}}_{\mathbf{X}}$  takes the following form

$$\tilde{\mathbf{R}}_{\mathbf{X}} = \mathbf{U}_c \mathbf{A}_c \mathbf{U}_c^H, \quad (39)$$

where  $\mathbf{U}_c \in \mathbb{C}^{M \times \text{rank}(\mathbf{H}_c)}$  contains the left-singular vectors of the communication channel matrix  $\mathbf{H}_c$  corresponding to the non-zero singular values, while  $\mathbf{A}_c$  is a diagonal matrix determined by the water-filling power allocation strategy.

From the discussion above, we may observe that the matrix  $\mathbf{U}_s$  characterizes the *sensing subspace*, while  $\mathbf{U}_c$  characterizes the *communication subspace*. Given a specific statistical covariance matrix  $\tilde{\mathbf{R}}_{\mathbf{X}}$ , when its column space is more closely aligned with the sensing subspace, we may achieve a more favorable sensing performance at the cost of degraded communication performance, and vice versa. This depicts a part of the entire picture of the S&C tradeoff, which will be referred to as the subspace tradeoff (ST).

2) *Deterministic-random tradeoff (DRT):* Given a specific  $\tilde{\mathbf{R}}_{\mathbf{X}}$ , the S&C tradeoff can be further adjusted by controlling the “degree of randomness” of the signal  $\mathbf{X}$ . To obtain a higher communication rate, one should modulate as much information as possible onto the carrier signal, hence the transmitted waveform should be “as random as possible”. However, sensing systems prefer deterministic signals for achieving a stable sensing performance. This has been an intuitive insight consistent with both the engineers’ experience and S&C signal processing theory developed during the past few decades [26]. Indeed, Proposition 3 tells us that to achieve the optimal sensing performance, the transmitted waveform has to be deterministic to a degree, in the sense that its sample covariance matrix  $\mathbf{R}_{\mathbf{X}}$  should be deterministic. Consequently, following the notations in (38), any sensing-optimal signal should take the following form

$$\mathbf{X} = \sqrt{T} \mathbf{U}_s \mathbf{A}_s^{\frac{1}{2}} \mathbf{Q}, \quad (40)$$

where  $\mathbf{Q} \in \mathbb{C}^{r \times T}$  is a semi-unitary matrix satisfying  $\mathbf{Q} \mathbf{Q}^H = \mathbf{I}$ . Among these sensing-optimal signals, those achieving the highest communication rate are given by Corollary 3. By contrast, at point  $P_{\text{CS}}$ , the communication-optimal signal is given by

$$\mathbf{X} = \mathbf{U}_c \mathbf{A}_c^{\frac{1}{2}} \mathbf{D}, \quad (41)$$

where  $\mathbf{D} \in \mathbb{C}^{\text{rank}(\mathbf{H}_c) \times T}$  contains i.i.d. standard circularly symmetric complex Gaussian entries.

Comparing (40) with (41), it can be observed that the sensing-optimal signal  $\mathbf{X}$  sacrifices some communication DoFs, in the sense that the rows in  $\mathbf{Q}$  are forced to have unit norms and to be orthogonal to one another. On the other hand, as indicated by Theorem 2, the communication-optimal  $\mathbf{X}$  also sacrifices some sensing DoFs. We refer to this part of the S&C tradeoff as the deterministic-random tradeoff (DRT). A noteworthy issue is that, when the coherent sensing period  $T$  is sufficiently long compared to  $M_{\text{SC}}$ , the DRT becomes less prominent, since even a communication-optimal Gaussian waveform  $\mathbf{X}$  would have asymptotically orthogonal rows as  $T/M_{\text{SC}} \rightarrow \infty$  [27].

3) *ST and DRT in terms of DoF*: Next, we provide some quantified characterizations of the ST and DRT. Let us first take the point  $P_{SC}$  as an example. According to (27), the sensing-limited rate  $R_{SC}$  in the high-SNR regime is given by

$$R_{SC} = \mathbb{E} \left\{ \left( 1 - \frac{M_{SC}}{2T} \right) \log |\sigma_c^{-2} \mathbf{H}_c \tilde{\mathbf{R}}_{\mathbf{X}}^{SC} \mathbf{H}_c^H| + c_0 \right\} + O(\sigma_c^2), \quad (42)$$

which implies that the number of communication DoFs at the point  $P_{SC}$  is  $M_{SC} \left( 1 - \frac{M_{SC}}{2T} \right)$ . Hence we may define the *communication DoF efficiency* at point  $P_{SC}$  as

$$\zeta_{SC} := \alpha_{SC} \left( 1 - \frac{M_{SC}}{2T} \right), \quad (43)$$

where  $\alpha_{SC} = \alpha(\tilde{\mathbf{R}}_{\mathbf{X}}^{SC})$  is the *communication subspace overlap coefficient* at point  $P_{SC}$ , defined as

$$\alpha(\tilde{\mathbf{R}}_{\mathbf{X}}) = \frac{\text{rank}(\mathbf{H}_c \tilde{\mathbf{R}}_{\mathbf{X}} \mathbf{H}_c^H)}{\text{rank}(\mathbf{H}_c \mathbf{H}_c^H)}. \quad (44)$$

With the definition  $M_{CS} = \text{rank}(\mathbf{H}_c \tilde{\mathbf{R}}_{\mathbf{X}}^{CS} \mathbf{H}_c^H)$ , we see that

$$\alpha_{SC} = M_{SC}/M_{CS}. \quad (45)$$

Observe that in general, the communication subspace overlap coefficient  $\alpha(\tilde{\mathbf{R}}_{\mathbf{X}})$  takes value in  $[\alpha_{SC}, 1]$ , which may be viewed as an indicator of the ST. The DRT is quantified by the term  $(1 - M_{SC}/2T)$  in (43), which is less than 1 as long as  $T$  is finite.

Regarding the point  $P_{CS}$ , we see from (35) that the BCRB is bounded by

$$\mathbb{E} \{ \text{tr} \{ [\Phi(\tilde{\mathbf{R}}_{\mathbf{X}})]^{-1} \} \} \leq \frac{T \text{tr} \{ [\Phi(\tilde{\mathbf{R}}_{\mathbf{X}})]^{-1} \}}{T - \min\{K, \text{rank}(\tilde{\mathbf{R}}_{\mathbf{X}})\}}, \quad (46)$$

which implies that the sensing DoF is lower bounded by  $T - \min\{K, \text{rank}(\tilde{\mathbf{R}}_{\mathbf{X}})\}$ . Note that at  $P_{CS}$ , we have  $\text{rank}(\tilde{\mathbf{R}}_{\mathbf{X}}) = \text{rank}(\mathbf{H}_c \tilde{\mathbf{R}}_{\mathbf{X}} \mathbf{H}_c^H)$ . Thus when  $K \leq \text{rank}(\tilde{\mathbf{R}}_{\mathbf{X}})$ , we may observe an interesting symmetry between  $P_{SC}$  and  $P_{CS}$ : the maximum sensing DoF loss at  $P_{CS}$  is  $M_{CS}$ , while the communication DoF loss at  $P_{SC}$  is determined by  $M_{SC}$ . When  $K > \text{rank}(\tilde{\mathbf{R}}_{\mathbf{X}})$ , the maximum sensing DoF loss becomes  $K$ . Intuitively, we may interpret the ratio  $\min\{K, \text{rank}(\tilde{\mathbf{R}}_{\mathbf{X}})\}/T$  as the *sensing load*, which depicts the number of effective sensing parameters per unit time. As the sensing load tends to zero (e.g.  $T \rightarrow \infty$ ), we see that the maximum sensing DoF loss also converges to zero. This corroborates the intuition obtained from the discussion of  $P_{SC}$ , namely, the DRT becomes negligible in the large  $T$  regime, where pure Gaussian signals are sufficient for achieving the Pareto-optimal S&C performance (i.e. the boundary of the CRB-rate region).

### B. Achievable Inner Bounds Connecting $P_{SC}$ and $P_{CS}$

Besides  $P_{SC}$  and  $P_{CS}$ , other points on the boundary of the CRB-rate region are also of significant practical interest. However, obtaining the genuine boundary would in general require solving a complicated variational problem. In this subsection, we discuss two strategies that may be applied either separately or jointly, forming inner bounds of the actual boundary.

1) *Time sharing*: In Section III, the time-sharing strategy has been applied to conceive the pentagon inner bound. It can be generalized to any pair of given signalling schemes corresponding to a pair of points in the CRB-rate region, by employing one of the schemes with probability  $p$  and the other with probability  $1 - p$ . In general, once a specific achievable inner bound is given, its convex envelope is also achievable with the aid of time sharing.

2) *Statistical covariance shaping*: It is also possible to adjust the S&C tradeoff by altering the statistical covariance matrix  $\tilde{\mathbf{R}}_{\mathbf{X}}$ . Specifically, given a realization of  $\mathbf{H}_c$ , a flexible tradeoff may be struck by solving the following optimization problem

$$\min_{\tilde{\mathbf{R}}_{\mathbf{X}}} (1 - \alpha) \text{tr} \left\{ \left[ \Phi_{P_{TM}}(\tilde{\mathbf{R}}_{\mathbf{X}}) \right]^{-1} \right\} - \alpha \log |\mathbf{I} + \sigma_c^{-2} \mathbf{H}_c \tilde{\mathbf{R}}_{\mathbf{X}} \mathbf{H}_c^H|, \quad (47a)$$

$$\text{s.t. } \text{tr} \{ \tilde{\mathbf{R}}_{\mathbf{X}} \} = P_{TM}, \tilde{\mathbf{R}}_{\mathbf{X}} \succcurlyeq \mathbf{0}, \tilde{\mathbf{R}}_{\mathbf{X}} = \tilde{\mathbf{R}}_{\mathbf{X}}^H, \quad (47b)$$

where  $\alpha \in [0, 1]$  controls the preference between the sensing and the communication performance. This is a convex optimization problem, which may be efficiently solved by off-the-shelf numerical solvers [28], [29]. Note that when  $\alpha = 0$ , the problem (47) degenerates to the sensing-only problem (14). An alternative formulation is given by

$$\max_{\tilde{\mathbf{R}}_{\mathbf{X}}} \log |\mathbf{I} + \sigma_c^{-2} \mathbf{H}_c \tilde{\mathbf{R}}_{\mathbf{X}} \mathbf{H}_c^H|, \quad (48a)$$

$$\text{s.t. } \text{tr} \{ \tilde{\mathbf{R}}_{\mathbf{X}} \} = P_{TM}, \tilde{\mathbf{R}}_{\mathbf{X}} \succcurlyeq \mathbf{0}, \tilde{\mathbf{R}}_{\mathbf{X}} = \tilde{\mathbf{R}}_{\mathbf{X}}^H, \quad (48b)$$

$$\text{tr} \left\{ \left[ \Phi_{P_{TM}}(\tilde{\mathbf{R}}_{\mathbf{X}}) \right]^{-1} \right\} \leq \epsilon_\alpha, \quad (48c)$$

where  $\epsilon_\alpha$  is the value of  $\text{tr} \left\{ \left[ \Phi_{P_{TM}}(\tilde{\mathbf{R}}_{\mathbf{X}}(\alpha)) \right]^{-1} \right\}$ , with  $\tilde{\mathbf{R}}_{\mathbf{X}}(\alpha)$  being the optimal  $\tilde{\mathbf{R}}_{\mathbf{X}}$  of the problem (47) given a specific value of  $\alpha$ .

Once a specific statistical covariance matrix  $\tilde{\mathbf{R}}_{\mathbf{X}}(\alpha)$  is obtained from (47) or (48) for a given  $\alpha$ , we can first obtain a natural outer bound of the CRB-rate region as follows:

$$R_{\text{out}}(\alpha) = \mathbb{E} \{ \log |\mathbf{I} + \sigma_c^{-2} \mathbf{H}_c \tilde{\mathbf{R}}_{\mathbf{X}}(\alpha) \mathbf{H}_c^H| \}, \quad (49a)$$

$$\epsilon_{\text{out}}(\alpha) = \frac{\sigma_s^2}{T} \text{tr} \left\{ \left[ \Phi_{P_{TM}}(\tilde{\mathbf{R}}_{\mathbf{X}}(\alpha)) \right]^{-1} \right\}. \quad (49b)$$

Next, we may decide the specific signalling strategy. One of the possible strategies is to transmit the following signal

$$\mathbf{X} = \mathbf{X}_G + \mathbf{X}_{G,\perp}, \quad (50)$$

where  $\mathbf{X}_G$  has i.i.d. columns following the circularly symmetric complex Gaussian distribution  $\mathcal{CN}(\mathbf{0}, \mathbf{H}_c^\dagger \mathbf{H}_c \tilde{\mathbf{R}}_{\mathbf{X}} \mathbf{H}_c^\dagger \mathbf{H}_c)$ , while  $\mathbf{X}_{G,\perp} \in \mathbb{C}^{M \times T}$  is any matrix satisfying

$$T^{-1} \mathbf{X}_{G,\perp} \mathbf{X}_{G,\perp}^H = (\mathbf{I} - \mathbf{H}_c^\dagger \mathbf{H}_c) \tilde{\mathbf{R}}_{\mathbf{X}} (\mathbf{I} - \mathbf{H}_c^\dagger \mathbf{H}_c). \quad (51)$$

This leads to an achievable inner bound referred to as the ‘‘Gaussian inner bound’’, as follows:

$$R_{\text{in},G}(\alpha) = R_{\text{out}}(\alpha), \quad (52a)$$

$$\epsilon_{\text{in},G}(\alpha) = \frac{\sigma_s^2}{T} \mathbb{E} \left\{ \text{tr} \left[ \left( \Phi(\mathbf{R}_{\mathbf{X}}(\alpha)) \right)^{-1} \right] \right\}. \quad (52b)$$



Another possible strategy is given by

$$\mathbf{X} = \sqrt{T} \mathbf{H}_c^\dagger \tilde{\mathbf{U}} \tilde{\mathbf{\Lambda}}^{\frac{1}{2}} \mathbf{Q} + \mathbf{X}_{U,\perp}, \quad (53)$$

where  $\mathbf{Q} \in \mathbb{C}^{M_U \times T}$  contains the modulated data, which is uniformly sampled from

$$\mathcal{V}_{\tilde{\mathbf{R}}_X} = \{\mathbf{Q} \in \mathbb{C}^{M_U \times T} | \mathbf{Q} \mathbf{Q}^H = \mathbf{I}_{M_U}\},$$

$M_U = \text{rank}(\mathbf{H}_c \tilde{\mathbf{R}}_X \mathbf{H}_c^H)$ ,  $\tilde{\mathbf{\Lambda}} \in \mathbb{C}^{M_U \times M_U}$  is a diagonal matrix consisting of all non-zero eigenvalues of  $\mathbf{H}_c \tilde{\mathbf{R}}_X \mathbf{H}_c^H$ , and

$$\mathbf{H}_c \tilde{\mathbf{R}}_X \mathbf{H}_c^H = \tilde{\mathbf{U}} \tilde{\mathbf{\Lambda}} \tilde{\mathbf{U}}^H.$$

The matrix  $\mathbf{X}_{U,\perp} \in \mathbb{C}^{M \times T}$  is any matrix satisfying

$$\mathbf{X}_{U,\perp} (\mathbf{H}_c^\dagger \tilde{\mathbf{U}} \tilde{\mathbf{\Lambda}}^{\frac{1}{2}} \mathbf{Q})^H = \mathbf{0}, \quad (54a)$$

$$T^{-1} \mathbf{X}_{U,\perp} \mathbf{X}_{U,\perp}^H + \mathbf{H}_c^\dagger \mathbf{H}_c \tilde{\mathbf{R}}_X \mathbf{H}_c^\dagger \mathbf{H}_c = \tilde{\mathbf{R}}_X. \quad (54b)$$

This corresponds to another inner bound referred to as the “semi-unitary inner bound”, characterized by

$$R_{\text{in},U}(\alpha) = \mathbb{E} \left\{ \left( 1 - \frac{M_U}{2T} \right) \log |\sigma_c^{-2} \mathbf{H}_c \tilde{\mathbf{R}}_X(\alpha) \mathbf{H}_c^H| + c_{0,U} \right\} + O(\sigma_c^2), \quad (55a)$$

$$\epsilon_{\text{in},U}(\alpha) = \epsilon_{\text{out}}(\alpha), \quad (55b)$$

where

$$c_{0,U} = \frac{M_U}{T} \left[ \left( T - \frac{M_U}{2} \right) \log \frac{T}{e} - \log \Gamma(T) + \log(2\sqrt{\pi}) \right]. \quad (56)$$

Furthermore, we may obtain a refined inner bound on the basis of the Gaussian inner bound and the semi-unitary inner bound, by applying the time-sharing strategy. Specifically, this inner bound, referred to as the “semi-unitary–Gaussian inner bound”, is constructed by computing the convex envelope of the union of the Gaussian inner bound and the semi-unitary inner bound. Each point on this refined inner bound is achievable by applying a suitable time-sharing strategy, which interpolates between a signalling scheme adapted from the Gaussian inner bound and another signalling scheme adapted from the semi-unitary inner bound.

Regarding the tightness of the semi-unitary–Gaussian inner bound, we have the following result.

*Proposition 6:* When the optimal objective function value of (48) is not identical for all  $\alpha \in [0, 1]$ , the semi-unitary–Gaussian inner bound is a tighter bound compared to the pentagon inner bound obtained by connecting  $P_{\text{SC}}$  and  $P_{\text{CS}}$ .

*Proof:* Please refer to Appendix L. ■

Proposition 6 suggests that, under mild technical assumptions, it would be beneficial to combine the time-sharing strategy with statistical covariance shaping, rather than applying them separately.

### C. The Connection Between Existing ISAC Schemes and $P_{\text{SC}}$ – $P_{\text{CS}}$ –Achieving Strategies

In this subsection, we will discuss how the design philosophy of current ISAC systems is related to different CRB-rate boundary-approaching strategies.

1) *Sensing-Centric Designs:* Sensing-centric schemes are typically implemented relying on existing sensing infrastructures, such as radars [30]–[32]. They are designed aiming for incorporating communication functionalities into the system, without compromising the sensing performance.

A representative sensing-centric design is based on index modulation (IM) [31], [32], in which the communication information is encoded into the index of the waveform chosen from a preset codebook. More precisely, the transmitted signal in the IM-based scheme designed for colocated multiple-input multiple-output (MIMO) radars takes the following form

$$\mathbf{X} = \sqrt{P_T} \mathbf{P} \mathbf{U}, \quad (57)$$

where  $\mathbf{U} \in \mathbb{C}^{M \times T}$  represents the radar waveform codebook, which is a deterministic semi-unitary matrix satisfying  $\mathbf{U} \mathbf{U}^H = \mathbf{I}_M$ , while  $\mathbf{P}$  is an  $M \times M$  permutation matrix that conveys the communication information. Observe that the sample covariance matrix  $\mathbf{R}_X$  is given by

$$\mathbf{R}_X = \frac{1}{T} \mathbf{X} \mathbf{X}^H = P_T \mathbf{I}_M, \quad (58)$$

which is deterministic. As will be discussed in Section V-B, this choice yields the optimal sensing performance when the sensing objective is the entire channel  $\mathbf{H}_s$ . By contrast, the maximum communication throughput of this scheme is  $\log_2 M!$  bits per transmission (i.e. each length- $T$  block), which is typically lower than the sensing-optimal capacity that is asymptotically achieved by the uniform distribution over the entire ensemble of  $M \times T$  semi-unitary matrices, as detailed in Corollary 3. In light of this, we may conclude that the IM-based scheme follows a design philosophy that aims for achieving the  $P_{\text{SC}}$  point. However, due to its suboptimal communication throughput, the scheme would actually achieve a point right below  $P_{\text{SC}}$  in the CRB-rate region.

2) *Communication-Centric Designs:* When an ISAC system is built upon commercialized communication networks, communication-centric designs are practically more attractive, whose primary objective is to guarantee the communication performance. Such designs typically rely on existing communication-oriented protocol stacks, for example, Wi-Fi and 5G new radio (NR).

A representative approach to communication-centric designs is to exploit the widely-used orthogonal frequency-division multiplexing (OFDM)-based waveform [33]. In the absence of the cyclic prefix (CP), both the communication channel and the target response matrix can be represented by Toeplitz matrices in the following form:

$$\mathbf{H} = \begin{bmatrix} h_1 & 0 & \dots & 0 \\ h_2 & h_1 & \ddots & \vdots \\ \vdots & h_2 & \ddots & 0 \\ h_{T_{\text{CIR}}} & \vdots & \ddots & h_1 \\ 0 & h_{T_{\text{CIR}}} & \ddots & h_2 \\ \vdots & \ddots & \ddots & \vdots \\ 0 & \dots & 0 & h_{T_{\text{CIR}}} \end{bmatrix}, \quad (59)$$

where  $T_{\text{CIR}}$  is the duration of the channel impulse response (CIR). When the CP is attached to the data symbols, and it is longer than the duration of the CIR, the channels can also be expressed in the form of circulant matrices (with  $M = N_c = N_s$ ), and hence could be diagonalized by the discrete Fourier transform (DFT) matrices as follows

$$\mathbf{H}_c = \mathbf{U}_{F,M}^H \mathbf{D}_c \mathbf{U}_{F,M}, \quad (60a)$$

$$\mathbf{H}_s = \mathbf{U}_{F,M}^H \mathbf{D}_s \mathbf{U}_{F,M}, \quad (60b)$$

where  $\mathbf{D}_c$  and  $\mathbf{D}_s$  are diagonal matrices representing the frequency-domain communication channel and the target response, respectively, while  $\mathbf{U}_{F,M}$  denotes the  $M$ -point DFT matrix. Before the transmission, the raw data symbols are pre-processed by the inverse DFT, and thus can be expressed as

$$\mathbf{X} = \mathbf{U}_{F,M}^H \mathbf{X}_F, \quad (61)$$

where each row of  $\mathbf{X}_F$  contains the data symbols modulated on a single subcarrier. Each data symbol is typically chosen from a fixed constellation, for example, phase shift keying (PSK) and quadrature amplitude modulation (QAM), according to the requirement of communication throughput.

Let us illustrate the DRT of the OFDM-based scheme by considering a specific sensing task, namely that of estimating the CIR, which is a widely-used pre-processing procedure for delay estimation [34]. In this example, the sensing parameter is  $\boldsymbol{\eta} = \mathbf{U}_{F,M}^H \text{diag}(\mathbf{D}_s)$ . Note that

$$\boldsymbol{\eta} = \mathbf{U}_{F,M}^H \mathbf{P} \mathbf{K}_U^H \text{vec}(\mathbf{H}_s), \quad (62)$$

where  $\mathbf{K}_U = \mathbf{U}_{F,M}^* \otimes \mathbf{U}_{F,M}$ , and  $\mathbf{P} \in \mathbb{R}^{M^2 \times M^2}$  is a matrix satisfying  $\mathbf{P} \text{vec}(\mathbf{A}) = \text{diag}(\mathbf{A})$ . Thus the linear map  $\Phi(\mathbf{R}_\mathbf{X})$  is given by

$$\begin{aligned} \Phi(\mathbf{R}_\mathbf{X}) &= \mathbf{U}_{F,M}^H \mathbf{P} \mathbf{K}_U^H (\mathbf{I} \otimes \mathbf{R}_\mathbf{X}^T) \mathbf{K}_U \mathbf{P}^H \mathbf{U}_{F,M} \\ &= \mathbf{U}_{F,M}^H \mathbf{P} \left( \mathbf{I} \otimes \mathbf{U}_{F,M}^H \mathbf{R}_\mathbf{X}^T \mathbf{U}_{F,M} \right) \mathbf{P}^H \mathbf{U}_{F,M} \\ &= \mathbf{U}_{F,M}^H \text{diag} \left( \mathbf{U}_{F,M}^H \mathbf{R}_\mathbf{X}^T \mathbf{U}_{F,M} \right) \mathbf{U}_{F,M}, \end{aligned} \quad (63)$$

hence the sensing-optimal sample covariance matrix should satisfy

$$\text{diag} \left( \mathbf{U}_{F,M}^H \mathbf{R}_\mathbf{X}^T \mathbf{U}_{F,M} \right) = P_T \mathbf{I}_M, \quad (64)$$

which implies that

$$\|[\mathbf{X}_F]_{i,:}\|^2 = T P_T, \quad \forall i = 1, \dots, M. \quad (65)$$

In other words, the transmit power should be equally allocated to each subcarrier for achieving the optimal CIR estimation performance. In a typical communication-oriented OFDM system, the statistical covariance matrix would in general be a diagonal matrix corresponding to the specific power allocation strategy. When the power is equally allocated to each subcarrier, we have  $\tilde{\mathbf{R}}_\mathbf{X} = P_T \mathbf{I}_M$ , since the data symbols are independent of one another. However, the sample covariance matrix is not necessarily the same as  $\tilde{\mathbf{R}}_\mathbf{X}$  due to the randomness of the data. The issue could be resolved by applying PSK constellations, at the cost of a lower communication throughput, since the amplitude of the symbols does not carry information in PSK. By varying the power allocation

strategy as well as the constellation (possibly accompanied by error-correcting codes for rate adaptation), we may strike a flexible S&C tradeoff from point  $P_{\text{SC}}$  to point  $P_{\text{CS}}$ .

## V. CASE STUDY

### A. Target Angle Estimation

Let us first consider the scenario, where the sensing task is to estimate the angles of targets using a MIMO radar equipped with co-located antennas. In this scenario, the target response matrix  $\mathbf{H}_s$  admits the following parametrization [35]:

$$\mathbf{H}_s = \sum_{n=1}^{N_T} \alpha_n \mathbf{a}(\theta_n) \mathbf{v}^T(\theta_n), \quad (66)$$

where  $N_T$  represents the number of targets,  $\theta_n$  denotes the angle of the  $n$ -th target relative to the radar,  $\alpha_n$  denotes the complex amplitude of the echo received from the  $n$ -th target, while  $\mathbf{v}(\cdot)$  and  $\mathbf{a}(\cdot)$  denote the mappings from the angle to the steering vectors of the transmitting and receiving antennas, respectively. We assume the transmitting and receiving antenna arrays are conjugate symmetric. For the simplicity of discussion, we consider the case of  $N_T = 1$ , which corresponds to the parameter vector

$$\boldsymbol{\eta} = [\theta, \text{Re}\{\alpha\}, \text{Im}\{\alpha\}]^T,$$

where  $\theta = \theta_1$ ,  $\alpha = \alpha_1$ . According to [35], we have

$$\mathbf{J}_{\boldsymbol{\eta}|\mathbf{x}} = 2 \begin{bmatrix} \text{Re}\{f_{11}\} & \text{Re}\{f_{12}\} & -\text{Im}\{f_{12}\} \\ \text{Re}\{f_{12}\} & \text{Re}\{f_{22}\} & -\text{Im}\{f_{22}\} \\ -\text{Im}\{f_{12}\} & -\text{Im}\{f_{22}\} & \text{Re}\{f_{22}\} \end{bmatrix} + \mathbf{J}_P, \quad (67)$$

where

$$\begin{aligned} f_{11} &= \frac{T|\alpha|^2}{\sigma_s^2} \left( \|\dot{\mathbf{a}}(\theta)\|^2 \text{tr} \left\{ \mathbf{v}(\theta) \mathbf{v}^H(\theta) \mathbf{R}_\mathbf{X}^T \right\} \right. \\ &\quad \left. + 2\text{Re} \left\{ \dot{\mathbf{a}}^H(\theta) \mathbf{a}(\theta) \text{tr} \left\{ \dot{\mathbf{v}}(\theta) \mathbf{v}^H(\theta) \mathbf{R}_\mathbf{X}^T \right\} \right\} \right. \\ &\quad \left. + \|\mathbf{a}(\theta)\|^2 \text{tr} \left\{ \dot{\mathbf{v}}(\theta) \dot{\mathbf{v}}^H(\theta) \mathbf{R}_\mathbf{X}^T \right\} \right), \end{aligned} \quad (68)$$

$$\begin{aligned} f_{12} &= \frac{T\alpha^*}{\sigma_s^2} \left( \dot{\mathbf{a}}^H(\theta) \mathbf{a}(\theta) \text{tr} \left\{ \mathbf{v}(\theta) \mathbf{v}^H(\theta) \mathbf{R}_\mathbf{X}^T \right\} \right. \\ &\quad \left. + \|\mathbf{a}(\theta)\|^2 \text{tr} \left\{ \mathbf{v}(\theta) \dot{\mathbf{v}}^H(\theta) \mathbf{R}_\mathbf{X}^T \right\} \right), \end{aligned} \quad (69)$$

$$f_{22} = \frac{T}{\sigma_s^2} \|\mathbf{a}(\theta)\|^2 \text{tr} \left\{ \mathbf{v}(\theta) \mathbf{v}^H(\theta) \mathbf{R}_\mathbf{X}^T \right\}, \quad (70)$$

where  $\dot{\mathbf{a}}(\theta) = \partial \mathbf{a}(\theta) / \partial \theta$ , and  $\dot{\mathbf{v}}(\theta) = \partial \mathbf{v}(\theta) / \partial \theta$ . Let us assume that the prior distributions of  $\theta$ ,  $\text{Re}\{\alpha\}$  and  $\text{Im}\{\alpha\}$  are independent of one another, and hence

$$\mathbf{J}_P = \text{diag} \left( J_\theta^P, J_{\text{Re}\{\alpha\}}^P, J_{\text{Im}\{\alpha\}}^P \right). \quad (71)$$

Furthermore, we assume that the complex amplitude  $\alpha$  is circularly symmetric, which implies that  $\mathbb{E}\{\alpha\} = \mathbb{E}\{\alpha^*\} = 0$ , and that  $J_{\text{Re}\{\alpha\}}^P = J_{\text{Im}\{\alpha\}}^P = J_\alpha^P$ . Since we are only interested in the angle  $\theta$ , we consider its equivalent BFIM (by treating  $\alpha$  as a nuisance parameter) given by [36]

$$\begin{aligned} J_e(\theta) &= 2\mathbb{E}\{f_{11}\} + J_\theta^P \\ &\quad - 4\mathbb{E}\{f_{12}^*\} (2\mathbb{E}\{f_{22}\} + J_\alpha^P)^{-1} \mathbb{E}\{f_{12}\}, \end{aligned} \quad (72)$$

which equals to the first diagonal entry (corresponding to  $\theta$ ) in  $\mathbf{J}_{\eta|\mathbf{x}}^{-1}$ . Using the assumption that  $\alpha$  is circularly symmetric, we obtain that  $\mathbb{E}\{f_{12}\} = 0$ , and thus

$$\begin{aligned} J_{\theta|\mathbf{x}}^e &= 2\mathbb{E}\{f_{11}\} + J_{\theta}^P \\ &= \frac{2T\mathbb{E}\{|\alpha|^2\}}{\sigma_s^2} \text{tr}\{\overline{\mathbf{M}}\mathbf{R}_{\mathbf{x}}\} + J_{\theta}^P, \end{aligned} \quad (73)$$

where  $\overline{\mathbf{M}} = \mathbb{E}\{\mathbf{M}^*(\theta)\}$ , and

$$\begin{aligned} \mathbf{M}(\theta) &= \|\dot{\mathbf{a}}(\theta)\|^2 \mathbf{v}(\theta) \mathbf{v}^H(\theta) + \dot{\mathbf{a}}^H(\theta) \mathbf{a}(\theta) \dot{\mathbf{v}}(\theta) \mathbf{v}^H(\theta) \\ &\quad + \mathbf{a}^H(\theta) \dot{\mathbf{a}}(\theta) \mathbf{v}(\theta) \dot{\mathbf{v}}^H(\theta) + \|\mathbf{a}(\theta)\|^2 \dot{\mathbf{v}}(\theta) \dot{\mathbf{v}}^H(\theta). \end{aligned} \quad (74)$$

We may simplify the expression of  $\mathbf{M}(\theta)$  by choosing the phase reference point of the transmitting and receiving arrays such that  $\dot{\mathbf{v}}^H(\theta) \mathbf{v}(\theta) = 0$  and  $\dot{\mathbf{a}}^H(\theta) \mathbf{a}(\theta) = 0$ , and hence

$$\mathbf{M}(\theta) = \|\dot{\mathbf{a}}(\theta)\|^2 \mathbf{v}(\theta) \mathbf{v}^H(\theta) + \|\mathbf{a}(\theta)\|^2 \dot{\mathbf{v}}(\theta) \dot{\mathbf{v}}^H(\theta). \quad (75)$$

1) *Sensing DoF*: According to Theorem 2, the sensing DoF in the single-target angle estimation scenario at point  $P_{\text{CS}}$  is lower-bounded by

$$\nu_s \geq T - K = T - 1. \quad (76)$$

In particular, when the communication channel  $\mathbf{H}_c$  is rank-1 (e.g. line-of-sight (LoS) MIMO channel), the lower bound in (76) is achieved. To elaborate, note that when  $\mathbf{H}_c$  is rank-1, the communication-optimal covariance matrix  $\tilde{\mathbf{R}}_{\mathbf{x}}^{\text{CS}}$  is also rank-1. In this case, since we have  $\mathbf{R}_{\mathbf{x}} = \mathbf{R}_{\mathbf{x}}^{\text{CS}}$ , the term  $\text{tr}\{\overline{\mathbf{M}}\mathbf{R}_{\mathbf{x}}\}$  in (73) is given by

$$\text{tr}\{\overline{\mathbf{M}}\mathbf{R}_{\mathbf{x}}\} = \frac{P_T \mathbf{M} \mathbf{r}^H \overline{\mathbf{M}} \mathbf{r}}{T} \sum_{i=1}^T |n_i|^2, \quad (77)$$

where  $\mathbf{r}$  is the eigenvector corresponding to the maximum eigenvalue of  $\tilde{\mathbf{R}}_{\mathbf{x}}^{\text{CS}}$ , and  $n_i$ 's are mutually independent zero-mean circularly symmetric complex Gaussian random variables with unit variance. Hence  $\text{tr}\{\overline{\mathbf{M}}\mathbf{R}_{\mathbf{x}}\}$  is proportional to a chi-squared distributed random variable having DoF  $2T$ , which implies that

$$\mathbb{E}\left[\left(\text{tr}\{\overline{\mathbf{M}}\mathbf{R}_{\mathbf{x}}^{\text{CS}}\}\right)^{-1}\right] = \frac{T}{(T-1)\text{tr}\{\overline{\mathbf{M}}\tilde{\mathbf{R}}_{\mathbf{x}}^{\text{CS}}\}}. \quad (78)$$

Thus the sensing DoF can be calculated as

$$\begin{aligned} \nu_s &= \lim_{\sigma_s \rightarrow 0} \frac{T\mathbb{E}\left\{\left(\text{tr}\{\overline{\mathbf{M}}\mathbf{R}_{\mathbf{x}}^{\text{CS}}\} + \frac{\sigma_s^2 J_{\theta}^P}{T\mathbb{E}\{|\alpha|^2\}}\right)^{-1}\right\}}{\left(\text{tr}\{\overline{\mathbf{M}}\tilde{\mathbf{R}}_{\mathbf{x}}^{\text{CS}}\} + \frac{\sigma_s^2 J_{\theta}^P}{T\mathbb{E}\{|\alpha|^2\}}\right)^{-1}} \\ &= T - 1, \end{aligned} \quad (79)$$

which indeed achieves the lower bound in (76).

2) *Communication DoF*: Observe from (73) that, at point  $P_{\text{SC}}$ , the columns of  $\mathbf{R}_{\mathbf{x}}^{\text{SC}}$  should be spanned by the subspace corresponding to the largest eigenvalue of  $\overline{\mathbf{M}}$ . Therefore, when the largest eigenvalue of  $\overline{\mathbf{M}}$  has multiplicity 1, the sensing-optimal sample covariance matrix  $\mathbf{R}_{\mathbf{x}}^{\text{SC}}$  is unique and rank-1. In this case, the high-SNR sensing-limited capacity is asymptotically given by

$$R_{\text{SC}} = \mathbb{E}\left\{\frac{2T-1}{2T} \log |\sigma_c^{-2} \mathbf{H}_c \tilde{\mathbf{R}}_{\mathbf{x}}^{\text{SC}} \mathbf{H}_c^H| + c_0\right\} + O(\sigma_c^2), \quad (80)$$

when the column space of  $\mathbf{R}_{\mathbf{x}}^{\text{SC}}$  ( $= \tilde{\mathbf{R}}_{\mathbf{x}}^{\text{SC}}$ ) is not orthogonal to the column space of  $\mathbf{H}_c$ , otherwise the capacity is zero. We see from (80) that the communication DoF is  $(2T-1)/2T$ , and hence the communication DoF loss induced by the DRT is  $1/2T$ .

To further understand the S&C tradeoff in the task of target angle estimation, let us consider a simplistic scenario, where the communication receiver is equipped with a single antenna. We further assume that the communication channel is deterministic and denoted as  $\mathbf{h}_c$ , hence the (per antenna) maximum sensing and communication receiving SNR may be computed as

$$\text{SNR}_s = MP_T \mathbb{E}\{|\alpha|^2\} \sigma_s^{-2}, \quad (81a)$$

$$\text{SNR}_c = MP_T \|\mathbf{h}_c\|^2 \sigma_c^{-2}, \quad (81b)$$

respectively. Furthermore, we assume that the maximum eigenvalue of  $\overline{\mathbf{M}}$  has multiplicity 1. Since  $N_c = 1$ , we now see that both the sensing-optimal and the communication-optimal sample covariance matrices are rank-1. Therefore, the communication subspace is spanned by  $\mathbf{h}_c$ , while the sensing subspace is spanned by the sensing-optimal steering vector  $\mathbf{u}_s$  characterized by

$$\overline{\mathbf{M}}\mathbf{u}_s = \lambda_1 \{\overline{\mathbf{M}}\} \mathbf{u}_s, \quad (82)$$

where  $\lambda_1(\cdot)$  denotes the maximum eigenvalue of its argument. In other words,  $\mathbf{u}_s$  is the eigenvector corresponding to the maximum eigenvalue of  $\overline{\mathbf{M}}$ . In this scenario, the overlap between the communication subspace and the sensing subspace can be depicted by the following quantity

$$\rho = \frac{\mathbf{h}_c^H \overline{\mathbf{M}} \mathbf{h}_c}{\|\mathbf{h}_c\|^2 \lambda_1 \{\overline{\mathbf{M}}\}}. \quad (83)$$

Under the aforementioned assumptions, besides the pentagon inner bound obtained by employing time-sharing strategies between  $P_{\text{SC}}$  and  $P_{\text{CS}}$ , we can also obtain some refined inner bounds of the CRB-rate region using the statistical covariance shaping method discussed in Section IV-B, as well as an outer bound. Specifically, the statistical covariance shaping problem now takes the following form

$$\begin{aligned} \max_{\tilde{\mathbf{R}}_{\mathbf{x}}} \quad & \text{tr}\{\overline{\mathbf{M}}\tilde{\mathbf{R}}_{\mathbf{x}}\} + \lambda \mathbf{h}_c^H \tilde{\mathbf{R}}_{\mathbf{x}} \mathbf{h}_c \\ \text{s.t.} \quad & \text{tr}\{\tilde{\mathbf{R}}_{\mathbf{x}}\} = P_T M, \quad \tilde{\mathbf{R}}_{\mathbf{x}} \succeq \mathbf{0}, \quad \tilde{\mathbf{R}}_{\mathbf{x}} = \tilde{\mathbf{R}}_{\mathbf{x}}^H, \end{aligned} \quad (84)$$

where  $\lambda \in [0, +\infty)$  controls the preference between the sensing and the communication performance. The solution to this problem can be expressed as follows:

$$\tilde{\mathbf{R}}_{\mathbf{x}}(\lambda) = P_T M \mathbf{r}(\lambda) \mathbf{r}^H(\lambda), \quad (85)$$

where  $\mathbf{r}(\lambda)$  is the eigenvector corresponding to the largest eigenvalue of the matrix

$$\mathbf{M}(\lambda) = \overline{\mathbf{M}} + \lambda \mathbf{h}_c \mathbf{h}_c^H. \quad (86)$$

By employing this Pareto-optimal power allocation strategy and ignoring the DRT, according to (73), we obtain an outer bound characterized as follows:

$$\lambda \in [0, +\infty), \quad (87a)$$

$$R_{\text{out}}(\lambda) = \log_2(1 + \|\mathbf{h}_c\|^{-2} N_c |\mathbf{r}^H(\lambda) \mathbf{h}_c|^2 \text{SNR}_c), \quad (87b)$$

$$\epsilon_{\text{out}}(\lambda) = \left( 2T \text{SNR}_s \mathbf{r}^H(\lambda) \overline{\mathbf{M}} \mathbf{r}(\lambda) + J_\theta^P \right)^{-1}, \quad (87c)$$

where we have used the base-2 logarithm to ensure that the rate is in the unit of bit per channel use (bpcu). By contrast, when we apply the power allocation strategy to the Gaussian signal, we obtain the following inner bound

$$R_{\text{in,G}}(\lambda) = \log_2(1 + \|\mathbf{h}_c\|^{-2} N_c |\mathbf{r}^H(\lambda) \mathbf{h}_c|^2 \text{SNR}_c), \quad (88a)$$

$$\begin{aligned} \epsilon_{\text{in,G}}(\lambda) &= \mathbb{E} \left\{ \left( \chi_{2T}^2 \text{SNR}_s \mathbf{r}^H(\lambda) \overline{\mathbf{M}} \mathbf{r}(\lambda) + J_\theta^P \right)^{-1} \right\} \\ &= (2\text{SNR}_s \mathbf{r}^H(\lambda) \overline{\mathbf{M}} \mathbf{r}(\lambda))^{-1} \zeta^{T-1} e^\zeta \Gamma(1-T, \zeta) \\ &= \left( 2(T-1) \text{SNR}_s \mathbf{r}^H(\lambda) \overline{\mathbf{M}} \mathbf{r}(\lambda) \right)^{-1} (1+r_\zeta), \end{aligned} \quad (88b)$$

where  $\chi_{2T}^2$  is a chi-squared distributed random variable with DoF  $2T$ ,  $\Gamma(a, x) = \int_x^\infty t^{a-1} e^{-t} dt$  denotes the incomplete Gamma function [37], and  $\zeta = J_\theta^P (2\text{SNR}_s \mathbf{r}^H(\lambda) \overline{\mathbf{M}} \mathbf{r}(\lambda))^{-1}$ . The correction term  $r_\zeta$  is on the order of  $O(\zeta)$ , given by

$$r_\zeta = \sum_{n=1}^{T-2} \frac{(-1)^n \zeta^n}{\prod_{i=1}^n (T-i-1)} + \underbrace{(-1)^{T-1} \cdot \frac{e^\zeta \zeta^{T-1} \Gamma(0, \zeta)}{\Gamma(T-1)}}_{O(\zeta^{T-1} \log \zeta)},$$

which can be derived from [37, Sec. 8.352]. We can also obtain another inner bound by applying the power allocation strategy to the semi-unitary signal (a constant-norm vector in this scenario, since the sensing-optimal sample covariance matrix is rank-1)

$$R_{\text{in,U}}(\lambda) = \frac{2T-1}{2T} \log_2(N_c \|\mathbf{h}_c\|^{-2} |\mathbf{r}^H(\lambda) \mathbf{h}_c|^2 \text{SNR}_c) + c_0 + O(\sigma_c^2), \quad (89a)$$

$$\epsilon_{\text{in,U}}(\lambda) = \left( 2T \text{SNR}_s \mathbf{r}^H(\lambda) \overline{\mathbf{M}} \mathbf{r}(\lambda) + J_\theta^P \right)^{-1}, \quad (89b)$$

where the correction term  $c_0$  is given by

$$c_0 = \frac{1}{T} \left[ \left( T - \frac{1}{2} \right) \log \frac{T}{e} - \log \Gamma(T) + \log(2\sqrt{\pi}) \right],$$

and the  $O(\sigma_c^2)$  residual term can be computed numerically.

Moreover, we can obtain a tighter inner bound, by employing time-sharing strategies between the Gaussian signal and the semi-unitary signal. This inner bound can be obtained by numerically computing the convex envelope of the union of the regions determined by (88) and (89).

### B. Target Response Matrix Estimation

Next, let us consider the task of target response matrix estimation commonly seen in the literature of statistical MIMO radar [38], where the sensing objective is to estimate the entire matrix  $\mathbf{H}_s$ . More precisely, we have

$$\boldsymbol{\eta} = [\text{Re}\{\text{vec}(\mathbf{H}_s)\}^T, \text{Im}\{\text{vec}(\mathbf{H}_s)\}^T]^T. \quad (90)$$

We further assume that the *a priori* distribution of each entry in  $\mathbf{H}_s$  is identically  $\mathcal{CN}(0, \sigma_p^2)$ , and hence

$$\mathbf{J}_P = \sigma_p^{-2} \mathbf{I}_{2N_s M}, \quad \tilde{\mathbf{J}}_P = \frac{\sigma_s^2}{\sigma_p^2 T} \mathbf{I}_{2N_s M}.$$

Note that

$$\boldsymbol{\eta} = \frac{1}{\sqrt{2}} \mathbf{U}_{\text{Had}} [\text{vec}\{\mathbf{H}_s\}, \text{vec}\{\mathbf{H}_s^*\}]^T, \quad (91)$$

where  $\mathbf{U}_{\text{Had}}$  is a unitary matrix given by

$$\mathbf{U}_{\text{Had}} = \frac{1}{\sqrt{2}} \begin{bmatrix} 1 & 1 \\ 1 & -1 \end{bmatrix} \otimes \mathbf{I}_{N_s M}.$$

In light of this, the affine map  $\Phi(\cdot)$  can be expressed explicitly as

$$\begin{aligned} \Phi(\mathbf{R}_X) &= \frac{1}{2} \mathbf{U}_{\text{Had}} \left( \mathbf{I}_{N_s} \otimes \text{blkdiag}(\mathbf{R}_X^T, \mathbf{R}_X) \right) \mathbf{U}_{\text{Had}}^H \\ &\quad + \frac{\sigma_s^2}{2\sigma_p^2 T} \mathbf{I}_{2N_s M}. \end{aligned} \quad (92)$$

Thus the CRB of  $\boldsymbol{\eta}$  is given by

$$\begin{aligned} \epsilon &= \text{tr} \left\{ \mathbb{E} \left[ \frac{\sigma_s^2}{T} [\Phi(\mathbf{R}_X)]^{-1} \right] \right\} \\ &= \frac{\sigma_s^2 N_s}{T} \text{tr} \left\{ \mathbb{E} \left[ \left( \mathbf{R}_X + \frac{\sigma_s^2}{\sigma_p^2 T} \mathbf{I} \right)^{-1} \right] \right\}, \end{aligned} \quad (93)$$

which follows from the fact that the unitary matrix  $\mathbf{U}_{\text{Had}}$  preserves trace, and that the transpose operation preserves trace. Next, let us consider the sensing and communication performance at points  $P_{\text{SC}}$  and  $P_{\text{CS}}$ , respectively.

1) *Sensing DoF*: At point  $P_{\text{SC}}$ , the optimal  $\tilde{\mathbf{R}}_X$  is obtained at  $\tilde{\mathbf{R}}_X^{\text{SC}} = P_T \mathbf{I}_M$ . Moreover, we have

$$\begin{aligned} \text{tr} \left\{ \mathbb{E} \left[ \left( \mathbf{R}_X + \frac{\sigma_s^2}{\sigma_p^2 T} \mathbf{I} \right)^{-1} \right] \right\} &= \text{tr} \left\{ \left( \tilde{\mathbf{R}}_X + \frac{\sigma_s^2}{\sigma_p^2 T} \mathbf{I} \right)^{-1} \right\} \\ &= \frac{M}{P_T + \sigma_s^2 (\sigma_p^2 T)^{-1}}, \end{aligned} \quad (94)$$

since the sensing-optimal sample covariance matrix  $\mathbf{R}_X$  in this scenario is deterministic. Hence the minimum CRB can be expressed as

$$\epsilon_{\min} = \frac{\sigma_s^2 N_s M}{T P_T + \sigma_s^2 \sigma_p^{-2}}. \quad (95)$$

The sensing DoF at point  $P_{\text{SC}}$  is clearly  $\nu_{s,\max} = T$ . Observe that the minimum CRB may be alternatively expressed as

$$\epsilon_{\min} = \frac{N_s M}{T} \cdot \frac{1}{P_T \sigma_s^{-2} + (\sigma_p^2 T)^{-1}}, \quad (96)$$

which implies that the *a priori* knowledge contributes to an additional effective SNR of  $(\sigma_p^2 T)^{-1}$ .

By contrast, at point  $P_{\text{CS}}$ , the minimum achievable CRB is given by

$$\epsilon_{\text{CS}} = \frac{\sigma_s^2 N_s}{T} \text{tr} \left\{ \mathbb{E} \left[ \left( \mathbf{R}_X^{\text{CS}} + \frac{\sigma_s^2}{\sigma_p^2 T} \mathbf{I} \right)^{-1} \right] \right\}, \quad (97)$$

where  $\mathbf{R}_X^{\text{CS}}$  is a complex Wishart distributed matrix having degree of freedom  $T$  and scale matrix  $\tilde{\mathbf{R}}_X^{\text{CS}}$ . When  $\mathbf{R}_X^{\text{CS}}$  follows

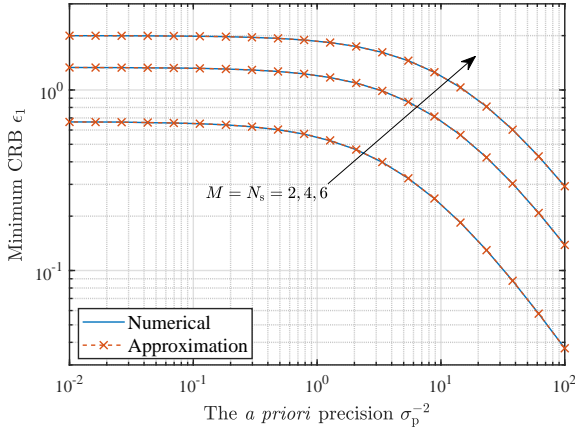


Figure 4. The minimum achievable CRB  $\epsilon_{CS}$  and its Marchenko-Pastur approximation (98) versus the *a priori* precision  $\sigma_p^{-2}$ , where  $\mathbf{R}_X^{CS} \sim \mathcal{CW}_M(\mathbf{I}, T)$ ,  $\sigma_s^2 = 1$ , and  $\beta = M/T$  is fixed at  $1/4$ .

the complex Wishart distribution  $\mathcal{CW}_M(\mathbf{I}, T)$ , it is known that the eigenvalue distribution of  $\mathcal{CW}_M(\mathbf{I}, T)$  converges to the Marchenko-Pastur distribution as  $M \rightarrow \infty$ , if  $\beta = M/T$  is a constant [39]. In the same asymptotic limit, according to the Stieltjes transform of the Marchenko-Pastur distribution [39], the CRB  $\epsilon_{CS}$  satisfies

$$\epsilon_{CS} \rightarrow \frac{\sigma_s^2 N_s M}{2Tz\beta} (\beta - z - 1 + \sqrt{(z + \beta - 1)^2 + 4z}), \quad (98)$$

where  $z = \sigma_s^2(\sigma_p^2 T)^{-1}$ . As it can be observed from Fig. 4, this limit serves as an excellent approximation even when  $M$  is rather small (e.g.  $M = 2$ ). In the more general scenario  $\mathbf{R}_X^{CS} \sim \mathcal{CW}_M(\Sigma, T)$ , if the eigenvalues of  $\Sigma$  are upper and lower bounded by some positive constants as  $M \rightarrow \infty$ , we have

$$\epsilon_{CS} \rightarrow \frac{\sigma_s^2 N_s}{2Tz\beta} \sum_{i=1}^M \left[ \beta - \frac{z}{\sigma_i} - 1 + \sqrt{\left(\frac{z}{\sigma_i} + \beta - 1\right)^2 + 4\frac{z}{\sigma_i}} \right], \quad (99)$$

where  $\sigma_i$  is the  $i$ -th largest eigenvalue of  $\Sigma$ .

As for the sensing DoF, observe that

$$\nu_{s,CS} = \lim_{\sigma_s \rightarrow 0} \epsilon_{CS}^{-1} \sigma_s^2 N_s \text{tr} \left\{ \left[ \tilde{\mathbf{R}}_X^{CS} + \frac{\sigma_s^2}{\sigma_p^2 T} \mathbf{I} \right]^{-1} \right\} \quad (100a)$$

$$= T \text{tr} \left\{ (\tilde{\mathbf{R}}_X^{CS})^{-1} \right\} / \text{tr} \left\{ \mathbb{E} \left[ (\mathbf{R}_X^{CS})^{-1} \right] \right\} \quad (100b)$$

$$= T - M, \quad (100c)$$

when  $\tilde{\mathbf{R}}_X^{CS}$  has full rank (otherwise the sensing DoF is zero), where (100c) follows from the fact that

$$\mathbb{E} \left[ (\mathbf{R}_X^{CS})^{-1} \right] = \frac{T}{T - M} (\tilde{\mathbf{R}}_X^{CS})^{-1}. \quad (101)$$

Hence we may conclude that the sensing DoF loss in the task of target response matrix estimation is

$$\nu_{s,max} - \nu_{s,CS} = M, \quad (102)$$

which achieves the upper bound indicated by Theorem 2.

2) *Communication DoF*: At the point  $P_{CS}$ , the maximum achievable rate is given by the channel capacity in the absence of sensing constraints, as follows:

$$R_{max} = \mathbb{E} \{ \log |\mathbf{I} + \sigma_c^{-2} \mathbf{H}_c \tilde{\mathbf{R}}_X^{CS} \mathbf{H}_c^H| \}, \quad (103)$$

where  $\tilde{\mathbf{R}}_X^{CS}$  is determined by the water-filling strategy. The communication DoF at the point  $P_{CS}$  is  $M_{SC}$ .

As for the point  $P_{SC}$ , according to Proposition III-B, when the SNR is high, the corresponding achievable rate may be asymptotically expressed as

$$R_{SC} = \mathbb{E} \left\{ \left( 1 - \frac{M_{SC}}{2T} \right) \log |P_T \sigma_c^{-2} \mathbf{H}_c \mathbf{H}_c^H| + c_0 \right\} + O(\sigma_c^2), \quad (104)$$

where we have used the fact that

$$M_{SC} = \text{rank}(\mathbf{H}_c \tilde{\mathbf{R}}_X^{SC} \mathbf{H}_c^H) = \text{rank}(\mathbf{H}_c \mathbf{H}_c^H) = M_{CS}$$

holds in the high-SNR regime. In this case, the communication DoF is

$$\nu_{c,SC} = M_{SC} \left( 1 - \frac{M_{SC}}{2T} \right). \quad (105)$$

The corresponding communication DoF loss at point  $P_{SC}$  is

$$\nu_{c,max} - \nu_{c,SC} = \frac{M_{SC}^2}{2T}. \quad (106)$$

Observe that the communication subspace overlap coefficient  $\alpha_{SC}$  achieves its maximum 1, hence the sensing-induced communication performance loss is mainly due to the row-orthogonality of the sensing-optimal coding strategy.

Similar to the target angle estimation problem, we can also conceive an outer bound based on statistical covariance shaping, namely solving the following Pareto optimization problem [40]

$$\begin{aligned} \min_{\mathbf{R}_X} \quad & \text{tr} \left\{ \left( \mathbf{R}_X + \frac{\sigma_s^2}{\sigma_p^2 T} \mathbf{I} \right)^{-1} \right\} + \alpha \log |\mathbf{I} + \sigma_c^{-2} \mathbf{H}_c \mathbf{R}_X \mathbf{H}_c^H| \\ \text{s.t.} \quad & \text{tr} \{ \mathbf{R}_X \} \leq P_T M, \quad \mathbf{R}_X \succeq \mathbf{0}, \quad \mathbf{R}_X = \mathbf{R}_X^H, \end{aligned} \quad (107)$$

for each realization of  $\mathbf{H}_c$ , where  $\alpha \in [0, \infty)$  is a parameter controlling the power allocation strategy. Upon denoting the optimal solution to (107) as  $\tilde{\mathbf{R}}_X(\alpha)$  and the corresponding sample covariance matrix as  $\mathbf{R}_\alpha$ , we could obtain the Gaussian inner bound

$$R_{in,G}(\alpha) = \mathbb{E} \left\{ \log_2 |\mathbf{I} + \sigma_c^{-2} \mathbf{H}_c \tilde{\mathbf{R}}_X(\alpha) \mathbf{H}_c^H| \right\}, \quad (108a)$$

$$\epsilon_{in,G}(\alpha) = \frac{\sigma_s^2 N_s}{T} \text{tr} \left\{ \mathbb{E} \left[ (\mathbf{R}_X(\alpha) + \sigma_s^2 (\sigma_p^2 T)^{-1} \mathbf{I})^{-1} \right] \right\}, \quad (108b)$$

the semi-unitary inner bound

$$R_{in,U}(\alpha) = \mathbb{E} \left\{ \left( 1 - \frac{M_\alpha}{2T} \right) \log_2 |\mathbf{I} + \sigma_c^{-2} \mathbf{H}_c \tilde{\mathbf{R}}_X(\alpha) \mathbf{H}_c^H| + c_0 \right\} + O(\sigma_c^2), \quad (109a)$$

$$\epsilon_{in,U}(\alpha) = \frac{\sigma_s^2 N_s}{T} \text{tr} \left\{ \left( \tilde{\mathbf{R}}_X(\alpha) + \sigma_s^2 (\sigma_p^2 T)^{-1} \mathbf{I} \right)^{-1} \right\}, \quad (109b)$$

and the outer bound

$$R_{out}(\alpha) = R_{in,G}(\alpha), \quad \epsilon_{out}(\alpha) = \epsilon_{in,U}(\alpha), \quad (110)$$

Table I  
CONFIGURATIONS FOR THE NUMERICAL EXAMPLES OF THE TARGET  
ANGLE ESTIMATION PROBLEM.

Configuration	Value
No. Tx antennas ( $M$ )	10
Tx antenna spacing	1/2 wavelength
No. sensing Rx antennas ( $N_s$ )	10
Sensing Rx antenna spacing	1/2 wavelength
No. communication Rx antennas ( $N_c$ )	1
Max. sensing receiving SNR	20dB per antenna
Max. communication receiving SNR	33dB per antenna

following a similar line of reasoning as (87), (88) and (89), where  $M_\alpha = \text{rank}(\mathbf{H}_c \tilde{\mathbf{R}}_\mathbf{x}(\alpha) \mathbf{H}_c^H)$ , and the expectation in (108b) may be approximated using (99).

*Remark 1 (Null space completion by semi-unitary signals):* According to (50), when  $M_{CS} < M$ , the Gaussian inner bound-achieving signalling scheme does not send pure Gaussian signals. To elaborate, in this case, since  $\tilde{\mathbf{R}}_\mathbf{x}^{CS}$  is rank-deficient, the sensing DoF is zero. In particular, at point  $P_{CS}$ , the ISAC signal cannot provide any information about the target response matrix in the null space of  $\tilde{\mathbf{R}}_\mathbf{x}^{CS}$ , and hence we have to rely entirely on the *a priori* knowledge when estimating this part of the target response matrix. As we move from  $P_{CS}$  to  $P_{SC}$  on the outer bound,  $\tilde{\mathbf{R}}_\mathbf{x}(\alpha)$  becomes full-rank. However, the power allocated to the null space of  $\tilde{\mathbf{R}}_\mathbf{x}^{CS}$  does not contribute to the communication rate. Therefore, we may transmit semi-unitary signals instead of Gaussian signals in the null space, without eroding the communication rate at all.

## VI. NUMERICAL RESULTS

### A. Target Angle Estimation

We first demonstrate the S&C tradeoff in the task of target angle estimation discussed in Section V-A. We consider the scenario where the sensing Rx and the ISAC Tx are co-located, both equipped with uniform linear arrays. There is a single target with a bearing angle of  $\theta$ , for which the *a priori* distribution is a von Mises distribution with mean  $30^\circ$  and standard deviation of  $5^\circ$ . The communication channel is assumed to be a rank-1 LoS channel. The configurations that are identical across all numerical examples are summarized in Table I. For all numerical examples in this subsection, we observe that the maximum eigenvalue of  $\bar{\mathbf{M}}$  has multiplicity 1, and thus the discussions in Section V-A are fully applicable.

Let us first fix the bearing angle of the communication Rx at  $\theta_c = 40^\circ$ , which corresponds to a correlation coefficient of  $\rho \approx 0.72$ , and consider the case of  $T = 3$ . The outer bound (87), the Gaussian inner bound (88) and the semi-unitary inner bound (89), as well as the refined inner bound obtained by employing the time-sharing strategy between the two inner bounds, are portrayed in Fig. 5. We have numerically computed the rate of the semi-unitary signalling strategy, accompanied by an approximation obtained by neglecting the  $O(\sigma_c^2)$  term in (89). Observe that the approximation error is rather small, since the SNR is high. A noteworthy phenomenon is that the semi-unitary-Gaussian inner bound is tighter than the  $P_{SC}$ - $P_{CS}$  inner bound. An intuitive interpretation is that

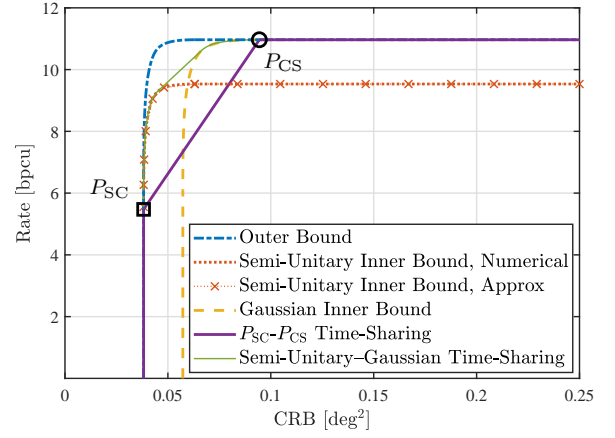


Figure 5. Inner and outer bounds of the CRB-rate region for the task of single-target angle estimation. The correlation coefficient is  $\rho \approx 0.72$ .

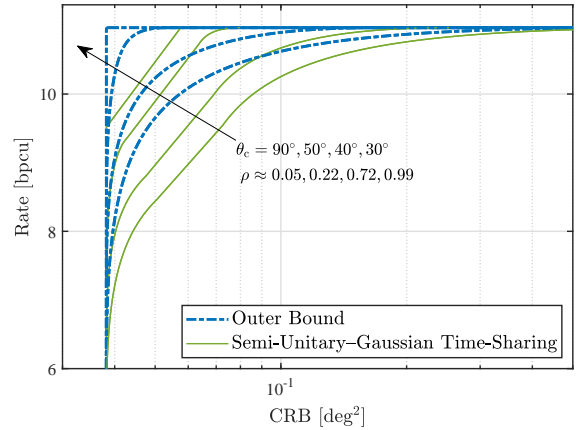


Figure 6. The outer bound and the unitary-Gaussian time-sharing inner bound of the CRB-rate region for the task of single-target angle estimation, with various values of  $\rho$ .

the semi-unitary-Gaussian inner bound benefits from amalgamating the time-sharing strategy with power allocation, whereas the  $P_{SC}$ - $P_{CS}$  inner bound only employs the time-sharing strategy. The vertical dashed line and the horizontal dotted line depict the ultimate loss of sensing DoF and communication DoF caused by employing the Gaussian and the semi-unitary signalling strategies, respectively.

By varying the bearing angle of the communication Rx (hence the value of the correlation coefficient  $\rho$ ), we may observe the dependence of the ISAC integration gain on the overlap between the sensing subspace and the communication subspace, as portrayed in Fig. 6. In this example we also fix the coherent sensing period at  $T = 3$ . We see that as  $\rho$  increases, both the semi-unitary-Gaussian inner bound and the outer bound tend to become closer to the rectangular boundary, which corroborates the intuition that the ISAC integration gain should be higher when sensing subspace has a larger overlap with the communication subspace. A noteworthy fact is that the inner bound is not rectangular when  $\rho \approx 1$ . In this case, the sensing subspace is identical to the communication subspace, and hence the S&C tradeoff is completely determined by the



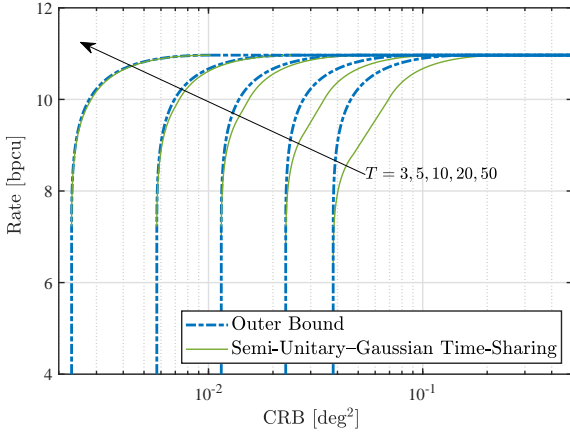


Figure 7. The outer bound and the unitary-Gaussian time-sharing inner bound of the CRB-rate region for the task of single-target angle estimation, with various values of  $T$ .

Table II  
CONFIGURATIONS FOR THE NUMERICAL EXAMPLES OF THE TARGET RESPONSE MATRIX ESTIMATION PROBLEM.

Configuration	Value
No. Tx antennas ( $M$ )	4
No. sensing Rx antennas ( $N_s$ )	4
No. communication Rx antennas ( $N_c$ )	4
Sensing noise variance ( $\sigma_s^2$ )	1
Sensing transmit SNR ( $P_t/\sigma_s^2$ )	24dB
Communication transmit SNR ( $P_t/\sigma_c^2$ )	24dB

DRT. The two corner points of the inner bound correspond to the sensing-optimal and the communication-optimal signalling strategies, respectively.

Finally, let us investigate the dependence of the CRB-rate region on the length  $T$  of the coherent sensing period. In this example we fix the bearing angle of the communication Rx at  $\theta_c = 50^\circ$ , which corresponds to a correlation coefficient of  $\rho \approx 0.22$ . As it can be observed from Fig. 7, as  $T$  increases, the gap between the semi-unitary-Gaussian inner bound and the outer bound vanishes. This suggests that the DRT becomes less prominent when the coherent sensing period is long. Ultimately, it would become completely irrelevant to the S&C tradeoff as  $T \rightarrow \infty$ .

### B. Target Response Matrix Estimation

Next, let us consider the task of target response matrix estimation discussed in Section V-B. We assume that the *a priori* distributions of each entry in the target response matrix  $\mathbf{H}_s$  are independent of one another, and are identically given by  $\mathcal{CN}(0, 1)$ , which implies that  $\sigma_p^2 = 1$ . The configurations of other parameters are summarized in Table II.

We first consider the scenario where the communication channel is subject to spatially uncorrelated Rayleigh fading, namely that each entry in  $\mathbf{H}_c$  is independent of one another, and follows the distribution of  $\mathcal{CN}(0, M^{-1})$ . For the sake of illustration, we normalize the CRB as follows

$$\epsilon_{\text{normalized}} = \frac{\epsilon}{MN_s}.$$

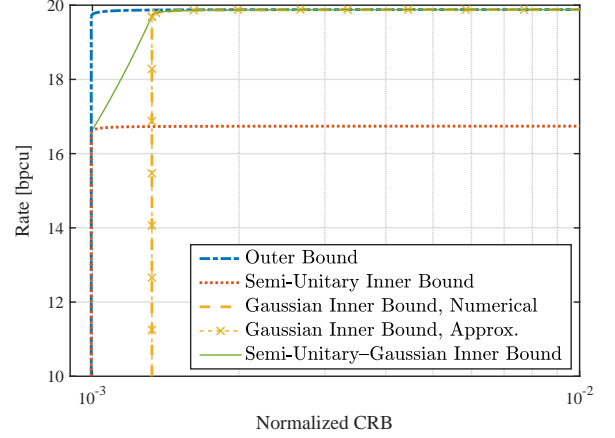


Figure 8. Inner and outer bounds of the CRB-rate region for the task of target response matrix estimation, where the communication channel is subject to spatially uncorrelated Rayleigh fading.

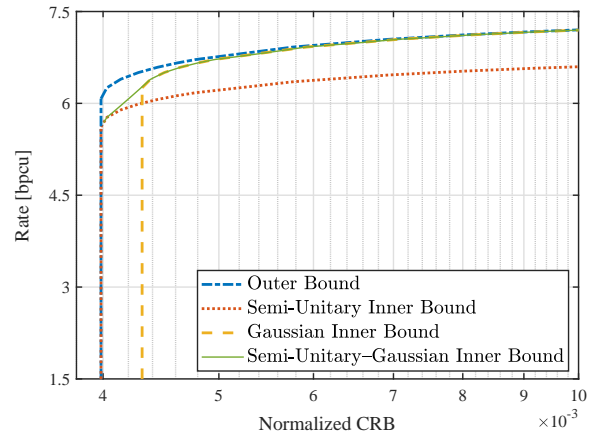


Figure 9. Inner and outer bounds of the CRB-rate region for the task of target response matrix estimation, where the communication channel is a rank-1 LoS channel.

In this example, we set the coherent sensing period as  $T = 4M = 16$ . The outer bound and the inner bounds of the CRB-rate region are portrayed in Fig. 8, accompanied by the approximated Gaussian inner bound computed according to (99). Observe that the outer bound is rather close to a rectangle in this scenario, which is reminiscent of the  $\rho = 1$  scenario in the target angle estimation task. We may understand this phenomenon intuitively, by noticing that both the communication channel and the target response matrix have full rank, and that the communication-optimal water-filling strategy becomes similar to the sensing-optimal uniform power allocation strategy in the high SNR regime.

To further validate this intuition, let us consider another scenario, where the communication channel is a rank-1 LoS channel taking the form of

$$\mathbf{H}_c = \alpha \mathbf{a} \mathbf{v}^T,$$

where  $\mathbf{a} \in \mathbb{C}^{N_s}$  and  $\mathbf{v} \in \mathbb{C}^M$  are the steering vectors of the communication receiver and the transmitter, respectively, in which every entry has amplitude 1. Note that in this example, the Gaussian inner bound is achieved by the null

space completing technique discussed in Remark 1. Indeed, here we have  $M_{CS} = 1 < M$ . Consequently, the null space has a dimensionality of  $M - 1$ , in which semi-unitary signals are transmitted. We assume that the amplitude  $\alpha$  is a random variable following  $\mathcal{CN}(0, 1)$ , and set the coherent sensing period as  $T = M = 4$ . From the CRB-rate region plotted in Fig. 9 we may see that the boundaries are obviously non-rectangular. This corroborate the aforementioned intuition, since the communication subspace in this scenario is only one-dimensional. Consequently, the overlap between the sensing and the communication subspaces is significantly smaller than the one in the previous scenario of the spatially uncorrelated Rayleigh channel.

## VII. CONCLUSIONS

In this paper, we have proposed a general framework for the analysis of the S&C performance tradeoff. In particular, we have introduced the CRB-rate region for characterizing the S&C tradeoff, and have shown that it has a pentagon inner bound obtained by connecting the communication-optimal point  $P_{CS}$  and the sensing-optimal point  $P_{SC}$ . Especially for  $P_{SC}$ , we have shown that it is achieved when the transmitted waveform has a sample covariance matrix with deterministic trace. In particular, when the CRB minimization problem has a unique solution, the sample covariance matrix is deterministic, and hence the ISAC waveform should be modulated by symbols generated based on the uniform distribution of the Stiefel manifold. For  $P_{CS}$ , we have shown that the maximum sensing DoF loss is determined by the number of sensing parameters  $K$ , as well as the rank of the statistical covariance matrix  $\tilde{\mathbf{R}}_{\mathbf{X}}$ . We have also conceived signalling strategies based on statistical covariance shaping, which are shown to be capable of achieving more favorable S&C tradeoffs than the pentagon inner bound when applied in conjunction with time sharing.

Based on these analytical results, we have highlighted that the S&C performance trade-off is two-fold, in the sense that it is determined by the subspace alignment of the transmitted waveform in general, and also by the deterministic-random tradeoff in the finite coherent sensing period regime, which may shed light on the design of practical Pareto-optimal ISAC signalling strategies.

## APPENDIX A

### PROOF OF PROPOSITION 2

*Proof:* The sensing model (2b) may be rewritten as

$$\text{vec}(\mathbf{Y}_s^T) = (\mathbf{I}_{N_s} \otimes \mathbf{X}^T) \text{vec}(\mathbf{H}_s^T) + \text{vec}(\mathbf{Z}_s^T). \quad (111)$$

For the moment, let us ignore the contribution of the prior distribution  $p_{\boldsymbol{\eta}}(\boldsymbol{\eta})$  to the BFIM. To facilitate further derivation, we define an extended parameter vector

$$\boldsymbol{\theta} := \begin{bmatrix} (\mathbf{I}_{N_s} \otimes \mathbf{X}^T) \text{vec}(\mathbf{H}_s^T) \\ (\mathbf{I}_{N_s} \otimes \mathbf{X}^H) \text{vec}(\mathbf{H}_s^H) \end{bmatrix},$$

whose BFIM can be expressed as

$$\mathbf{J}_{\boldsymbol{\theta}} = \sigma_s^{-2} \mathbf{I}_{2N_s T}. \quad (112)$$

Hence the BFIM of  $\mathbf{h}_s := [\text{vec}(\mathbf{H}_s^T)^T, \text{vec}(\mathbf{H}_s^H)^T]^T$  is given by

$$\begin{aligned} \mathbf{J}_{\mathbf{h}_s|\mathbf{x}} &= \mathbb{E}_{\mathbf{h}_s} \left\{ \frac{\partial \boldsymbol{\theta}}{\partial \mathbf{h}_s} \mathbf{J}_{\boldsymbol{\theta}} \left( \frac{\partial \boldsymbol{\theta}}{\partial \mathbf{h}_s} \right)^H \right\} \\ &= \frac{T}{\sigma_s^2} \begin{bmatrix} \mathbf{I}_{N_s} \otimes \mathbf{R}_{\mathbf{X}}^T & \mathbf{0} \\ \mathbf{0} & \mathbf{I}_{N_s} \otimes \mathbf{R}_{\mathbf{X}} \end{bmatrix}. \end{aligned} \quad (113)$$

Let us denote  $\mathbf{F} := \frac{\partial \mathbf{h}_s}{\partial \boldsymbol{\eta}} \in \mathbb{C}^{K \times 2N_s M}$ , and partition  $\mathbf{F}$  in the following form

$$\mathbf{F} = [\mathbf{F}_1 \ \dots \ \mathbf{F}_{2N_s}],$$

where each  $\mathbf{F}_i$  has a dimensionality of  $K \times M$ .

Now, taking the contribution of the prior distribution back into account, we have

$$\begin{aligned} \mathbf{J}_{\boldsymbol{\eta}|\mathbf{x}} &= \frac{T}{\sigma_s^2} \mathbb{E}_{\boldsymbol{\eta}} \left\{ \mathbf{F} \begin{bmatrix} \mathbf{I}_{N_s} \otimes \mathbf{R}_{\mathbf{X}}^T & \mathbf{0} \\ \mathbf{0} & \mathbf{I}_{N_s} \otimes \mathbf{R}_{\mathbf{X}} \end{bmatrix} \mathbf{F}^H \right\} + \mathbf{J}_P \\ &= \frac{T}{\sigma_s^2} \mathbb{E}_{\boldsymbol{\eta}} \left\{ \sum_{i=1}^{N_s} \mathbf{F}_i \mathbf{R}_{\mathbf{X}}^T \mathbf{F}_i^H + \mathbf{F}_{N_s+i} \mathbf{R}_{\mathbf{X}} \mathbf{F}_{N_s+i}^H \right\} + \mathbf{J}_P. \end{aligned} \quad (114)$$

Let us define a pair of linear super-operators  $\Phi_1(\cdot)$  and  $\Phi_2(\cdot)$ , characterized by

$$\Phi_1(\mathbf{A}) = \sum_{i=1}^{N_s} \mathbf{F}_i \mathbf{A} \mathbf{F}_i^H, \quad (115a)$$

$$\Phi_2(\mathbf{A}) = \sum_{i=1}^{N_s} \mathbf{F}_{N_s+i} \mathbf{A} \mathbf{F}_{N_s+i}^H. \quad (115b)$$

Without loss of generality, in the following discussion, we will focus on  $\Phi_1(\cdot)$ . Observe that the following matrix

$$\boldsymbol{\Psi}_1 = \sum_{i=1}^M \sum_{j=1}^M \mathbf{E}_{ij} \otimes \Phi_1(\mathbf{E}_{ij}) \quad (116)$$

is a faithful representation of  $\Phi_1$  (known as the Choi representation, according to the Choi-Jamiołkowski isomorphism [41], [42]), where  $\mathbf{E}_{ij}$  is an  $M \times M$  matrix with its  $(i, j)$ -th entry equals to 1, while all other entries are zero. According to (115a), we have

$$\boldsymbol{\Psi}_1 = \sum_{i=1}^{N_s} \text{vec}(\mathbf{F}_i) \text{vec}(\mathbf{F}_i)^H, \quad (117)$$

which implies that

$$\tilde{\boldsymbol{\Psi}}_1 := \mathbb{E}\{\boldsymbol{\Psi}_1\} = \sum_{i=1}^{N_s} \mathbb{E}\{\text{vec}(\mathbf{F}_i) \text{vec}(\mathbf{F}_i)^H\}.$$

Consider the eigendecomposition of  $\tilde{\boldsymbol{\Psi}}_1$  as follows

$$\begin{aligned} \tilde{\boldsymbol{\Psi}}_1 &= \mathbf{U}^{(1)} \boldsymbol{\Lambda}^{(1)} (\mathbf{U}^{(1)})^H \\ &= \left( \sum_{i=1}^{r_1} \sqrt{\lambda_i^{(1)}} \text{mat}(\mathbf{u}_i^{(1)}) \right) \left( \sqrt{\lambda_i^{(1)}} \text{mat}(\mathbf{u}_i^{(1)}) \right)^H \end{aligned} \quad (118)$$

where

$$\mathbf{U}^{(1)} = [\mathbf{u}_1^{(1)}, \dots, \mathbf{u}_{KM}^{(1)}], \quad \boldsymbol{\Lambda}^{(1)} = \text{diag}(\lambda_1^{(1)}, \dots, \lambda_{KM}^{(1)}).$$

We assume that  $\lambda_1^{(1)} \geq \lambda_2^{(1)} \geq \dots \geq \lambda_{KM}^{(1)}$ , and the number of non-zero eigenvalues is denoted as  $r_1$ . Since there exist a

linear one-to-one correspondence between every realization of  $\Phi_1$  and its Choi representation  $\Psi_1$ , we see that  $\tilde{\Psi}_1 = \mathbb{E}\{\Psi_1\}$  is also the Choi representation of  $\mathbb{E}\{\Phi_1(\mathbf{A})\}$ , and thus

$$\mathbb{E}\{\Phi_1(\mathbf{A})\} = \sum_{i=1}^{r_1} \tilde{\mathbf{F}}_i \mathbf{A} \tilde{\mathbf{F}}_i^H, \quad (119)$$

where  $r_1$  is the rank of  $\tilde{\Psi}_1$ , and

$$\tilde{\mathbf{F}}_i = \sqrt{\lambda_i^{(1)}} \text{mat}(\mathbf{u}_i^{(1)}). \quad (120)$$

Similar arguments also apply to  $\Phi_2(\cdot)$ , and hence we have

$$\mathbb{E}\{\Phi_2(\mathbf{A})\} = \sum_{i=1}^{r_2} \tilde{\mathbf{G}}_i \mathbf{A} \tilde{\mathbf{G}}_i^H, \quad (121)$$

where

$$\tilde{\mathbf{G}}_i = \sqrt{\lambda_i^{(2)}} \text{mat}(\mathbf{u}_i^{(2)}), \quad (122)$$

under the corresponding definitions of  $\lambda_i^{(2)}$  and  $\mathbf{u}_i^{(2)}$ . Consequently, we obtain

$$\mathbf{J}_{\mathbf{A}|\mathbf{X}} = \frac{T}{\sigma_s^2} \left( \sum_{i=1}^{r_1} \tilde{\mathbf{F}}_i \mathbf{R}_X^T \tilde{\mathbf{F}}_i^H + \sum_{j=1}^{r_2} \tilde{\mathbf{G}}_j \mathbf{R}_X \tilde{\mathbf{G}}_j^H \right) + \mathbf{J}_P, \quad (123)$$

Finally, it is obvious that  $r_1 \leq KM$  and  $r_2 \leq KM$ , since  $\tilde{\Psi}_1$  and  $\tilde{\Psi}_2$  are of the size  $KM \times KM$ . Hence the proof is completed.  $\blacksquare$

## APPENDIX B

### PROOF OF COROLLARY 1

*Proof:* First let us consider the following decomposition

$$\Phi_\gamma(\mathbf{A}) = \Phi_1(\Phi_T(\mathbf{A})) + \Phi_2(\mathbf{A}) + \Phi_P(\gamma, \mathbf{A}), \quad (124)$$

where

$$\Phi_T(\mathbf{A}) = \mathbf{A}^T = \sum_{i=1}^M \sum_{j=1}^M \mathbf{E}_{ij} \mathbf{A} \mathbf{E}_{ji}^H, \quad (125a)$$

$$\Phi_1(\mathbf{A}) = \sum_{i=1}^{r_1} \tilde{\mathbf{F}}_i \mathbf{A} \tilde{\mathbf{F}}_i^H, \quad (125b)$$

$$\Phi_2(\mathbf{A}) = \sum_{i=1}^{r_2} \tilde{\mathbf{G}}_i \mathbf{A} \tilde{\mathbf{G}}_i^H, \quad (125c)$$

$$\Phi_P(\gamma, \mathbf{A}) = \frac{\text{tr}\{\mathbf{A}\}}{\gamma} \mathbf{J}_P. \quad (125d)$$

From (125a) and (125b), we have

$$\Phi_1(\Phi_T(\mathbf{A})) = \sum_{i=1}^{r_1} \sum_{j=1}^M \sum_{k=1}^M \tilde{\mathbf{F}}_i \mathbf{E}_{jk} \mathbf{A} \mathbf{E}_{kj}^H \tilde{\mathbf{F}}_i^H, \quad (126)$$

which has the following Choi representation

$$\tilde{\Psi}_{1T} = \sum_{i=1}^{r_1} \sum_{j=1}^M \sum_{k=1}^M \text{vec}(\tilde{\mathbf{F}}_i \mathbf{E}_{jk}) \text{vec}(\tilde{\mathbf{F}}_i \mathbf{E}_{kj})^H. \quad (127)$$

As for the term  $\Phi_P(\gamma, \mathbf{A})$ , we note that its Choi representation is given by

$$\tilde{\Psi}_P(\gamma) = \frac{1}{\gamma} \mathbf{I} \otimes \mathbf{J}_P. \quad (128)$$

Now, we may write the Choi representation of  $\Phi_\gamma(\mathbf{A})$  as follows

$$\tilde{\Psi}_\gamma = \tilde{\Psi}_{1T} + \tilde{\Psi}_2 + \tilde{\Psi}_P(\gamma), \quad (129)$$

where  $\tilde{\Psi}_2$  denotes the Choi representation of  $\Phi_2(\mathbf{A})$ , given by

$$\tilde{\Psi}_2 = \sum_{j=1}^{r_2} \text{vec}(\tilde{\mathbf{G}}_j) \text{vec}(\tilde{\mathbf{G}}_j)^H. \quad (130)$$

Note that  $\tilde{\Psi}_\gamma$  is not Hermitian, since  $\tilde{\Psi}_{1T}$  and  $\tilde{\Psi}_P$  are not. Therefore, the eigendecomposition in (118) is no longer applicable, and we have to resort to the singular value decomposition of  $\tilde{\Psi}_\gamma$

$$\tilde{\Psi}_\gamma = \mathbf{U}_\gamma \Sigma_\gamma \mathbf{V}_\gamma^H, \quad (131)$$

where  $\mathbf{U}_\gamma = [\mathbf{u}_1, \dots, \mathbf{u}_{KM}]$ ,  $\mathbf{V}_\gamma = [\mathbf{v}_1, \dots, \mathbf{v}_{KM}]$ , and  $\Sigma_\gamma = \text{diag}(\sigma_1, \dots, \sigma_{KM})$ . We may then obtain the representation in (13), where

$$\tilde{\mathbf{F}}_i = \sqrt{\sigma_i} \text{mat}(\mathbf{u}_i), \quad \tilde{\mathbf{G}}_i = \sqrt{\sigma_i} \text{mat}(\mathbf{v}_i). \quad (132)$$

Finally, we have  $r_3 \leq KM$ , since  $\tilde{\Psi} \in \mathbb{C}^{KM \times KM}$ .  $\blacksquare$

## APPENDIX C

### PROOF OF PROPOSITION 3

*Proof:* The problem of finding the distribution for the sensing-optimal  $\mathbf{R}_X$  may be formulated as

$$\min_{p(\mathbf{R}_X)} \mathbb{E}_{\mathbf{R}_X} \{ \text{tr} \{ [\Phi_{P_T M}(\mathbf{R}_X)]^{-1} \} \}, \quad (133a)$$

$$\text{s.t. } \text{tr} \{ \mathbb{E}(\mathbf{R}_X) \} = P_T M, \quad \mathbf{R}_X \succcurlyeq \mathbf{0}, \quad \mathbf{R}_X = \mathbf{R}_X^H, \quad (133b)$$

Observe that

$$\begin{aligned} & \min_{p(\mathbf{R}_X)} \mathbb{E} \{ \text{tr} \{ [\Phi_{P_T M}(\mathbf{R}_X)]^{-1} \} \} \\ &= \min_{p(\mathbf{R}_X)} \mathbb{E} \left\{ \mathbb{E} \{ \text{tr} \{ [\Phi_\gamma(\mathbf{R}_X)]^{-1} \} \mid \text{tr} \{ \mathbf{R}_X \} = \gamma \} \right\} \\ &\geq \min_{p(\gamma)} \mathbb{E} \left\{ \min_{\text{tr} \{ \mathbf{R}_X \} = \gamma} \text{tr} \{ [\Phi_\gamma(\mathbf{R}_X)]^{-1} \} \right\} \end{aligned} \quad (134)$$

holds under the constraints (133b), when the following deterministic optimization problem

$$\min_{\mathbf{R}} \text{tr} \left\{ \left( \Phi_\gamma(\mathbf{R}) \right)^{-1} \right\} \quad (135a)$$

$$\text{s.t. } \text{tr} \{ \mathbf{R} \} = \gamma, \quad \mathbf{R} \succcurlyeq \mathbf{0}, \quad \mathbf{R} = \mathbf{R}^H \quad (135b)$$

has valid optimal solutions for every positive  $\gamma$ . Furthermore, we have

$$\mathbb{E}f(\gamma) \geq f(\mathbb{E}\{\gamma\}), \quad (136)$$

where

$$f(\gamma) := \min_{\mathbf{R} \succcurlyeq \mathbf{0}} \text{tr} \{ (\Phi_\gamma(\mathbf{R}))^{-1} \}, \quad \text{s.t. } \text{tr} \{ \mathbf{R} \} = \gamma, \quad \mathbf{R} = \mathbf{R}^H. \quad (137)$$

The result (136) follows from the following lemma.

*Lemma 1:* The function  $f(\gamma)$  is convex.

*Proof:* Consider the optimal  $\mathbf{R}_1$  corresponding to  $f(\gamma_1)$  and the optimal  $\mathbf{R}_2$  corresponding to  $f(\gamma_2)$ , which satisfy

$$\alpha f(\gamma_1) + (1 - \alpha) f(\gamma_2) \geq \text{tr} \{ [\Phi_\gamma(\alpha \mathbf{R}_1 + (1 - \alpha) \mathbf{R}_2)]^{-1} \} \quad (138)$$

for  $\alpha \in [0, 1]$ , since  $\text{tr} \{[\Phi_\gamma(\mathbf{A})]^{-1}\}$  is a convex function of  $\mathbf{A}$ . Furthermore, we have

$$\text{tr} \{[\Phi_\gamma(\alpha \mathbf{R}_1 + (1 - \alpha) \mathbf{R}_2)]^{-1}\} \geq f(\alpha \gamma_1 + (1 - \alpha) \gamma_2), \quad (139)$$

which follows from the definition of  $f(\gamma)$  in (137), and the fact that

$$\text{tr} \{\alpha \mathbf{R}_1 + (1 - \alpha) \mathbf{R}_2\} = \alpha \gamma_1 + (1 - \alpha) \gamma_2.$$

Hence the proof is completed.  $\blacksquare$

The equality in (136) is achieved when  $\gamma$  is deterministic, namely when  $\text{tr} \{\mathbf{R}_\mathbf{x}\} = \text{tr} \{\tilde{\mathbf{R}}_\mathbf{x}\}$ . Due to the power constraint of  $\text{tr} \{\tilde{\mathbf{R}}_\mathbf{x}\} = P_{\text{T}}M$ , we see that the optimal distribution  $p(\mathbf{R}_\mathbf{x})$  may now be simplified as  $p(\mathbf{R}_\mathbf{x} | \text{tr} \{\mathbf{R}_\mathbf{x}\} = P_{\text{T}}M)$ . Furthermore,  $p(\mathbf{R}_\mathbf{x})$  should be defined over the set of optimal solutions of the problem (135) with  $\gamma = P_{\text{T}}M$ . Thus the proof is completed.  $\blacksquare$

#### APPENDIX D PROOF OF PROPOSITION 4

*Proof:* We will first show the sufficiency, and then show the necessity.

1) *Sufficiency:* Since  $\mathbf{R}_{\text{opt}}$  is a maximum-rank solution, we can express any optimal solution as follows

$$\mathbf{R} = \mathbf{U}_{\text{opt}} \mathbf{D} \mathbf{U}_{\text{opt}}^{\text{H}}, \quad (140)$$

where  $\mathbf{D} \in \mathbb{C}^{r \times r}$  is a Hermitian matrix. Otherwise, if we have any other solution  $\mathbf{R}'$  that cannot be represented as (140), then  $(\mathbf{R}_{\text{opt}} + \mathbf{R}')/2$  is also an optimal solution, but  $\text{rank}\{(\mathbf{R}_{\text{opt}} + \mathbf{R}')/2\} > \text{rank}\{\mathbf{R}_{\text{opt}}\}$ , which contradicts to the assumption that  $\mathbf{R}_{\text{opt}}$  is a maximum-rank optimal solution.

Next, note that the function  $\text{tr} \{\mathbf{X}^{-1}\}$  is strictly convex with respect to  $\mathbf{X}$ . Therefore, the optimal solution is unique, when the linear map from  $\mathbf{D}$  to  $\Phi_{P_{\text{T}}M}(\mathbf{U}_{\text{opt}} \mathbf{D} \mathbf{U}_{\text{opt}}^{\text{H}})$  is injective. Observe that

$$\begin{aligned} & \text{vec}(\Phi_{P_{\text{T}}M}(\mathbf{U}_{\text{opt}} \mathbf{D} \mathbf{U}_{\text{opt}}^{\text{H}})) \\ &= \Xi(\mathbf{U}_{\text{opt}}^* \otimes \mathbf{U}_{\text{opt}}) \text{vec}(\mathbf{D}) + \text{vec}(\tilde{\mathbf{J}}_{\text{P}}), \end{aligned} \quad (141)$$

hence the map is indeed injective if  $\Xi(\mathbf{U}_{\text{opt}}^* \otimes \mathbf{U}_{\text{opt}})$  has full column rank.

2) *Necessity:* If  $\mathbf{R}_{\text{opt}}$  is the unique optimal solution, there does not exist any  $\mathbf{R}$  taking the form of (140) corresponding to a zero-trace  $\mathbf{D}$  that satisfies

$$\Xi \text{vec}(\mathbf{R}) = \mathbf{0}. \quad (142)$$

Otherwise, one may construct another optimal solution  $\mathbf{R}' = \mathbf{R}_{\text{opt}} + \alpha \mathbf{R}$ , where  $\alpha \in \mathbb{R}$  is chosen to ensure that  $\mathbf{R}'$  is positive semidefinite. This implies that the subspace

$$\mathcal{V} = \{(\mathbf{U}_{\text{opt}}^* \otimes \mathbf{U}_{\text{opt}}) \text{vec}(\mathbf{D}) | \mathbf{D} \in \mathbb{C}^{r \times r}, \mathbf{D} = \mathbf{D}^{\text{H}}, \text{tr} \{\mathbf{D}\} = 0\}$$

is orthogonal to the null space of  $\Xi$ . Moreover, we see that  $\dim(\mathcal{V}) = r^2 - 1$ , since the complex vector  $\text{vec}(\mathbf{D})$  is linearly independent of its complex conjugate  $\text{vec}(\mathbf{D})^*$ , and the zero-trace constraint  $\text{tr} \{\mathbf{D}\} = 0$  only reduces the dimensionality by 1. Furthermore,  $\text{vec}(\mathbf{I})$  is never in the null space of  $\Xi$  (otherwise we would have  $\Phi(\mathbf{I}) = \mathbf{0}$  implying that  $\mathbf{J}_{\eta|\mathbf{x}} = \mathbf{0}$  for all  $\mathbf{R}_\mathbf{x}$ ), hence the column rank of  $\Xi(\mathbf{U}_{\text{opt}}^* \otimes \mathbf{U}_{\text{opt}})$  is  $r^2$ , which is exactly the full column rank.  $\blacksquare$

#### APPENDIX E PROOF OF PROPOSITION 5

*Proof:*

1) (*Generic*): According to Proposition 4, to prove the sufficiency of condition 1), it suffices to show that

$$\text{Span}\{\mathbf{U}_{\text{opt}}\} \subseteq \text{Span}\{\mathbf{U}_{\text{R}}\}. \quad (143)$$

Let us first rewrite problem (14) as follows

$$\begin{aligned} & \min_{\mathbf{A}, \tilde{\mathbf{R}}_\mathbf{x}} \text{tr} \{\mathbf{A}^{-1}\}, \\ & \text{s.t. } \mathbf{A} = \Phi_{P_{\text{T}}M}(\tilde{\mathbf{R}}_\mathbf{x}), \\ & \text{tr} \{\tilde{\mathbf{R}}_\mathbf{x}\} = P_{\text{T}}M, \tilde{\mathbf{R}}_\mathbf{x} \succcurlyeq \mathbf{0}, \tilde{\mathbf{R}}_\mathbf{x} = \tilde{\mathbf{R}}_\mathbf{x}^{\text{H}}. \end{aligned} \quad (144)$$

The Karush-Kuhn-Tucker (KKT) conditions of problem (144) can be expressed as

$$\Phi_{P_{\text{T}}M}^{\text{a}}(\mathbf{A}^{-2}) = \lambda \mathbf{I} - \mathbf{Z}_{\text{R}}, \quad (145\text{a})$$

$$\Phi_{P_{\text{T}}M}(\tilde{\mathbf{R}}_\mathbf{x}) = \mathbf{A}, \text{tr} \{\tilde{\mathbf{R}}_\mathbf{x}\} = P_{\text{T}}M, \tilde{\mathbf{R}}_\mathbf{x} \succcurlyeq \mathbf{0}, \quad (145\text{b})$$

$$\text{tr} \{\mathbf{Z}_{\text{R}} \tilde{\mathbf{R}}_\mathbf{x}\} = 0, \quad (145\text{c})$$

$$\mathbf{Z}_{\text{R}} \succcurlyeq \mathbf{0}. \quad (145\text{d})$$

From (145a), (145c) and (145d), we see that

$$\Phi_{P_{\text{T}}M}^*(\mathbf{A}^{-2}) \tilde{\mathbf{R}}_\mathbf{x} = \lambda \tilde{\mathbf{R}}_\mathbf{x}, \quad (146)$$

and that  $\lambda$  is the maximum eigenvalue of  $\Phi_{P_{\text{T}}M}^{\text{a}}(\mathbf{A}^{-2})$ . Applying (146) to the maximal-rank solution  $\mathbf{R}_{\text{opt}}$ , we have

$$\mathbf{U}_{\text{opt}}^{\text{H}} \Phi_{P_{\text{T}}M}^*(\mathbf{A}^{-2}) \mathbf{U}_{\text{opt}} = \lambda \mathbf{I}. \quad (147)$$

From (147), we see that it now suffices to show that

$$\mathbf{U}_{\text{R}}^{\text{H}} \Phi_{P_{\text{T}}M}^{\text{a}}(\mathbf{A}^{-2}) \mathbf{U}_{\text{R}} = \lambda \mathbf{I}_{r_{\text{A}}}, \quad (148)$$

where  $r_{\text{A}}$  is the multiplicity of the maximum eigenvalue of  $\Phi_{P_{\text{T}}M}^{\text{a}}(\mathbf{A}^{-2})$ . To this end, we write the Lagrange dual function of problem (144) as follows

$$\begin{aligned} & g(\tilde{\lambda}, \mathbf{Z}_{\text{A}}, \mathbf{Z}_{\text{R}}) \\ &= \inf_{\mathbf{A}, \tilde{\mathbf{R}}_\mathbf{x}} \left\{ \text{tr} \{\mathbf{A}^{-1}\} + \text{tr} \{\mathbf{Z}_{\text{A}} \mathbf{A}\} - \text{tr} \{\mathbf{Z}_{\text{R}} \tilde{\mathbf{R}}_\mathbf{x}\} \right. \\ & \quad \left. - \text{tr} \left\{ \mathbf{Z}_{\text{A}} \Phi_{P_{\text{T}}M}(\tilde{\mathbf{R}}_\mathbf{x}) \right\} + \tilde{\lambda} \left( \text{tr} \{\tilde{\mathbf{R}}_\mathbf{x}\} - P_{\text{T}}M \right) \right\} \\ &= \inf_{\mathbf{A}, \tilde{\mathbf{R}}_\mathbf{x}} \left\{ \text{tr} \{\mathbf{A}^{-1}\} + \text{tr} \{\mathbf{Z}_{\text{A}} \mathbf{A}\} - \tilde{\lambda} P_{\text{T}}M \right. \\ & \quad \left. + \text{tr} \left\{ \tilde{\mathbf{R}}_\mathbf{x} \left( -\mathbf{Z}_{\text{R}} - \Phi_{P_{\text{T}}M}^{\text{a}}(\mathbf{Z}_{\text{A}}) + \tilde{\lambda} \mathbf{I} \right) \right\} \right\} \\ &= \begin{cases} 2\text{tr} \left\{ \mathbf{Z}_{\text{A}}^{\frac{1}{2}} \right\} - \tilde{\lambda} P_{\text{T}}M, & \Phi_{P_{\text{T}}M}^{\text{a}}(\mathbf{Z}_{\text{A}}) = \tilde{\lambda} \mathbf{I} - \mathbf{Z}_{\text{R}}; \\ -\infty, & \text{otherwise.} \end{cases} \end{aligned}$$

Hence the dual problem of (144) can be written as

$$\begin{aligned} & \max_{\tilde{\lambda}, \mathbf{Z}_{\text{A}}} 2\text{tr} \left\{ \mathbf{Z}_{\text{A}}^{\frac{1}{2}} \right\} - \tilde{\lambda} P_{\text{T}}M \\ & \text{s.t. } \Phi_{P_{\text{T}}M}^{\text{a}}(\mathbf{Z}_{\text{A}}) - \tilde{\lambda} \mathbf{I} \preccurlyeq \mathbf{0}, \mathbf{Z}_{\text{A}} \succcurlyeq \mathbf{0}, \mathbf{Z}_{\text{A}} = \mathbf{Z}_{\text{A}}^{\text{H}}, \end{aligned} \quad (149)$$

which is equivalent to (18) after a maximization over  $\tilde{\lambda}$ , while  $\lambda$  is the optimal value of  $\tilde{\lambda}$ . Obviously, strong duality holds for the primal-dual pair (144) and (18), which implies that

$$\Phi_{P_{\text{T}}M}^{\text{a}}(\mathbf{Z}_{\text{A}}) = \Phi_{P_{\text{T}}M}^{\text{a}}(\mathbf{A}^{-2}), \quad (150)$$

if  $\mathbf{A}$  is an optimal solution of (144) and  $\mathbf{Z}_A$  is an optimal solution of (18). Since  $\lambda$  is the maximum eigenvalue of  $\Phi_{P_T M}^a(\mathbf{B})$ , we have

$$\mathbf{U}_R^H \Phi_{P_T M}^a(\mathbf{Z}_A) \mathbf{U}_R = \lambda \mathbf{I}_{r_A}, \quad (151)$$

which implies (148).

2) ( $K \geq M$ ): Note that  $\Xi \in \mathbb{C}^{K^2 \times M^2}$ , therefore, it is indeed possible that  $\Xi$  has full column rank when  $K \geq M$ . When this is true, we also have that

$$\text{rank}\{\Xi(\mathbf{U}_R^* \otimes \mathbf{U}_R)\} = r^2, \quad (152)$$

which implies that  $\text{rank}\{\Xi(\mathbf{U}_R^* \otimes \mathbf{U}_R)\}$  has full column rank, since  $r^2 \leq M^2 \leq K^2$ . Thus we can conclude that problem (14) has a unique optimal solution according to Proposition 4.

3) ( $K = 1$ ): When  $K = 1$ , the optimal  $\mathbf{Z}_A$  of the dual problem (18) is a scalar, denoted as  $z$ . Furthermore,  $\Xi$  is now a row-vector, denoted as  $\xi^T$ . Hence the generic sufficient condition for solution-uniqueness becomes

$$(\mathbf{U}_R^* \otimes \mathbf{U}_R)^H \xi \neq 0, \quad (153)$$

where  $\mathbf{U}_R$  contains the eigenvectors corresponding to the maximum eigenvalue of  $\Phi_{P_T M}^*(z)$ , which can now be expressed as (according to (19))

$$\Phi_{P_T M}^*(z) = z \sum_{i=1}^{r_3} \bar{G}_i^H \bar{F}_i. \quad (154)$$

Furthermore, since  $J_P$  is now a scalar (denoted as  $J_P$ ), the Choi representation of  $\Phi_P(\gamma, \mathbf{A})$  is now given by

$$\tilde{\Psi}_P(\gamma) = \frac{J_P}{\gamma} \mathbf{I}, \quad (155)$$

which has no impact on the eigenspace structure of  $\tilde{\Psi}_\gamma$ . As for the transpose map  $\Phi_T(\cdot)$ , we now have

$$\Phi_1(\Phi_T(\mathbf{A})) = \sum_{i=1}^{r_1} \tilde{F}_i^* \mathbf{A} \tilde{F}_i^T, \quad (156)$$

according to (126), since  $\tilde{F}_i$ 's are now row-vectors. Hence we obtain

$$\begin{aligned} \Phi_{P_T M}^a(z) &= k \left( \sum_{i=1}^{r_1} (\tilde{F}_i^H \tilde{F}_i)^T + \sum_{j=1}^{r_2} \tilde{G}_j^H \tilde{G}_j \right) \\ &= k \mathbf{B}_1, \end{aligned} \quad (157)$$

where  $k$  is a positive constant with respect to  $\mathbf{B}_1$ . Finally, let us consider the case when  $\mathbf{U}_R$  has a single column, which implies that the eigenspace corresponding to the maximum eigenvalue of  $\Phi_{P_T M}^a(z)$  has dimensionality 1. In this case, (153) always holds, otherwise the optimal solution of (14) would be unbounded, since  $\Phi_{P_T M}(\tilde{\mathbf{R}}_X)$  is not invertible. Thus the proof is completed.  $\blacksquare$

## APPENDIX F PROOF OF COROLLARY 2

*Proof:* It is straightforward that  $\text{rank}(\tilde{\mathbf{R}}_X) \leq M$  when  $K \geq M$ . Hence it suffices to consider the case of  $K < M$  only. Consider the eigendecomposition of the optimal  $\tilde{\mathbf{R}}_X$  as follows

$$\tilde{\mathbf{R}}_X = \mathbf{U}_{\text{opt}} \mathbf{A}_{\text{opt}} \mathbf{U}_{\text{opt}}^H. \quad (158)$$

According to Appendix D, when the optimal solution of (14) is unique, the column rank of  $\Xi(\mathbf{U}_{\text{opt}}^* \otimes \mathbf{U}_{\text{opt}})$  is  $(\text{rank}(\tilde{\mathbf{R}}_X))^2$ , which implies that

$$r^2 \leq K^2, \quad (159)$$

since  $\Xi(\mathbf{U}_{\text{opt}}^* \otimes \mathbf{U}_{\text{opt}}) \in \mathbb{C}^{K^2 \times (\text{rank}(\tilde{\mathbf{R}}_X))^2}$ .  $\blacksquare$

## APPENDIX G PROOF OF THEOREM 1

*Proof:* Under the aforementioned assumptions, rate  $R_{\text{SC}}$  may be expressed as

$$R_{\text{SC}} = \max_{\mathbf{p}_X(\mathbf{X})} \frac{1}{T} I(\mathbf{Y}_c; \mathbf{X} | \mathbf{H}_c), \text{ s.t. } \mathbf{X} \mathbf{X}^H = T \tilde{\mathbf{R}}_X^{\text{SC}}. \quad (160)$$

Consider the singular value decomposition of  $\mathbf{H}_c \mathbf{X}$ :

$$\mathbf{H}_c \mathbf{X} = \sqrt{T} \mathbf{U} \mathbf{\Sigma} \mathbf{V}_{\text{HX}}^H. \quad (161)$$

Note that only  $\mathbf{V}_{\text{HX}}^H$  is not yet determined, since we have

$$\begin{aligned} \mathbf{H}_c \tilde{\mathbf{R}}_X^{\text{SC}} \mathbf{H}_c^H &= T^{-1} \mathbf{H}_c \mathbf{X} \mathbf{X}^H \mathbf{H}_c^H \\ &= \mathbf{U} \mathbf{\Sigma} \mathbf{\Sigma}^H \mathbf{U}^H, \end{aligned}$$

which does not depend on  $\mathbf{V}_{\text{HX}}^H$ . Let us denote the first  $M_{\text{SC}}$  columns of  $\mathbf{U}$  corresponding to the non-zero singular values as  $\tilde{\mathbf{U}}$ . Without loss of generality, we may apply a linear combiner  $\tilde{\mathbf{U}}^H$  at the receiver side, and obtain

$$\tilde{\mathbf{U}}^H \mathbf{Y}_c = \sqrt{T} \tilde{\mathbf{\Sigma}} \tilde{\mathbf{V}}_{\text{HX}}^H + \tilde{\mathbf{U}}^H \mathbf{Z}_c, \quad (162)$$

where  $\tilde{\mathbf{U}}^H \mathbf{Z}_c \in \mathbb{C}^{M_{\text{SC}} \times T}$  has i.i.d. entries which are circularly symmetric complex Gaussian distributed,  $\tilde{\mathbf{\Sigma}} \in \mathbb{C}^{M_{\text{SC}} \times M_{\text{SC}}}$  denotes the  $M_{\text{SC}} \times M_{\text{SC}}$  submatrix containing non-zero singular values, and  $\tilde{\mathbf{V}}_{\text{HX}}$  contains the first  $M_{\text{SC}}$  columns of  $\mathbf{V}_{\text{HX}}$ . Note that  $\tilde{\mathbf{U}}^H \mathbf{Y}_c$  is a sufficient statistic of  $\mathbf{Y}_c$  for the estimation of  $\mathbf{X}$ , hence the mutual information  $I(\mathbf{Y}_c | \mathbf{H}_c; \mathbf{X})$  may be expressed as

$$\begin{aligned} I(\mathbf{Y}_c; \mathbf{X} | \mathbf{H}_c) &= I(\tilde{\mathbf{U}}^H \mathbf{Y}_c; \mathbf{X} | \mathbf{H}_c) \\ &= h(\tilde{\mathbf{U}}^H \mathbf{Y}_c | \mathbf{H}_c) - h(\tilde{\mathbf{U}}^H \mathbf{Y}_c | \mathbf{H}_c, \mathbf{X}). \end{aligned} \quad (163)$$

Upon denoting  $\tilde{\mathbf{Y}}_c = \tilde{\mathbf{U}}^H \mathbf{Y}_c$ ,  $\tilde{\mathbf{X}} = \sqrt{T} \tilde{\mathbf{\Sigma}} \tilde{\mathbf{V}}_{\text{HX}}^H$ , and  $\tilde{\mathbf{Z}}_c = \tilde{\mathbf{U}}^H \mathbf{Z}_c$ , from (162) we have

$$\tilde{\mathbf{Y}}_c = \tilde{\mathbf{X}} + \tilde{\mathbf{Z}}_c, \quad (164)$$

and hence

$$I(\mathbf{Y}_c; \mathbf{X} | \mathbf{H}_c) = I(\tilde{\mathbf{Y}}_c; \mathbf{X} | \mathbf{H}_c) \quad (165a)$$

$$= h(\tilde{\mathbf{Y}}_c | \mathbf{H}_c) - h(\tilde{\mathbf{Y}}_c | \mathbf{H}_c, \mathbf{X}). \quad (165b)$$

From (165b) we obtain

$$\begin{aligned} & \max_{\mathbf{p}_X(\mathbf{X})} I(\mathbf{Y}_c; \mathbf{X} | \mathbf{H}_c) \\ &= \max_{\mathbf{p}_X(\mathbf{X})} \left( h(\tilde{\mathbf{Y}}_c | \mathbf{H}_c) - h(\tilde{\mathbf{Y}}_c | \mathbf{H}_c, \mathbf{X}) \right) \\ &= \max_{\mathbf{p}_X(\mathbf{X})} h(\tilde{\mathbf{Y}}_c | \mathbf{H}_c) - T M_{\text{SC}} \log(\pi e \sigma_c^2). \end{aligned} \quad (166)$$

Next, we provide estimates of  $h(\tilde{\mathbf{Y}}_c | \mathbf{H}_c)$  based on the following lemma.

*Lemma 2:* The logarithmic volume of the rescaled complex Stiefel manifold

$$\begin{aligned} S &= \{ \sqrt{T} \tilde{\mathbf{\Sigma}} \mathbf{Q} | \mathbf{Q} \in \mathbb{C}^{M_{\text{SC}} \times T}, \mathbf{Q} \mathbf{Q}^H = \mathbf{I}_{M_{\text{SC}}} \} \\ &= \{ \tilde{\mathbf{Q}} \in \mathbb{C}^{M_{\text{SC}} \times T} | \tilde{\mathbf{Q}} \tilde{\mathbf{Q}}^H = T \tilde{\mathbf{\Sigma}}^2 \} \end{aligned} \quad (167)$$

is given by

$$\log \text{Vol}(S) = \left( T - \frac{1}{2} M_{\text{SC}} \right) \log |T \tilde{\mathbf{\Sigma}}^2| + \log V_{T, M_{\text{SC}}}, \quad (168)$$

where  $V_{T, M_{\text{SC}}}$  denotes the volume of the complex Stiefel manifold (without rescaling), given by

$$V_{T, M_{\text{SC}}} = \prod_{k=T-M_{\text{SC}}+1}^T \frac{2\pi^k}{(k-1)!}. \quad (169)$$

The result (169) is known in [43].

*Proof:* Please refer to Appendix H. ■

Now, let us consider the following set

$$S_\epsilon = \left\{ \mathbf{A} + \epsilon \mathbf{B} | \mathbf{A} \in S, \|\mathbf{B}\|_F \leq 1 \right\}, \quad (170)$$

which is known as the  $\epsilon$ -tube about the manifold  $S$  [44]. According to Theorem 9.23 in [44], for a small  $\epsilon$ , the volume of the  $\epsilon$ -tube can be approximated as follows

$$\text{Vol}(S_\epsilon) = \frac{(\pi \epsilon^2)^{\frac{1}{2} M_{\text{SC}}}}{\Gamma(\frac{1}{2} M_{\text{SC}} + 1)} \text{Vol}(S) (1 + O(\epsilon^2)). \quad (171)$$

Hence we have

$$\begin{aligned} \log \frac{\partial \text{Vol}(S_\epsilon)}{\partial \epsilon} &= \log \text{Vol}(S) - \log \Gamma\left(\frac{1}{2} M_{\text{SC}} + 1\right) \\ &\quad + \frac{1}{2} M_{\text{SC}} \log \pi + \frac{1}{2} (M_{\text{SC}} - 1) \log \epsilon^2 \\ &\quad + \log M_{\text{SC}}^2 + O(\epsilon^2). \end{aligned} \quad (172)$$

According to (164), the maximum differential entropy can be expressed as

$$\max_{\mathbf{p}_X(\mathbf{X})} h(\mathbf{Y}_c | \mathbf{H}_c) = \int \log \underbrace{\frac{\partial \text{Vol}(S_\epsilon)}{\partial \epsilon}}_{h(\mathbf{Y}_c | \mathbf{H}_c, \epsilon)} f(\epsilon) d\epsilon + h(\epsilon),$$

where  $\epsilon$  is a random variable such that  $x = 2\epsilon^2 \sigma_c^{-2}$  is a chi-squared distribution having DoF  $M_{\text{SC}}^2$ ,<sup>1</sup> whose probability density function is given by

$$f(x) = \frac{1}{2^{M_{\text{SC}}^2/2} \Gamma(M_{\text{SC}}^2/2)} x^{M_{\text{SC}}^2/2-1} e^{-x/2}.$$

<sup>1</sup>The random variable  $\epsilon$  represents  $\|\tilde{\mathbf{Z}}_c^\perp\|_F$ , where  $\tilde{\mathbf{Z}}_c^\perp$  is the component of  $\tilde{\mathbf{Z}}_c$  being orthogonal to the tangent space of  $S$  at  $\mathbf{X}$ . The dimensionality of  $\tilde{\mathbf{Z}}_c^\perp$  is  $M_{\text{SC}}^2$ .

We may now express the maximum differential entropy  $h(\tilde{\mathbf{Y}}_c | \mathbf{H}_c)$  as follows

$$\begin{aligned} \max_{\mathbf{p}_X(\mathbf{X})} h(\tilde{\mathbf{Y}}_c | \mathbf{H}_c) &= \int \log \frac{\partial \text{Vol}(S_\epsilon)}{\partial \epsilon} f(\epsilon) d\epsilon + h(\epsilon) \\ &= \log \text{Vol}(S) - \log \Gamma\left(\frac{1}{2} M_{\text{SC}}^2 + 1\right) + \frac{1}{2} M_{\text{SC}}^2 \log \pi + \log M_{\text{SC}}^2 \\ &\quad + \frac{1}{2} (M_{\text{SC}}^2 - 1) \left( \mathbb{E}\{\log x\} + \log \frac{\sigma_c^2}{2} \right) + h(\sqrt{x}) \\ &\quad + \frac{1}{2} \log(\sigma_c^2/2) + O(\sigma_c^2) \\ &= \left( T - \frac{1}{2} M_{\text{SC}} \right) \log |T \tilde{\mathbf{\Sigma}}^2| + \frac{1}{2} M_{\text{SC}}^2 \log \pi + \log V_{T, M_{\text{SC}}} \\ &\quad - \log \Gamma\left(\frac{1}{2} M_{\text{SC}}^2 + 1\right) + \frac{1}{2} (M_{\text{SC}}^2 - 1) \int f(x) \log(x \sigma_c^2/2) dx \\ &\quad + \frac{1}{2} \left( [M_{\text{SC}}^2 - (M_{\text{SC}}^2 - 1) \psi(M_{\text{SC}}^2/2)] \log e + \log(\sigma_c^2/2) \right) \\ &\quad + \log \Gamma(M_{\text{SC}}^2/2) + \log M_{\text{SC}}^2 - \frac{1}{2} \log 2 + O(\sigma_c^2), \end{aligned} \quad (173)$$

where

$$\psi(x) = -\gamma - \frac{1}{x} + \sum_{n=1}^{\infty} \left( \frac{1}{n} - \frac{1}{n+x} \right)$$

is the digamma function [37], with  $\gamma = 0.572 \dots$  being the Euler-Mascheroni constant. Note that

$$\int f(x) \log x dx = \psi(M_{\text{SC}}^2/2) \log e + \log 2, \quad (174)$$

and thus we obtain

$$\begin{aligned} \max_{\mathbf{p}_X(\mathbf{X})} h(\tilde{\mathbf{Y}}_c | \mathbf{H}_c) &= \left( T - \frac{1}{2} M_{\text{SC}} \right) \log |T \tilde{\mathbf{\Sigma}}^2| + \log V_{T, M_{\text{SC}}} \\ &\quad + \frac{1}{2} M_{\text{SC}}^2 \log(\pi e \sigma_c^2) + O(\sigma_c^2), \end{aligned} \quad (175)$$

after some simplification, which implies that

$$\max_{\mathbf{p}_X(\mathbf{X})} I(\mathbf{Y}_c; \mathbf{X} | \mathbf{H}_c) \quad (176)$$

$$\begin{aligned} &= \mathbb{E} \left\{ \left( T - \frac{1}{2} M_{\text{SC}} \right) \log |\sigma_c^{-2} \tilde{\mathbf{\Sigma}}^2| \right\} + \log V_{T, M_{\text{SC}}} \\ &\quad + \mathbb{E} \left\{ M_{\text{SC}} \left( T - \frac{1}{2} M_{\text{SC}} \right) \log \left( \frac{T}{\pi e} \right) \right\} + O(\sigma_c^2). \end{aligned} \quad (177)$$

Next, we will show that the term

$$c_1 := \log V_{T, M_{\text{SC}}} + M_{\text{SC}} \left( T - \frac{1}{2} M_{\text{SC}} \right) \log \left( \frac{T}{\pi e} \right) \quad (178)$$

is on the order of  $o(T)$  as  $T \rightarrow \infty$ . To see this, we first note that

$$\log V_{T, M_{\text{SC}}} = \sum_{i=1}^{M_{\text{SC}}} \log V_{T-i+1, 1}, \quad (179)$$

which implies that

$$\begin{aligned} \log V_{T, M_{\text{SC}}} &= M_{\text{SC}} \log 2 + M_{\text{SC}} \left( T - \frac{1}{2} M_{\text{SC}} \right) \log \pi \\ &\quad + \frac{1}{2} M_{\text{SC}} \log \pi - \sum_{i=1}^{M_{\text{SC}}} \sum_{j=1}^{T-1} \log j, \end{aligned} \quad (180)$$



and hence

$$\begin{aligned} c_1 &= M_{\text{SC}} \left( T - \frac{1}{2} M_{\text{SC}} \right) \log T/e - \sum_{i=1}^{M_{\text{SC}}} \sum_{j=1}^{T-1} \log j \\ &\quad + M_{\text{SC}} \log(2\sqrt{\pi}) \\ &= M_{\text{SC}} \left[ \left( T - \frac{M_{\text{SC}}}{2} \right) \log T/e - \sum_{j=1}^{T-1} \log j + \log(2\sqrt{\pi}) \right]. \end{aligned} \quad (181)$$

Now we have

$$\begin{aligned} \frac{c_1}{T} &= M_{\text{SC}} \left[ \left( 1 - \frac{M_{\text{SC}}}{2T} \right) \log T/e - \frac{1}{T} \sum_{j=1}^{T-1} \log j + \frac{\log(2\sqrt{\pi})}{T} \right] \\ &\rightarrow M_{\text{SC}} \left[ \log T/e - \frac{1}{T} \log \Gamma(T) \right] \\ &\rightarrow 0, \end{aligned} \quad (183)$$

as  $T \rightarrow \infty$ , where the last line follows from the fact that

$$\begin{aligned} \lim_{T \rightarrow \infty} \ln T - \frac{1}{T} \ln \Gamma(T) &= \lim_{T \rightarrow \infty} 1 + \ln T - \psi(T) \\ &= 1, \end{aligned} \quad (184)$$

Thus we arrive at

$$\begin{aligned} R_{\text{SC}} &= \mathbb{E} \left\{ \left( 1 - \frac{M_{\text{SC}}}{2T} \right) \log \left| \sigma_c^{-2} \tilde{\mathbf{\Sigma}}^2 \right| - \frac{M_{\text{SC}}}{T} \log \Gamma(T) \right. \\ &\quad \left. + M_{\text{SC}} \left[ \left( 1 - \frac{M_{\text{SC}}}{2T} \right) \log \frac{T}{e} + \frac{\log(2\sqrt{\pi})}{T} \right] \right\} + O(\sigma_c^2). \end{aligned} \quad (185)$$

Hence the proof is completed.  $\blacksquare$

## APPENDIX H PROOF OF LEMMA 2

*Proof:* Let us first consider the Riemannian metric tensor on  $S$ , which can be written in a matrix form in the tangent space  $\mathcal{T}_{\tilde{Q}}S$  at each point  $\tilde{Q} \in S$ , denoted as  $G_{\tilde{Q}}$ . The volume of  $\mathcal{V}$  can then be computed as [19, Sec. 1.2]

$$\text{Vol}(S) = \int_S \sqrt{|G_{\tilde{Q}}|} (d\tilde{Q})^\wedge, \quad (186)$$

where  $d\tilde{Q}$  can be viewed as a tangent vector in the tangent space  $\mathcal{T}_{\tilde{Q}}S$ , the term  $\sqrt{|G_{\tilde{Q}}|} (d\tilde{Q})^\wedge$  is a differential form known as the volume form [19, Sec. 1.2] on the manifold  $S$  induced by its Riemannian metric  $G_{\tilde{Q}}$ , and  $(d\tilde{Q})^\wedge$  is the exterior product over all components in  $d\tilde{Q}$ , which serves as a volume form on the tangent space (as a Euclidean space). According to [19, Sec. 1.2], (167) may be viewed as an alternative parametrization of the original Stiefel manifold

$$\mathcal{V} = \{Q \in \mathbb{C}^{M_{\text{SC}} \times T} | QQ^H = I_{M_{\text{SC}}}\}. \quad (187)$$

Upon denoting the Riemannian metric of  $\mathcal{V}$  at  $Q$  as  $\tilde{G}_Q$ , we have

$$\text{Vol}(\mathcal{V}) = \int_{\mathcal{V}} \sqrt{|\tilde{G}_Q|} (dQ)^\wedge, \quad (188)$$

and hence

$$\begin{aligned} \text{Vol}(S) &= \int_S \sqrt{|G_{\tilde{Q}}|} (d\tilde{Q})^\wedge \\ &= \int_{\mathcal{V}} |J_{Q,\tilde{Q}}| \sqrt{|\tilde{G}_Q|} (dQ)^\wedge, \end{aligned} \quad (189)$$

where  $|J_{Q,\tilde{Q}}|$  is the Jacobian determinant of the transformation from  $Q$  on  $\mathcal{V}$  to  $\tilde{Q}$  on  $S$ . Especially, when the Jacobian determinant does not depend on the specific points  $Q$  and  $\tilde{Q}$ , in the sense that  $|J_{Q,\tilde{Q}}| = |J|$  for all  $Q \in \mathcal{V}$  and the corresponding  $\tilde{Q} \in S$ , we have

$$\text{Vol}(S) = |J| \text{Vol}(\mathcal{V}). \quad (190)$$

Next, let us consider the structure of  $dQ$  and  $d\tilde{Q}$ . For the differential  $dQ$ , we see that

$$\begin{aligned} d(QQ^H) &= 0 \\ &= (dQ)Q^H + QdQ^H. \end{aligned} \quad (191)$$

Without loss of generality, we consider the tangent space at  $Q_0 = [I, \mathbf{0}_{M_{\text{SC}} \times (T-M_{\text{SC}})}]$ . Thus from (191) we have

$$dQ_0 = [\Delta_{\parallel}, \Delta_{\perp}], \quad (192)$$

where  $\Delta_{\parallel} \in \mathbb{C}^{M_{\text{SC}} \times M_{\text{SC}}}$  is a skew-Hermitian matrix, and  $\Delta_{\perp} \in \mathbb{C}^{M_{\text{SC}} \times (T-M_{\text{SC}})}$  is an arbitrary matrix. As for the tangent space at an arbitrary  $Q \in \mathcal{V}$ , we have  $Q = Q_0 U$ , where  $U$  is a  $T \times T$  unitary matrix, and hence

$$dQ = (dQ_0)U = [\Delta_{\parallel}, \Delta_{\perp}]U. \quad (193)$$

Similarly, the matrix  $\tilde{Q}_0 \in S$  corresponding to  $Q_0$  takes the form of

$$\tilde{Q}_0 = [\sqrt{T}\tilde{\mathbf{\Sigma}}, \mathbf{0}_{M_{\text{SC}} \times (T-M_{\text{SC}})}]. \quad (194)$$

Its differential

$$d\tilde{Q}_0 = [\tilde{\Delta}_{\parallel}, \tilde{\Delta}_{\perp}]$$

satisfies

$$\tilde{\Delta}_{\parallel} = \sqrt{T}\tilde{\mathbf{\Sigma}}\Delta_{\parallel}, \quad (195a)$$

$$\tilde{\Delta}_{\perp} = \sqrt{T}\tilde{\mathbf{\Sigma}}\Delta_{\perp}. \quad (195b)$$

For a generic  $\tilde{Q} \in S$ , we also have

$$d\tilde{Q} = (d\tilde{Q}_0)U = [\tilde{\Delta}_{\parallel}, \tilde{\Delta}_{\perp}]U. \quad (196)$$

Note that the inner product between matrices is preserved by right-multiplying unitary matrices, and thus the Riemannian metric of  $\mathcal{V}$  at  $Q$  is equal to that at  $Q_0$ , namely we have  $G_Q = G_{Q_0}$ . Moreover, the exterior product is also preserved by right-multiplying unitary matrices. Consequently, the volume form  $\sqrt{|G_Q|} (dQ)^\wedge$  on  $\mathcal{V}$  is preserved by right-multiplying unitary matrices. Similarly, the volume form  $\sqrt{|G_{\tilde{Q}}|} (d\tilde{Q})^\wedge$  on  $S$  at  $\tilde{Q} = \tilde{Q}_0 U$  should be equal to that at  $\tilde{Q}_0$  as well. Thus the result (190) is now applicable, and we have

$$\text{Vol}(S) = |J_{\tilde{Q}_0, \tilde{Q}_0}| \text{Vol}(\mathcal{V}). \quad (197)$$

In order to obtain the Jacobian determinant  $|J_{\tilde{Q}_0, \tilde{Q}_0}|$ , we consider the real vector representations of  $dQ_0$  and  $d\tilde{Q}_0$ . Naturally, we may choose the vector representation of  $dQ_0$  as

$$d\mathbf{q}_0 = [v_{\parallel}, \text{Re}\{\text{vec}(\Delta_{\perp})\}, \text{Im}\{\text{vec}(\Delta_{\perp})\}]^T, \quad (198)$$

where  $v_{\parallel} \in \mathbb{R}^{M_{\text{SC}}^2}$  is characterized by

$$Bv_{\parallel} = \text{vec}(\Delta_{\parallel}), \quad (199)$$

$\mathbf{B}$  is a matrix constituted by orthonormal columns forming a basis of the space of all  $M_{\text{SC}} \times M_{\text{SC}}$  skew-Hermitian matrices. Specifically, we may express  $\mathbf{B}$  as follows

$$\mathbf{B}_{:,i} = \begin{cases} \frac{1}{\sqrt{2}} \text{vec}(\mathbf{E}_{jk} - \mathbf{E}_{kj}), & i = jM_{\text{SC}} + k; \\ \frac{\sqrt{-1}}{\sqrt{2}} \text{vec}(\mathbf{E}_{jk} + \mathbf{E}_{kj}), & i = \frac{M_{\text{SC}}(M_{\text{SC}}-1)}{2} + jM_{\text{SC}} + k; \\ \frac{1}{\sqrt{2}} \text{vec}(\mathbf{E}_{kk}), & i = M_{\text{SC}}(M_{\text{SC}} - 1) + k, \end{cases} \quad (200)$$

where  $j < k$ . Now, we may write the vector representation of  $d\tilde{\mathbf{Q}}_0$  as

$$d\tilde{\mathbf{q}}_0 = [\tilde{v}_{\parallel}, \text{Re}\{\tilde{v}_{\perp}\}, \text{Im}\{\tilde{v}_{\perp}\}]^T, \quad (201)$$

where

$$\tilde{v}_{\parallel} = \mathbf{B}^H (\mathbf{I}_{M_{\text{SC}}} \otimes \sqrt{T} \tilde{\Sigma}) \mathbf{B} \mathbf{v}_{\parallel} \quad (202a)$$

$$\tilde{v}_{\perp} = (\mathbf{I}_{T-M_{\text{SC}}} \otimes \sqrt{T} \tilde{\Sigma}) \text{vec}(\Delta_{\perp}). \quad (202b)$$

Thus we obtain the Jacobian determinant as follows

$$\begin{aligned} |J_{\mathbf{Q}_0, \tilde{\mathbf{Q}}_0}| &= |\mathbf{B}^H (\mathbf{I}_{M_{\text{SC}}} \otimes \sqrt{T} \tilde{\Sigma}) \mathbf{B}| \cdot |\mathbf{I}_{T-M_{\text{SC}}} \otimes \sqrt{T} \tilde{\Sigma}|^2 \\ &= |\mathbf{I}_{M_{\text{SC}}} \otimes \sqrt{T} \tilde{\Sigma}| \cdot |\mathbf{I}_{T-M_{\text{SC}}} \otimes \sqrt{T} \tilde{\Sigma}|^2 \\ &= |T \tilde{\Sigma}^2|^{T-\frac{1}{2}M_{\text{SC}}}, \end{aligned} \quad (203)$$

where the second line follows from the fact that  $\mathbf{B} \in \mathbb{C}^{M_{\text{SC}} \times M_{\text{SC}}}$  is constituted by orthonormal columns, and that it is a square matrix, hence  $\mathbf{B}$  is unitary.

Finally, using (197), we arrive at

$$\text{Vol}(\mathcal{S}) = |T \tilde{\Sigma}^2|^{T-\frac{1}{2}M_{\text{SC}}} \text{Vol}(\mathcal{V}), \quad (204)$$

which implies (168).  $\blacksquare$

## APPENDIX I

### PROOF OF COROLLARY 3

*Proof:* Observe that  $\tilde{\Sigma} \mathbf{Q}$  in (29) has an identical distribution as that of the optimal  $\tilde{\Sigma} \tilde{\mathbf{V}}_{\text{HX}}^H$  in Appendix G that maximizes the mutual information  $I(\tilde{\mathbf{U}}^H \mathbf{Y}_c; \mathbf{X})$  in the high-SNR regime. Hence the  $P_{\text{SC}}$ -achieving  $\mathbf{X}$  satisfies

$$\mathbf{H}_c \mathbf{X} = \sqrt{T} \mathbf{U} \tilde{\Sigma} \mathbf{Q}. \quad (205)$$

One of the solutions to (205) is

$$\mathbf{X} = \mathbf{X}_{\text{inf}} + \mathbf{X}_{\perp}, \quad (206a)$$

$$\mathbf{X}_{\text{inf}} = \sqrt{T} \mathbf{H}_c^H \tilde{\mathbf{U}} \tilde{\Sigma} \mathbf{Q}, \quad (206b)$$

where  $\mathbf{X}_{\text{inf}}$  denotes the part of the signal that actually carries the information, while  $\mathbf{X}_{\perp}$  serves as a non-informative padding in a subspace of  $\text{Col}(\tilde{\mathbf{R}}_{\mathbf{X}}^{\text{SC}})$  that is orthogonal to  $\text{Col}(\mathbf{H}_c \mathbf{X})$ , which can be any matrix that satisfies

$$\mathbf{X}_{\perp} \mathbf{X}_{\text{inf}}^H = \mathbf{0}, \quad (207a)$$

$$T^{-1}(\mathbf{X}_{\perp} \mathbf{X}_{\perp}^H + \mathbf{X}_{\text{inf}} \mathbf{X}_{\text{inf}}^H) = \tilde{\mathbf{R}}_{\mathbf{X}}^{\text{SC}}. \quad (207b)$$

This is exactly the signalling scheme given in (29).

As for the uniform sampling procedure detailed in Corollary 3, it is a well-known method for obtaining a random sample from uniform distribution with respect to the Haar measure over the complex Stiefel manifold  $\mathcal{V}$  defined in (32) [45]. Thus the proof is completed.  $\blacksquare$

## APPENDIX J

### PROOF OF THEOREM 2

*Proof:* First, let us denote

$$\tilde{\Phi}(\mathbf{A}) = \Phi(\mathbf{A}) - \tilde{\mathbf{J}}_{\text{P}}. \quad (208)$$

According to (12),  $\tilde{\Phi}(\cdot)$  is a positive linear map characterized by

$$\tilde{\Phi}(\mathbf{A}) = \sum_{i=1}^{r_1} \tilde{\mathbf{F}}_i \mathbf{A}^T \tilde{\mathbf{F}}_i^H + \sum_{j=1}^{r_2} \tilde{\mathbf{G}}_j \mathbf{A} \tilde{\mathbf{G}}_j^H. \quad (209)$$

Consider the eigendecomposition of  $\tilde{\mathbf{R}}_{\mathbf{X}}$

$$\tilde{\mathbf{R}}_{\mathbf{X}} = \mathbf{U} \mathbf{\Lambda} \mathbf{U}^H, \quad (210)$$

where  $\mathbf{\Lambda} \in \mathbb{R}^{\text{rank}(\tilde{\mathbf{R}}_{\mathbf{X}}) \times \text{rank}(\tilde{\mathbf{R}}_{\mathbf{X}})}$  is a diagonal matrix containing all non-zero eigenvalues of  $\tilde{\mathbf{R}}_{\mathbf{X}}$ , and  $\mathbf{U} \in \mathbb{C}^{M \times \text{rank}(\tilde{\mathbf{R}}_{\mathbf{X}})}$  is a semi-unitary matrix constituted by the corresponding eigenvectors. Now, observe that the sample covariance matrix  $\mathbf{R}_{\mathbf{X}}$  may be expressed as

$$\mathbf{R}_{\mathbf{X}} = \mathbf{U} \mathbf{\Lambda}^{\frac{1}{2}} \mathbf{W} \mathbf{\Lambda}^{\frac{1}{2}} \mathbf{U}^H, \quad (211)$$

where  $\mathbf{W}$  satisfies  $T\mathbf{W} \sim \mathcal{CW}_{\text{rank}(\tilde{\mathbf{R}}_{\mathbf{X}})}(\mathbf{I}, T)$ , namely  $T\mathbf{W}$  is complex Wishart distributed. Next, we construct the linear map

$$\Phi_{\text{unital}}(\mathbf{W}) = \mathbf{L}^{-1} \tilde{\Phi}(\mathbf{U} \mathbf{\Lambda}^{\frac{1}{2}} \mathbf{W} \mathbf{\Lambda}^{\frac{1}{2}} \mathbf{U}^H) (\mathbf{L}^H)^{-1}, \quad (212)$$

which  $\mathbf{L}$  is obtained by the Cholesky decomposition

$$\mathbf{L} \mathbf{L}^H = \tilde{\Phi}(\tilde{\mathbf{R}}_{\mathbf{X}}). \quad (213)$$

The inverse  $\mathbf{L}^{-1}$  exists since  $\tilde{\Phi}(\tilde{\mathbf{R}}_{\mathbf{X}})$  is invertible. Note that  $\Phi_{\text{unital}}$  is a unital map in the sense that

$$\Phi_{\text{unital}}(\mathbf{I}) = \mathbf{L}^{-1} \tilde{\Phi}(\tilde{\mathbf{R}}_{\mathbf{X}}) (\mathbf{L}^H)^{-1} = \mathbf{I}. \quad (214)$$

Moreover,  $\Phi_{\text{unital}}$  maps one positive semidefinite matrix to another, and hence it is a positive unital linear map. According to Choi [46], such a map satisfies

$$[\Phi_{\text{unital}}(\mathbf{W})]^{-1} \preceq \Phi_{\text{unital}}(\mathbf{W}^{-1}), \quad (215)$$

which implies that

$$\mathbf{L}^H [\tilde{\Phi}(\tilde{\mathbf{R}}_{\mathbf{X}})]^{-1} \mathbf{L} \preceq \Phi_{\text{unital}}(\mathbf{W}^{-1}), \quad (216)$$

and hence

$$[\tilde{\Phi}(\tilde{\mathbf{R}}_{\mathbf{X}})]^{-1} \preceq [\tilde{\Phi}(\tilde{\mathbf{R}}_{\mathbf{X}})]^{-1} \tilde{\Phi}(\mathbf{U} \mathbf{\Lambda}^{\frac{1}{2}} \mathbf{W}^{-1} \mathbf{\Lambda}^{\frac{1}{2}} \mathbf{U}^H) [\tilde{\Phi}(\tilde{\mathbf{R}}_{\mathbf{X}})]^{-1}. \quad (217)$$

Since  $T\mathbf{W} \sim \mathcal{CW}_{\text{rank}(\tilde{\mathbf{R}}_{\mathbf{X}})}(\mathbf{I}, T)$ , we obtain

$$\mathbb{E}\{\mathbf{W}^{-1}\} = T \mathbb{E}\{(T\mathbf{W})^{-1}\} = \frac{T}{T - \text{rank}(\tilde{\mathbf{R}}_{\mathbf{X}})} \mathbf{I}. \quad (218)$$

Thus we have

$$\begin{aligned} &\mathbb{E}\{[\tilde{\Phi}(\tilde{\mathbf{R}}_{\mathbf{X}})]^{-1}\} \\ &\preceq [\tilde{\Phi}(\tilde{\mathbf{R}}_{\mathbf{X}})]^{-1} \tilde{\Phi}(\mathbf{U} \mathbf{\Lambda}^{\frac{1}{2}} \mathbb{E}(\mathbf{W}^{-1}) \mathbf{\Lambda}^{\frac{1}{2}} \mathbf{U}^H) [\tilde{\Phi}(\tilde{\mathbf{R}}_{\mathbf{X}})]^{-1} \\ &= \frac{T}{T - \text{rank}(\tilde{\mathbf{R}}_{\mathbf{X}})} [\tilde{\Phi}(\tilde{\mathbf{R}}_{\mathbf{X}})]^{-1} \tilde{\Phi}(\tilde{\mathbf{R}}_{\mathbf{X}}) [\tilde{\Phi}(\tilde{\mathbf{R}}_{\mathbf{X}})]^{-1} \\ &= \frac{T}{T - \text{rank}(\tilde{\mathbf{R}}_{\mathbf{X}})} [\tilde{\Phi}(\tilde{\mathbf{R}}_{\mathbf{X}})]^{-1}. \end{aligned} \quad (219)$$

Next, we will show that when  $K \leq \text{rank}(\tilde{\mathbf{R}}_{\mathbf{X}})$ , we have

$$\mathbb{E}\{[\tilde{\Phi}(\mathbf{R}_{\mathbf{X}})]^{-1}\} \preceq \frac{T}{T-K} [\tilde{\Phi}(\tilde{\mathbf{R}}_{\mathbf{X}})]^{-1}. \quad (220)$$

Observe that

$$\Phi_{\text{unital}}(\mathbf{A}) = \sum_{i=1}^{r_1} \mathbf{F}_i \mathbf{A}^T \mathbf{F}_i^H + \sum_{j=1}^{r_2} \mathbf{G}_j \mathbf{A} \mathbf{G}_j^H, \quad (221)$$

where

$$\mathbf{F}_i = \mathbf{L}^{-1} \tilde{\mathbf{F}}_i \mathbf{U} \mathbf{A}^{\frac{1}{2}}, \quad \mathbf{G}_j = \mathbf{L}^{-1} \tilde{\mathbf{G}}_j \mathbf{U} \mathbf{A}^{\frac{1}{2}}.$$

Using the singular value decompositions

$$\mathbf{F}_i = \mathbf{U}_i \boldsymbol{\Sigma}_i \mathbf{V}_i^H, \quad \mathbf{G}_j = \mathbf{U}_{i+r_1} \boldsymbol{\Sigma}_{i+r_1} \mathbf{V}_{i+r_1}^H, \quad (222)$$

where for all  $i$ ,  $\mathbf{U}_i \in \mathbb{C}^{K \times K}$ ,  $\boldsymbol{\Sigma}_i \in \mathbb{C}^{K \times K}$ , and  $\mathbf{V}_i \in \mathbb{C}^{\text{rank}(\tilde{\mathbf{R}}_{\mathbf{X}}) \times K}$ , we obtain an alternative representation of  $\Phi_{\text{unital}}(\mathbf{A})$  as follows

$$\Phi_{\text{unital}}(\mathbf{A}) = \mathbf{F} \mathbf{V}(\mathbf{A}) \mathbf{F}^H, \quad (223)$$

where

$$\mathbf{F} = [\mathbf{U}_1 \boldsymbol{\Sigma}_1, \dots, \mathbf{U}_{r_1+r_2} \boldsymbol{\Sigma}_{r_1+r_2}], \quad (224)$$

$$\mathbf{V}(\mathbf{A}) = \text{blkdiag}(\mathbf{V}_1^H \mathbf{A}^T \mathbf{V}_1, \dots, \mathbf{V}_{r_1+r_2}^H \mathbf{A} \mathbf{V}_{r_1+r_2}).$$

Since  $\mathbf{A} = \mathbf{I}$  implies  $\mathbf{V}(\mathbf{A}) = \mathbf{I}$ ,  $\Phi_{\text{unital}}(\mathbf{A})$  may also be viewed as a unital positive linear map of  $\mathbf{V}(\mathbf{A})$ , based on (212). Thus we have

$$[\Phi_{\text{unital}}(\mathbf{W})]^{-1} = [\mathbf{F} \mathbf{V}(\mathbf{W}) \mathbf{F}^H]^{-1} \preceq \mathbf{F} [\mathbf{V}(\mathbf{W})]^{-1} \mathbf{F}^H. \quad (225)$$

Note that

$$\mathbb{E}\{[\mathbf{V}(\mathbf{W})]^{-1}\} = \frac{T}{T-K} \mathbf{I}_{r_1+r_2} \otimes \mathbf{I}_K, \quad (226)$$

since each diagonal block in  $\mathbf{V}(\mathbf{W})$  satisfies

$$T \mathbf{V}_i^H \mathbf{W}^T \mathbf{V}_i \sim \mathcal{CW}_K(\mathbf{I}, T), \quad (227a)$$

$$T \mathbf{V}_i^H \mathbf{W} \mathbf{V}_i \sim \mathcal{CW}_K(\mathbf{I}, T). \quad (227b)$$

Hence

$$\begin{aligned} \mathbb{E}\{[\tilde{\Phi}(\mathbf{R}_{\mathbf{X}})]^{-1}\} &\preceq \mathbf{L}^{-1} \mathbf{F} \mathbb{E}\{[\mathbf{V}(\mathbf{W})]^{-1}\} \mathbf{F}^H (\mathbf{L}^H)^{-1} \\ &= \frac{T}{T-K} \mathbf{L}^{-1} \Phi_{\text{unital}}(\mathbf{I}) (\mathbf{L}^H)^{-1} \\ &= \frac{T}{T-K} [\tilde{\Phi}(\tilde{\mathbf{R}}_{\mathbf{X}})]^{-1}, \end{aligned} \quad (228)$$

which implies (220). Combining (219) and (220), we obtain

$$\mathbb{E}\{[\tilde{\Phi}(\mathbf{R}_{\mathbf{X}})]^{-1}\} \preceq \frac{T}{T - \min\{K, \text{rank}(\tilde{\mathbf{R}}_{\mathbf{X}})\}} [\tilde{\Phi}(\tilde{\mathbf{R}}_{\mathbf{X}})]^{-1}. \quad (229)$$

Finally, let us consider the relationship between  $[\tilde{\Phi}(\mathbf{R}_{\mathbf{X}})]^{-1}$  and  $[\Phi(\mathbf{R}_{\mathbf{X}})]^{-1}$ . For a general Hermitian random matrix  $\mathbf{A}$  that is almost surely positive definite, and a deterministic positive semidefinite Hermitian matrix  $\mathbf{B}$ , we have

$$\begin{aligned} (\mathbb{E}(\mathbf{A}) + \mathbf{B})[\mathbb{E}(\mathbf{A})]^{-1} &= \mathbf{I} + \mathbf{B}[\mathbb{E}(\mathbf{A})]^{-1} \\ &\preceq \mathbf{I} + \mathbf{B}\mathbb{E}(\mathbf{A}^{-1}) \\ &= \mathbb{E}\{(\mathbf{A} + \mathbf{B})\mathbf{A}^{-1}\}, \end{aligned} \quad (230)$$

which implies that

$$\mathbb{E}\{(\mathbb{E}(\mathbf{A}) + \mathbf{B})[\mathbb{E}(\mathbf{A})]^{-1} - (\mathbf{A} + \mathbf{B})\mathbf{A}^{-1}\} \preceq \mathbf{0}. \quad (231)$$

Left-multiplying the term in the expectation bracket in (231) by  $(\mathbf{A} + \mathbf{B})^{-1}$  and right-multiplying by  $\mathbb{E}(\mathbf{A})(\mathbb{E}(\mathbf{A}) + \mathbf{B})^{-1}$ , we have

$$\mathbb{E}\{(\mathbf{A} + \mathbf{B})^{-1}\} \preceq \mathbb{E}\{\mathbf{A}^{-1}\} \mathbb{E}(\mathbf{A})(\mathbb{E}(\mathbf{A}) + \mathbf{B})^{-1}. \quad (232)$$

Substituting  $\mathbf{A} = \tilde{\Phi}(\mathbf{R}_{\mathbf{X}})$  and  $\mathbf{B} = \tilde{\mathbf{J}}_{\mathbf{P}}$  into (232), we obtain

$$\begin{aligned} \mathbb{E}\{[\Phi(\mathbf{R}_{\mathbf{X}})]^{-1}\} &\preceq \mathbb{E}\{[\tilde{\Phi}(\mathbf{R}_{\mathbf{X}})]^{-1}\} \mathbb{E}\{\tilde{\Phi}(\mathbf{R}_{\mathbf{X}})\} [\Phi(\tilde{\mathbf{R}}_{\mathbf{X}})]^{-1} \\ &\preceq \frac{T}{T - \min\{K, \text{rank}(\tilde{\mathbf{R}}_{\mathbf{X}})\}} [\Phi(\tilde{\mathbf{R}}_{\mathbf{X}})]^{-1}, \end{aligned} \quad (233)$$

where the second line follows from (229). Hence the proof is completed.  $\blacksquare$

## APPENDIX K PROOF OF COROLLARY 4

*Proof:* From (223) we see that, when  $K \leq \text{rank}(\tilde{\mathbf{R}}_{\mathbf{X}})$ , the equality in (35) is achieved if

$$\mathbb{E}\{[\mathbf{F} \mathbf{V}(\mathbf{W}) \mathbf{F}^H]^{-1}\} = \mathbb{E}\{\mathbf{F} [\mathbf{V}(\mathbf{W})]^{-1} \mathbf{F}^H\}. \quad (234)$$

Note that  $\mathbf{F} \mathbf{F}^H = \mathbf{I}$  since  $\Phi_{\text{unital}}$  is unital with respect to  $\mathbf{V}(\mathbf{W})$ . Thus when  $r_1 + r_2 = 1$ , we have that  $\mathbf{F} \in \mathbb{C}^{K \times K}$ , which implies that  $\mathbf{F}$  is unitary, and hence (234) holds.

Next, since  $\tilde{\mathbf{J}}_{\mathbf{P}}$  can be neglected in the limit of  $\sigma_s \rightarrow 0$ , let us assume that  $\tilde{\mathbf{J}}_{\mathbf{P}} = \mathbf{0}$  and obtain

$$\Phi(\mathbf{A}) = \mathbf{F}^{\text{st}} \begin{bmatrix} \mathbf{I} \otimes \mathbf{A}^T & \mathbf{0} \\ \mathbf{0} & \mathbf{I} \otimes \mathbf{A} \end{bmatrix} (\mathbf{F}^{\text{st}})^H. \quad (235)$$

Therefore, if  $\mathbf{F}^{\text{st}}$  is unitary, we may conclude that

$$\begin{aligned} \mathbb{E}\{[\Phi(\mathbf{R}_{\mathbf{X}})]^{-1}\} &= \mathbf{F}^{\text{st}} \begin{bmatrix} \mathbf{I} \otimes (\mathbb{E}\{\mathbf{R}_{\mathbf{X}}^{-1}\})^T & \mathbf{0} \\ \mathbf{0} & \mathbf{I} \otimes \mathbb{E}\{\mathbf{R}_{\mathbf{X}}^{-1}\} \end{bmatrix} (\mathbf{F}^{\text{st}})^H \\ &= \frac{T}{T-M} [\Phi(\tilde{\mathbf{R}}_{\mathbf{X}})]^{-1}, \end{aligned} \quad (236)$$

where the last line follows from the fact that

$$T \mathbf{R}_{\mathbf{X}} \sim \mathcal{CW}_M(\tilde{\mathbf{R}}_{\mathbf{X}}, T).$$

This implies the equality in (35), since  $\text{rank}(\tilde{\mathbf{R}}_{\mathbf{X}}) = M$  when  $\tilde{\mathbf{R}}_{\mathbf{X}}$  is invertible.  $\blacksquare$

## APPENDIX L PROOF OF PROPOSITION 6

*Proof:* To prove this proposition, it suffices to show that there exists at least one point  $(\epsilon, R)$  on the Gaussian inner bound or the semi-unitary inner bound that lies above the line segment connecting  $P_{\text{SC}}$  and  $P_{\text{CS}}$ . Once we found such a point  $P = (\epsilon, R)$ , we see that the time-sharing strategies between  $P$ ,  $P_{\text{SC}}$  and  $P_{\text{CS}}$  readily constitute a tighter inner bound than the pentagon inner bound.

Next we show that there do exist such points, under mild assumptions. To this end, let us consider the slope of the semi-unitary–Gaussian inner bound at a specific value of  $\alpha$ . For

our purpose, it suffices to show that at  $P_{SC}$  (resp.  $P_{CS}$ ), the slope of the semi-unitary–Gaussian inner bound is larger (resp. smaller) than the slope of the line segment connecting  $P_{SC}$  and  $P_{CS}$ . First note that, as long as the optimal objective function value is not identical for all  $\alpha \in [0, 1]$ , the slope of the outer bound (49) at a specific value of  $\alpha$  is given by

$$\frac{\partial R_{out}(\alpha)}{\partial \epsilon_{out}(\alpha)} = \frac{T}{\sigma_s^2} \cdot \lambda_\alpha, \quad (237)$$

where  $\lambda_\alpha$  is the optimal Lagrange dual variable corresponding to the constraint (48c). According to the correspondence between the formulations (47) and (48) (c.f. [47, Sec. 5.3.3]),  $\lambda_\alpha$  can be explicitly obtained as

$$\lambda_\alpha = \frac{1 - \alpha}{\alpha}, \quad (238)$$

which tends to infinity as  $\alpha \rightarrow 0$ . Now, the slope of the semi-unitary inner bound can be expressed as

$$\frac{\partial R_{in,U}(\alpha)}{\partial \epsilon_{in,U}(\alpha)} = \left(1 - \frac{M_U}{2T}\right) \frac{(1 - \alpha)T}{\alpha \sigma_s^2} + O(\sigma_c^2), \quad (239)$$

which also tends to infinity as  $\alpha \rightarrow 0$ . Since the semi-unitary–Gaussian inner bound equals to the semi-unitary inner bound around  $P_{SC}$ , we may now conclude that the slope of the semi-unitary–Gaussian inner bound at  $P_{SC}$  is positive infinity. Following a similar line of reasoning, we can also show that the slope at  $P_{CS}$  is zero. Therefore, no matter what the slope of the line segment connecting  $P_{SC}$  and  $P_{CS}$  is, it should be upper and lower bounded by the slopes of the semi-unitary–Gaussian inner bound at  $P_{SC}$  and  $P_{CS}$ , respectively. This completes the proof. ■

## REFERENCES

- [1] F. Liu, Y. Cui, C. Masouros, J. Xu, T. X. Han, Y. C. Eldar, and S. Buzzi, “Integrated sensing and communications: Towards dual-functional wireless networks for 6G and beyond,” *IEEE J. Sel. Areas Commun.*, pp. 1–1, *early access*, 2022.
- [2] Y. Cui, F. Liu, X. Jing, and J. Mu, “Integrating sensing and communications for ubiquitous IoT: Applications, trends, and challenges,” *IEEE Network*, vol. 35, no. 5, pp. 158–167, Sep. 2021.
- [3] A. Liu, Z. Huang, M. Li, Y. Wan, W. Li, T. X. Han, C. Liu, R. Du, D. K. P. Tan, J. Lu, Y. Shen, F. Colone, and K. Chetty, “A survey on fundamental limits of integrated sensing and communication,” *IEEE Commun. Surv. Tuts.*, pp. 1–1, *early access*, 2022.
- [4] Y. Xiong, N. Wu, Y. Shen, and M. Z. Win, “Cooperative localization in massive networks,” *IEEE Trans. Inf. Theory*, vol. 68, no. 2, pp. 1237–1258, Feb. 2022.
- [5] —, “Cooperative network synchronization: Asymptotic analysis,” *IEEE Trans. Signal Process.*, vol. 66, no. 3, pp. 757–772, Feb. 2018.
- [6] D. W. Bliss, “Cooperative radar and communications signaling: The estimation and information theory odd couple,” in *Proc. 2014 IEEE Radar Conf.*, Covington, KY, USA, May 2014, pp. 0050–0055.
- [7] F. Liu, Y.-F. Liu, A. Li, C. Masouros, and Y. C. Eldar, “Cramér-Rao bound optimization for joint radar-communication beamforming,” *IEEE Trans. Signal Process.*, vol. 70, pp. 240–253, 2022.
- [8] J. A. Zhang, F. Liu, C. Masouros, R. W. Heath, Z. Feng, L. Zheng, and A. Petropulu, “An overview of signal processing techniques for joint communication and radar sensing,” *IEEE J. Sel. Top. Signal Process.*, vol. 15, no. 6, pp. 1295–1315, Nov. 2021.
- [9] F. Liu, W. Yuan, C. Masouros, and J. Yuan, “Radar-assisted predictive beamforming for vehicular links: Communication served by sensing,” *IEEE Trans. Wireless Commun.*, vol. 19, no. 11, pp. 7704–7719, Nov. 2020.
- [10] W. Yuan, F. Liu, C. Masouros, J. Yuan, D. W. K. Ng, and N. González-Prelcic, “Bayesian predictive beamforming for vehicular networks: A low-overhead joint radar-communication approach,” *IEEE Tran. Wireless Commun.*, vol. 20, no. 3, pp. 1442–1456, Mar. 2021.
- [11] D. Guo, S. Shamai, and S. Verdú, “Mutual information and minimum mean-square error in Gaussian channels,” *IEEE Trans. Inf. Theory*, vol. 51, no. 4, pp. 1261–1282, Apr. 2005.
- [12] A. Sutivong, M. Chiang, T. Cover, and Y.-H. Kim, “Channel capacity and state estimation for state-dependent Gaussian channels,” *IEEE Trans. Inf. Theory*, vol. 51, no. 4, pp. 1486–1495, 2005.
- [13] M. Kobayashi, G. Caire, and G. Kramer, “Joint state sensing and communication: Optimal tradeoff for a memoryless case,” in *Proc. 2018 IEEE Int. Symp. Inf. Theory*, Vail, CO, USA, Jun. 2018, pp. 111–115.
- [14] M. Kobayashi, H. Hamad, G. Kramer, and G. Caire, “Joint state sensing and communication over memoryless multiple access channels,” in *Proc. 2019 IEEE Int. Symp. Inf. Theory (ISIT)*, Paris, France, Jul. 2019, pp. 270–274.
- [15] M. Ahmadipour, M. Wigger, and M. Kobayashi, “Joint sensing and communication over memoryless broadcast channels,” in *Proc. 2020 IEEE Inf. Theory Workshop (ITW)*, Virtual, Apr. 2021, pp. 1–5.
- [16] H. Joudeh and F. M. J. Willems, “Joint communication and binary state detection,” *IEEE J. Sel. Areas Inf. Theory*, pp. 1–1, *early access*, 2022.
- [17] M. Ahmadipour, M. Kobayashi, M. Wigger, and G. Caire, “An information-theoretic approach to joint sensing and communication,” *IEEE Trans. Inf. Theory*, pp. 1–1, 2022.
- [18] R. Miller and C. Chang, “A modified Cramér-Rao bound and its applications (corresp.),” *IEEE Trans. on Inf. Theory*, vol. 24, no. 3, pp. 398–400, May 1978.
- [19] M. P. Do Carmo and J. Flaherty Francis, *Riemannian geometry*. Springer, 1992, vol. 6.
- [20] H. L. Van Trees, *Detection, estimation, and modulation theory, part I: Detection, estimation, and linear modulation theory*. John Wiley & Sons, 2004.
- [21] B.-Z. Bobrovsky, E. Mayer-Wolf, and M. Zakai, “Some classes of global Cramér-Rao bounds,” *The Annals of Statistics*, pp. 1421–1438, Dec. 1987.
- [22] A. El Gamal and Y.-H. Kim, *Network information theory*, 1st ed. Cambridge university press, 2011.
- [23] A. Goldsmith, *Wireless communications*, 1st ed. Cambridge university press, 2005.
- [24] T. M. Cover, *Elements of information theory*, 2nd ed. John Wiley & Sons, 2006.
- [25] S. A. Jafar and S. Shamai, “Degrees of freedom region of the MIMO  $x$  channel,” *IEEE Trans. Inf. Theory*, vol. 54, no. 1, pp. 151–170, Jan. 2008.
- [26] H. Li, “Conflict and trade-off of waveform uncertainty in joint communication and sensing systems,” in *Proc. IEEE ICC*, 2022, pp. 5561–5566.
- [27] T. L. Marzetta, “Noncooperative cellular wireless with unlimited numbers of base station antennas,” *IEEE Trans. Wireless Commun.*, vol. 9, no. 11, pp. 3590–3600, Sep. 2010.
- [28] M. Grant and S. Boyd, “CVX: Matlab software for disciplined convex programming, version 2.1,” <http://cvxr.com/cvx>, Mar. 2014.
- [29] —, “Graph implementations for nonsmooth convex programs,” in *Recent Advances in Learning and Control*, ser. Lecture Notes in Control and Information Sciences, V. Blondel, S. Boyd, and H. Kimura, Eds. Springer-Verlag Limited, 2008, pp. 95–110, [http://stanford.edu/~boyd/graph\\_dcp.html](http://stanford.edu/~boyd/graph_dcp.html).
- [30] G. N. Soddik, R. S. Singh, and E. R. Brown, “Ultra-wideband multi-functional communications/radar system,” *IEEE Trans. Microw. Theory Technol.*, vol. 55, no. 7, pp. 1431–1437, Jul. 2007.
- [31] E. BouDaher, A. Hassanien, E. Aboutanios, and M. G. Amin, “Towards a dual-function MIMO radar-communication system,” in *Proc. 2016 IEEE Radar Conf. (RadarConf)*, Philadelphia, PA, USA, May 2016, pp. 1–6.
- [32] T. Huang, N. Shlezinger, X. Xu, Y. Liu, and Y. C. Eldar, “MAJoRCom: A dual-function radar communication system using index modulation,” *IEEE Trans. Signal Process.*, vol. 68, pp. 3423–3438, May 2020.
- [33] C. Sturm and W. Wiesbeck, “Waveform design and signal processing aspects for fusion of wireless communications and radar sensing,” *Proc. IEEE*, vol. 99, no. 7, pp. 1236–1259, Jul. 2011.
- [34] —, “Waveform design and signal processing aspects for fusion of wireless communications and radar sensing,” *Proc. IEEE*, vol. 99, no. 7, pp. 1236–1259, Jul. 2011.
- [35] J. Li, L. Xu, P. Stoica, K. W. Forsythe, and D. W. Bliss, “Range compression and waveform optimization for MIMO radar: A Cramér-Rao bound based study,” *IEEE Trans. Signal Process.*, vol. 56, no. 1, pp. 218–232, Jan. 2008.
- [36] Y. Shen, H. Wymeersch, and M. Z. Win, “Fundamental limits of wideband localization—part II: Cooperative networks,” *IEEE Trans. Inf. Theory*, vol. 56, no. 10, pp. 4981–5000, Oct. 2010.
- [37] D. Zwillinger and A. Jeffrey, *Table of integrals, series, and products*, 7th ed. Elsevier, 2007.

- [38] B. Tang and J. Li, "Spectrally constrained MIMO radar waveform design based on mutual information," *IEEE Trans. Signal Process.*, vol. 67, no. 3, pp. 821–834, Feb. 2019.
- [39] D. Tse and S. Hanly, "Linear multiuser receivers: Effective interference, effective bandwidth and user capacity," *IEEE Trans. Inf. Theory*, vol. 45, no. 2, pp. 641–657, Feb. 1999.
- [40] H. Hua, X. Song, Y. Fang, T. X. Han, and J. Xu, "MIMO integrated sensing and communication with extended target: CRB-rate tradeoff," *arXiv preprint*, 2021. [Online]. Available: <https://arxiv.org/abs/2205.14050>
- [41] M.-D. Choi, "Completely positive linear maps on complex matrices," *Linear Algebra Appl.*, vol. 10, no. 3, pp. 285–290, Jun. 1975.
- [42] A. Jamiolkowski, "Linear transformations which preserve trace and positive semidefiniteness of operators," *Rep. Math. Phys.*, vol. 3, no. 4, pp. 275–278, Dec. 1972.
- [43] L. Zheng and D. Tse, "Communication on the Grassmann manifold: a geometric approach to the noncoherent multiple-antenna channel," *IEEE Trans. Inf. Theory*, vol. 48, no. 2, pp. 359–383, Feb. 2002.
- [44] A. Gray, *Tubes*. Springer Science & Business Media, 2003, vol. 221.
- [45] G. W. Stewart, "The efficient generation of random orthogonal matrices with an application to condition estimators," *SIAM J. Numerical Analysis*, vol. 17, no. 3, pp. 403–409, Jun. 1980.
- [46] M.-D. Choi, "A Schwarz inequality for positive linear maps on  $C^*$ -algebras," *Illinois J. Math.*, vol. 18, no. 4, pp. 565–574, Dec. 1974.
- [47] S. Boyd and L. Vandenberghe, *Convex Optimization*, 1st ed. Cambridge University Press, 2004.