

# Graph Enhanced BERT for Query Understanding

Juanhui Li  
Michigan State University, USA  
lijuanh1@msu.edu

Yao Ma  
New Jersey Institute of Technology  
USA  
yao.ma@njit.edu

Wei Zeng  
Baidu Inc., China  
zengwei04@baidu.com

Suqi Cheng  
Baidu Inc., China  
chengsuqi@baidu.com

Jiliang Tang  
Michigan State University, USA  
tangjili@msu.edu

Shuaiqiang Wang  
Baidu Inc., China  
shqiang.wang@gmail.com

Dawei Yin  
Baidu Inc., China  
yindawei@acm.org

## ABSTRACT

Query understanding plays a key role in exploring users' search intents and facilitating users to locate their most desired information. However, it is inherently challenging since it needs to capture semantic information from short and ambiguous queries and often requires massive task-specific labeled data. In recent years, pre-trained language models (PLMs) have advanced various natural language processing tasks because they can extract general semantic information from large-scale corpora. Therefore, there are unprecedented opportunities to adopt PLMs for query understanding. However, there is a gap between the goal of query understanding and existing pre-training strategies – the goal of query understanding is to boost search performance while existing strategies rarely consider this goal. Thus, directly applying them to query understanding is sub-optimal. On the other hand, search logs contain user clicks between queries and urls that provide rich users' search behavioral information on queries beyond their content. Therefore, in this paper, we aim to fill this gap by exploring search logs. In particular, to incorporate search logs into pre-training, we first construct a query graph where nodes are queries and two queries are connected if they lead to clicks on the same urls. Then we propose a novel graph-enhanced pre-training framework, GE-BERT, which can leverage both query content and the query graph. In other words, GE-BERT can capture both the semantic information and the users' search behavioral information of queries. Extensive experiments on various query understanding tasks have demonstrated the effectiveness of the proposed framework.

## CCS CONCEPTS

• **Information systems** → **Query intent; Language models.**

Permission to make digital or hard copies of all or part of this work for personal or classroom use is granted without fee provided that copies are not made or distributed for profit or commercial advantage and that copies bear this notice and the full citation on the first page. Copyrights for components of this work owned by others than ACM must be honored. Abstracting with credit is permitted. To copy otherwise, or republish, to post on servers or to redistribute to lists, requires prior specific permission and/or a fee. Request permissions from [permissions@acm.org](mailto:permissions@acm.org).

Conference acronym 'XX, June 03–05, 2018, Woodstock, NY

© 2018 Association for Computing Machinery.  
ACM ISBN 978-1-4503-XXXX-X/18/06...\$15.00  
<https://doi.org/XXXXXXX.XXXXXXX>

## KEYWORDS

Query understanding, BERT, Graph neural networks, KL-divergence

### ACM Reference Format:

Juanhui Li, Yao Ma, Wei Zeng, Suqi Cheng, Jiliang Tang, Shuaiqiang Wang, and Dawei Yin. 2018. Graph Enhanced BERT for Query Understanding. In *Proceedings of Make sure to enter the correct conference title from your rights confirmation email (Conference acronym 'XX)*. ACM, New York, NY, USA, 10 pages. <https://doi.org/XXXXXXX.XXXXXXX>

## 1 INTRODUCTION

Query understanding plays a fundamental role in information retrieval. It aims to learn the intentions of a search query, and correspondingly provides useful information to advance downstream applications such as document retrieval and ranking [12]. Many types of tasks have been developed to facilitate query understanding such as query classification [5], query matching [15], and query expansion [39]. The challenges for these tasks are mainly from two aspects. First, search queries are often short and ambiguous; as a result, it is hard to capture the semantic meanings of queries only relying on their content. Additional information on queries such as domain data (e.g. search log) or external sources (e.g. Knowledge Graph) has been leveraged to address this challenge [38]. Second, the majority of existing solutions [2, 5] often train models from scratch in a supervised way, which require a large number of task-specific labeled data. However, obtaining such labeled data is labour intensive and usually costs tremendous manpower and money.

Recent years we have witnessed immense efforts in developing pre-trained language models (PLMs) such as BERT [9] and its variants [18, 29, 35]. These PLMs are trained on large-scale unlabeled corpora where they can extract general semantic information. Thus, they pave a way to help specific NLP tasks even when only a small amount of task-specific labeled data is available. In fact, these PLMs have been proven to significantly improve numerous natural language processing tasks such as text classification [28], question answering [36], and single sentence tagging [9]. It is evident from recent works that these PLMs can also help tackle aforementioned two challenges in query understanding [6, 21]. However, directly applying these PLMs to query understanding can be sub-optimal. First, the goal of query understanding is to boost the search performance but the current PLMs seldom incorporate this goal into

their pre-training strategies. Second, queries are substantially different from normal natural languages in many perspectives such as structure and distribution.

To enhance the PLMs towards query understanding, one natural direction is to design domain-adaptive pre-training strategies with domain data. The search log is a commonly used domain data for query understanding, which is often denoted as a query-url bipartite click graph [12]. In this click graph, nodes are sets of queries and urls and an edge is built between a query and a url when there is at least one click between them. The graph encodes user search behaviors and provides rich information about queries beyond their content. For example, semantically similar queries are likely to share many clicks in the graph. Therefore, this click graph can greatly help understand users' intents in queries from the users' search behavior perspective. It indeed has been widely utilized to advance many information retrieval tasks [8, 11, 12]. Thus, it is appealing to explore this click graph to advance PLMs. However, BERT and its variants cannot directly process such graph data and dedicated efforts are desired.

In this paper, we propose a novel graph-based domain adaptive pre-training framework, named Graph Enhanced BERT(GE-BERT), which enjoys both advantages of the PLMs and the domain knowledge, i.e. click graph, for query understanding. In other words, GE-BERT captures not only the semantic information from query content as traditional PLMs, but also the user search behavioral information from the click graph. In particular, we first extract a query graph from the query-url click graph where nodes are queries and two queries are connected if they share at least one url in the click graph. The query graph preserves essential relationships between queries but its size is much smaller than the click graph that can improve the computational efficiency. Next, we adopt Graph Neural Networks (GNNs) to extract complex structural information from the query graph. Then, we design a transfer module to integrate the knowledge captured by the GNN model into the BERT pre-training model. Through the knowledge transfer process, the BERT pre-training model captures both the semantic information of query content and the users' search behavior information on queries.

We summarize our major contributions as follows:

- We develop a transfer module to help the BERT pre-training model capture the users' search behavior information on queries.
- We design a pre-training framework GE-BERT that can leverage both the semantic information of query content and the search log via the query graph.
- Extensive experiments demonstrate the effectiveness of the proposed pre-trained framework for various query understanding tasks.

The rest of this paper is organized as follows. Section 2 briefly introduces related work. In Section 3, we will give the details of the proposed framework. Section 4 discusses the performance of the proposed model with the experimental results. Conclusion of this work with future work is given in Section 5.

## 2 RELATED WORK

In this section, we briefly reviews related work, including the query understanding tasks, general pre-training models, and various graph neural networks.

### 2.1 Query Understanding

To explore users' query intents, researchers have conducted extensive studies from different perspectives, such as query classification [26, 40], query matching [15], query suggestion [1, 19, 32], query expansion [39], etc. Among them, query classification is an effective way to understand queries, which can straightforwardly improve the quality of Web search results. Query classification tries to categorize a query into a predefined taxonomy based on the topic [2, 3, 5, 27, 34]. Furthermore, query matching is another practical task for search engines, which aims to predict if two given queries have similar semantic meaning.

### 2.2 Pre-training Techniques

Strategies for learning pre-training language representations can be divided into two categories: feature-based and fine-tuning. Feature-based methods [20, 22, 23] generally adopt features to learn word embeddings. For example, ELMo [23] takes the pre-training representations as additional features and generates high-quality deep context-aware embeddings, in which the word polysemy issue has been addressed. For fine-tuning based methods [9, 24], the goal is to provide a good pre-trained architecture that is used as a starting point for specific downstream tasks. The pre-trained model captures rich semantic patterns by training on large-scale corpus. Recent works [25, 36] have shown their effectiveness in various natural language processing areas. A notable example is BERT [9], which is built on the transformer architecture [30]. Recently, the effectiveness of BERT has also been explored in query understanding tasks [6, 17, 21, 39]. For example, Zheng et al. [39] proposed a query expansion model that leverages BERT to select relevant document chunks for expansion. Mustar et al. [21] showed that BERT exhibits more robust to noise and has a better understanding of complex queries than conventional methods for the query suggestion task.

### 2.3 Graph Neural Networks

Classical GNNs [4, 7, 13] are typically based on spectral methods, which generally define the convolutional operations in the Fourier domain. An efficient and simplified example is GCN [13], which extends the convolution operator by approximating the first-order Chebyshev expansion. Modern GNNs [10, 31] are built upon neural networks that learn representation vectors on the graph-structured data. They generally pass information from a target node to the next layer via propagation and aggregation on its neighbors. Among them, Velićković et al. [31] proposed the GAT model that applies the attention mechanism to aggregate representations on the entire neighborhood. Inspired by the great success of GNNs, we adopt GNN to integrate the query graph information for accurately modeling.

## 3 THE PROPOSED FRAMEWORK

In this section, we present the details of the proposed framework. Before that, we firstly introduce some key concepts and notations. The

query graph is built from the query-url bipartite graph [12], where two queries are connected if they share at least one url in the bipartite graph. Without loss of generality, we only consider the query graph as an unweighted graph in this work. Moreover, it is straightforward to extend the proposed framework by associating weights (e.g., the number of co-clicks by two queries in the bipartite graph) into query connections to represent their strength. Formally, we denote the query graph as  $\mathcal{G} = (\mathcal{V}, \mathcal{E})$ , where  $\mathcal{V} = \{v_1, v_2, \dots, v_n\}$  is the set of  $|\mathcal{V}| = n$  query nodes, and  $\mathcal{E}$  is the set of edges connecting nodes among  $\mathcal{V}$ . Furthermore, the query graph can also be described by an adjacency matrix  $\mathbf{A} \in \mathbb{R}^{n \times n}$ , where  $\mathbf{A}_{ij} = 1$  if the nodes  $v_i$  and  $v_j$  are connected and  $\mathbf{A}_{ij} = 0$  otherwise. Each query node  $v_i$  in the graph represents a query  $q_i = \{c_1^i, \dots, c_t^i\}$ , which consists of a sequence of tokens. Here  $c_j^i$  indicates the  $j$ -th token in  $q_i$ , and  $t$  is the number of tokens in  $q_i$ . We further summarize the notations in the paper and their descriptions in Table 1.

Based on the query graph, we propose a Graph Enhanced BERT Model for pre-training, which integrates the graph information into BERT. It can be further fine-tuned for downstream query understanding tasks. An illustration is shown in Figure 1. In particular, the pre-training framework in Figure 1(a) mainly consists of three modules – the Transformer module, the GNN module and the Transfer module. The Transformer module is to extract the *semantic features* from the query content. The GNN module is to yield the *graph semantics* by capturing the query graph information associated with the semantic features. Then the Transfer module transfers the graph semantics to the Transformer module for a better refinement. After pre-training, the Transformer module can capture both the semantic information and the query graph information, and can be fine-tuned for performing downstream tasks. An illustration of the downstream task is presented in Figure 1(b). We use various downstream tasks to evaluate the effectiveness of the pre-trained Transformer module in the **Experiment** section.

Notably, we inject the query graph information into the Transformer module to perform downstream tasks, instead of using both the Transformer module and the GNN module to build the downstream model due to two reasons:

- First, the GNN module is only trained on the existing query graph and thus it cannot handle new coming queries without any connection to the existing graph. The Transformer module, on the other hand, has the flexibility to generate embeddings for new queries.
- Second, the complexity of the GNN module for fine-tuning and online deployment is significantly higher than that of the Transformer module, while the Transformer module provides more practical flexibility.

Next, we introduce details of the three modules in the proposed pre-training framework and discuss pre-training strategies.

### 3.1 The Transformer Module

In the Transformer module, we adopt the Transformer encoder of the BERT pre-train model to learn representations of queries. Queries are often short, ambiguous, and polysemous, which make it hard to understand queries. We adopt the Transformer structure to learn the representations of queries, and the focused attention

**Table 1: Notation definitions**

Notation Descriptions	
$\mathcal{G} = (\mathcal{V}, \mathcal{E})$	$\mathcal{G}$ is a query graph, $\mathcal{V}$ is the set of nodes, $\mathcal{E}$ is the set of edges in the graph
$v_i$	A node in the query graph
$n$	The number of nodes
$\mathbf{A} \in \mathbb{R}^{n \times n}$	Adjacency matrix
$q_i = \{c_1^i, \dots, c_t^i\}$	$q_i$ is a query, $c_j^i$ is the $j$ -th token in $q_i$ , $t$ is the number of tokens in $q_i$ .
$\mathbf{E}_{CLS^i}, \mathbf{E}_{c_j^i}$	Input embedding of token [CLS] and $c_j^i$ to the Transformer module
$\mathbf{E}'_{CLS^i}, \mathbf{E}'_{c_j^i}$	Output embedding of token [CLS] and $c_j^i$ from the Transformer module
$\mathbf{H}_i$	Output embedding of query $q_i$ from Transformer module
$\tilde{\mathbf{H}}_i$	Output embedding of query $q_i$ from the GNN module
$\mathbf{W}^k$	The learnable matrix in the $k$ -th GNN layer
$\mathbf{a}$	A learnable vector
$\mathcal{N}_i$	The neighboring set of $v_i$
$\mathcal{N}'_i$	The set of negative samples that are not connected with $v_i$
$m_i$	The degree of $v_i$
$\alpha_{ij}$	The learned attention coefficient
$s_{ij}$	The probability score
$y_{ij}$	A label indicating if nodes $v_i$ and $v_j$ are connected
$p(y_{ij} \mathbf{H}_i, \mathbf{H}_j)$	The prior distribution
$\hat{p}(y_{ij} \tilde{\mathbf{H}}_i, \tilde{\mathbf{H}}_j)$	The posterior distribution
$\theta_{Trans}^r$	Model parameters of the Transformer module in the $r$ -th iteration
$\theta_{GNN}^r$	Model parameters of the GNN module in the $r$ -th iteration

mechanism in Transformer could help to disambiguate the polysemous words and homonyms. Thus, to facilitate the training, we utilize the encoder part (which is a Transformer) of the BERT pre-training model. The encoder is pre-trained on a large scale corpus and thus has strong ability to capture semantic information in natural language, which can be adopted to learn good query representations.

The Transformer encoder takes a sequence of tokens as input and outputs a sequence of their corresponding final embeddings, i.e., one embedding for each token. To feed the queries into the Transformer encoder, we tokenize each query into a sequence of tokens based on the WordPiece method [33]. Following the original BERT [9], for each query, we add a special token [CLS] at the beginning of the token sequence; thus the query  $q_i$  is denoted as:  $q_i = \{[CLS], c_1^i, \dots, c_t^i\}$ . Then, for each token in the query, we obtain its input embedding by summing its token embedding and position embedding. Here the token embedding indicates the semantic information of the token while the position embedding captures the position information of the token in the sequence. Both of them are dealt in the same way as in BERT [9]. We specifically denote the input embedding and output embedding for a token  $c_j^i$  in query  $q_i$  as  $\mathbf{E}_{c_j^i}$  and  $\mathbf{E}'_{c_j^i}$ , respectively. Formally, we summarize

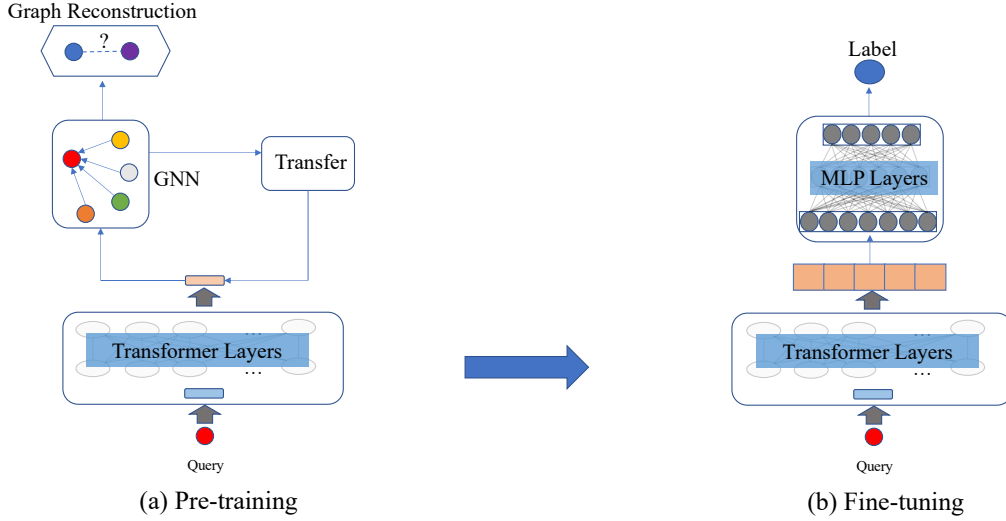


Figure 1: Illustration of pre-training and fine-tuning process.

the aforementioned process into the following formulation:

$$\{E'_{CLS^i}, E'_{c_1^i}, \dots, E'_{c_t^i}\} = \text{Transformer}(\{E_{CLS^i}, E_{c_1^i}, \dots, E_{c_t^i}\}). \quad (1)$$

Finally, we use the output embedding of the [CLS] token  $E'_{CLS^i}$  as the final embedding of the entire query. For convenience, we denote the final embedding output from the Transformer module for query  $q_i$  as  $H_i = E'_{CLS^i}$ .

### 3.2 The GNN Module

To capture the graph information in the query graph, we propose the GNN module which takes the query graph as input. The node's initial embedding is represented by the output embedding from the Transformer module for the specific query. The GNN module consists of several GNN layers, where each layer updates the node embedding by aggregating information from its neighborhood. Specifically, after the node embedding generated from the  $K$  layers, the GNN model is able to capture the  $K$ -hop neighborhood information of the corresponding nodes. Formally, the  $k$ -th GNN layer can be generally defined as follows:

$$\tilde{H}^k = \text{GNN}(A, \tilde{H}^{k-1}) \quad (2)$$

where  $\text{GNN}(\cdot)$  denotes a general GNN layer,  $A$  is the adjacency matrix and  $\tilde{H}^k \in \mathbb{R}^{n \times d_k}$  is the output embedding of all nodes in the  $k$ -th layer. We use  $\tilde{H}_i \in \mathbb{R}^{d_k}$  to denote the final output embedding of the node  $v_i$  from the GNN module after a total of  $K$  iterations, i.e.,  $\tilde{H}_i = \tilde{H}_i^K$ . Specifically, the node embedding is initialized with the output from the Transformer module, i.e.,  $\tilde{H}_i^0 = H_i$ .

In this paper, we adopt two representative GNN models, i.e., GCN [13] and GAT [31], to capture the query graph information, which we will briefly introduce next.

**3.2.1 Graph Convolutional Network.** GCN [13] is built based on a convolution-like operator to update the node embedding by aggregating information of neighboring nodes. Specifically, a  $k$ -th graph

convolutional layer can be defined as:

$$\tilde{H}_i^k = \sigma \left( \sum_{j \in \mathcal{N}_i} \frac{1}{\sqrt{m_i m_j}} W^{k-1} \tilde{H}_j^{k-1} \right) \quad (3)$$

where  $\mathcal{N}_i$  denotes the neighbors of node  $v_i$ , which includes node  $v_i$  itself,  $m_i$  is the degree of node  $v_i$ , i.e.,  $m_i = |\mathcal{N}_i|$ ,  $\sigma$  is a non-linear activation function, and  $W^{k-1} \in \mathbb{R}^{d_k \times d_{k-1}}$  is a weight matrix.

**3.2.2 Graph Attention Network.** GAT [31] proposes to aggregate neighboring information based on different contributions of nodes and make the contribution coefficients to be automatically learnable. The  $k$ -th layer of GAT is:

$$\tilde{H}_i^k = \sigma \left( \sum_{j \in \mathcal{N}(i)} \alpha_{ij} W^{k-1} \tilde{H}_j^{k-1} \right) \quad (4)$$

where  $W^{k-1} \in \mathbb{R}^{d_k \times d_{k-1}}$  is the learnable weight matrix,  $\alpha_{ij}$  is a learned normalized attention coefficient defined as follows:

$$\alpha_{ij} = \frac{\exp(\text{LR}(a^T [W^{k-1} \tilde{H}_i^{k-1} || W^{k-1} \tilde{H}_j^{k-1}]))}{\sum_{u \in \mathcal{N}(i)} \exp(\text{LR}(a^T [W^{k-1} \tilde{H}_i^{k-1} || W^{k-1} \tilde{H}_u^{k-1}]))} \quad (5)$$

where  $a \in \mathbb{R}^{2d_k}$  is a learnable weight vector and LR is the leaky ReLU function.

To preserve the graph information and train the GNN parameters, we use the output node embeddings from the GNN module to reconstruct the query graph. In particular, given two nodes  $v_i$  and  $v_j$ , we utilize their embeddings  $\tilde{H}_i$  and  $\tilde{H}_j$  learned by the GNN module to predict if they have a link in the query graph. The probability score  $s_{ij}$  of nodes  $v_i$  and  $v_j$  with a link is modeled as  $s_{ij} = \text{sigmoid}(\tilde{H}_i \cdot \tilde{H}_j)$ , where  $\text{sigmoid}(\cdot)$  is the sigmoid function. Then, the loss function of the graph reconstruction is defined as follows:

$$\mathcal{L}_{GNN} = - \sum_i \sum_{j \in (\mathcal{N}_i \cup \mathcal{N}'_i)} y_{ij} \log s_{ij} + (1 - y_{ij}) \log(1 - s_{ij}) \quad (6)$$

where  $y_{ij} = 1$  indicates that nodes  $v_i$  and  $v_j$  are connected in the query graph, and  $y_{ij} = 0$  otherwise.  $\mathcal{N}'_i$  is the set of negative samples that are not connected with node  $v_i$ , and  $|\mathcal{N}'_i| = |\mathcal{N}_i|$ .

### 3.3 The Transfer Module

The Transfer module is proposed to fuse the graph information captured by the GNN module to the Transformer module. In this module, we would like to minimize the gap between the GNN module and the Transformer module. To measure this gap, we use KL-divergence which constructs the distribution divergence between the prediction results of these two modules. Next, we give more details of this strategy.

Minimizing the KL divergence between prior and posterior distributions is demonstrated to be an effective way for knowledge transfer [16, 37]. Inspired by this, we treat the conditional probability distribution over the query graph edges derived from the Transformer module as a prior distribution, since it only utilizes query content, and treat the one obtained from the GNN module as a posterior distribution, for it involves additional information from user's search behaviors. Then we minimize the KL divergence between the two distributions. By approximating the prior distribution to the posterior distribution, the graph information captured by the GNN module can be transferred into the Transformer module. In the prior distribution, the conditional probability distribution over a query graph edge is defined as follows:

$$p(y_{ij}|\mathbf{H}_i, \mathbf{H}_j) = \text{sigmoid}(\mathbf{H}_i \cdot \mathbf{H}_j) \quad (7)$$

In the posterior distribution, the conditional probability distribution over a query graph edge is defined as follows:

$$\tilde{p}(y_{ij}|\tilde{\mathbf{H}}_i, \tilde{\mathbf{H}}_j) = \text{sigmoid}(\tilde{\mathbf{H}}_i \cdot \tilde{\mathbf{H}}_j) \quad (8)$$

We define a loss based on the Kullback-Leibler divergence to minimize the distance between these two distributions:

$$\mathcal{L}_{KL} = \sum_i \sum_{j \in (\mathcal{N}_i \cup \mathcal{N}_i^c)} \left( \tilde{p}(y_{ij}|\tilde{\mathbf{H}}_i, \tilde{\mathbf{H}}_j) \log \frac{\tilde{p}(y_{ij}|\tilde{\mathbf{H}}_i, \tilde{\mathbf{H}}_j)}{p(y_{ij}|\mathbf{H}_i, \mathbf{H}_j)} + (1 - \tilde{p}(y_{ij}|\tilde{\mathbf{H}}_i, \tilde{\mathbf{H}}_j)) \log \frac{1 - \tilde{p}(y_{ij}|\tilde{\mathbf{H}}_i, \tilde{\mathbf{H}}_j)}{1 - p(y_{ij}|\mathbf{H}_i, \mathbf{H}_j)} \right) \quad (9)$$

The prior and posterior distribution essentially predict if two nodes are connected based on embeddings from the Transformer module and the GNN module, respectively. Optimizing this loss potentially drives the Transformer module to achieve similar graph reconstruction performance with the GNN module. In other words, the Transformer module is able to naturally capture the graph information guided by the GNN module.

### 3.4 Pre-training Strategies

We propose two strategies for the pre-training process, i.e., stage-by-stage and joint training. In the stage-by-stage strategy, we separate the training processes of the Transformer module and the GNN module; while in the joint training strategy, the proposed modules are trained simultaneously. Next, we give more details about these two strategies.

**3.4.1 Stage-by-Stage.** In this strategy, we train the GNN module and the Transformer module alternately. The detailed algorithm of the stage-by-stage pre-training strategy is presented in Algorithm 1. We first initialize the Transformer module based on the traditional BERT Transformer encoder and the GNN module with random

values (Lines 1-2). Then we separate the training into the following 2 stages:

- **Training the GNN Module.** In this stage, we fix the parameters of the Transformer module and only train the GNN module. We first feed queries into the fixed Transformer module to generate embeddings by capturing query content (Line 10), which are then used as the input embeddings for the GNN module. After obtaining embeddings from the GNN module (Line 11), we update the GNN module by the loss function  $\mathcal{L}_{GNN}$  (Line 12).
- **Training the Transfer Module.** In this stage, we fix the GNN module and transfer the information captured by the GNN module from stage 1 into the Transformer module. Hence, the parameters in the Transformer module are all to be trained. Note that the GNN module in stage 2 is updated from stage 1 (Line 23). Depending on the strategy utilized in the information transfer module, the loss function in this stage is  $\mathcal{L}_{KL}$  (Line 24). When the training converges, the trained Transformer module in this stage can be used to build models for downstream tasks.

By repeating this 2-stage training process, we can extend the training process to more stages, and the Transformer module is enabled to gradually capture the graph information.

**3.4.2 Joint Training.** Another strategy is to train the whole pre-training architecture together. The loss function can be defined by combining two losses, i.e., the loss for the graph reconstruction task and the loss for the information Transfer module:

$$\mathcal{L}_J = \mathcal{L}_{GNN} + \lambda \mathcal{L}_{KL} \quad (10)$$

where  $\lambda$  is a pre-defined parameter to adjust the influence of the two losses. We further explore its sensitivity in the **Experiment** section. The training framework of the joint training strategy is similar to the stage-by-stage strategy, except for ways of updating the parameters.

We present its details in Algorithm 2. The initialization is the same as the stage-by-stage pre-training. Then we feed queries into the Transformer module to generate embeddings by capturing query content (Line 11), which are then used as the input embeddings for the GNN module. After obtaining embeddings from the GNN module (Line 12), we update the Transformer module and GNN module simultaneously (Lines 13).

## 4 EXPERIMENT

In this section, we validate our proposed pre-training framework through comprehensive experiments on query classification and query matching tasks, and present the experimental results with discussions and analyses.

### 4.1 Datasets and Downstream Tasks

For the pre-training task, the model is trained on a large query log data generated by a commercial search engine with millions of users. We collected the initial search log data within a week in the search engine. By going through some preprocessing procedures such as cyberporn filtering [14] and anti-spam, we construct a query graph which consists of 92, 413, 932 query nodes and 957, 210, 956 edges. The average degree of nodes is 21.

**Algorithm 1** The stage-by-stage pre-training strategy.

**Input:** The query graph  $\mathcal{G} = (\mathcal{V}, \mathcal{E})$   
**Output:** The graph enhanced Transformer

- 1: Initialize Transformer module parameters  $\theta_{Trans}^1 \leftarrow$  traditional BERT Transformer encoder parameters
- 2: Initialize GNN module parameters  $\theta_{GNN}^1 \leftarrow$  random values
- 3: **for**  $r \in [1, \dots, R]$  **do**
- 4:   # Stage 1: Train the GNN module:  $\theta_{GNN}^{r+1} \leftarrow \theta_{GNN}^r$
- 5:   **repeat**
- 6:     Sample nodes for training  $\mathcal{V}' \subset \mathcal{V}$
- 7:     **for**  $v_i \in \mathcal{V}'$  **do**
- 8:       Sample negative nodes for training  $\mathcal{N}'_i \subset \mathcal{V}$
- 9:       **for**  $v_j \in \mathcal{N}'_i$  **do**
- 10:          Get Transformer  $\{\theta_{Trans}^r\}$  representation:  $\mathbf{H}_i, \mathbf{H}_j$
- 11:          Get GNN module  $\{\theta_{GNN}^r\}$  representation:  $\tilde{\mathbf{H}}_i, \tilde{\mathbf{H}}_j$
- 12:          Update the GNN module by  $\mathcal{L}_{GNN}$  (Eq. (6))
- 13:       **end for**
- 14:     **end for**
- 15:   **until** Convergence
- 16:   # Stage 2: Train Transformer module:  $\theta_{Trans}^{r+1} \leftarrow \theta_{Trans}^r$
- 17:   **repeat**
- 18:     Sample nodes for training  $\mathcal{V}' \subset \mathcal{V}$
- 19:     **for**  $v_i \in \mathcal{V}'$  **do**
- 20:       Sample negative nodes for training  $\mathcal{N}'_i \subset \mathcal{V}$
- 21:       **for**  $v_j \in \mathcal{N}'_i$  **do**
- 22:          Get Transformer  $\{\theta_{Trans}^r\}$  representation:  $\mathbf{H}_i, \mathbf{H}_j$
- 23:          Get GNN module  $\{\theta_{GNN}^{r+1}\}$  representation:  $\tilde{\mathbf{H}}_i, \tilde{\mathbf{H}}_j$
- 24:          Update the Transformer module by  $\mathcal{L}_{KL}$  (Eq. (9))
- 25:       **end for**
- 26:     **end for**
- 27:   **until** Convergence
- 28: **end for**
- 29: **return**  $\theta_{Trans}^{r+1}$

**Algorithm 2** The joint training pre-training strategy.

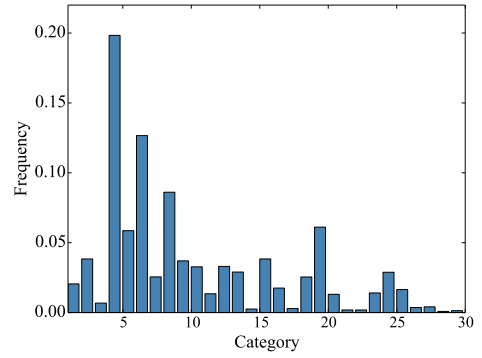
**Input:** The query graph  $\mathcal{G} = (\mathcal{V}, \mathcal{E})$   
**Output:** The graph enhanced Transformer module

- 1: Initialize Transformer module parameters  $\theta_{Trans}^1 \leftarrow$  traditional BERT Transformer encoder parameters
- 2: Initialize GNN module parameters  $\theta_{GNN}^1 \leftarrow$  random values
- 3: Initialize an iteration variable  $r \leftarrow 0$
- 4: **repeat**
- 5:   # Train the GNN module and Transformer module together
- 6:      $\theta_{GNN}^{r+1} \leftarrow \theta_{GNN}^r, \theta_{Trans}^{r+1} \leftarrow \theta_{Trans}^r$
- 7:     Update the iteration variable  $r \leftarrow r + 1$
- 8:     Sample nodes for training  $\mathcal{V}' \subset \mathcal{V}$
- 9:     **for**  $v_i \in \mathcal{V}'$  **do**
- 10:       Sample negative nodes for training  $\mathcal{N}'_i \subset \mathcal{V}$
- 11:       **for**  $v_j \in \mathcal{N}'_i$  **do**
- 12:          Get the Transformer  $\{\theta_{Trans}^r\}$  representation:  $\mathbf{H}_i, \mathbf{H}_j$
- 13:          Get the GNN module  $\{\theta_{GNN}^r\}$  representation:  $\tilde{\mathbf{H}}_i, \tilde{\mathbf{H}}_j$
- 14:          Update Both modules by the joint loss  $\mathcal{L}_J$  (Eq. (10))
- 15:       **end for**
- 16:     **end for**
- 17: **until** Convergence
- 18: **return**  $\theta_{Trans}^{r+1}$

The data statistics of the pretraining dataset and datasets for two query understanding tasks are shown in Table 2. Next we give more details about the two downstream tasks and their datasets:

**Table 2: Data statistics of the pre-training and downstream datasets. Note that #Query: the number of queries; #Query pair: the number of query pairs; #Edge: the number of edges; #Class: the total number of classes; and #Word: the average number of words per query.**

Tasks	#Query	# Query pair	#Edge	#Class	#Word
Pre-training	92,413,932	-	957,210,956	-	10.97
Query Classification	100,887	-	-	30	9.91
Query Matching	-	108,615	-	2	9.64



**Figure 2: The distribution of query categories in the query classification dataset.**

- **Query Classification** In the query classification task, each query is associated with labels such as music, education and video games. Our goal is to predict the label for those unlabeled query. Each sample in this task can be represented as  $\{q_i, l_i\}$ , where  $l_i$  is the corresponding label of query  $q_i$ . The dataset is imbalanced and its distribution is shown in Figure 2, where the x-axis denotes the category index and the y-axis represents their corresponding frequencies.
- **Query Matching** In the query matching task, we predict if the input query pairs have similar semantic meaning or not. Each sample in this task can be described as  $\{(q_i, q_j), l_{ij}\}$ , where  $l_{ij}$  denotes the label of the query pair  $(q_i, q_j)$ . Specifically,  $l_{ij}$  equals to 1 if these two queries have similar semantic meanings, otherwise,  $l_{ij} = 0$ . This dataset is balanced with 50% samples labeled as 1 and the other 50% labeled as 0.

To perform these two downstream tasks, we sample datasets from the search log of the search engine, and manually label the samples.

## 4.2 Baselines and Model Variants

Based on different strategies to perform the pre-training, various model variants are derived. We have two representative baselines based on the BERT model [9]. The first one is the BERT model which is directly used in the downstream task, and we denote it as **BERT**. The second one further trains on the query graph under the graph reconstruction task, and we denote it as **BERT+Q**. Namely, different from the **BERT**, **BERT+Q** further trains the BERT parameters on

the query graph. **BERT+Q** is a baseline to evaluate the effectiveness of the GNN module to capture query graph information.

We give more details of these two representative baselines together with model variants as follows:

- **BERT**: It's a baseline where we directly adopt the traditional bert-base-chinese<sup>1</sup> model to do the fine-tuning without pre-training on the query graph.
- **BERT+Q**: It's a baseline directly built upon **BERT**, which is further pre-trained on the query graph under the graph reconstruction task: the loss function has the same form as Eq.(6) and the probability score  $s_{ij}$  is generated based on the embeddings from the BERT rather than the GNN module.
- **GE-BERT-J**: A variant of the proposed model which jointly trains the all proposed modules.
- **GE-BERT-S**: A variant of the proposed model which uses the stage-by-stage pre-training strategy.

Note that there are two GNN models to extract the query graph information, i.e., GCN and GAT. We will report the performance of the variants of the proposed framework under both models.

### 4.3 Experimental Settings

We set learning rate as  $1e-6$  and batch size as 32 in pre-training tasks, and set learning rate as  $1e-5$  and batch size as 300 in downstream tasks. For all the downstream tasks, we utilize the Transformer module to build models. More specifically, we include an additional Multi-Layer Perceptron (MLP) model to take the query embeddings generated from the Transformer as input and produce the corresponding output for the downstream tasks. Specifically, for the query classification task, given a query, we first generate its embedding using the Transformer. Then, we feed this query embedding to a MLP with multiple layers for classification. For the query matching task, given two queries, we feed them into the Transformer to generate their embeddings. A shared MLP model is further utilized to refine these embeddings. We then calculate the inner product of the two refined query embeddings, which is projected by a sigmoid function to a scalar between 0 and 1. This score is utilized to perform the final prediction. For pre-training tasks, the number of stages in GE-BERT-S is set to be 4, and  $\lambda$  in GE-BERT-J is set to be 1. All experiments are conducted on Tesla V100 GPU with 32GB memory.

### 4.4 Performance on Query Classification

We adopt two different training/validation/test splits, i.e., 80%, 10%, 10% and 60%, 20%, 20% to perform the query classification task. We present the results with split of 80%, 10%, 10% in Table 3 and results with split of 60%, 20%, 20% in Table 4. Note that the classification performance is assessed by accuracy (or ACC), Precision, Recall and F1. From Table 3 and Table 4, we can make the following observations:

- BERT+Q outperforms BERT consistently under both settings, which demonstrates that incorporating query graph information can enhance Transformer to perform better for the query classification task.
- In general, the proposed GE-BERT variants achieve better performance than BERT+Q, which indicates that the GNN

**Table 3: Performance Comparison of the query classification task. The split of the dataset is 80%, 10%, 10% for training, validation and test, respectively.**

Methods		ACC	Precision	Recall	F1
BERT		0.6811	0.6329	0.5675	0.5877
BERT+Q		0.6890	0.6258	0.5874	0.5959
GAT-based	GE-BERT-J	0.6944	0.6275	0.5830	0.5958
	GE-BERT-S	0.7071	0.6342	0.5985	0.6096
GCN-based	GE-BERT-J	0.6977	0.6121	0.5778	0.5834
	GE-BERT-S	<b>0.7092</b>	<b>0.6507</b>	<b>0.6107</b>	<b>0.6192</b>

**Table 4: Performance Comparison of the query classification task. The split of the dataset is 60%, 20%, 20% for training, validation and test, respectively.**

Methods		ACC	Precision	Recall	F1
BERT		0.6728	0.5941	0.5604	0.5722
BERT+Q		0.6862	0.6162	0.5708	0.5863
GAT-based	GE-BERT-J	0.6897	0.6215	0.5702	0.5874
	GE-BERT-S	0.7033	<b>0.6308</b>	0.5835	0.5997
GCN-based	GE-BERT-J	0.6945	0.6292	0.5758	0.5923
	GE-BERT-S	<b>0.7034</b>	0.6227	<b>0.5978</b>	<b>0.6034</b>

module can capture the query graph information more effectively than pre-training with simple graph reconstruction task, which facilitates the performance. It also suggests that KL-divergence can indeed facilitate the process of transfer the information from the GNN module to the Transformer module.

In conclusion, via experiments, we can observe that (1) the query graph can help pre-training for the query classification task; and (2) the incorporation of the GNN module help to capture the query graph information more effectively.

### 4.5 Performance on Query Matching

As similar to the query classification task, we also adopt two different splits and present the results with the split 80%, 10%, 10% in Table 5 and the results with split of 60%, 20%, 20% in Table 6. The proposed pre-training model exploring the query graph obtains better performance in most cases. Therefore, similar conclusion can be drawn: query graph can help pre-training for the query matching task, and the incorporation of the GNN module is more effective to capture the query graph information than the simple graph reconstruction task.

Furthermore, GE-BERT achieves similar performance on the two splits for both query classification and query matching tasks. Without the loss of generality, we adopt the split 80%, 10%, 10% for the following experiments.

<sup>1</sup><https://github.com/google-research/bert>



**Table 5: Performance comparison of the query matching task. The split of the dataset is 80%, 10%, 10% for training, validation and test, respectively.**

Methods		ACC	Precision	Recall	F1
BERT		0.6228	0.7817	0.6277	0.5655
BERT+Q		0.6286	0.7853	0.6334	0.5739
GAT-based	GE-BERT-J	0.6425	0.7900	0.6471	0.5944
	GE-BERT-S	0.6427	0.7900	0.6473	0.5947
GCN-based	GE-BERT-J	<b>0.6462</b>	<b>0.7912</b>	<b>0.6508</b>	<b>0.5998</b>
	GE-BERT-S	0.6334	0.7869	0.6381	0.5811

**Table 6: Performance comparison of the query matching task. The split of the dataset is 60%, 20%, 20% for training, validation and test, respectively.**

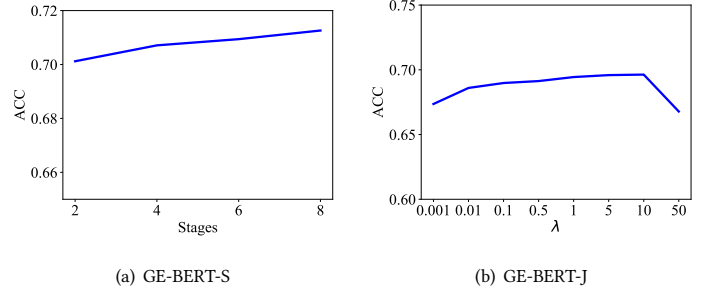
Methods		ACC	Precision	Recall	F1
BERT		0.6232	0.7825	0.6282	0.5661
BERT+Q		0.6254	0.7842	0.6303	0.5691
GAT-based	GE-BERT-J	0.6388	0.7887	0.6436	0.5891
	GE-BERT-S	0.6370	0.7881	0.6418	0.5865
GCN-based	GE-BERT-J	<b>0.6425</b>	<b>0.7899</b>	<b>0.6472</b>	<b>0.5944</b>
	GE-BERT-S	0.6312	0.7861	0.6317	0.5779

## 4.6 Ablation Study

In this subsection, we investigate if graph information can be captured better by training GE-BERT-S with more stages, and if the Transfer module transfer information effectively.

**4.6.1 More stages.** We compare the performance of GE-BERT-S with different stages on the query classification task, and the results are shown in Figure 3(a). We use GAT as the GNN module. A 2-stage training of GE-BERT-S can be seen as a learning block. When the training of the Transformer module converges, we use it as the start point to train the GNN module in the next learning block. By stacking multiple learning blocks, the GE-BERT-S is trained with multiple stages. From Figure 3(a), we can observe that when GE-BERT-S adopts the KL-divergence to transfer knowledge, it achieves better performance when the number of stages increases. It demonstrates that stacking more learning blocks has the potential to better capture the query graph information, and the KL-divergence facilitates the information transferring process effectively.

**4.6.2 Without the Transfer module.** We compare the performance of GE-BERT-J with different transfer strategies on the query classification task. The results are shown in Table 7, where WO\_Transfer denotes a GE-BERT-J variant by excluding the Transfer module. From the table, we can observe that two WO\_Transfer variants behave worst in the corresponding GAT-based and GCN-based cases. In particular, GE-BERT-J with KL-divergence achieves 4.5% improvement in terms of F1 when adopting the GAT module, and 9.1% improvement in terms of Recall when adopting the GCN module. It demonstrates the usefulness and effectiveness of the Transfer

**Figure 3: (a): Comparison results of query classification with more stages in GE-BERT-S. (b): Query classification results by varying  $\lambda$  in GE-BERT-J.****Table 7: Comparison results of GE-BERT-J based on different transfer strategies on the query classification task.**

Methods		ACC	Precision	Recall	F1
GAT-based	WO_Transfer	0.6651	0.6070	0.5580	0.5699
	KL	<b>0.6944</b>	<b>0.6275</b>	<b>0.5830</b>	<b>0.5958</b>
GCN-based	WO_Transfer	0.6562	0.5891	0.5296	0.5473
	KL	<b>0.6977</b>	<b>0.6121</b>	<b>0.5778</b>	<b>0.5834</b>

module to transfer information from the GNN module into the Transformer module.

## 4.7 Parameter Analysis

In this subsection, we evaluate how the parameter  $\lambda$  affects the performance of GE-BERT-J by varying its value in  $\{0.001, 0.01, 0.1, 0.5, 1, 5, 10, 50\}$  on the query classification task. The results are shown in Figure 3(b). We use GAT as the GNN module. From the figure, we observe that the performance of GE-BERT-J with the KL-divergence increases when  $\lambda$  increases from 0.001 to 10. GE-BERT-J achieves the worst performance when  $\lambda = 50$ . It suggests that the query graph information captured by the GNN module might not be sufficient when  $\lambda$  becomes larger. When we set  $\lambda$  too large, the loss for the Transfer module dominates the entire loss. In this case, the GNN module might not be well trained and fail to capture enough meaningful information from the query graph to be transferred to the Transformer module, which potentially leads to the performance drop.

## 4.8 Case Study

In this subsection, we investigate if the performance of pre-training graph reconstruction task in the GNN module is related to that of the downstream query understanding task. We use GAT as the GNN module. Results are shown in Figure 4. Specifically, in addition to the original *inner product* based link reconstruction (i.e., we use inner product to generate the score  $s_{ij}$  in Eq. (6)), we investigate another model variant, which uses MLP to perform the link reconstruction task. In the MLP case, we first concatenate the embeddings of two nodes, and then feed the concatenated embedding into MLP



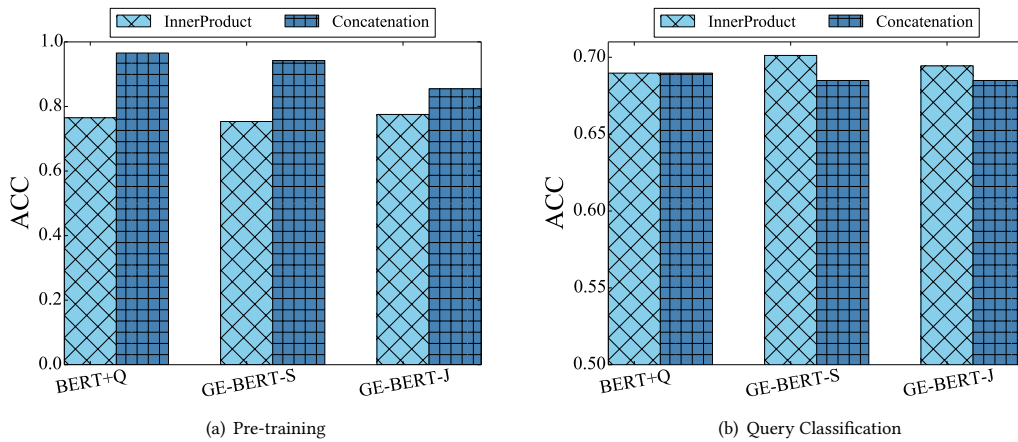


Figure 4: Pre-training and query classification results in terms of ACC.

layers to generate a score. For both the inner product and MLP methods, we use the Transfer module based on the KL divergence. Intuitively, the MLP based model has a higher capability than the inner product model. Hence, as shown in Figure 4(a), the one with MLP (denoted as “Concatenation” in the figure) achieves better link reconstruction performance. However, after fine-tuning for the query classification task, the one with MLP performs worse than the one with inner product. Thus, good performance of the pre-training task does not necessarily indicates good performance of the downstream query understanding task. This is probably because a stronger model (such as MLP) may capture the query graph information itself, which makes the embeddings contain less query graph information.

## 5 CONCLUSION

In this paper, we introduce GE-BERT, a novel pre-training framework preserving both the semantic information and query graph information, which is further fine-tuned in the query understanding tasks. Specifically, we devise three modules: a Transformer module for extracting the semantic information of query content, a GNN module for capturing the query graph information, and a Transfer module to transfer the graph information from the GNN module to the Transformer module. To train the proposed model GE-BERT, two different strategies are proposed: stage-by-stage strategy by separating the training of the Transformer module and the GNN module, and joint training by training all modules simultaneously. Comprehensive experiments in two query understanding tasks demonstrate the superiority of GE-BERT compared with the state-of-the-art methods. In the future, we aim to apply GE-BERT to advance more query understanding tasks.

## REFERENCES

- [1] Aris Anagnostopoulos, Luca Becchetti, Carlos Castillo, and Aristides Gionis. 2010. An optimization framework for query recommendation. In *Proceedings of the third ACM international conference on Web search and data mining*. 161–170.
- [2] Steven M Beitzel, Eric C Jensen, Ophir Frieder, David D Lewis, Abdur Chowdhury, and Aleksander Kolcz. 2005. Improving automatic query classification via semi-supervised learning. In *Fifth IEEE International Conference on Data Mining (ICDM'05)*. IEEE, 8–pp.
- [3] Andrei Z Broder, Marcus Fontoura, Evgeniy Gabrilovich, Amruta Joshi, Vanja Josifovski, and Tong Zhang. 2007. Robust classification of rare queries using web knowledge. In *Proceedings of the 30th annual international ACM SIGIR conference on Research and development in information retrieval*. 231–238.
- [4] Joan Bruna, Wojciech Zaremba, Arthur Szlam, and Yann LeCun. 2014. Spectral Networks and Locally Connected Networks on Graphs. In *2nd International Conference on Learning Representations, ICLR 2014, Banff, AB, Canada, April 14–16, 2014, Conference Track Proceedings*.
- [5] Huanhuan Cao, Derek Hao Hu, Dou Shen, Daxin Jiang, Jian-Tao Sun, Enhong Chen, and Qiang Yang. 2009. Context-aware query classification. In *Proceedings of the 32nd international ACM SIGIR conference on Research and development in information retrieval*. 3–10.
- [6] Qian Chen, Zhu Zhuo, and Wen Wang. 2019. Bert for joint intent classification and slot filling. *arXiv preprint arXiv:1902.10909* (2019).
- [7] Michaël Defferrard, Xavier Bresson, and Pierre Vandergheynst. 2016. Convolutional Neural Networks on Graphs with Fast Localized Spectral Filtering. In *Advances in Neural Information Processing Systems 29: Annual Conference on Neural Information Processing Systems 2016, December 5–10, 2016, Barcelona, Spain*. 3837–3845.
- [8] Hongbo Deng, Irwin King, and Michael R Lyu. 2009. Entropy-biased models for query representation on the click graph. In *Proceedings of the 32nd international ACM SIGIR conference on Research and development in information retrieval*. 339–346.
- [9] Jacob Devlin, Ming-Wei Chang, Kenton Lee, and Kristina Toutanova. 2019. BERT: Pre-training of Deep Bidirectional Transformers for Language Understanding. In *Proceedings of the 2019 Conference of the North American Chapter of the Association for Computational Linguistics: Human Language Technologies, NAACL-HLT 2019, Minneapolis, MN, USA, June 2–7, 2019, Volume 1 (Long and Short Papers)*. 4171–4186.
- [10] William L. Hamilton, Zhitaoying, and Jure Leskovec. 2017. Inductive Representation Learning on Large Graphs. In *Advances in Neural Information Processing Systems 30: Annual Conference on Neural Information Processing Systems 2017, December 4–9, 2017, Long Beach, CA, USA*. 1024–1034.
- [11] Po-Sen Huang, Xiaodong He, Jianfeng Gao, Li Deng, Alex Acero, and Larry Heck. 2013. Learning deep structured semantic models for web search using clickthrough data. In *Proceedings of the 22nd ACM international conference on Information & Knowledge Management*. 2333–2338.
- [12] Shan Jiang, Yuening Hu, Changsung Kang, Tim Daly Jr, Dawei Yin, Yi Chang, and Chengxiang Zhai. 2016. Learning query and document relevance from a web-scale click graph. In *Proceedings of the 39th International ACM SIGIR conference on Research and Development in Information Retrieval*. 185–194.
- [13] Thomas N. Kipf and Max Welling. 2017. Semi-Supervised Classification with Graph Convolutional Networks. In *5th International Conference on Learning Representations, ICLR 2017, Toulon, France, April 24–26, 2017, Conference Track Proceedings*.
- [14] Lung-Hao Lee and Hsin-Hsi Chen. 2012. Mining search intents for collaborative cyberporn filtering. *Journal of the American Society for Information Science and Technology* 63, 2 (2012), 366–376.

- [15] Hang Li and Jun Xu. 2014. Semantic matching in search. *Foundations and Trends in Information retrieval* 7, 5 (2014), 343–469.
- [16] Rongzhong Lian, Min Xie, Fan Wang, Jinhua Peng, and Hua Wu. 2019. Learning to select knowledge for response generation in dialog systems. *arXiv preprint arXiv:1902.04911* (2019).
- [17] Xiaowei Liu, Weiwei Guo, Huiji Gao, and Bo Long. 2020. Deep Search Query Intent Understanding. *CoRR abs/2008.06759* (2020).
- [18] Yinhan Liu, Myle Ott, Naman Goyal, Jingfei Du, Mandar Joshi, Danqi Chen, Omer Levy, Mike Lewis, Luke Zettlemoyer, and Veselin Stoyanov. 2019. Roberta: A robustly optimized bert pretraining approach. *arXiv preprint arXiv:1907.11692* (2019).
- [19] Qiaozhu Mei, Dengyong Zhou, and Kenneth Church. 2008. Query suggestion using hitting time. In *Proceedings of the 17th ACM conference on Information and knowledge management*. 469–478.
- [20] Tomas Mikolov, Ilya Sutskever, Kai Chen, Greg Corrado, and Jeffrey Dean. 2013. Distributed representations of words and phrases and their compositionality. *arXiv preprint arXiv:1310.4546* (2013).
- [21] Agnès Mustar, Sylvain Lamprier, and Benjamin Piwowarski. 2020. Using BERT and BART for Query Suggestion. In *Joint Conference of the Information Retrieval Communities in Europe*, Vol. 2621. CEUR-WS. org.
- [22] Jeffrey Pennington, Richard Socher, and Christopher D Manning. 2014. Glove: Global vectors for word representation. In *Proceedings of the 2014 conference on empirical methods in natural language processing (EMNLP)*. 1532–1543.
- [23] Matthew E Peters, Mark Neumann, Mohit Iyyer, Matt Gardner, Christopher Clark, Kenton Lee, and Luke Zettlemoyer. 2018. Deep contextualized word representations. *arXiv preprint arXiv:1802.05365* (2018).
- [24] Alec Radford, Karthik Narasimhan, Tim Salimans, and Ilya Sutskever. 2018. Improving language understanding by generative pre-training. (2018).
- [25] Prajit Ramachandran, Peter J Liu, and Quoc V Le. 2016. Unsupervised pretraining for sequence to sequence learning. *arXiv preprint arXiv:1611.02683* (2016).
- [26] Dou Shen, Rong Pan, Jian-Tao Sun, Jeffrey Junfeng Pan, Kangheng Wu, Jie Yin, and Qiang Yang. 2006. Query enrichment for web-query classification. *ACM Transactions on Information Systems (TOIS)* 24, 3 (2006), 320–352.
- [27] Yangyang Shi, Kaisheng Yao, Le Tian, and Daxin Jiang. 2016. Deep LSTM based feature mapping for query classification. In *Proceedings of the 2016 conference of the North American chapter of the association for computational linguistics: Human language technologies*. 1501–1511.
- [28] Chi Sun, Xipeng Qiu, Yige Xu, and Xuanjing Huang. 2019. How to fine-tune BERT for text classification?. In *China National Conference on Chinese Computational Linguistics*. Springer, 194–206.
- [29] Yu Sun, Shuohuan Wang, Yukun Li, Shikun Feng, Xuyi Chen, Han Zhang, Xin Tian, Danxiang Zhu, Hao Tian, and Hua Wu. 2019. Ernie: Enhanced representation through knowledge integration. *arXiv preprint arXiv:1904.09223* (2019).
- [30] Ashish Vaswani, Noam Shazeer, Niki Parmar, Jakob Uszkoreit, Llion Jones, Aidan N Gomez, Lukasz Kaiser, and Illia Polosukhin. 2017. Attention is all you need. *arXiv preprint arXiv:1706.03762* (2017).
- [31] Petar Velickovic, Guillem Cucurull, Arantxa Casanova, Adriana Romero, Pietro Liò, and Yoshua Bengio. 2018. Graph Attention Networks. In *6th International Conference on Learning Representations, ICLR 2018, Vancouver, BC, Canada, April 30 - May 3, 2018, Conference Track Proceedings*. OpenReview.net.
- [32] Bin Wu, Chenyan Xiong, Maosong Sun, and Zhiyuan Liu. 2018. Query suggestion with feedback memory network. In *Proceedings of the 2018 World Wide Web Conference*. 1563–1571.
- [33] Yonghui Wu, Mike Schuster, Zhifeng Chen, Quoc V Le, Mohammad Norouzi, Wolfgang Macherey, Maxim Krikun, Yuan Cao, Qin Gao, Klaus Macherey, et al. 2016. Google’s neural machine translation system: Bridging the gap between human and machine translation. *arXiv preprint arXiv:1609.08144* (2016).
- [34] Hebin Yang, Qinmin Hu, and Liang He. 2015. Learning topic-oriented word embedding for query classification. In *Pacific-Asia Conference on Knowledge Discovery and Data Mining*. Springer, 188–198.
- [35] Zhilin Yang, Zihang Dai, Yiming Yang, Jaime Carbonell, Ruslan Salakhutdinov, and Quoc V Le. 2019. Xlnet: Generalized autoregressive pretraining for language understanding. *arXiv preprint arXiv:1906.08237* (2019).
- [36] Wenhao Yu, Lingfei Wu, Yu Deng, Ruchi Mahindru, Qingkai Zeng, Sinem Guven, and Meng Jiang. 2020. A Technical Question Answering System with Transfer Learning. In *Proceedings of the 2020 Conference on Empirical Methods in Natural Language Processing: System Demonstrations*. 92–99.
- [37] Haolan Zhan, Hainan Zhang, Hongshen Chen, Lei Shen, Yanyan Lan, Zhuoye Ding, and Dawei Yin. 2020. User-Inspired Posterior Network for Recommendation Reason Generation. In *Proceedings of the 43rd International ACM SIGIR Conference on Research and Development in Information Retrieval*. 1937–1940.
- [38] Shi Zhao and Yan Zhang. 2014. Tailor knowledge graph for query understanding: linking intent topics by propagation. In *Proceedings of the 2014 Conference on Empirical Methods in Natural Language Processing (EMNLP)*. 1070–1080.
- [39] Zhi Zheng, Kai Hui, Ben He, Xianpei Han, Le Sun, and Andrew Yates. 2020. BERT-QE: contextualized query expansion for document re-ranking. *arXiv preprint arXiv:2009.07258* (2020).
- [40] Sanduo Zhou, Kefei Cheng, and Lijun Men. 2017. The survey of large-scale query classification. In *AIP Conference Proceedings*, Vol. 1834. AIP Publishing LLC, 040045.