

Receding Neuron Importances for Structured Pruning

Mihai Suteu¹ Yike Guo¹

Abstract

Structured pruning efficiently compresses networks by identifying and removing unimportant neurons. While this can be elegantly achieved by applying sparsity-inducing regularisation on BatchNorm parameters, an L1 penalty would shrink all scaling factors rather than just those of superfluous neurons. To tackle this issue, we introduce a simple BatchNorm variation with bounded scaling parameters, based on which we design a novel regularisation term that suppresses only neurons with low importance. Under our method, the weights of unnecessary neurons effectively recede, producing a polarised bimodal distribution of importances. We show that neural networks trained this way can be pruned to a larger extent and with less deterioration. We one-shot prune VGG and ResNet architectures at different ratios on CIFAR and Imagenet datasets. In the case of VGG-style networks, our method significantly outperforms existing approaches particularly under a severe pruning regime.

1. Introduction

Modern deep neural network architectures (Simonyan & Zisserman, 2014; He et al., 2016) achieve state-of-the-art performance but require significant computational resources which makes their deployment onto edge devices difficult. Even though it has been shown that it is possible to train less over-parametrised models from scratch and obtain a similar performance (Frankle & Carbin, 2018), it remains a non-trivial task to actually find such a winning subnetwork.

In this work, we focus on structured one-shot pruning as a means to network compression which is typically composed of three stages – i) training a large model to convergence, ii) removing parameters with low importance, and iii) fine-tuning the remaining network. Unstructured pruning, which works on a weight level (Yang et al., 2019; Frankle

& Carbin, 2018), can remove a much higher number of parameters without affecting performance but produces sparse weight matrices which cannot be efficiently utilised without specialised hardware (Han et al., 2016). Structured pruning on the other hand removes entire neurons, thus finding efficient structures akin to an implicit architecture search (Liu et al., 2018).

Structured pruning methods attribute an importance score to each neuron, which enables their ranking and ultimately the decision of which to dispose (Li et al., 2016; Molchanov et al., 2016a). To this end, BatchNorm layers (Ioffe & Szegedy, 2015) become very appealing as they explicitly learn parameters that uniformly scale the outputs of each neuron. The scaling parameter can be used as a proxy for the importance a network attributes to a neuron, as a value of zero would effectively suppress an output. Furthermore, one can regularise these layers such that neuron level sparsity is obtained during training whilst maintaining classification performance (Liu et al., 2017; Zhuang et al., 2020). These methods typically define neuron importance as the absolute value of its scaling parameter, an approach which limits the design of regularisers. Because the measure is only half-bounded one cannot easily define levels of importance without looking at the overall distribution - making it difficult to target specific neurons. An example is the L1 regulariser (Liu et al., 2017) which shrinks all parameters with a constant gradient, even ones with high importance. Ideally, one would design a regulariser which creates sparsity by only shrinking unimportant neurons, leaving the others untouched.

In this work, we create such a regulariser and show it outperforms existing approaches at a rate that increases with the amount of neurons pruned. Our contributions are two-fold: we first introduce a simple variation of BatchNorm, which linearly transforms channels using bounded scalars. This layer maintains the same performance as the original, while offering a bounded importance score for neurons. Building on this measure we then define a novel regularisation, focused on shrinking only neurons with lesser weight, by having its gradient decay exponentially for higher importances. Our method significantly outperforms related approaches for VGG models, and we show that severe degradation can be attributed to over-pruning early layers of the network.

¹Data Science Institute, Imperial College London, United Kingdom. Correspondence to: Mihai Suteu <m.suteu16@imperial.ac.uk>.

2. Related Work

Neural network compression through pruning is most commonly divided into structured and unstructured approaches. Unstructured pruning has gained a lot of attention in recent years: (Frankle & Carbin, 2018) as it challenges conventional wisdom over the role of over-parametrisation and weight initialisation in the optimisation of deep neural networks (Frankle et al., 2020). While these methods can achieve superior theoretical compression rates (Renda et al., 2020), their use remains impractical without specialised hardware that can take advantage of sparsity (Han et al., 2016). Structured pruning on the other hand removes entire neurons from an architecture thus achieving real memory and computational efficiencies (Liu et al., 2018).

At the heart of structured pruning lies the task of identifying unimportant neurons to remove from a network. Quantifying importance can be based on numerous criteria including filter norms (Li et al., 2016; He et al., 2018), reconstruction errors (He et al., 2017; Luo et al., 2017; Molchanov et al., 2016b; Yu et al., 2018), redundancy (He et al., 2019; Suau et al., 2020; Wang et al., 2018) and BatchNorm parameters (Liu et al., 2017; Zhuang et al., 2020). Our work belongs in the latter category as we focus on deriving an importance score solely based on channel scaling parameters.

In addition to defining importance measures, one can add regularisation during training to nudge networks into utilising their capacity more sparingly. Most relevant to our work are methods which apply sparsity regularisations on BatchNorm parameters (Liu et al., 2017; Zhuang et al., 2020). The most popular approach is Network Slimming (Liu et al., 2017), which constrains the BatchNorm scaling parameters using the L1 penalty. A drawback of this method is that it shrinks all parameters with an equal gradient irrespective of their importance. This issue is also addressed by (Zhuang et al., 2020) who propose a regulariser that explicitly maximises the polarisation of the BatchNorm scaler distribution. While the method effectively increases the margin between important and unimportant neurons, it does so by both shrinking and expanding weights. Another method designed for non-linear shrinking is (Yang et al., 2019), who propose the ratio of the L1 and L2 norms as a sparsity regulariser. Even though this method is not based on BatchNorm, but is targeted at filter weights, we include it in our comparison as it has a similar motivation to our work.

From a point of view of how to prune a network there are several strategies one can employ, each with varying degree of complexity and hyper-parameters. The most popular method, and the one used in this work, is one-shot pruning (Li et al., 2016; Zhuang et al., 2020; Yang et al., 2019) where all desired neurons are removed at once after which the remaining network is fine-tuned to regain its lost performance. Iterative pruning (Han et al., 2015) periodically

removes a group of neurons, fine-tunes and then repeats the process until a target pruning ratio is met. More recent works aim to minimise overall training time by eliminating the need to fine-tune (Chen et al., 2021) or prune models after initialisation in a data-free manner (Lee et al., 2018; Wang et al., 2020).

3. Sigmoid BatchNorm

We introduce a variation of BatchNorm, which uses a single learnable parameter per channel and offers a bounded importance score for filters, without impacting performance. In its original formulation, BatchNorm (Ioffe & Szegedy, 2015) first normalises each input channel x using batch statistics mean μ_B and standard deviation σ_B , then applies an affine transformation using learnable parameters γ and β .

$$BN(x, \gamma, \beta) = \gamma \frac{x - \mu_B}{\sqrt{\sigma_B^2 + \epsilon}} + \beta, \quad (1)$$

While BatchNorm has become ubiquitous in Deep Learning, the reasons behind its effectiveness are not fully understood (Santurkar et al., 2018). The proliferation of BatchNorm variations (Ba et al., 2016; Wu & He, 2018; Ulyanov et al., 2016) suggests its benefits arise from normalising activations rather than the affine transformation following it. We empirically show that the transformation can be replaced to be linear without loss of performance.

We look at the empirical distributions of BatchNorm parameters to understand the effects of the affine transformation. While the scale γ and offset β are unbounded, in practice, these will be suppressed due to weight decay. We can observe this in pre-trained models. Figure 1 shows the parameter distributions for all BatchNorm layers of a VGG-19 (Simonyan & Zisserman, 2014) and ResNet-50 (He et al., 2016) model. We can see that the BatchNorm parameters in both networks are well aligned: almost all $\gamma \in [0, 1]$, while a large proportion of β are concentrated around 0.

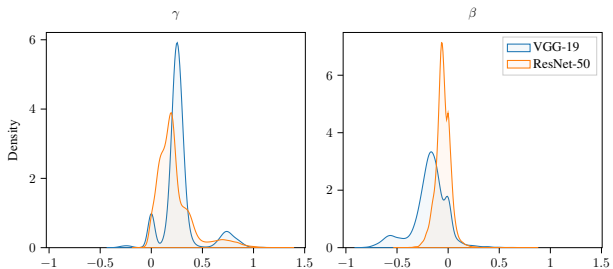


Figure 1: Distribution of parameters across all BatchNorm layers of pre-trained models available in PyTorch (Paszke et al., 2017). The scale γ is predominantly in the interval $[0, 1]$, while the offset β concentrates around 0.

Because BatchNorm operates on a channel level, it is of particular interest to structured pruning, as it offers a natural place to look for measures that quantify filter importance. In line with our observation about the distribution of β , previous approaches (Liu et al., 2017; Zhuang et al., 2020) define filter importance as the magnitude of γ and ignore the offset. While this has proven to work in practice, one could argue it would be desirable to construct an importance score that incorporates all the information available. Additionally, the utility of such a measure could be greatly improved if it would be bounded - offering a better understanding by knowing the minimum and maximum importance a filter could have.

Given the aforementioned considerations, we propose a simple alteration to BatchNorm, termed σBN , which keeps the normalisation scheme, but changes the channel transformation to use a bounded scaling parameter. We remove the offset β and bound the scale parameter by applying the sigmoid function to γ before multiplication:

$$\sigma BN(x, \gamma) = \sigma(\gamma) \frac{x - \mu_B}{\sqrt{\sigma_B^2 + \epsilon}}, \quad (2)$$

$$\text{where } \sigma(\gamma) = \frac{1}{1 + e^{-\gamma}}$$

Table 1 shows the performance of vanilla BatchNorm compared with our variation σ BatchNorm. There is no significant loss in accuracy for either model on CIFAR. However, we now have a BatchNorm layer that uses a single, bounded parameter to quantify the importance of a filter. We will use this property to decide which filters to suppress and ultimately prune.

CIFAR10	BN	σ BN	CIFAR100	BN	σ BN
VGG-16	93.53	93.43	VGG-16	73.22	73.27
ResNet-56	93.55	93.34	ResNet-56	71.69	71.63

Table 1: No significant difference in classification accuracy can be seen between models trained with vanilla BatchNorm layers or the σBN variation.

4. Receding Neuron Importance

Structured pruning aims to compress a network by identifying and removing unimportant neurons. We define θ to be the parameters of a neural network and refer to the subset associated with BatchNorm as θ^{BN} . Let $I(\theta_i)$ be a measure of importance for neuron i , which can be computed from any model parameters associated with that neuron, such as its filters in convolutional layers (Li et al., 2016; Yang et al., 2019). In BatchNorm based pruning, I is derived only from θ^{BN} , and is commonly defined as $I(\theta_i^{BN}) = |\gamma_i|$ (Liu et al.,

2017; Zhuang et al., 2020). In this paper we use the measure induced by our σBN layer such that $I(\theta_i^{BN}) = \sigma(\gamma_i)$. As in previous work, we want to solve the following risk minimisation problem:

$$\min_{\theta} \frac{1}{N} \mathcal{L}(\theta, X) + \lambda \mathcal{R}(\theta) + \lambda_S \mathcal{R}_S(\theta^{BN}) \quad (3)$$

where $X = \{x_i, y_i\}_{i=1}^N$ is a labelled dataset with N training samples, and λ, λ_S are scalar weightings for the regularisation terms \mathcal{R} and \mathcal{R}_S . $\mathcal{R}(\theta)$ is a regularisation loss over all network parameters, such as weight decay, while \mathcal{R}_S is targeted only at BatchNorm parameters. The purpose of \mathcal{R}_S is to condition θ^{BN} such that I exhibits the following property during pruning:

$$\mathcal{L}(\theta \setminus \{\theta_i\}, X) > \mathcal{L}(\theta \setminus \{\theta_j\}, X), \quad \text{if } I(\theta_i) < I(\theta_j)$$

Such a property creates an ordering which ensures that removing a neuron with lower importance will have less impact on model performance, than removing an important one. If chosen carefully, removing superfluous neurons should not have any significant impact at all.

Generally we want \mathcal{R}_S to induce sparsity over θ^{BN} such that outputs of unimportant neurons are entirely suppressed during training. Pruning such a network would result in less damage and consequently a quicker recovery during fine-tuning. The typical choice of \mathcal{R}_s is the L1 norm, which shrinks all scaling parameters with a constant gradient. Such a regularisation strategy simultaneously suppresses both important and unimportant neurons with equal weighting. We show that a better regularisation term can be designed by focusing on suppressing unimportant neurons, whilst leaving important ones untouched. Without an idea of bounds for $I(\theta^{BN})$ it is difficult to decide on a threshold between important and unimportant neurons. Using the importance measure from our σBN layers we propose a regularisation loss whose strength decays exponentially as $I(\theta^{BN})$ reaches its maximum. We introduce the Receding Neuron Importance regularisation (RNI) on batch normalisation parameters γ :

$$\mathcal{R}_s(\gamma, b) = \sigma(\gamma + b) \cdot (1 - \log(\sigma(\gamma + b))), \quad (4)$$

$$\text{with } \nabla_{\sigma(\gamma+b)} = -\log(\sigma(\gamma + b))$$

The hyper-parameter b controls the range defining which neuron importances to target. Its effects can be visualised in Figure 2 (Left): b shifts the peak of the gradient after which an exponential decay occurs. As b increases only neurons with lesser importance are affected by the regularisation. With the weights of such neurons receding towards zero, the final distribution of importances will have a polarised bimodal shape - only important and zero-weight neurons will be left (Right).

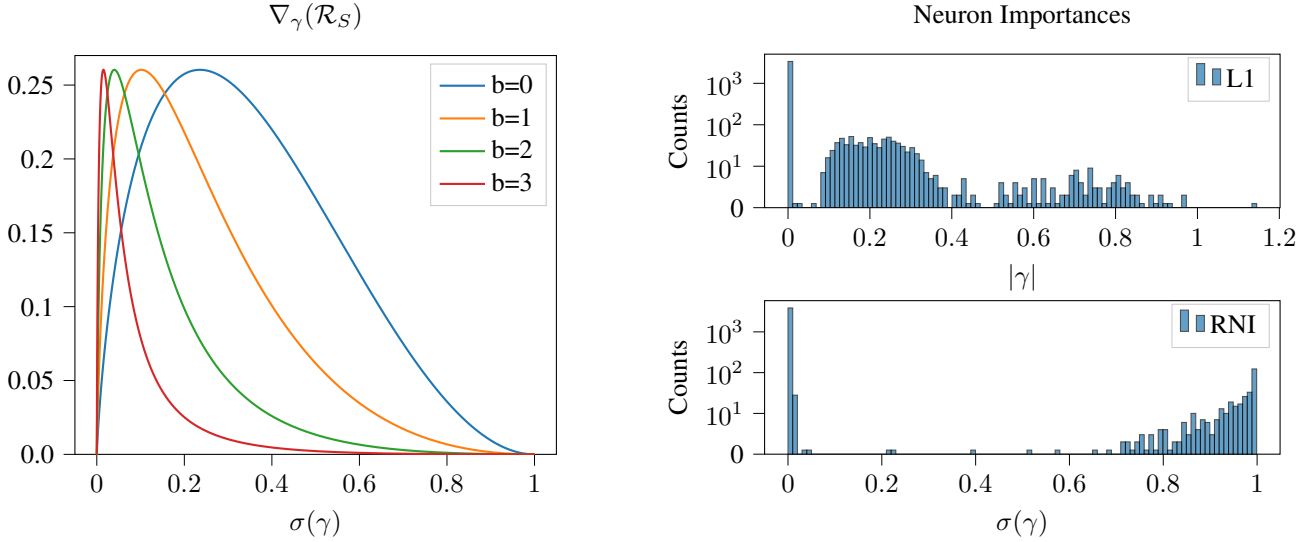


Figure 2: Left: The gradient of the RNI loss with respect to γ for different hyper-parameter choices. b shifts the peak of the gradient which affects the range of importances at which the regulariser will start suppressing neurons. Right: Histograms of neuron importances after using L1 or RNI regularisation.

5. Experiments

In this section, we will evaluate our sparsity regularisation under a one-shot pruning setting on the CIFAR10/100 and ImageNet datasets using VGG and ResNet models. In most structured pruning literature evaluation is performed only under relatively benign pruning ratios, which mostly preserve the performance of the original model and can make it difficult to compare related methods. In our evaluations we observe that the difference between approaches becomes noticeable when pruning ratios are increased. Under more inauspicious circumstances we show that our method outperforms existing state-of-the-art approaches and can, in some instances, significantly mitigate the detrimental effects of severe pruning. We also compare the pruned VGG/ResNet networks with similarly sized MobileNetV2 models and show that pruning outperforms these compact architectures.

5.1. Experimental Setup

Pruning. Under a one-shot pruning scenario, a model is trained, then pruned and subsequently fine-tuned to recuperate performance. An appropriate regularisation strength is selected such that it does not impede training while also producing enough sparsity to prune the desired amount of neurons. For practical reasons we train a model only once and then evaluate it under several pruning ratios. We prune networks in a global fashion, removing filters based on their importance score and without regard to the resulting distribution over the layers. To avoid the pruning of all neurons within a layer, a minimum of three filters will be preserved. While this avoids the extreme case of layer collapse, if a

method disproportionately prunes the neurons of a single layer it could still irreparably damage the network. From a technical perspective, pruning the filters of a layer changes its parameter count but also that of the following layer, since the expected input dimensionality has changed. While this has no further implications for VGG style architectures, it does pose some challenges for networks with residual connections. Similar to related works, in order to avoid mismatched dimensions in ResNets, we do not prune skip connections or the last layer in residual connections.

Related Methods. We compare our approach with L1 Slimming (Liu et al., 2017), Polarization Regularisation (Zhuang et al., 2020), Deep Hoyer (Yang et al., 2019) and Uniform Channel Scaling (UCS) (Zhuang et al., 2020). The same experimental settings are used for all methods during training, pruning and fine-tuning. An exception is the UCS baseline, which does not use any sparsity regularisation and prunes in a local manner by removing the same percentage of filters across all layers. All networks of related approaches are built using vanilla BatchNorm, and with the same initialisation scheme as (Liu et al., 2017). Models trained with σ BatchNorm layers are initialised with γ drawn from a standard Normal distribution and will not use weight decay during training. The learning rate of σ BatchNorm is set to be higher by factor of 10 than that of the rest of the network - we found this to help with polarisation.

Hyper-parameters. The same settings as (Liu et al., 2017) are used for the CIFAR10 and CIFAR100 datasets. VGG-16 and ResNet-56 models are both trained and fine-tuned for 160 epochs, with the same learning rate schedule and with

a batch size of 64. Models are optimised using SGD with momentum, weight decay of 10^{-4} and an initial learning rate of 10^{-1} which reduces stepwise by a factor of 10^{-1} at epochs 80 and 120. The respective sparsity regularisations are applied on all layers of the models. Datasets are augmented using only random crops and horizontal flips. On ImageNet, we evaluate methods on the ResNet-50 bottleneck architecture and regularise only its prunable layers. Models are trained for 90 epochs and fine-tuned for 30, using a batch size of 512. The initial learning rate is 10^{-1} for training and 10^{-2} for fine-tuning, and is scheduled to decrease after 1/3 and 2/3 of the respective training time. For our RNI experiments the following hyper-parameters are used: $\lambda_S = 10^{-3}$, $b = 3$ for VGG-16, $\lambda_S = 10^{-4}$, $b = 0$ for ResNet-56, and $\lambda_S = 10^{-5}$, $b = 3$ for ResNet-50.

5.2. Results

Apart from ImageNet, all methods are evaluated on three random seeds and their mean performance is reported. For clarity, we will omit the standard deviation as we found the results to be very similar across runs. Two scenarios are examined in more detail as they sit on opposite ends of the difficulty spectrum: pruning 50% and 90% of filters. The 50% mark is the default setting in the structured pruning literature and we expect all methods to recuperate most of their baseline performance. This pruning level also ensures a fair comparison between methods as it acts as an anchor for hyper-parameter choices. At 90% of filters pruned, we see a significant degradation in performance and a far larger differentiation between methods and models.

In Figure 3 we have an overview of how the performance of VGG networks degrades as pruning ratios increase. On both datasets our method deteriorates gracefully compared to the more abrupt declines of related approaches. While on CIFAR10 all methods have an easier time maintaining their performance, on CIFAR100 degradation becomes immediately visible due to the increased difficulty of the dataset. Surprisingly, the locally pruning UCS baseline performs worst on CIFAR10 but outperforms all methods, apart from ours, on CIFAR100. This shows that correctly identifying unimportant neurons in a global manner becomes harder as the difficulty of the dataset increases. In our ablations studies we will show that this deterioration can be directly linked to excessive pruning of early layers in VGGs.

CIFAR10. Because the task is relatively easy, we expect excess model capacity to be easily prunable without much performance loss, as seen in Table 2. The only significant degradation happens for VGG models at the 90% mark, where UCS and DeepHoyer lose over 10% accuracy compared to the baseline. ResNets are more robust and are generally capable of losing less than 4% accuracy while reducing the number of FLOPs by roughly 80%.

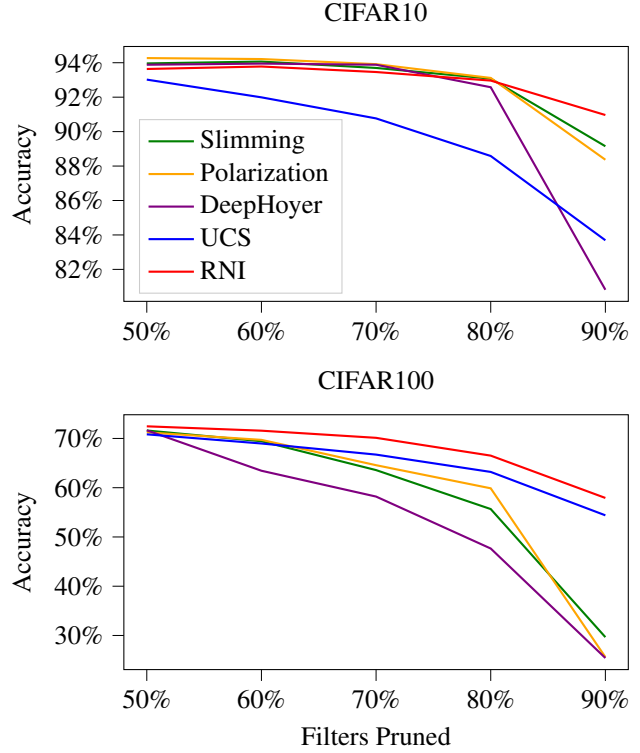


Figure 3: Accuracy of fine-tuned VGG-16 models at varying pruning thresholds. Performance differences between methods become more pronounced at higher ratios.

CIFAR100. Due to the increased difficulty, in Table 3 we see a larger deterioration for models trained on the CIFAR100 dataset. Here networks require more capacity, thus the number of necessary filters should be higher, and the identification of superfluous ones more difficult. With 90% of filters removed, VGG networks experience severe degradation as methods fail to identify which neurons to keep. In this scenario our approach considerably outperforms state-of-the-art methods by 30% classification accuracy. The only exception is the UCS baseline, which by design maintains the stability of a model, as it will never prune excessive amounts of filters in any given layer. ResNets again prove to be more robust to pruning and show less variation in performance between methods.

ImageNet. On ImageNet in Table 4 the results are similar, however we observe bigger losses due to the increased dataset difficulty. Under these circumstances our method still outperforms prior state-of-the-art, but is worse than the UCS benchmark. This again indicates that for more difficult datasets, global methods over-prune the wrong layers, something the UCS baseline will not do by design. Nevertheless, ResNets show remarkable robustness to pruning, which we attribute to the fact that their skip connections act as a fail-safe and limit the effect of over-pruned layers.

Receding Neuron Importances for Structured Pruning

VGG-16	Baseline	50%		90%	
	Acc.	Acc.	FLOPs	Acc.	FLOPs
Slimming	93.71	93.96	60.25	89.15	11.40
Polarization	93.91	94.27	64.15	88.37	14.69
DeepHoyer	93.66	93.96	61.32	80.82	8.09
UCS	93.84	93.02	25.19	83.69	1.13
RNI	93.53	93.64	48.24	90.96	8.40

Resnet-56	Baseline	50%		90%	
	Acc.	Acc.	FLOPs	Acc.	FLOPs
Slimming	93.68	93.45	54.07	89.90	19.55
Polarization	93.34	93.50	52.69	89.43	18.89
DeepHoyer	93.44	93.51	51.07	89.94	20.84
UCS	93.78	93.33	50.39	88.78	14.79
RNI	93.53	93.01	56.13	90.26	21.54

Table 2: Results on CIFAR10 for different pruning ratios, showing absolute accuracy (%) and remaining FLOPs (%) relative to the unpruned baseline. Due to the simplicity of the task, models can be significantly pruned without deterioration.

VGG-16	Baseline	50%		90%	
	Acc.	Acc.	FLOPs	Acc.	FLOPs
Slimming	73.54	71.61	61.12	29.66	3.76
Polarization	73.47	71.23	63.82	25.62	2.59
DeepHoyer	73.19	71.66	67.23	25.42	4.98
UCS	73.80	70.84	25.19	54.39	1.13
RNI	72.28	72.46	36.72	57.92	6.31

Resnet-56	Baseline	50%		90%	
	Acc.	Acc.	FLOPs	Acc.	FLOPs
Slimming	71.94	70.06	56.97	63.92	15.29
Polarization	71.80	70.08	40.78	62.42	15.47
DeepHoyer	71.88	71.14	49.22	63.49	19.51
UCS	71.90	70.72	50.40	63.65	14.79
RNI	71.30	70.65	48.24	63.95	16.34

Table 3: Results on CIFAR100 for low and high ratios of filters pruned. Shown are the absolute classification accuracy (%) and remaining FLOPs (%) relative to the unpruned baseline. Due to the increased complexity of the classification task, it becomes more difficult to remove excess capacity. The VGG architecture breaks down significantly after sever pruning.

Compact Networks. At higher pruning ratios the parameter count of models is significantly reduced, raising the question of whether they would outperform networks specifically designed to be lightweight. Compact networks such as MobileNetV2 (Sandler et al., 2018) have an adjustable width multiplier allowing the instantiation of models with arbitrary number of parameters. We thus conduct additional baseline experiments comparing the RNI pruned VGG/ResNet models from Tables 2 and 3 to non-sparse MobileNets of the same size. For each of the RNI pruned models we find a width multiplier such that the corresponding MobileNet has a similar number of parameters, and then optimise it using the same training setup, but without a sparsity loss. From the results in Table 5 we can see that our pruned models can outperform similar sized MobileNets in almost every setting, proving the practical utility of higher pruning ratios.

Summary. Because of the evaluation over datasets with varying degrees of complexity, we can make several observations about how models degrade under a spectrum of pruning ratios. Firstly, at 50% of filters pruned differences between approaches are barely visible since all methods are able to regain most of their pre-pruning performance. Differences become obvious only at higher ratios, where our method clearly surpasses prior state-of-the-art.

Unsurprisingly, residual networks are more robust to pruning than VGG architectures, since their skip connections can propagate the signal even if essential residual connections

ResNet-50	Baseline	50%		90%	
	Acc.	Acc.	FLOPs	Acc.	FLOPs
Slimming	75.74	72.56	41.12	51.74	16.50
Polarization	75.12	73.11	46.12	49.43	17.00
DeepHoyer	75.36	68.72	57.56	50.98	24.14
UCS	76.14	73.28	44.78	58.13	16.94
RNI	74.75	72.31	48.13	54.08	17.66

Table 4: ImageNet results showing absolute accuracy (%) and remaining FLOPs (%) relative to the unpruned baseline.

Network	Dataset	Pruning Ratio			
		50%	#P.	90%	#P.
VGG-16 [RNI]	CIFAR10	93.64	3.40M	90.96	167K
MobileNetV2	CIFAR10	93.38	3.43M	89.67	177K
VGG-16 [RNI]	CIFAR100	72.46	3.23M	57.92	158K
MobileNetV2	CIFAR100	75.16	3.12M	52.72	163K
ResNet-56 [RNI]	CIFAR10	93.01	401K	90.26	112K
MobileNetV2	CIFAR10	91.21	408K	88.55	124K
ResNet-56 [RNI]	CIFAR100	70.65	429K	63.95	128K
MobileNetV2	CIFAR100	71.05	452K	52.72	163K

Table 5: Comparison between MobileNetV2 models and RNI pruned VGG/ResNets on CIFAR datasets. The networks in each setting have similar parameter sizes.

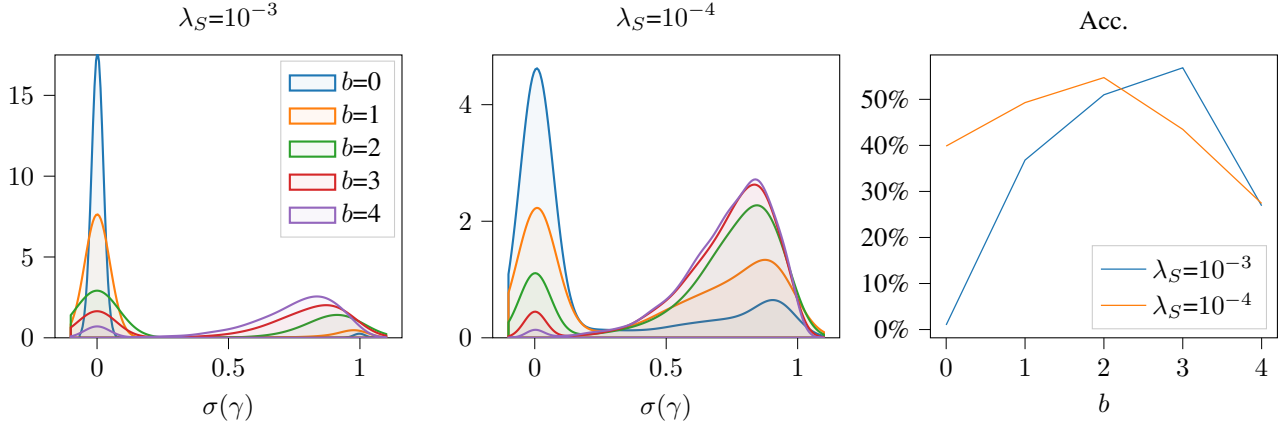


Figure 4: Effects of hyper-parameters λ_S and b for VGG-16 on CIFAR100. Left, Middle: Filter importance distributions after regularised training. Increasing λ_S or lowering b will produce sparser models. Right: One-shot performance at a 90% pruning ratio. Both over- and under-regularising can lead to performance degradation.

have been mistakenly over-pruned. This however comes at the cost of pruning efficiency, as seen by the diminished reduction of FLOPs compared to VGG models.

To our surprise we find that while UCS is not suited for simple classification tasks, it outperforms prior global pruning methods on more complex datasets. Because of its design, the UCS baseline avoids any risk of excessively pruning individual layers, making models less prone to sudden performance deterioration. This leads to the conjecture that the other related methods over-prune certain layers, which leads to severe degradation in VGG models. We will perform an ablative analysis to show that this is indeed the case, and make the realisation that our method is the only one which does not significantly prune early layers in a network. This offers an explanation why RNI noticeably outperforms similar approaches at high pruning ratios.

Finally, from additional evaluations on compact architectures we see that pruned VGG/ResNet models outperform similarly sized MobileNets, which further proves the utility of pruning as a means to obtaining compressed networks.

5.3. Ablative Analysis

In this section we will perform two ablation studies to better understand the behaviour of the Receding Neuron Importance regulariser. We first analyse the effects of different hyper-parameters choices on neuron sparsity and one-shot pruning performance. Following that we investigate how much each layer of a VGG network will be pruned under comparable approaches.

Sparsity. In addition to the regularisation strength λ_S , our approach introduces the shifting parameter b . We show that these two parameters are complementary in controlling the gradient of the regularisation loss and effective at producing sparsity. While λ_S scales the amplitude of the

gradient, b will set the range at which neuron importances start to recede. Figure 4 (Left, Middle) shows how λ_S and b choices create different distributions of neuron importances for a VGG model on CIFAR100. Sparsity can be measured as the density around the zero importance limit, and increases with higher λ_S or lower b . The interplay between these two parameters creates flexibility in level of sparsity produced and the distribution of the remaining neuron importances. Figure 4 (Right) shows the one-shot pruning accuracy at a 90% pruning ratio, of models trained with selected hyper-parameters. We can observe that both under-

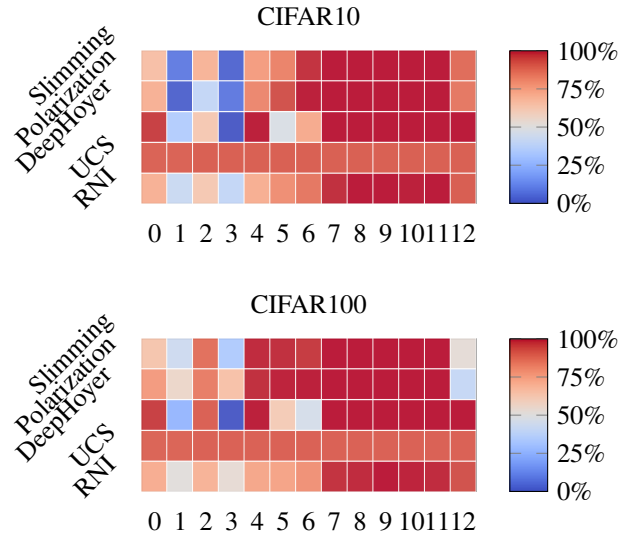


Figure 5: Percentage of filters removed from a layer when pruning a VGG-16 model at a 90% ratio. The deeper half of layers contain over 70% of the total amount of filters in the network.

and over-regularised models will suffer from severe pruning. Unsurprisingly, inducing a strong degree of sparsity during training does not translate into a highly prunable model.

Pruning Locations. Figure 5 shows what percentage of filters are removed from each layer during pruning. UCS prunes in a local manner, removing the same fraction of filters from each layer, as can be seen from the unchanging colour-coding. It is worth reminding that in a VGG-style architecture the number of filters periodically doubles as the network becomes deeper. The VGG-16 architecture has the following number of neurons across its layers:

$$[64] \times 2, [128] \times 2, [256] \times 3, [512] \times 3, [512] \times 3$$

This has the consequence that global pruning methods will achieve their target in a large part through the amount of filters pruned from the deeper layers. These are less sensitive to pruning, as there will still be a high absolute number of filters left. Consequently, removing a large percentage of neurons from the first layers will not add much to the global target, but will significantly limit their expressive power. Thus, it is reasonable to assume that filters in the early layers of a network have a higher importance, since the capacity of these layers is already limited.

From Figure 5 we can see that deeper layers are indeed pruned more heavily than ones closer to the input. There are however some exceptions: on the CIFAR10 dataset, the only method pruning a significant amount of filters from the first layer is DeepHoyer - which also achieves the lowest accuracy based on the results from Table 2. On the CIFAR100 dataset Network Slimming and Neuron Polarization start excessively pruning from the 5th layer onward. RNI is the only approach that starts to heavily prune only in the latter half of the network. Our method, along with UCS, are the only ones that do not suffer catastrophic damage after pruning 90% of the total number of filters.

6. Conclusion

In this work we introduce RNI, a novel sparsity regularisation for structured pruning, under which only the weight of unimportant neurons is designed to recede. To this end, we propose σ BatchNorm, a BatchNorm variation with bounded scaling factors, which enables the construction of targeted regularisation functions. Our method consistently outperforms state-of-the-art methods under several pruning ratios. For VGG architectures our method significantly reduces the performance degradation from severe pruning. In future work we would like to explore more applications of the new regulariser as well as a way to schedule its hyper-parameters.

Acknowledgments

We would like to express our sincere gratitude to Shikun Liu for his invaluable guidance and support.

References

- Ba, J. L., Kiros, J. R., and Hinton, G. E. Layer normalization. *arXiv preprint arXiv:1607.06450*, 2016.
- Chen, T., Ji, B., Ding, T., Fang, B., Wang, G., Zhu, Z., Liang, L., Shi, Y., Yi, S., and Tu, X. Only train once: A one-shot neural network training and pruning framework. *Advances in Neural Information Processing Systems*, 34, 2021.
- Frankle, J. and Carbin, M. The lottery ticket hypothesis: Finding sparse, trainable neural networks. *arXiv preprint arXiv:1803.03635*, 2018.
- Frankle, J., Dziugaite, G. K., Roy, D. M., and Carbin, M. Pruning neural networks at initialization: Why are we missing the mark? *arXiv preprint arXiv:2009.08576*, 2020.
- Han, S., Pool, J., Tran, J., and Dally, W. J. Learning both weights and connections for efficient neural networks. *arXiv preprint arXiv:1506.02626*, 2015.
- Han, S., Liu, X., Mao, H., Pu, J., Pedram, A., Horowitz, M. A., and Dally, W. J. Eie: Efficient inference engine on compressed deep neural network. *ACM SIGARCH Computer Architecture News*, 44(3):243–254, 2016.
- He, K., Zhang, X., Ren, S., and Sun, J. Deep residual learning for image recognition. In *Proceedings of the IEEE conference on computer vision and pattern recognition*, pp. 770–778, 2016.
- He, Y., Zhang, X., and Sun, J. Channel pruning for accelerating very deep neural networks. In *Proceedings of the IEEE international conference on computer vision*, pp. 1389–1397, 2017.
- He, Y., Kang, G., Dong, X., Fu, Y., and Yang, Y. Soft filter pruning for accelerating deep convolutional neural networks. *arXiv preprint arXiv:1808.06866*, 2018.
- He, Y., Liu, P., Wang, Z., Hu, Z., and Yang, Y. Filter pruning via geometric median for deep convolutional neural networks acceleration. In *Proceedings of the IEEE/CVF Conference on Computer Vision and Pattern Recognition (CVPR)*, June 2019.
- Ioffe, S. and Szegedy, C. Batch normalization: Accelerating deep network training by reducing internal covariate shift. In *International conference on machine learning*, pp. 448–456. PMLR, 2015.

- Lee, N., Ajanthan, T., and Torr, P. H. Snip: Single-shot network pruning based on connection sensitivity. *arXiv preprint arXiv:1810.02340*, 2018.
- Li, H., Kadav, A., Durdanovic, I., Samet, H., and Graf, H. P. Pruning filters for efficient convnets. *arXiv preprint arXiv:1608.08710*, 2016.
- Liu, Z., Li, J., Shen, Z., Huang, G., Yan, S., and Zhang, C. Learning efficient convolutional networks through network slimming. In *Proceedings of the IEEE International Conference on Computer Vision*, pp. 2736–2744, 2017.
- Liu, Z., Sun, M., Zhou, T., Huang, G., and Darrell, T. Rethinking the value of network pruning. *arXiv preprint arXiv:1810.05270*, 2018.
- Luo, J.-H., Wu, J., and Lin, W. Thinet: A filter level pruning method for deep neural network compression. In *Proceedings of the IEEE International Conference on Computer Vision (ICCV)*, Oct 2017.
- Molchanov, P., Tyree, S., Karras, T., Aila, T., and Kautz, J. Pruning convolutional neural networks for resource efficient inference. *arXiv preprint arXiv:1611.06440*, 2016a.
- Molchanov, P., Tyree, S., Karras, T., Aila, T., and Kautz, J. Pruning convolutional neural networks for resource efficient inference. *arXiv preprint arXiv:1611.06440*, 2016b.
- Paszke, A., Gross, S., Chintala, S., Chanan, G., Yang, E., DeVito, Z., Lin, Z., Desmaison, A., Antiga, L., and Lerer, A. Automatic differentiation in pytorch. 2017.
- Renda, A., Frankle, J., and Carbin, M. Comparing rewinding and fine-tuning in neural network pruning. *arXiv preprint arXiv:2003.02389*, 2020.
- Sandler, M., Howard, A., Zhu, M., Zhmoginov, A., and Chen, L.-C. Mobilenetv2: Inverted residuals and linear bottlenecks. In *Proceedings of the IEEE conference on computer vision and pattern recognition*, pp. 4510–4520, 2018.
- Santurkar, S., Tsipras, D., Ilyas, A., and Madry, A. How does batch normalization help optimization? *arXiv preprint arXiv:1805.11604*, 2018.
- Simonyan, K. and Zisserman, A. Very deep convolutional networks for large-scale image recognition. *arXiv preprint arXiv:1409.1556*, 2014.
- Suau, X., Apostoloff, N., et al. Filter distillation for network compression. In *2020 IEEE Winter Conference on Applications of Computer Vision (WACV)*, pp. 3129–3138. IEEE, 2020.
- Ulyanov, D., Vedaldi, A., and Lempitsky, V. Instance normalization: The missing ingredient for fast stylization. *arXiv preprint arXiv:1607.08022*, 2016.
- Wang, C., Zhang, G., and Grosse, R. Picking winning tickets before training by preserving gradient flow. *arXiv preprint arXiv:2002.07376*, 2020.
- Wang, D., Zhou, L., Zhang, X., Bai, X., and Zhou, J. Exploring linear relationship in feature map subspace for convnets compression. *arXiv preprint arXiv:1803.05729*, 2018.
- Wu, Y. and He, K. Group normalization. In *Proceedings of the European conference on computer vision (ECCV)*, pp. 3–19, 2018.
- Yang, H., Wen, W., and Li, H. Deepfayer: Learning sparser neural network with differentiable scale-invariant sparsity measures. *arXiv preprint arXiv:1908.09979*, 2019.
- Yu, R., Li, A., Chen, C.-F., Lai, J.-H., Morariu, V. I., Han, X., Gao, M., Lin, C.-Y., and Davis, L. S. Nisp: Pruning networks using neuron importance score propagation. In *Proceedings of the IEEE Conference on Computer Vision and Pattern Recognition*, pp. 9194–9203, 2018.
- Zhuang, T., Zhang, Z., Huang, Y., Zeng, X., Shuang, K., and Li, X. Neuron-level structured pruning using polarization regularizer. *Advances in Neural Information Processing Systems*, 33, 2020.