

Can Question Rewriting Help Conversational Question Answering?

Etsuko Ishii*, Yan Xu*, Samuel Cahyawijaya*, Bryan Wilie

The Hong Kong University of Science and Technology

{eishii, yxuch, scahyawijaya, bwilie}@connect.ust.hk

Abstract

Question rewriting (QR) is a subtask of conversational question answering (CQA) aiming to ease the challenges of understanding dependencies among dialogue history by reformulating questions in a self-contained form. Despite seeming plausible, little evidence is available to justify QR as a mitigation method for CQA. To verify the effectiveness of QR in CQA, we investigate a reinforcement learning approach that integrates QR and CQA tasks and does not require corresponding QR datasets for targeted CQA. We find, however, that the RL method is on par with the end-to-end baseline. We provide an analysis of the failure and describe the difficulty of exploiting QR for CQA.

1 Introduction

The question rewriting (QR) task has been introduced as a mitigation method for conversational question answering (CQA). CQA asks a machine to answer a question based on the provided passage and a multi-turn dialogue (Reddy et al., 2019; Choi et al., 2018), which poses an additional challenge to comprehend the dialogue history. To ease the challenge, QR aims to teach a model to paraphrase a question into a self-contained format using its dialogue history (Elgohary et al., 2019a; Anantha et al., 2021a). Except for Kim et al. (2021), however, no one has provided evidence that QR is effective for CQA in practice. Existing works on QR often (i) depend on the existence of a QR dataset for every target CQA dataset, and (ii) focus more on generating high-quality rewrites than improving CQA performance, making them unsatisfactory for the justification of QR.

To verify the effectiveness of QR, we explore a reinforcement learning (RL) approach that integrates QR and CQA tasks without corresponding labeled QR datasets. In the RL framework, a QR model plays the role of “the agent” that receives

* Equal Contribution

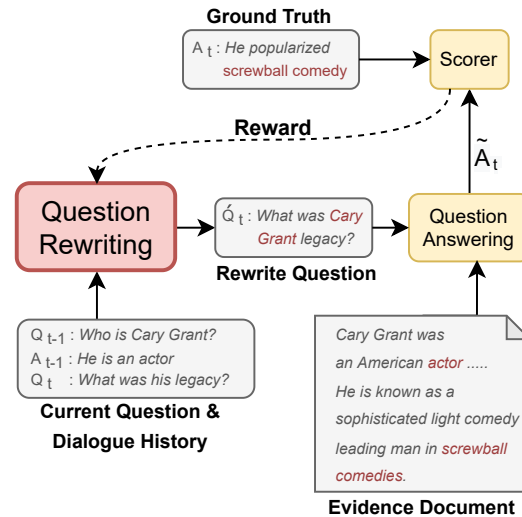


Figure 1: Overview of the RL approach. The current question Q_t and its dialogue history are reformulated into a self-contained question \hat{Q}_t by the QR model. Then, \hat{Q}_t is passed to the QA model to extract an answer span \tilde{A}_t from the evidence document. We train the QR model by maximizing the reward obtained by comparing the predicted answer span \tilde{A}_t with the gold span A_t .

rewards from a QA model that acts as “the environment.” During training, the QR model aims to maximize the performance on the CQA task by generating better rewrites of the questions.

Despite the potential and plausibility of the RL approach, our experimental results suggest an upper bound of the performance, and it is on par with the baselines without QR. In this paper, we provide analysis to (i) understand the reason for the failure of the RL approach and (ii) reveal that QR cannot improve CQA performance even with the non-RL approaches. The code is available at <https://github.com/HLTCHKUST/cqr4cqa>.

2 Related Work

The CQA task aims to assist users in seeking information (Reddy et al., 2019; Choi et al., 2018;

Models	CoQA						QuAC			
	Overall F1	Child.	Liter.	M&H	News	Wiki.	F1	HEQ-Q	HEQ-D	
end-to-end	84.5	84.4	82.4	82.9	86.0	86.9	67.8	63.5	7.9	
QReCC	pipeline	82.9	82.9	80.9	81.5	84.4	84.8	66.3	62.0	6.6
	ours	84.7	<u>84.3</u>	83.1	<u>82.7</u>	86.3	<u>86.8</u>	<u>67.6</u>	<u>63.2</u>	<u>7.8</u>
CANARD	pipeline	82.8	83.4	80.1	80.8	84.4	85.6	66.5	62.5	7.4
	EXCORD [†]	83.4 (+0.6)	84.4 (1.9)	81.2 (+1.0)	79.8 (-0.3)	84.6 (+0.3)	87 (0.0)	<u>67.7 (+1.2)</u>	64.0 (+1.6)	9.3 (+2.1)
	ours	<u>84.4</u>	<u>84.1</u>	<u>82.7</u>	<u>82.6</u>	<u>86.0</u>	<u>86.7</u>	<u>67.4</u>	<u>62.7</u>	<u>8.1</u>

Table 1: Evaluation results of our approach and baselines on the test set. EXCORD[†] follows the results reported by Kim et al. (2021) and ($\pm x.x$) indicate the improvement compared to their original baseline. **Bold** are the best results amongst all. Underlined represents the best score on each combination of the CQA and QR datasets.

Campos et al., 2020). The key challenge is to resolve the conversation history and understand a highly-contextualized question. Most prior works focus on model structures (Zhu et al., 2018; Yeh and Chen, 2019; Zhang et al., 2021b; Zhao et al., 2021) or training techniques (Ju et al., 2019; Xu et al., 2021) to improve the performance. QR tasks have been proposed to further improve CQA systems by paraphrase a question into a self-contained styles (Elgohary et al., 2019a; Petrén Bach Hansen and Sjøgaard, 2020; Anantha et al., 2021a). While many of the existing works on QR put more effort toward generating high-quality rewrites (Lin et al., 2020; Vakulenko et al., 2021), Kim et al. (2021) introduced a framework to leverage QR to finetune CQA models with a consistency-based regularization. QR has also been studied in single-turn QA and other information-seeking tasks (Nogueira and Cho, 2017; Buck et al., 2018).

3 Methodology

We denote a CQA dataset as $\{\mathcal{D}^n\}_{n=1}^N$ and the dialogue history at turn t as $\mathcal{D}_t = \{(Q_i, A_i)\}_{i=1}^t$, where Q_t is the question and A_t is the answer. Along with the QA pairs, the corresponding evidence documents Y_t are also given.

As depicted in Figure 1, our proposed RL framework involves a QA model as an environment and a QR model as an agent. Let $\hat{Q}_t = \{\hat{q}_l\}_{l=1}^L$ denote a generated rewritten question sequence of Q_t . The objective of the QR model is to rewrite the question Q_t at turn t into a self-contained version, based on the current question and the dialogue history \mathcal{D}_{t-1} . The agent takes an input state $X_t = (\mathcal{D}_{t-1}, Q_t)$ and generates a paraphrase \hat{Q}_t . Then, $\hat{X}_t = (\mathcal{D}_{t-1}, \hat{Q}_t)$ and an evidence document Y_t are provided to an environment, namely, the QA model f_ϕ , which extracts an answer span $\tilde{A}_t = f_\phi(\hat{X}_t, Y_t)$. We aim for the agent, a QR

model π_θ , to learn to generate a high-quality paraphrase of the given question based on the reward received from the environment.

The policy, in our case the QR model, assigns probability

$$\pi_\theta(\hat{Q}_t | X_t) = \prod_{l=1}^L p(\hat{q}_l | \hat{q}_1, \dots, \hat{q}_{l-1}, X_t). \quad (1)$$

Our goal is to maximize the expected reward of the answer returned under the policy, namely,

$$E_{\hat{q}_t \sim \pi_\theta(\cdot | q_t)} [r(f_\phi(\hat{X}_t))], \quad (2)$$

where r is a reward function. We apply the token-level F1-score between the predicted answer span \tilde{A}_t and the gold span A_t as the reward r . We can directly optimize the expected reward in Eq. 2 using RL algorithms.

Prior to the training process, the QA model f_ϕ is fine-tuned on $\{\mathcal{D}^n\}$ and the QR model is initialized with $\pi_\theta = \pi_{\theta_0}$, where π_{θ_0} is a pretrained language model. We apply Proximal Policy Optimization (PPO) (Schulman et al., 2017; Ziegler et al., 2019) to train π_θ . PPO is a policy gradient method which alternates between sampling data through interaction with the environment and optimizing a surrogate objective function via stochastic gradient ascent. Following Ziegler et al. (2019), we apply a KL-penalty to the reward r so as to prevent the policy π_θ from drifting too far away from π_{θ_0} :

$$R_t = R(\hat{X}_t) = r(f_\phi(\hat{X}_t)) - \beta \text{KL}(\pi_\theta, \pi_{\theta_0}),$$

where β represents a weight factor and R_t is the modified reward of r .

4 Experiments

4.1 Setup

We use a pretrained RoBERTa (Liu et al., 2019) model as the initial QA model and adapt it to the

	Question	F1 Score		Question	F1 Score
Q_t	What is the Vat the library of?	1.0	Q_t	Where did the band The Smashing Pumpkins put on display?	1.0
\hat{Q}_t	What is the Vat the Library of?	0.22	\hat{Q}_t	Where was the band The Smashing Pumpkins put on display?	0.0
Q_t	What was everybody doing?	0.91	Q_t	Which company produced the movie Island of Misfit Toys ?	1.0
\hat{Q}_t	What was everyone doing?	0.0	\hat{Q}_t	Which company produced the movie, The Island of Misfit Toys ?	0.0

Table 2: Minor modification of questions may cause a drastic change in CQA performance.

CQA tasks. For the QR models, we leverage pre-trained GPT-2 (Radford et al., 2019) and first fine-tune them with QR datasets for better initialization. We attempt three settings: (a) directly fine-tune the QA model on the CQA datasets (end-to-end), (b) fine-tune the QA model with questions rewritten by the QR model (pipeline), and (c) train the QR model based on the reward obtained from the QA model. More details of the experiments can be found in Appendix A.

Datasets We conduct our experiments on two crowd-sourced CQA datasets, CoQA (Reddy et al., 2019) and QuAC (Choi et al., 2018). Since the test set is not publicly available for both CoQA and QuAC, following Kim et al. (2021), we randomly sample 5% of dialogues in the training set and adopt them as our validation set and report the test results on the original development set for the CoQA experiments. We apply the same split as Kim et al. (2021) for the QuAC experiments.

For the QR model pre-training, we use two QR datasets: QReCC (Anantha et al., 2021b) and CANARD (Elgohary et al., 2019b). CANARD is generated by rewriting a subset of the original questions in the QuAC datasets, and contains 40K questions in total. QReCC is built upon three publicly available datasets: QuAC, TREC Conversational Assistant Track (CAST) (Dalton et al., 2020) and Natural Questions (NQ) (Kwiatkowski et al., 2019). QReCC contains 14K dialogues with 80K questions, and 9.3K dialogues are from QuAC.

Evaluation Metrics Following the leaderboards, we utilize the unigram F1 score to evaluate the QA performance. In CoQA evaluation, the QA models are also evaluated with the domain-wise F1 score. In QuAC evaluation, we incorporate the human equivalence score HEQ-Q and HEQ-D as well. HEQ-Q indicates the percentage of questions on which the model outperforms human beings and HEQ-D represents the percentage of dialogues on which the model outperforms human beings for all questions in the dialogue.

4.2 Results

We report our experimental results in Table 1. We see that our RL approach yields 0.9–1.6 F1 improvement over the pipeline setting regardless of the dataset combinations and performs almost as well as the end-to-end setting. This partially supports our expectation that RL lifts the CQA performance. However, we find it almost impossible to bring significant improvement over the end-to-end baseline despite our extensive trials. One reason why we cannot provide as much improvement as reported in Kim et al. (2021) would be related to the inputs of the QA model. Their EXCORD feeds the original questions together with the rewritten questions, whereas we only use the rewritten questions. It is also noteworthy that their results are consistently lower than ours, even lower than our end-to-end settings.

Our inspection of the questions generated by the QR models reveals that the models learn to copy the original questions by PPO training, and this is the direct reason that our method cannot outperform the end-to-end baselines. Indeed, on average, 89.6% of the questions are the same as the original questions after PPO training, although this value is 34.5% in the pipeline settings. We also discover a significant correlation between the performance and how much the QR models copy the original question (the correlation coefficient is 0.984 for CoQA and 0.967 for QuAC) and the edit distance from the original question (the correlation coefficient is -0.996 for CoQA and -0.989 for QuAC).

5 Discussion

In this section, we provide an analysis to (i) raise a sensitivity problem of the QA model to explain the failure of RL and (ii) disclose that there is no justification for QR, even in the non-RL approaches.

5.1 Sensitivity of the QA model

It appears that the QA models are more sensitive to trivial changes than the reward models in other successful language generation tasks, and this could

Perturb	Sentiment Analysis		CQA	
	Amazon	Yelp	CoQA	QuAC
Original	95.8	98.2	84.5	67.8
UPC	95.8 (-)	96.7 (-1.5)	74.8 (-9.8)	57.4 (-10.5)
SLW	91.9 (-3.9)	97.0 (-1.1)	83.0 (-1.6)	66.7 (-1.1)
WIF	94.3 (-1.5)	97.7 (-0.5)	82.6 (-2.0)	65.6 (-2.2)
SPP	94.8 (-1.0)	97.7 (-0.5)	78.3 (-6.2)	65.5 (-2.4)

Table 3: Robustness test on Sentiment Analysis and CQA tasks. We apply four perturbations: **UPC** (upper casing), **SLW** (slang word), **WIF** (word inflection), and **SPP** (sentence paraphrasing).

Datasets	QuAC Model		CANARD Model	
	F1	EM	F1	EM
QuAC	67.7	51.5	62.9	46.8
CANARD	65.1	49.9	63.3	46.9

Table 4: Results of the supervised learning approach. “XX Model” denotes the QA model trained on XX, and EM the percentage of the predictions the same as the gold.

account for our lower performance on CQA. As can be seen from the examples in Table 2, a subtle alteration such as uppercasing or replacement with synonyms can significantly change F1 scores.

To quantify the sensitivity of the reward models, we compare model robustness between our QA models and sentiment analysis models that have been reported in Ziegler et al. (2019) to be effective for stylistic language generation. We adopt publicly available models that are fine-tuned sentiment analysis datasets: BERT-based trained on Amazon polarity (McAuley and Leskovec, 2013)¹ and RoBERTa-base trained on Yelp polarity (Zhang et al., 2015)². To test the robustness of the models, we introduce small perturbations to the samples in the test set using the NL-Augmenter toolkit (Dhole et al., 2021), and compare F1 scores on each task (experimental details in Appendix B).

Based on the robustness test given in Table 3, the QA models are shown to be significantly less robust against most perturbations compared to the sentiment analysis models. It is conceivable that this sensitivity of the QA model leads to a sparse reward problem for the agent, which causes instability for the model learning the optimal policy. An important direction for future studies is to ease the sparse reward problem by, for example, enhancing the robustness of the QA models.

¹https://huggingface.co/fabriceyh/bert-base-uncased-amazon_polarity

²<https://huggingface.co/VictorSanh/roberta-base-finetuned-yelp-polarity>

Datasets	CoQA		QuAC	
	F1	EM	F1	EM
end-to-end	84.5	76.4	67.83	51.47
QReCC	84.1	76.0	67.83	51.48
CANARD	83.7	75.8	67.81	51.50

Table 5: Results of the data augmentation approach. EM denotes the percentage of the predictions the same as the gold.

5.2 Can QR Help in Non-RL Approaches?

First, we evaluate with a simple supervised learning approach using rewrites provided by CANARD. Extracting the QuAC samples that have a CANARD annotation, we (i) evaluate the CANARD annotations with the QA model trained on QuAC (the model used in the main experiments) and (ii) train another QA model with the CANARD annotations. Training is under the same conditions of the QA model initialization as in the main experiments. As the results in Table 4 show, we can hardly observe the effectiveness of the CANARD annotations. This supports the claim in Buck et al. (2018) that better rewrites in the human eye are not necessarily better for machines and implies the difficulty of exploiting QR for CQA.

Moreover, we explore a data-augmentation approach to integrate QR and CQA. First, we generate ten possible rewrites using top- k sampling (Zhang et al., 2021a) for all the questions of the CQA datasets. To guarantee the quality of the rewrites, we select the best F1 scoring ones from every ten candidates and use them to teach another QR model how to reformulate questions (experimental details in Appendix C). As the results in Table 5 show, we consistently get worse scores compared to the end-to-end settings in CoQA, and almost the same scores for QuAC, not finding justification to apply QR in the manner of the data augmentation approach.

6 Conclusion

In this paper, we explore the RL approach to verify the effectiveness of QR in CQA, and report that the RL approach is on par with simple end-to-end baselines. We find the sensitivity of the QA models would disadvantage the RL training. Future work is needed to verify that QR is a promising mitigation method for CQA since even the non-RL approaches perform unsatisfactorily.

References

- Raviteja Anantha, Svitlana Vakulenko, Zhucheng Tu, Shayne Longpre, Stephen Pulman, and Srinivas Chappidi. 2021a. [Open-domain question answering goes conversational via question rewriting](#). In *Proceedings of the 2021 Conference of the North American Chapter of the Association for Computational Linguistics: Human Language Technologies*, pages 520–534, Online. Association for Computational Linguistics.
- Raviteja Anantha, Svitlana Vakulenko, Zhucheng Tu, Shayne Longpre, Stephen Pulman, and Srinivas Chappidi. 2021b. Open-domain question answering goes conversational via question rewriting. In *Proceedings of the 2021 Conference of the North American Chapter of the Association for Computational Linguistics: Human Language Technologies*, pages 520–534.
- Christian Buck, Jannis Bulian, Massimiliano Ciaramita, Wojciech Gajewski, Andrea Gesmundo, Neil Houlsby, and Wei Wang. 2018. Ask the right questions: Active question reformulation with reinforcement learning. In *International Conference on Learning Representations*.
- Jon Ander Campos, Arantxa Otegi, Aitor Soroa, Jan Deriu, Mark Cieliebak, and Eneko Agirre. 2020. [DoQA - accessing domain-specific FAQs via conversational QA](#). In *Proceedings of the 58th Annual Meeting of the Association for Computational Linguistics*, pages 7302–7314, Online. Association for Computational Linguistics.
- Eunsol Choi, He He, Mohit Iyyer, Mark Yatskar, Wentaoh Yih, Yejin Choi, Percy Liang, and Luke Zettlemoyer. 2018. [QuAC: Question answering in context](#). In *Proceedings of the 2018 Conference on Empirical Methods in Natural Language Processing*, pages 2174–2184, Brussels, Belgium. Association for Computational Linguistics.
- Jeffrey Dalton, Chenyan Xiong, and Jamie Callan. 2020. Trec cast 2019: The conversational assistance track overview. *arXiv preprint arXiv:2003.13624*.
- Kaustubh D. Dhole, Varun Gangal, Sebastian Gehrmann, Aadesh Gupta, Zhenhao Li, Saad Mahamood, Abinaya Mahendiran, Simon Mille, Ashish Srivastava, Samson Tan, Tongshuang Wu, Jascha Sohl-Dickstein, Jinho D. Choi, Eduard Hovy, Ondrej Dusek, Sebastian Ruder, Sajant Anand, Nangender Aneja, Rabin Banjade, Lisa Barthe, Hanna Behnke, Ian Berlot-Attwell, Connor Boyle, Caroline Brun, Marco Antonio Sobrevilla Cabezudo, Samuel Cahyawijaya, Emile Chapuis, Wanxiang Che, Mukund Choudhary, Christian Claus, Pierre Colombo, Filip Cornell, Gautier Dagan, Mayukh Das, Tanay Dixit, Thomas Dopierre, Paul-Alexis Dray, Suchitra Dubey, Tatiana Ekeinhor, Marco Di Giovanni, Rishabh Gupta, Rishabh Gupta, Louanes Hamla, Sang Han, Fabrice Harel-Canada, Antoine Honore, Ishan Jindal, Przemyslaw K. Joniak, Denis Kleyko, Venelin Kovatchev, Kalpesh Krishna, Ashutosh Kumar, Stefan Langer, Seungjae Ryan Lee, Corey James Levinson, Hualou Liang, Kaizhao Liang, Zhexiong Liu, Andrey Lukyanenko, Vukosi Marivate, Gerard de Melo, Simon Meoni, Maxime Meyer, Afnan Mir, Nafise Sadat Moosavi, Niklas Muennighoff, Timothy Sum Hon Mun, Kenton Murray, Marcin Namysl, Maria Obedkova, Priti Oli, Nivranshu Pasricha, Jan Pfister, Richard Plant, Vinay Prabhu, Vasile Pais, Libo Qin, Shahab Raji, Pawan Kumar Rajpoot, Vikas Raunak, Roy Rinberg, Nicolas Roberts, Juan Diego Rodriguez, Claude Roux, Vasconcellos P. H. S., Ananya B. Sai, Robin M. Schmidt, Thomas Scialom, Tshephisho Sefara, Saqib N. Shamsi, Xudong Shen, Haoyue Shi, Yiwen Shi, Anna Shvets, Nick Siegel, Damien Sileo, Jamie Simon, Chandan Singh, Roman Sitelew, Priyank Soni, Taylor Sorensen, William Soto, Aman Srivastava, KV Aditya Srivatsa, Tony Sun, Mukund Varma T, A Tabassum, Fiona Anting Tan, Ryan Teehan, Mo Tiwari, Marie Tolkiehn, Athena Wang, Zijian Wang, Gloria Wang, Zijie J. Wang, Fuxuan Wei, Bryan Wilie, Genta Indra Winata, Xinyi Wu, Witold Wydmański, Tianbao Xie, Usama Yaseen, M. Yee, Jing Zhang, and Yue Zhang. 2021. [NL-augmenter: A framework for task-sensitive natural language augmentation](#).
- Ahmed Elgohary, Denis Peskov, and Jordan Boyd-Graber. 2019a. [Can you unpack that? learning to rewrite questions-in-context](#). In *Proceedings of the 2019 Conference on Empirical Methods in Natural Language Processing and the 9th International Joint Conference on Natural Language Processing (EMNLP-IJCNLP)*, pages 5918–5924, Hong Kong, China. Association for Computational Linguistics.
- Ahmed Elgohary, Denis Peskov, and Jordan Boyd-Graber. 2019b. Can you unpack that? learning to rewrite questions-in-context. In *Proceedings of the 2019 Conference on Empirical Methods in Natural Language Processing and the 9th International Joint Conference on Natural Language Processing (EMNLP-IJCNLP)*, pages 5918–5924.
- Ying Ju, Fubang Zhao, Shijie Chen, Bowen Zheng, Xuefeng Yang, and Yunfeng Liu. 2019. Technical report on conversational question answering. *arXiv preprint arXiv:1909.10772*.
- Nitish Shirish Keskar, Bryan McCann, Lav R. Varshney, Caiming Xiong, and Richard Socher. 2019. [CTRL: A conditional transformer language model for controllable generation](#). *CoRR*, abs/1909.05858.
- Gangwoo Kim, Hyunjae Kim, Jungsoo Park, and Jae-woo Kang. 2021. [Learn to resolve conversational dependency: A consistency training framework for conversational question answering](#). In *Proceedings of the 59th Annual Meeting of the Association for Computational Linguistics and the 11th International Joint Conference on Natural Language Processing (Volume 1: Long Papers)*, pages 6130–6141, Online. Association for Computational Linguistics.

- Diederik P. Kingma and Jimmy Ba. 2015. [Adam: A method for stochastic optimization](#). In *3rd International Conference on Learning Representations, ICLR 2015, San Diego, CA, USA, May 7-9, 2015, Conference Track Proceedings*.
- Narine Kokhlikyan, Vivek Miglani, Miguel Martin, Edward Wang, Bilal Alsallakh, Jonathan Reynolds, Alexander Melnikov, Natalia Kliushkina, Carlos Araya, Siqi Yan, and Orion Reblitz-Richardson. 2020. [Captum: A unified and generic model interpretability library for pytorch](#).
- Tom Kwiatkowski, Jennimaria Palomaki, Olivia Redfield, Michael Collins, Ankur Parikh, Chris Alberti, Danielle Epstein, Illia Polosukhin, Jacob Devlin, Kenton Lee, et al. 2019. Natural questions: A benchmark for question answering research. *Transactions of the Association for Computational Linguistics*, 7:452–466.
- Chin-Yew Lin. 2004. [ROUGE: A package for automatic evaluation of summaries](#). In *Text Summarization Branches Out*, pages 74–81, Barcelona, Spain. Association for Computational Linguistics.
- Sheng-Chieh Lin, Jheng-Hong Yang, Rodrigo Nogueira, Ming-Feng Tsai, Chuan-Ju Wang, and Jimmy Lin. 2020. Conversational question reformulation via sequence-to-sequence architectures and pretrained language models. *arXiv preprint arXiv:2004.01909*.
- Yinhan Liu, Myle Ott, Naman Goyal, Jingfei Du, Mandar Joshi, Danqi Chen, Omer Levy, Mike Lewis, Luke Zettlemoyer, and Veselin Stoyanov. 2019. Roberta: A robustly optimized bert pretraining approach. *arXiv preprint arXiv:1907.11692*.
- Julian McAuley and Jure Leskovec. 2013. [Hidden factors and hidden topics: Understanding rating dimensions with review text](#). In *Proceedings of the 7th ACM Conference on Recommender Systems, RecSys '13*, page 165–172, New York, NY, USA. Association for Computing Machinery.
- Frederic P. Miller, Agnes F. Vandome, and John McBrewster. 2009. *Levenshtein Distance: Information Theory, Computer Science, String (Computer Science), String Metric, Damerau-Levenshtein Distance, Spell Checker, Hamming Distance*. Alpha Press.
- Pramod Kaushik Mudrakarta, Ankur Taly, Mukund Sundararajan, and Kedar Dhamdhare. 2018. [Did the model understand the question?](#) In *Proceedings of the 56th Annual Meeting of the Association for Computational Linguistics (Volume 1: Long Papers)*, pages 1896–1906, Melbourne, Australia. Association for Computational Linguistics.
- Rodrigo Nogueira and Kyunghyun Cho. 2017. [Task-oriented query reformulation with reinforcement learning](#). In *Proceedings of the 2017 Conference on Empirical Methods in Natural Language Processing*, pages 574–583, Copenhagen, Denmark. Association for Computational Linguistics.
- Kishore Papineni, Salim Roukos, Todd Ward, and Wei-Jing Zhu. 2002. [Bleu: A method for automatic evaluation of machine translation](#). In *Proceedings of the 40th Annual Meeting on Association for Computational Linguistics, ACL '02*, page 311–318, USA. Association for Computational Linguistics.
- Victor Petrén Bach Hansen and Anders Søgaard. 2020. [What do you mean ‘why?’: Resolving sluices in conversations](#). *Proceedings of the AAAI Conference on Artificial Intelligence*, 34(05):7887–7894.
- Alec Radford, Jeffrey Wu, Rewon Child, David Luan, Dario Amodei, Ilya Sutskever, et al. 2019. Language models are unsupervised multitask learners. *OpenAI blog*, 1(8):9.
- Siva Reddy, Danqi Chen, and Christopher D. Manning. 2019. [CoQA: A conversational question answering challenge](#). *Transactions of the Association for Computational Linguistics*, 7:249–266.
- Marco Tulio Ribeiro, Tongshuang Wu, Carlos Guestrin, and Sameer Singh. 2020. [Beyond accuracy: Behavioral testing of NLP models with CheckList](#). In *Proceedings of the 58th Annual Meeting of the Association for Computational Linguistics*, pages 4902–4912, Online. Association for Computational Linguistics.
- John Schulman, Filip Wolski, Prafulla Dhariwal, Alec Radford, and Oleg Klimov. 2017. [Proximal policy optimization algorithms](#). *CoRR*, abs/1707.06347.
- Mukund Sundararajan, Ankur Taly, and Qiqi Yan. 2017. Axiomatic attribution for deep networks. In *Proceedings of the 34th International Conference on Machine Learning - Volume 70, ICML'17*, page 3319–3328. JMLR.org.
- Samson Tan, Shafiq Joty, Min-Yen Kan, and Richard Socher. 2020. [It’s morphin’ time! Combating linguistic discrimination with inflectional perturbations](#). In *Proceedings of the 58th Annual Meeting of the Association for Computational Linguistics*, pages 2920–2935, Online. Association for Computational Linguistics.
- Svitlana Vakulenko, Shayne Longpre, Zhucheng Tu, and Raviteja Anantha. 2021. Question rewriting for conversational question answering. In *Proceedings of the 14th ACM International Conference on Web Search and Data Mining*, pages 355–363.
- Jason W. Wei and Kai Zou. 2019. [EDA: easy data augmentation techniques for boosting performance on text classification tasks](#). In *Proceedings of the 2019 Conference on Empirical Methods in Natural Language Processing and the 9th International Joint Conference on Natural Language Processing, EMNLP-IJCNLP 2019, Hong Kong, China, November 3-7, 2019*, pages 6381–6387. Association for Computational Linguistics.

- Thomas Wolf, Lysandre Debut, Victor Sanh, Julien Chaumond, Clement Delangue, Anthony Moi, Pierric Cistac, Tim Rault, Remi Louf, Morgan Funtowicz, Joe Davison, Sam Shleifer, Patrick von Platen, Clara Ma, Yacine Jernite, Julien Plu, Canwen Xu, Teven Le Scao, Sylvain Gugger, Mariama Drame, Quentin Lhoest, and Alexander Rush. 2020. [Transformers: State-of-the-art natural language processing](#). In *Proceedings of the 2020 Conference on Empirical Methods in Natural Language Processing: System Demonstrations*, pages 38–45, Online. Association for Computational Linguistics.
- Yan Xu, Etsuko Ishii, Genta Indra Winata, Zhaojiang Lin, Andrea Madotto, Zihan Liu, Peng Xu, and Pascale Fung. 2021. [Caire in dialdoc21: Data augmentation for information seeking dialogue system](#). In *Proceedings of the 1st Workshop on Document-grounded Dialogue and Conversational Question Answering (DialDoc 2021)*, pages 46–51.
- Yi-Ting Yeh and Yun-Nung Chen. 2019. [Flowdelta: Modeling flow information gain in reasoning for conversational machine comprehension](#). In *Proceedings of the 2nd Workshop on Machine Reading for Question Answering*, pages 86–90.
- Hugh Zhang, Daniel Duckworth, Daphne Ippolito, and Arvind Neelakantan. 2021a. [Trading off diversity and quality in natural language generation](#). In *Proceedings of the Workshop on Human Evaluation of NLP Systems (HumEval)*, pages 25–33, Online. Association for Computational Linguistics.
- Xiang Zhang, Junbo Zhao, and Yann LeCun. 2015. [Character-level Convolutional Networks for Text Classification](#). *arXiv:1509.01626 [cs]*.
- Zhuosheng Zhang, Junjie Yang, and Hai Zhao. 2021b. [Retrospective reader for machine reading comprehension](#). *Proceedings of the AAAI Conference on Artificial Intelligence*, 35(16):14506–14514.
- Jing Zhao, Junwei Bao, Yifan Wang, Yongwei Zhou, Youzheng Wu, Xiaodong He, and Bowen Zhou. 2021. [RoR: Read-over-read for long document machine reading comprehension](#). In *Findings of the Association for Computational Linguistics: EMNLP 2021*, pages 1862–1872, Punta Cana, Dominican Republic. Association for Computational Linguistics.
- Chenguang Zhu, Michael Zeng, and Xuedong Huang. 2018. [Sdnet: Contextualized attention-based deep network for conversational question answering](#). *arXiv preprint arXiv:1812.03593*.
- Daniel M Ziegler, Nisan Stiennon, Jeffrey Wu, Tom B Brown, Alec Radford, Dario Amodei, Paul Christiano, and Geoffrey Irving. 2019. [Fine-tuning language models from human preferences](#). *arXiv preprint arXiv:1909.08593*.

Hyperparameter settings	CoQA	QuAC
Model architecture	RoBERTa-base	
Model size	125M parameters	
Optimizer	Adam	
Learning rate	3e-5	
Warmup steps	1000	0
Weight decay	0.01	0.01
Gradient accumulation steps	10	20
Early stopping patience	3	4
Batch size	6	
Maximum epoch	10	
Document stride	128	
Maximum sequence length	512	
Maximum answer length	50	

Table A.1: Hyperparameters for initialization of QA models.

A Additional Details of Experiments

Our implementation is based on [Wolf et al. \(2020\)](#), and we plan to release our codes as well as trained models. Before applying our reinforcement learning training, the QA and the QR models are initialized with the best QA and QR models. The QA models are trained on CoQA and QuAC datasets, and model selection is based on their F1 score. The QR models are trained on QReCC and CANARD, and model selection is based on the BLEU ([Papineni et al., 2002](#))^{A.1} score for CANARD and ROUGE-1R ([Lin, 2004](#)) for QReCC, respectively. We report the other hyperparameters in Table A.1 and Table A.2. We use Adam optimizer ([Kingma and Ba, 2015](#)) for all the training.

The hyperparameters used for the PPO training are reported in Table A.3. For rewrites generation with the QR model, we use beam search with beam width of 5, preventing generation repetition ([Keskar et al., 2019](#)) with using repetition penalty of 1.1, and set the maximum input sequence length to 512. We then run the PPO with value function coefficient of 1.0, while ensuring the sequence length of question rewriting model input to be 150 tokens maximum and the generations length to be 50 tokens at maximum. To ensure that the learned policy does not deviate too much, we apply an additional reward signal, adaptive KL factor β according to the magnitude of the KL-penalty with a KL-coefficient $K_\beta = 0.1$ following [Ziegler et al. \(2019\)](#).

^{A.1}<https://github.com/moses-smt/mosesdecoder/blob/master/scripts/generic/multi-bleu-detok.perl>

Hyperparameter settings	Value
Model architecture	GPT-2 base
Model size	117M parameters
Optimizer	Adam
Learning rate	3e-5
Warmup steps	500
Batch size	8
Gradient accumulation steps	8
Early stopping patience	3
Maximum epoch	20
History length (utterances)	3
Maximum sequence length	256

Table A.2: Hyperparameters for initialization of QR models both in QRECC and CANARD dataset training.

Hyperparameter settings	Value
Training settings	
Optimizer	Adam
Learning rate	1E-5, 1E-6, (1E-7), 1E-8, 1E-9
Batch size	8 (CoQA), 16 (QuAC)
Early stopping patience	3
Max epoch	6
QA history length	3
Max query rewrite length	100
QR max sequence length	150
Max sequence length	512
Max question length	128
Pad to maximum length	TRUE
Document stride	128
N best answers to generate	20
Max answer length	5
PPO settings	
Maximum PPO epoch	4
KL coefficient init	0.2
Target	6
Horizon	10000
gamma	1
lambda	0.95
cliprange	0.2
vf_coef	0.5
ce_coef	1

Table A.3: Hyperparameters for PPO training and inference (Best parameter is in bracket).

B Details of Robustness Experiment

We perform robustness testing by introducing a minor perturbation which minimally change the semantic of the sentence. We utilize NL-Augmenter toolkit ([Dhole et al., 2021](#))^{B.1} to generate 5 different type of perturbations, i.e., random upper casing ([Wei and Zou, 2019](#))^{B.2}, contraction expan-

^{B.1}<https://github.com/GEM-benchmark/NL-Augmenter>

^{B.2}https://github.com/GEM-benchmark/NL-Augmenter/tree/main/transformations/random_upper_transformation

Perturb	Amazon		Yelp		CoQA		QuAC	
	LD	BLEU	LD	BLEU	LD	BLEU	LD	BLEU
UPC	1.0%	94.0	0.2%	98.1	1.2%	93.6	0.8%	95.6
WCE	7.3%	43.1	7.4%	34.4	6.8%	36.7	7.1%	33.8
SLW	5.0%	89.9	5.1%	86.8	3.5%	91.3	1.5%	95.7
WIF	8.8%	52.7	7.9%	54.6	10.4%	44.0	9.1%	47.8
SPP	31.1%	57.3	32.7%	68.5	53.4%	34.6	46.4%	39.9

Table B.1: Perturbation statistics on Amazon, Yelp, CoQA, and QuAC tasks. **LD** denotes the Levensthein distance divided by the number of characters in the original dataset. **BLEU** denotes BLEU score. We apply five perturbations: **UPC** (upper casing), **WCE** (word contraction expansion), **SLW** (slang word), **WIF** (word inflection), and **SPP** (sentence paraphrasing).

sion (Ribeiro et al., 2020)^{B.3}, word inflection variation (Tan et al., 2020)^{B.4}, slang word^{B.5}, and sentence paraphrasing using yoda transformation^{B.6} perturbations. For random upper casing, we apply a probability of 10% to randomly upper case letters. For contraction expansion, inflection variation, and slang word variation perturbations, we apply them without randomness by replacing all occurrences of words that fulfill the corresponding rules of each perturbation so as to increase the difference to the original sentence. For sentence paraphrasing, we apply a rule-based yoda paraphrasing which reconstruct the sentence into its “XSV” syntax format, where the ‘S’ stands for subject, the ‘V’ stands for verb, and the ‘X’ being a stand-in for whatever chunk of the sentence goes after the verb from the original “SVX” syntax format. Table B.1 shows the BLEU score (Papineni et al., 2002) and the Levensthein distance (Miller et al., 2009) from each perturbation compared to the original sentence in each dataset. We do not report contraction expansion perturbation due to the minute differences with the original sentence.

C Details of Data Augmentation Approach

We investigate a data augmentation approach. While we adopt the question rewrites obtained by

^{B.3}https://github.com/GEM-benchmark/NL-Augmenter/tree/main/transformations/contraction_expansions

^{B.4}https://github.com/GEM-benchmark/NL-Augmenter/tree/main/transformations/english_inflectional_variation

^{B.5}<https://github.com/GEM-benchmark/NL-Augmenter/tree/main/transformations/slangificator>

^{B.6}https://github.com/GEM-benchmark/NL-Augmenter/tree/main/transformations/yoda_transform

the QR model to fine-tune the QA model regardless of their quality, we filter rewrites based on their F1 scores. We first generate 10 possible rewrites using $k = 20$ and $p = 0.95$ with top- k sampling (Zhang et al., 2021a) for all the questions in the training and validation set of CoQA and QuAC with the QR model pretrained either on QReCC or CANARD. To guarantee the quality of the rewrites, we select the best scoring one out of 10 candidates on the corresponding CoQA or use the original question if the original question gets a better F1 score. Then, we finetune another QR model using the newly annotated question rewrites pairs $\{X_t, \hat{Q}_t\}$ so that the model learns how to reformulate questions. Here, following our main experiments, we use pretrained GPT-2 as initialization for finetuning. We use Adam optimizer (Kingma and Ba, 2015) with the learning rate of $3e-5$, and the other hyperparameters follow Table A.2.

We report the evaluation results on CoQA and QuAC in Table C.1. We cannot find any justification to apply the data augmentation approach from our experiments. We constantly get worse scores compared to the end-to-end settings in CoQA, and almost the same for QuAC. We could not observe any meaningful improvement, except that it performs better than the pipeline settings (see Table 1 for comparison).

D Additional Analysis: Gradient Saliency Analysis

Inspired by Mudrakarta et al. (2018), we construct a saliency map for each sample in CoQA to observe which part of the inputs counts for the predictions using Integrated Gradient analysis (Kohli et al., 2020; Sundararajan et al., 2017). Based on our QA model implementation, we construct a saliency map for the predictions on a start index, end index, and on a label to determine whether it is a yes/no/unknown question.

Examples of the saliency map are depicted in Figure D.1, D.2, and D.3 respectively. For the sake of better interpretability, we compute the distribution of tokens that affects the QA model predictions either positively or negatively. We first count each tokens’ positive (> 0) and negative (< 0) attributions, and then normalized with each input lengths. The normalized value then taken as a distribution over questions, dialogue histories, and contexts. Results are reported in Table D.1 - D.4. Note that the total per column is not always 100% due to

Settings	CoQA						QuAC		
	Overall F1	Child.	Liter.	M&H	News	Wiki.	F1	HEQ-Q	HEQ-D
end-to-end	84.5	84.4	82.4	82.9	86.0	86.9	67.8	63.5	7.9
QReCC-augment	84.1	84.1	81.9	82.4	85.4	86.7	67.8	63.4	8.1
CANARD-augment	83.7	83.8	81.6	81.9	85.1	86.4	67.8	63.5	7.8

Table C.1: Evaluation results of the data augmentation methods. Our data augmentation approach scores constantly worse than the end-to-end setting for CoQA, and almost the same for QuAC.

Input	Distribution of Contributing Tokens					
	start index		end index		yes/ no/ unknown	
	>0	<0	>0	<0	>0	<0
\dot{Q}_t	32.7%	25.9%	29.9%	30.0%	3.5%	0.8%
\mathcal{D}_{t-1}	33.2%	37.5%	33.5%	37.5%	28.6%	14.0%
Y_t	33.9%	36.5%	36.5%	32.4%	67.7%	85.1%

Table D.1: Results of Integrated Gradient Analysis on the CoQA inputs using the rewritten questions.

Input	Distribution of Contributing Tokens					
	start index		end index		yes/ no/ unknown	
	>0.5	<= -0.5	>0.5	<= -0.5	>0.5	<= -0.5
\dot{Q}_t	3.9%	0.9%	8.4%	1.0%	0.0%	0.0%
\mathcal{D}_t	1.4%	1.7%	1.9%	1.0%	100.0%	100.0%
Y_t	94.6%	97.2%	89.5%	97.9%	0.0%	0.0%

Table D.2: Results of Integrated Gradient Analysis on the CoQA inputs using the rewritten questions for significantly contributing tokens.

rounding. From the comparison between Table D.1 and Table D.3 or between Table D.2 and Table D.4, we only observe marginal differences between the distributions. It is linked to the issue we report in the main paper that the QR models learned to copy the original questions.

From the comparison between Table D.1 and Table D.2 or between Table D.3 and Table D.4, we can see that the dialogue histories have more effects on the model predictions than questions, however, the questions give more significant contributions to them. Throughout the gradient saliency analysis, we cannot find any justification to apply QR for CQA, since our results could be interpreted as the QA model can leverage the dialogue history without QR.

Input	Distribution of Significantly Contributing Tokens					
	start index		end index		yes/ no/ unknown	
	>0	<0	>0	<0	>0	<0
Q_t	32.8%	25.6%	29.8%	29.8%	3.5%	0.8%
\mathcal{D}_t	33.2%	37.7%	33.5%	37.6%	28.7%	14.0%
Y_t	33.9%	36.6%	36.5%	32.5%	67.6%	85.1%

Table D.3: Results of Integrated Gradient Analysis on the CoQA inputs using the original questions.

Input	Distribution of Significantly Contributing Tokens					
	start index		end index		yes/ no/ unknown	
	>0.5	<= -0.5	>0.5	<= -0.5	>0.5	<= -0.5
Q_t	3.9%	1.0%	8.2%	1.0%	0.0%	0.0%
\mathcal{D}_t	1.6%	2.0%	2.0%	1.0%	100.0%	100.0%
Y_t	94.4%	96.9%	89.6%	97.9%	0.0%	0.0%

Table D.4: Results of Integrated Gradient Analysis on the CoQA inputs using the original questions for significantly contributing tokens.

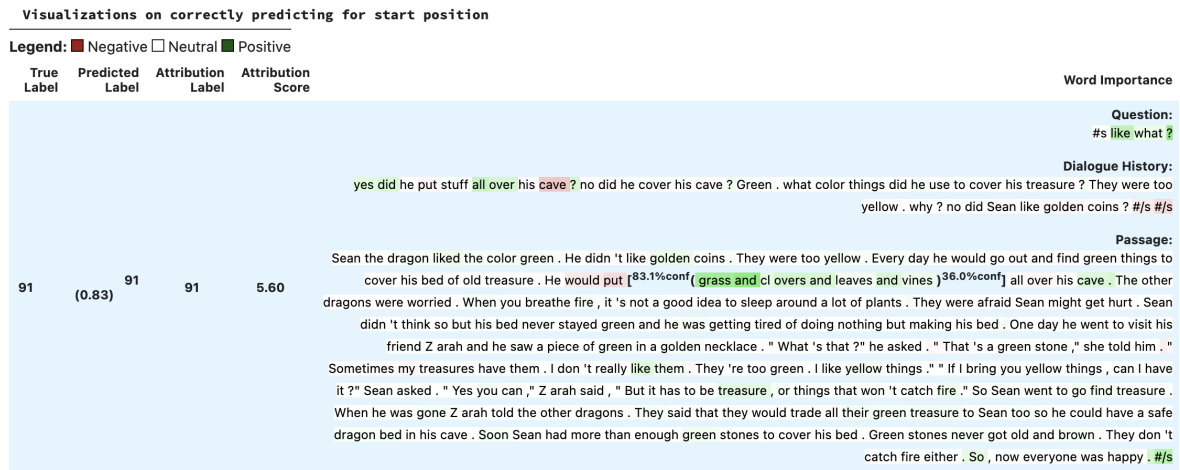


Figure D.1: Visualization of Integrated Gradient saliency analysis on our RL approach that predicts the start index correctly. Round brackets indicate the QA model predictions of the start and end index, and square brackets the gold start and end index.

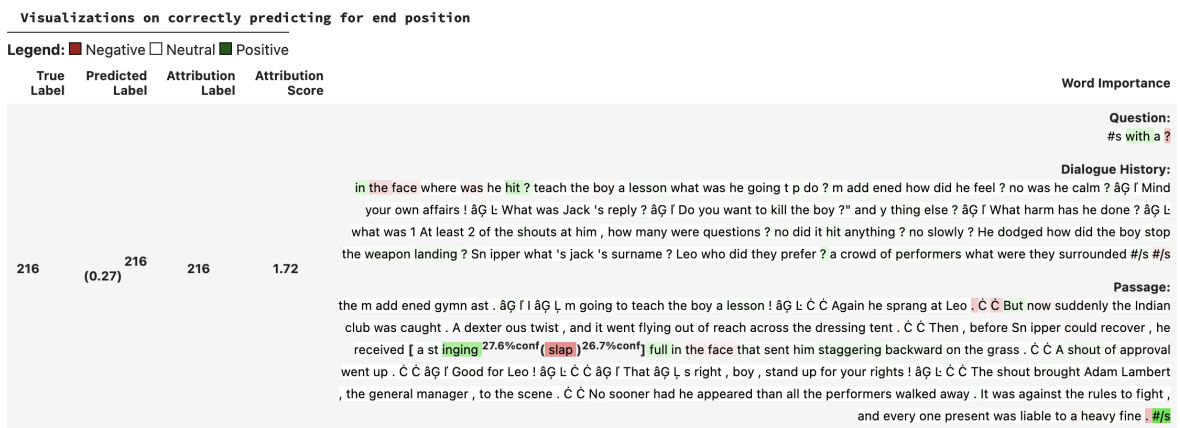


Figure D.2: Visualization of Integrated Gradient saliency analysis on our RL approach that predicts the end index correctly. Round brackets indicate the QA model predictions of the start and end index, and square brackets the gold start and end index.

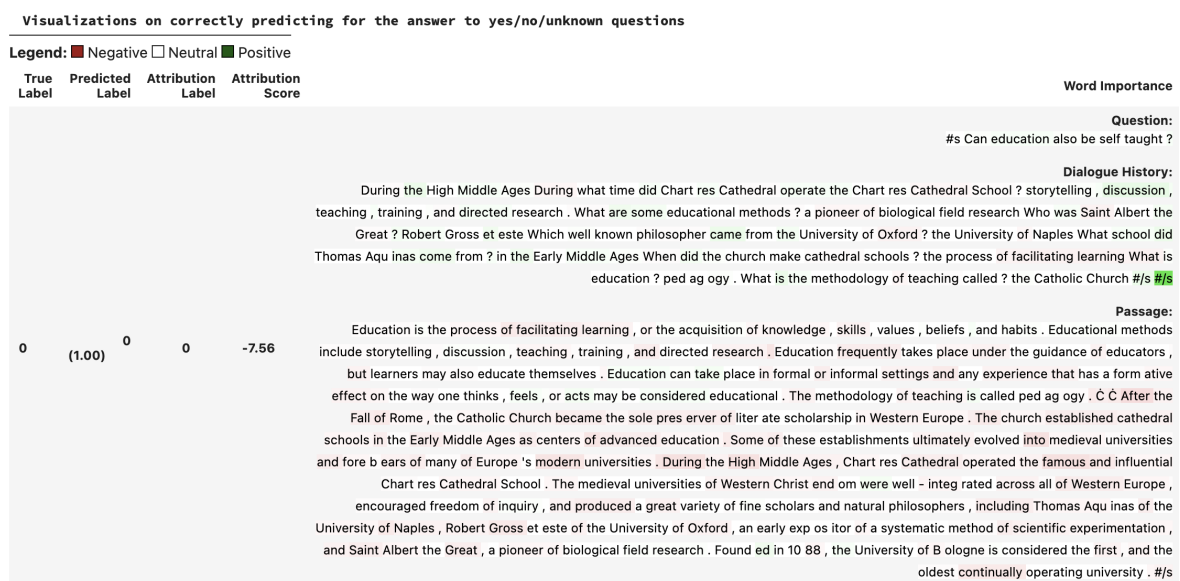


Figure D.3: Visualization of Integrated Gradient saliency analysis on our RL approach that correctly the answers yes/no/unknown question.