

Collective motion of active particles exhibiting non-reciprocal orientational interactions

Miloš Knežević^{1,*} and Holger Stark¹

¹Institut für Theoretische Physik, Technische Universität Berlin, Hardenbergstraße 36, D-10623 Berlin, Germany

*knezevic@campus.tu-berlin.de

ABSTRACT

We present a Brownian dynamics study of a 2d bath of active particles interacting among each other through usual steric interactions and, additionally, via non-reciprocal avoidant orientational interactions. As expected, in most cases such interactions disrupt the motility-induced particle clustering in active baths. Surprisingly, however, we find that the active particles can self-organize into collectively moving flocks if the range of non-reciprocal interactions is close to that of steric interactions. We observe that the flocking motion can manifest itself through a variety of structural forms, spanning from single dense bands to multiple moderately-dense stripes. The flocking order parameter is found to be only weakly dependent on the underlying flock structure.

Introduction

The interdisciplinary field of active matter^{1–5}, situated at the crossroad of physics, chemistry, biology and engineering, examines individual and collective behavior of units capable of autonomous motion. The units can be diverse, including, for instance, bacteria that use body appendages to swim in viscous media, active colloids that exhibit propulsive motion by generating flow around their surfaces by means of self-phoresis, bird flocks and sheep herds. Many interesting properties of these systems can be captured already with simple models which do not account explicitly for the medium surrounding active units. Instead, on the coarse-grained level the medium serves as a source of fluctuations and drag forces acting on the units. Typically, active units are modeled as particles moving with a roughly constant speed along an orientation vector attached to them⁶, which can change its direction due to rotational diffusion and inter-particle interactions. On one side of the spectrum, there are models with pairwise interactions. Possibly the simplest example within this class of models involves isotropic active particles interacting with each other via steric interactions, which can lead to the phenomenon of motility-induced phase separation^{7–10} (MIPS) between dense particle clusters and dilute regions of freely moving particles. In a nutshell, MIPS takes place when active particles are sufficiently fast and numerous^{11,12}, increasing chances that free particles join existing clusters compared to chances that particles within clusters escape them as a result of rotational diffusion. On the other side, there are models with social interactions^{13,14}. The most notable example within this class is the Vicsek model¹⁵, incorporating alignment with average particle orientation of all neighbors situated within some fixed radial distance, which can result in coherent flocking motion^{16–19}: particles spontaneously form traveling bands propagating along a common direction. Models fusing both type of interactions²⁰ are also found in literature.

If pairwise interactions stem from a potential, they are reciprocal due to Newton's action-reaction principle. However, the reciprocity can be broken if the pairwise interaction originates in some non-equilibrium mechanism²¹. Numerous examples exist in literature, including carpets of microfluidic rotors²², droplets exhibiting predator-prey interactions driven by non-reciprocal oil exchange²³, neural networks^{24,25} and many others²⁶. An eminent example of non-reciprocal interactions from the realm of active matter is found in binary mixtures of active colloids with phoretic interactions^{27–30}. In essence, colloids with two distinct hemispheres, immersed in a solution containing an appropriate chemical solute, can produce and maintain a local chemical concentration gradient by means of, for instance, self-diffusiophoresis or self-thermophoresis. The chemical gradient implies a hydrodynamic flow of the surrounding solvent, which in turn propels the colloid forward so that the entire system remains force free. Two populations of different active colloids will exhibit a different response to self-generated chemical gradients, leading in general to non-reciprocal interactions, the strength of which can be controlled by varying colloidal mobilities and activities. Interestingly, it has been reported that interplay of hydrodynamics and boundaries can also lead to non-reciprocal interactions²².

In this article we study the collective motion of a 2d low Reynolds number suspension of self-propelled particles displaying non-reciprocal pairwise interactions. The particles perform active Brownian motion with a constant swim speed v and translational and rotational diffusion constants D and D_R . Two types of pairwise interactions are present in the system as we describe in more detail in the Methods section. Firstly, the particles interact with each other via repulsive steric forces

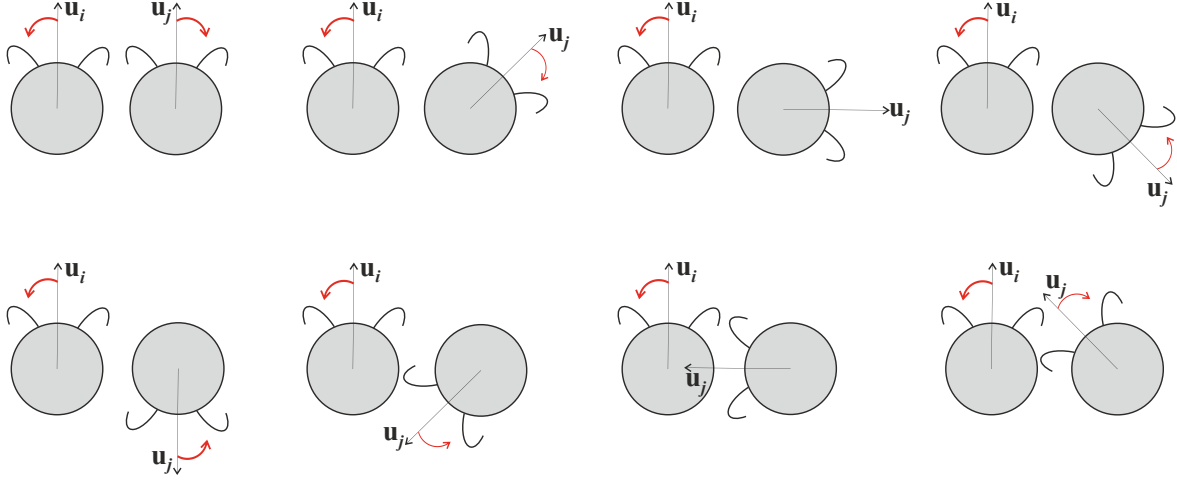


Figure 1. A schematic of the encounter between two *Chlamydomonas*. Their current unit orientation vectors \mathbf{u}_i are depicted in light black, while their directions of rotation upon interactions modeled by non-reciprocal torques from Eq. (5) are displayed in red. As an illustration eight different examples are shown. The torques are non-reciprocal in the general case (hinted by different thicknesses of the red arrows).

with a typical interaction range σ , which can be interpreted as an effective particle diameter. In the absence of other kind of interactions, the active suspension would be described by two dimensionless parameters: the area fraction Φ of active particles and the Péclet number $Pe = v\sigma/D$. The Pe number is the ratio of characteristic times σ^2/D and σ/v that the active particle needs to respectively diffuse and swim its own size σ . In this study we fix $\Phi = 0.24$ and $Pe = 80$ such that the system is in the regime where MIPS occurs.

In addition, the particles exhibit pairwise orientational interactions of short range R , which manifest themselves as torques acting on the particles, see Eq. (5) in the Methods section. If the distance \mathbf{r}_{ij} between the particles i and j is smaller than a cutoff distance R , they are subjected to torques of the amplitude \mathcal{T}_0 . In the general case, the orientational interaction is non-reciprocal, meaning that the torques \mathcal{T}_{ij} and \mathcal{T}_{ji} acting on the particles are not equal and opposite, $\mathcal{T}_{ij} \neq -\mathcal{T}_{ji}$. This stems from the form of Eq. (5) where the torque exerted on particle i depends on its orientation \mathbf{u}_i and the normalized separation vector $\mathbf{r}_{ij}/|\mathbf{r}_{ij}|$, but not on the orientation of particle j . The interactions are predominantly avoidant in nature. For example, interaction of such form can be motivated by looking at the dynamics of alga *Chlamydomonas reinhardtii*³¹. *Chlamydomonas* propagates itself through the fluid by breaststroke beating of a pair of frontal flagella³² such that its far-field flow topology resembles that of a puller³³: the flow is inward along the main body axis and outward in the perpendicular direction. Recent experiments have demonstrated that *Chlamydomonas* scatter off solid surfaces primarily due to contact interactions³⁴ between their flagella and the surface, while hydrodynamic interactions³⁵ play a lesser role. The contact interactions generate torques³⁶ that avert the algal body from a collision with the surface. To capture this type of interaction, we propose the model described by Eq. (5), in which case $\mathcal{T}_{ij} \equiv \mathcal{T}_i$ would stand for the torque exerted on the particle and $\mathbf{r}_{ij} \equiv \mathbf{r}_i$ for the distance vector of the particle i from the surface. It is reasonable to suppose that an analog contact interaction through flagella exists among two algae situated close to each other. Since there are no useful experimental insights concerning such interactions between algae, we propose the torque of Eq. (5) as a first approach for describing these interactions. Thus, as the flagellum of one *Chlamydomonas* touches the cell body of the other, and vice versa, the torques exerted on the algae will be non-reciprocal in the general case. Some typical examples of the encounter of two algae modeled by Eq. (5) are illustrated in Fig. 1, where the orientation of alga i is fixed and eight orientations of alga j are chosen. The directions of the torques acting on both algae and their strengths are indicated by curved red arrows.

We describe active particle motion by a set of coupled overdamped stochastic equations, which are presented in the Methods section. Starting from an active suspension exhibiting MIPS as a reference state, we introduce non-reciprocal orientational interactions (5) and using the method of Brownian dynamics conduct a detailed parameter study of collective motion of the resulting active bath as a function of torque amplitude \mathcal{T}_0 and interaction range R . As the orientational interactions are predominantly avoidant, one expects disruption of MIPS for strong enough torques \mathcal{T}_0 . Even though the disordered state is indeed the most common outcome for strong torques, as the state diagram in Fig. 2 shows, surprisingly, we find that there exists a narrow region in the state diagram, characterized by short interaction range R and moderate torques \mathcal{T}_0 , where a transition to ordered collective motion occurs. In the ordered state, the particles move in flocks which can take a variety of structures spanning from a compact dense band to a single porous band to multiple bands. This is the main result of our study.

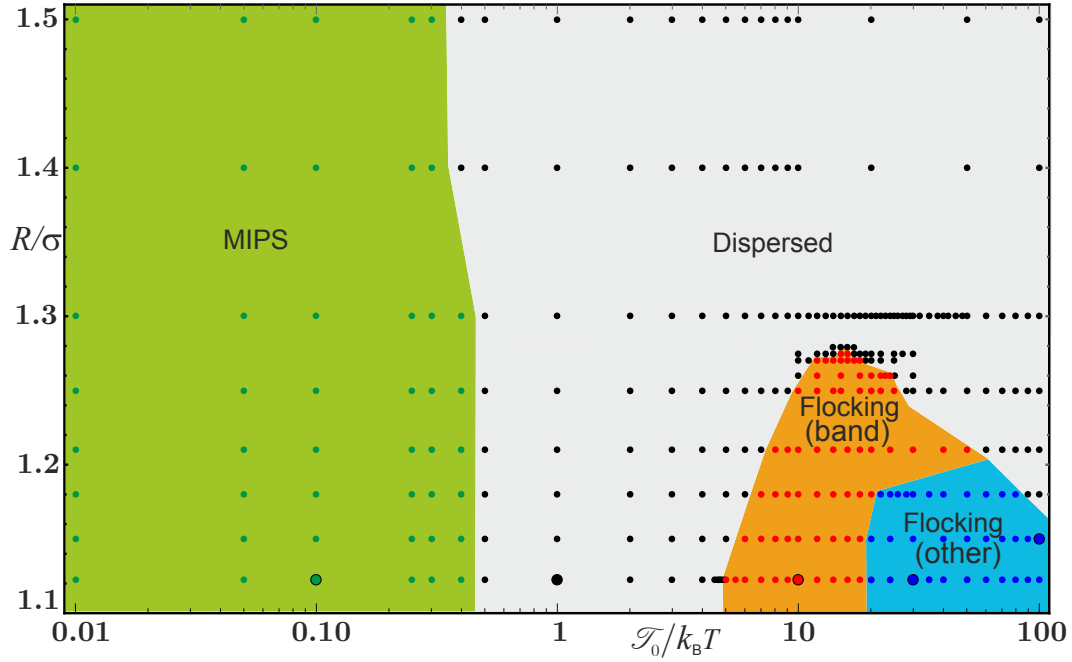


Figure 2. State diagram of the system as a function of the non-reciprocal interaction range R and interaction amplitude \mathcal{T}_0 . The \mathcal{T}_0 axis is presented in the logarithmic scale and includes data over the range of five orders of magnitude. Apart from the dispersed state, three ordered states are observed, which we term MIPS, flocking (band) and flocking (other). State boundaries have been sketched by using simulation data, represented by circles of different colors. The system is characterized by $\Phi = 0.24$ and $Pe = 80$. The states of the snapshots presented in Fig. 3 are indicated by enlarged circles.

The article is organized as follows. In the Results section we analyze different states appearing in our system and construct the corresponding state diagram in the parameter space of \mathcal{T}_0 and R . We elaborate the implications of our findings, suggest possible future experiments, and offer our conclusions in the Discussion section. Lastly, the equations of motion of active particles and details of Brownian dynamics simulations are presented in the Methods section.

Results

The results of our Brownian dynamics simulations are summarized in a state diagram shown in Fig. 2. We observe four distinct states. First, for relatively weak torques, $\mathcal{T}_0/k_B T \lesssim 0.5$, non-reciprocal interactions play only a minor role and the active bath exhibits MIPS irrespective of their range R . This regime is illustrated in the top left panel of Fig. 3 and in Movie 1. Second, for sufficiently strong torques, $\mathcal{T}_0/k_B T \gtrsim 0.5$, and large interaction range R the non-reciprocal interactions prevent motility-induced clustering. A typical snapshot of the resulting dispersed state is shown in the top right panel of Fig. 3. Smaller unstable clusters are visible (see Movie 2).

The most interesting behavior occurs when the range of non-reciprocal interactions is close to the range of steric interactions, in our case $R/\sigma \gtrsim 1.3$. For moderately large torques, $\mathcal{T}_0/k_B T \gtrsim 5$, one observes a transition to coherent flocking motion of active particles. Depending on the exact parameter choice from this domain, the system can display an assortment of different flocking structures, which we roughly classify into two groups. In the region displayed in orange in Fig. 2 a dense band of particles develops, cruising collectively in a common direction against a dilute background. This state is depicted in the middle panels of Fig. 3. There, a coherently moving band is shown at two time instances, $3D_R^{-1}$ apart from each other; see also Movie 3. In addition to ordered bands, other structurally diverse states displaying coherent motion are possible in the system. Some examples are shown in the bottom panels of Fig. 3, which include a moderately dense stripe and multiple stripes. The dynamics of multiple stripes is shown in Movie 4. Other irregular structures are also possible. As it is difficult to formulate a good criterion for a sharp classification of these structures, we group all of them together under a blue region in the state diagram in Fig. 2.

To quantify the degree of order in coherently moving states, we use the average normalized orientation Ψ of active particles




Figure 3. Simulation snapshots of typical states appearing in the system for different interaction strength \mathcal{T}_0 and range R/σ as indicated by enlarged circles in the state diagram of Fig. 2. Top left panel: MIPS ($\mathcal{T}_0/k_B T = 0.1$ and $R/\sigma = 2^{1/6}$) and top right panel: dispersed state ($\mathcal{T}_0/k_B T = 1$ and $R/\sigma = 2^{1/6}$). Middle panel: Flocking (band). Two snapshots of a coherently moving band of active particles ($\mathcal{T}_0/k_B T = 10$ and $R/\sigma = 2^{1/6}$) are shown, with a time of $3D_R^{-1}$ in between them. Bottom panel: Flocking (others). Left: Coherent motion of a moderately dense stripe of particles ($\mathcal{T}_0/k_B T = 100$ and $R/\sigma = 1.15$). Right: Ordered motion of several stripes ($\mathcal{T}_0/k_B T = 30$ and $R/\sigma = 2^{1/6}$). Red arrows denote the direction of coherent motion. In all cases $\Phi = 0.24$ and $Pe = 80$.

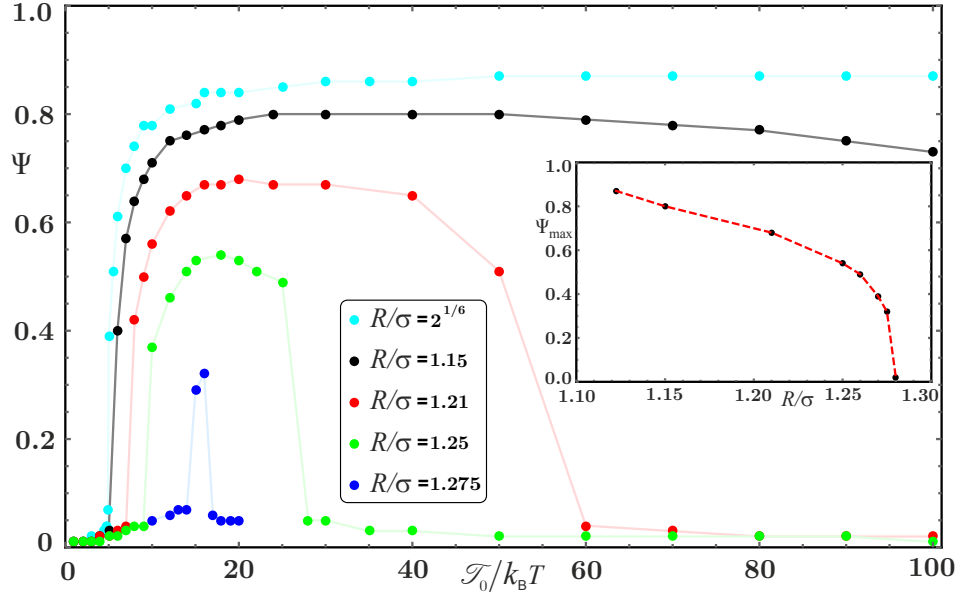


Figure 4. The order parameter Ψ as a function of non-reciprocal interaction amplitude \mathcal{F}_0 for selected values of interaction range R . The inset shows the maximum of the order parameter, Ψ_{\max} , versus R . The measured values are shown in (colored) circles. Continuous and dashed lines are guides to the eye.

as the polar order parameter

$$\Psi = \frac{1}{N} \left| \sum_{i=1}^N \mathbf{u}_i \right|, \quad (1)$$

where N is the number of particles in the system. If the individual particles point in random directions, the motion is disordered and the order parameter is approximately zero. On the other side, all particles pointing in roughly the same direction would correspond to $\Psi \approx 1$. In Fig. 4 we plot the polar order parameter Ψ as a function of torque amplitude \mathcal{F}_0 for several interaction ranges R . The highest order Ψ is realized when the range R of non-reciprocal forces coincides with the range of steric forces $2^{1/6}\sigma$. Consistent with the findings of Fig. 2, the polar order is vanishingly small for $\mathcal{F}_0/k_B T < 5$ in the MIPS and dispersed state. Around this torque value, Ψ abruptly increases over a narrow torque interval up to values $\Psi \gtrsim 0.8$. Interestingly, a structural change in the state of coherent motion from a flocking band to other flocking patterns around $\mathcal{F}_0/k_B T = 20$ is not accompanied with a change of Ψ , which stays approximately the same for a broad range of \mathcal{F}_0 values, see Fig. 4. Increase in the range R of orientational interactions leads to a reduction of order Ψ in general. For sufficiently long interaction range (in our case $R/\sigma \gtrsim 1.18$) we observe that the order Ψ initially increases with \mathcal{F}_0 towards some maximum value, after which Ψ decreases and eventually becomes vanishingly small with a further increase of torque amplitude in the reentrant dispersed state. Intriguingly, for all values of R in this domain, the maximum value of Ψ is roughly attained for torques from the interval $15 < \mathcal{F}_0/k_B T < 20$. Finally, let us note that the range of torque values for which the system displays coherent motion (finite Ψ) decreases with an increase of R . For $R/\sigma \geq 1.28$ the order disappears for all \mathcal{F}_0 . In the inset of Fig. 4 we plot the decrease of the maximum of the order parameter, Ψ_{\max} , with the increase of the interaction range R . Further work is needed to reveal if the decrease of Ψ_{\max} to zero in the vicinity of $R/\sigma \approx 1.28$ is continuous or discontinuous.

Discussion

To summarize, we studied a system of active particles interacting with each other via conventional steric interactions; besides, we introduced the additional non-reciprocal avoidant orientational interactions. The latter were motivated by an example of flagellum–body interactions which are present in an encounter of two algae (cf. Fig. 1). We showed that motility-induced active particle clustering is disturbed already for moderately low non-reciprocal interaction amplitudes \mathcal{F}_0 and that the active bath finds itself in most instances in a dispersed state, characterized by numerous and unstable smaller clusters. However, the dispersed state is not the only possible outcome. Remarkably, if the non-reciprocal interaction range R is close to the steric interaction range, we demonstrated that the active system displays coherent flocking motion for a finite range of amplitudes \mathcal{F}_0

(cf. Fig. 4). Uncovering the microscopic mechanism of this ordering will be one direction of our future efforts. The polar order is found to decrease with increasing R , and is largely independent on the underlying flock structure.

Collective behavior of *Chlamydomonas* algae has recently been the focus of experimental studies³⁷. Importantly, the flocking motion observed in our simulation work has not been reported in the experiments so far. We hope that our work may stimulate future investigations aimed at establishing a connection between our parameters \mathcal{T}_0 and R and interaction parameters of real systems. A possible experimental setup could be perhaps realized either through biological engineering (manipulating the length and mechanical properties of algal flagella) or by manufacturing artificial microswimmers following prescribed non-reciprocal interactions.

Methods

We consider a system consisting of N overdamped active particles propelling with a fixed speed v and variable orientations in two spatial dimensions. The time evolution of their positions $\mathbf{r}_i = (x_i, y_i)$ and orientations $\mathbf{u}_i = (\cos \varphi_i, \sin \varphi_i)$ is described by associated overdamped Langevin equations

$$\dot{\mathbf{r}}_i = v\mathbf{u}_i + \mu \sum_{j \neq i} \mathbf{F}_{ij} + \sqrt{2D} \boldsymbol{\xi}_i, \quad (2)$$

$$\dot{\varphi}_i = \mu_R \sum_{j \neq i} \mathcal{T}_{ij} + \sqrt{2D_R} \eta_i. \quad (3)$$

The particles possess translational and rotational mobilities μ and μ_R and their translational and rotational diffusive motion is characterized by respective diffusion constants $D = \mu k_B T$ and $D_R = \mu_R k_B T$, with T being the ambient temperature. Here $\boldsymbol{\xi}_i$ and η_i denote two zero-mean and unit-variance Gaussian white noises, $\langle \xi_i^\alpha(t) \xi_j^\beta(t') \rangle = \delta_{\alpha\beta} \delta_{ij} \delta(t - t')$ and $\langle \eta_i(t) \eta_j(t') \rangle = \delta_{ij} \delta(t - t')$, where Greek letters denote Cartesian components. The particles interact with each other in two ways.

Firstly, the particles exhibit steric forces $\mathbf{F}_{ij} = -\nabla_{\mathbf{r}_i} V_{\varepsilon, \sigma}(\mathbf{r}_i - \mathbf{r}_j)$, originating from the Weeks–Chandler–Andersen potential $V_{\varepsilon, \sigma}(\mathbf{r})$, which has strength ε at a characteristic distance σ :

$$V_{\varepsilon, \sigma}(\mathbf{r}) = \begin{cases} 4\varepsilon \left[\left(\frac{\sigma}{|\mathbf{r}|} \right)^{12} - \left(\frac{\sigma}{|\mathbf{r}|} \right)^6 \right] + \varepsilon, & |\mathbf{r}| \leq 2^{1/6} \sigma, \\ 0, & |\mathbf{r}| > 2^{1/6} \sigma. \end{cases} \quad (4)$$

Secondly, the particles located within a distance R from each other experience pairwise orientational interactions. These interactions are modeled by subjecting the particle i , when it is close to particle j , to the torque

$$\mathcal{T}_{ij} = \mathcal{T}_0 \theta(R - |\mathbf{r}_{ij}|) \left(\mathbf{u}_i \times \frac{\mathbf{r}_{ij}}{|\mathbf{r}_{ij}|} \right), \quad (5)$$

with \mathcal{T}_0 being the torque amplitude, R the interaction range, $\mathbf{r}_{ij} = \mathbf{r}_i - \mathbf{r}_j$ and $\theta(r)$ the Heaviside step function. Note that the orientational interaction is non-reciprocal, $\mathcal{T}_{ij} \neq -\mathcal{T}_{ji}$, in the general case. Some representative examples of this interaction are sketched in Fig. 1.

We measure time in units of active particle reorientation time D_R^{-1} , length in units of σ , and energy in units of $k_B T$. Particle motion is simulated within a box of area A and is subjected to periodic boundary conditions. In the absence of orientational interactions, the state of the active bath is described by the area packing fraction of disks $\Phi = N\sigma^2\pi/(4A)$ and the Péclet number $\text{Pe} = \sigma v/D$.

We simulate $N = 10^4$ particles, and set $\varepsilon/k_B T = 100$ and $\mu/\mu_R = \sigma^2/3$, derived from the Stokes friction coefficients of spherical particles. The dimensionless parameters $\Phi = 0.24$ and $\text{Pe} = 80$ are chosen such that the bath exhibits motility-induced phase separation in the absence of orientational interactions, $\mathcal{T}_0 = 0$. The amplitude, \mathcal{T}_0 , and range, R of the orientational interaction are then varied to explore the state diagram for fixed Φ and Pe . The numerical integration of Eqs. (2) – (3) is carried out following an Euler scheme with a time step of $10^{-5} D_R^{-1}$. Upon reaching the steady-state, the data are averaged over 5 independent simulation runs, each of duration $1000 D_R^{-1}$.

References

1. Ramaswamy, S. The mechanics and statistics of active matter. *Annu. Rev. Condens. Matter Phys.* **1**, 323–345 (2010).
2. Vicsek, T. & Zafeiris, A. Collective motion. *Phys. Rep.* **517**, 71–140 (2012).
3. Elgeti, J., Winkler, R. G. & Gompper, G. Physics of microswimmers – single particle motion and collective behavior: A review. *Rep. Prog. Phys.* **78**, 056601 (2015).

4. Zöttl, A. & Stark, H. Emergent behavior in active colloids. *J. Phys.: Condens. Matter* **28**, 253001 (2016).
5. Bechinger, C., Di Leonardo, R., Löwen, H., Volpe, G. & Volpe, G. Active particles in complex and crowded environments. *Rev. Mod. Phys.* **88**, 045006 (2016).
6. Romanczuk, P., Bär, M., Ebeling, W., Lindner, B. & Schimansky-Geier, L. Active Brownian particles. *Eur. Phys. J. Spec. Top.* **202**, 1–162 (2012).
7. Tailleur, J. & Cates, M. E. Statistical mechanics of interacting run-and-tumble bacteria. *Phys. Rev. Lett.* **100**, 218103 (2008).
8. Filly, Y. & Marchetti, M. C. Athermal phase separation of self-propelled particles with no alignment. *Phys. Rev. Lett.* **108**, 235702 (2012).
9. Redner, G. S., Hagan, M. F. & Baskaran, A. Structure and dynamics of a phase-separating active colloidal fluid. *Phys. Rev. Lett.* **110**, 055701 (2013).
10. Cates, M. E. & Tailleur, J. Motility-induced phase separation. *Annu. Rev. Condens. Matter Phys.* **6**, 219–244 (2015).
11. Buttinoni, I. *et al.* Dynamical clustering and phase separation in suspensions of self-propelled colloidal particles. *Phys. Rev. Lett.* **110**, 238301 (2013).
12. Speck, T. Collective behavior of active Brownian particles: From microscopic clustering to macroscopic phase separation. *Eur. Phys. J. Special Top.* **225**, 2287–2299 (2016).
13. Lavergne, F. A., Wendehenne, H., Bäuerle, T. & Bechinger, C. Group formation and cohesion of active particles with visual perception-dependent motility. *Science* **364**, 70–74 (2019).
14. Bäuerle, T., Löffler, R. C. & Bechinger, C. Formation of stable and responsive collective states in suspensions of active colloids. *Nat. Commun.* **11**, 2547 (2020).
15. Vicsek, T., Czirók, A., Ben-Jacob, E., Cohen, I. & Shochet, O. Novel type of phase transition in a system of self-driven particles. *Phys. Rev. Lett.* **75**, 1226–1229 (1995).
16. Toner, J. & Tu, Y. Long-range order in a two-dimensional dynamical XY model: How birds fly together. *Phys. Rev. Lett.* **75**, 4326–4329 (1995).
17. Czirók, A., Stanley, H. E. & Vicsek, T. Spontaneously ordered motion of self-propelled particles. *J. Phys. A: Math. Gen.* **30**, 1375–1385 (1997).
18. Toner, J. & Tu, Y. Flocks, herds, and schools: A quantitative theory of flocking. *Phys. Rev. E* **58**, 4828–4858 (1998).
19. Grégoire, G. & Chaté, H. Onset of collective and cohesive motion. *Phys. Rev. Lett.* **92**, 025702 (2004).
20. Martín-Gómez, A., Levis, D., Díaz-Guilera, A. & Pagonabarraga, I. Collective motion of active Brownian particles with polar alignment. *Soft Matter* **14**, 2610–2618 (2018).
21. Ivlev, A. V. *et al.* Statistical mechanics where Newton’s third law is broken. *Phys. Rev. X* **5**, 011035 (2015).
22. Uchida, N. & Golestanian, R. Synchronization and collective dynamics in a carpet of microfluidic rotors. *Phys. Rev. Lett.* **104**, 178103 (2010).
23. Meredith, C. H. *et al.* Predator-prey interactions between droplets driven by non-reciprocal oil exchange. *Nat. Chem.* **12**, 1136–1142 (2020).
24. Sompolinsky, H. & Kanter, I. Temporal association in asymmetric neural networks. *Phys. Rev. Lett.* **57**, 2861–2864 (1986).
25. Montbrió, E. & Pazó, D. Kuramoto model for excitation-inhibition-based oscillations. *Phys. Rev. Lett.* **120**, 244101 (2018).
26. Fruchart, M., Hanai, R., Littlewood, P. B. & Vitelli, V. Non-reciprocal phase transitions. *Nature* **592**, 363–369 (2021).
27. Soto, R. & Golestanian, R. Self-assembly of catalytically active colloidal molecules: Tailoring activity through surface chemistry. *Phys. Rev. Lett.* **112**, 068301 (2014).
28. Pohl, O. & Stark, H. Dynamic clustering and chemotactic collapse of self-phoretic active particles. *Phys. Rev. Lett.* **112**, 238303 (2014).
29. Saha, S., Ramaswamy, S. & Golestanian, R. Pairing, waltzing and scattering of chemotactic active colloids. *New. J. Phys.* **21**, 063006 (2019).
30. Stürmer, J., Seyrich, M. & Stark, H. Chemotaxis in a binary mixture of active and passive particles. *J. Chem. Phys.* **150**, 214901 (2019).
31. Harris, E. H. *The Chlamydomonas sourcebook* (Academic Press, Oxford, 2009).

32. Polin, M., Tuval, I., Drescher, K., Gollub, J. P. & Goldstein, R. E. Chlamydomonas swims with two "Gears" in a Eukaryotic version of run-and-tumble locomotion. *Science* **325**, 487–490 (2009).
33. Drescher, K., Goldstein, R. E., Michel, N., Polin, M. & Tuval, I. Direct measurement of the flow field around swimming microorganisms. *Phys. Rev. Lett.* **105**, 168101 (2010).
34. Kantsler, V., Dunkel, J., Polin, M. & Goldstein, R. E. Ciliary contact interactions dominate surface scattering of swimming eukaryotes. *Proc. Natl. Acad. Sci.* **110**, 1187–1192 (2013).
35. Contino, M., Lushi, E., Tuval, I., Kantsler, V. & Polin, M. Microalgae scatter off solid surfaces by hydrodynamic and contact forces. *Phys. Rev. Lett.* **115**, 258102 (2015).
36. Ostapenko, T. *et al.* Curvature-guided motility of microalgae in geometric confinement. *Phys. Rev. Lett.* **120**, 068002 (2018).
37. Fragkopoulou, A. A. *et al.* Self-generated oxygen gradients control collective aggregation of photosynthetic microbes. *J. R. Soc. Interface* **18**, 20210553 (2021).

Acknowledgements

We acknowledge helpful discussion with Oliver Bäumchen, Marco Mazza and Jérémy Vachier in the initial stage of the research project. M.K. acknowledges financial support from TU Berlin through a visiting lectureship.

Author contributions statement

M.K. and H.S. designed research. M.K. carried out numerical simulations and analyzed data. M.K. and H.S. wrote the article.

Competing interests

The authors declare no competing interests.

Additional information

Correspondence and request for materials should be sent to M.K.