

ON COMPLEX ROOTS OF THE INDEPENDENCE POLYNOMIAL

FERENC BENCs, PÉTER CSIKVÁRI, PIYUSH SRIVASTAVA, AND JAN VONDRÁK

ABSTRACT. It is known from the work of Shearer [15] (see also Scott and Sokal [14]) that the independence polynomial $Z_G(\lambda)$ of a graph G of maximum degree at most $d+1$ does not vanish provided that $|\lambda| \leq \frac{d^d}{(d+1)^{d+1}}$. Significant extensions of this result have recently been given in the case $\Re \lambda \geq 0$ by Peters and Regts [12] and Bencs and Csikvári [4]. In this paper, our motivation is to further extend these results and find zero free regions when $\Re \lambda \leq 0$.

We begin by giving new geometric criteria for establishing zero-free regions as well as for carrying out semi-rigorous numerical explorations. We then provide two examples of the (rigorous) use of these criteria, by establishing two new zero-free regions in the left-half plane. We also improve upon the results of Bencs and Csikvári [4] for the right half-plane using our framework. By a direct application of the interpolation method of Barvinok [1], combined with extensions due to Patel and Regts [11], these results also imply deterministic polynomial time approximation algorithms for the independence polynomial of bounded degree graphs in the new zero-free regions.

1. INTRODUCTION

The independence polynomial, also known as the partition function of the hard core lattice gas in the statistical physics literature, is the graph polynomial given by

$$Z_G(\lambda) := \sum_{I: \text{independent set in } G} \lambda^{|I|}.$$

An independent set in a graph G is subset of its vertices no two of which are adjacent in G . In statistical mechanics, the polynomial arises in the modeling of adsorption phenomena (usually with G being a lattice); while in combinatorics, it is the natural generating function of independent sets of graphs, and offers a natural generalization to the problem of counting independent sets in a graph. These connections have led to the polynomial being studied extensively in the setting $\lambda > 0$, both in statistical physics and in computational complexity, and, in particular, has led to some very tight connections between the two fields [16, 17].

The setting $\lambda < 0$, and more generally, of complex λ is also of interest. In particular, the problem of understanding where the complex zeros of Z_G lie for graphs G in a given class is of special interest. In statistical mechanics, it relates to the Yang-Lee theory of phase transitions [18]. In the special case when G is a lattice, the work of Dobrushin and Shlosman [8, 9] also related the question to other, more probabilistic notions of phase transitions. In combinatorics, the behavior of Z_G at negative and complex λ plays an important role in the study of the Lovász local lemma; for a detailed discussion of this connection, we refer to the work of Shearer [15] as elucidated by Scott and Sokal [13]. For our purposes, we start with the following result proved in the above two papers. We denote by \mathcal{G}_Δ the set of finite graphs with vertex degrees at most Δ , for some fixed $\Delta \geq 3$.

PC is supported by the MTA-Rényi Momentum Counting in Sparse Graphs Research Group.

PS acknowledges support from the DAE, Government of India, under project no. RTI4001, from the Ramanujan Fellowship of SERB, from the Infosys foundation, through its support for the Infosys-Chandrasekharan virtual center for Random Geometry, and from Adobe Systems Incorporated via a gift to TIFR. Part of this work was performed when the authors were visiting the Simons Institute for the Theory of Computing at the University of California, Berkeley. The contents of this paper do not necessarily reflect the views of the funding agencies listed above.

Theorem 1.1 (see [13, 15]). *Let $d \geq 2$ be an integer. If $\lambda \in \mathbb{C}$ is such that $|\lambda| \leq \lambda^*(d) := \frac{d^d}{(d+1)^{d+1}}$ then $Z_G(\lambda) \neq 0$ for all graphs $G \in \mathcal{G}_{d+1}$. Further, for any negative real $\lambda_1 < -\lambda^*(d)$, there exists a graph $G \in \mathcal{G}_{d+1}$ and λ' satisfying $\lambda_1 < \lambda' < -\lambda^*(d)$ such that $Z_G(\lambda') = 0$.*

The above theorem gives a full description of the zero-free region of Z_G , as G varies over \mathcal{G}_{d+1} , on the negative real line. However, fully characterizing this zero-free region in the complex plane remains open. Nevertheless, significant progress has been made in recent years. Peters and Regts [12], in their work on proving a conjecture of Sokal, considered Z_G as G varies over spherically symmetric d -ary trees, and proved that it is non zero as long as $\lambda \in U_d$, where U_d is the open region containing the origin bounded by the curve

$$\partial U_d := \left\{ \kappa(\alpha) := \frac{-\alpha d^d}{(d+\alpha)^{d+1}} \mid |\alpha| = 1 \right\}. \quad (1.1)$$

Perhaps the first natural question to ask is whether this region is zero-free for Z_G even as G varies over all graphs in \mathcal{G}_{d+1} . The answer to this is no: Buys [6] showed that one can obtain a counterexample for $3 \leq d+1 \leq 9$ by considering spherically symmetric trees in which the arity of each vertex depends upon the distance from the root of the tree.

Let $\lambda_c(d) := \frac{d^d}{(d-1)^{d+1}}$ be the unique point of intersection of the curve ∂U_d with the positive real line. Peters and Regts [12] showed that for any positive $\lambda' < \lambda_c(d)$, there is an $\epsilon' = \epsilon'(\lambda') > 0$ such that for any z satisfying $|\Im z| \leq \epsilon'$ and $\Re z = \lambda'$, $Z_G(z) \neq 0$ for all $G \in \mathcal{G}_{d+1}$. They also gave explicit lower bounds on $\epsilon'(\lambda')$ for $\lambda' \in (0, \tan(\pi/(2d)))$ (note that $\tan(\pi/(2d)) > \lambda^*(d)$ for $d \geq 2$, so these results are not implied by Theorem 1.1). Bencs and Csikvári [4], using different methods, improved on the latter lower bounds, and thereby significantly extended the known zero-free region inside U_d in the right half-plane. However, these results did not provide any new zero-free regions in the left half-plane beyond the half-disk in Theorem 1.1.

The problem of understanding the location of zeros in U_d of the independence polynomial of graphs in \mathcal{G}_{d+1} has also become of interest in computational complexity theory. Polynomial time approximation algorithms for $Z_G(\lambda)$ for $G \in \mathcal{G}_{d+1}$ and $|\lambda| < \lambda^*(d)$ were given by Patel and Regts [11] and Harvey, Srivastava and Vondrák [10]. Using the results of Peters and Regts [12] on the existence of zeros near the boundary of ∂U_d , Bezáková, Galanis, Goldberg, and Štefankovič [5] showed that for every λ outside the closure of U_d , the problem of approximating $Z_G(\lambda)$ for graphs G in \mathcal{G}_{d+1} is NP-hard. On the other hand, due to the results of Barvinok [1] and Patel and Regts [11], the same problem admits a polynomial time algorithm for any complex rational λ if for some $\epsilon > 0$, the ϵ -neighborhood of the line segment $[0, \lambda]$ is zero-free for the polynomials Z_G for all $G \in \mathcal{G}_{d+1}$. More recently, de Boer, Buys, Guerini, Peters, and Regts [7] establish strong formal connections between computational complexity of the hard core model, complex dynamics, and zero-freeness of the partition function (see Main Theorem of [7]): in particular they prove that the zeros of Z_G for graphs in \mathcal{G}_{d+1} are dense in the complement of U_d . The limit shapes of the zero-free regions have also been studied: Bencs, Buys, and Peters [3] show that in the $d \rightarrow \infty$ limit, a rescaled version of zero-free region tends to a bounded 0-star shaped region, whose boundary intersects $\lim_{d \rightarrow \infty} d \cdot \partial U_d$ only at real parameters. In particular, the results of [3] show that for large enough d the zero-free region is strictly contained in U_d except for the two real parameters.

However, the problem of explicitly describing the zero-free region of Z_G for $G \in \mathcal{G}_{d+1}$ in the complex plane still remains open.

1.1. Contributions. In this paper, we give two geometric criteria (Theorems 4.5 and 4.6) which together give a framework for rigorously establishing (connected) zero-free regions as well as a way to carry out semi-rigorous numerical explorations.

We provide several examples of the (rigorous) use of these criteria. We establish two new zero-free regions in the left half plane: Theorem 6.1 gives a better result in the vicinity of the negative real line, while Theorem 7.1 gives a better result near the imaginary line. When restricted to the imaginary axis, the latter region agree with the result of Bencs and Csikvári [4] for the right half-plane. We also improve upon

the previous zero-freeness results of Bencs and Csikvári [4] for the right-half plane using the geometric criteria developed in this paper (Theorem 8.1, see also Remark 8.3). Following the template provided by the results of Barvinok [1] and Patel and Regts [11], these new zero-freeness results also immediately lead to new polynomial-time algorithms for the approximation of $Z_G(\lambda)$ for λ lying in the interior of these regions on graphs $G \in \mathcal{G}_{d+1}$ of maximum degree at most $d + 1$. We also show that our framework gives a new proof of the Sokal conjecture, which was first proved by Peters and Regts via a potential function argument [12] (Theorem 5.1).

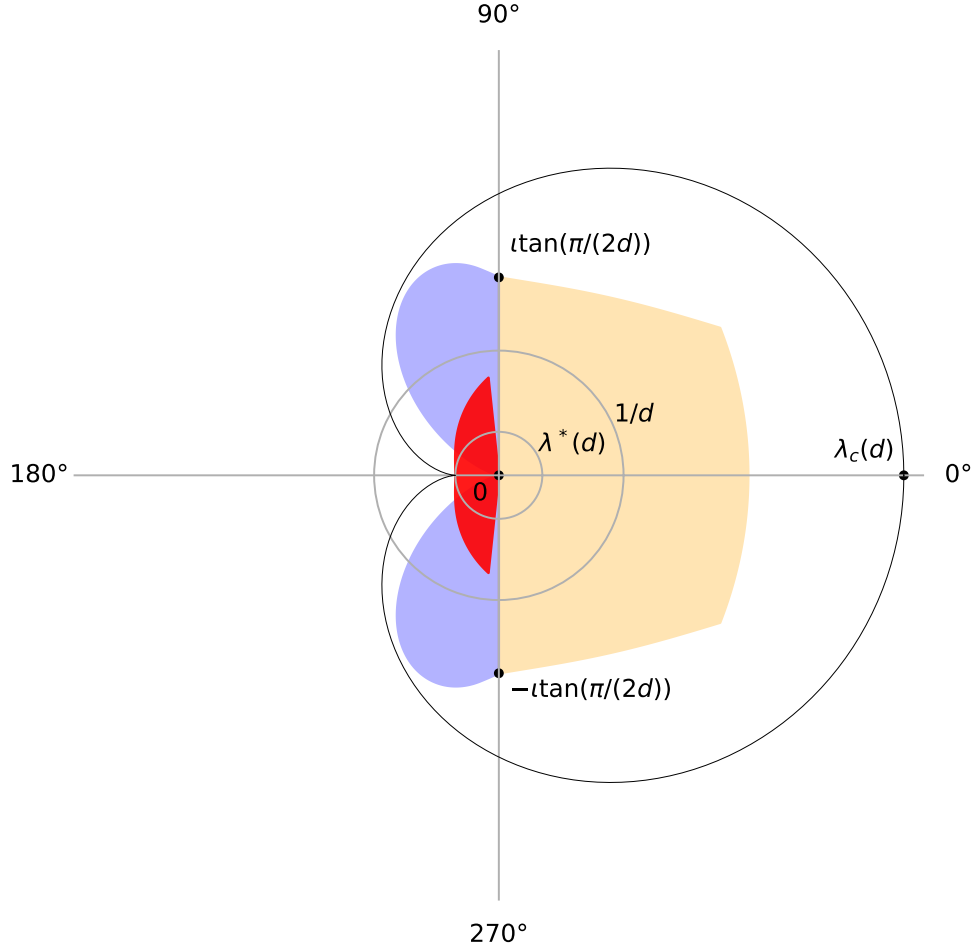


Figure 1. New zero free regions for $d = 9$ (graphs of degree at most 10). In the left half plane, the red region corresponds to Theorem 6.1, while the blue region corresponds to Theorem 7.1. In the right half plane, the yellow region corresponds to Theorem 8.1. The smaller grey circle around the origin has radius $\lambda^*(d)$, and the points $\pm i \tan(\pi/(2d))$ are marked on the imaginary axis. The outer black “cardioid-shaped” curve is the boundary ∂U_d as defined in eq. (1.1). A magnified version of the red region (corresponding to Theorem 6.1) is given in Figure 5.

1.2. Organization of the paper. After a short section of preliminaries, in Section 3 we introduce various simple criteria to prove that a $\lambda \in \mathbb{C}$ is in the zero-free region of independence polynomial of graphs of bounded degree. Building on this work in Section 4 we introduce two new criteria in terms of curves to prove zero-free regions. The remaining sections are direct applications of these criteria, and are

independent of each other. Since some of the proofs are somewhat technical, these sections are arranged in increasing order of difficulty. In Section 5 we give a new proof of Sokal's conjecture originally proven by Peters and Regts. In Section 6 we give a new zero-free region in the vicinity of the critical point $\frac{d^d}{(d+1)^{d+1}}$. In Section 7 we provide a zero-free region close the imaginary axis. Finally, in Section 8 we prove a zero-free region in the right half plane.

For those readers who are interested in the ideas in general, but want to avoid technical difficulties we recommend reading the paper till the end of Section 5 and omitting Theorem 4.6 and its proof.

2. PRELIMINARIES

Branch cuts. We adopt the following convention for defining fractional powers and complex logarithms. Given $z = re^{i\theta}$ with $r > 0$ and $\theta \in (-\pi, \pi]$, we define

$$\log z := \log r + i\theta, \text{ and} \quad (2.1)$$

$$z^\delta := r^\delta \exp(i\delta\theta), \text{ for any } \delta > 0. \quad (2.2)$$

We leave the functions undefined when $z = 0$ (except that we adopt the usual convention that $0^0 = 1$). Note that with the above definition, \log and z^δ for non-integral δ are defined but discontinuous on the negative real line. However, we do have the following identity for all $z \neq 0$ and $\delta \geq 0$:

$$z^\delta = \exp(\delta \log z).$$

Further, for $z \neq 0$, we use the convention $\arg z = \Im(\log z)$.

3. A RELAXED RECURRENCE FOR THE INDEPENDENCE POLYNOMIAL

We study the possible location of the complex roots of the (univariate) independence polynomial,

$$Z_G(\lambda) = \sum_{I \subseteq V(G) \text{ independent}} \lambda^{|I|}.$$

We focus on the class of graphs \mathcal{G}_Δ with degrees at most Δ for some fixed $\Delta \geq 3$. We also set $d = \Delta - 1$. From previous work, we know the following characterization.

Definition 3.1. For $\lambda \in \mathbb{C}$, define $S_\lambda \subseteq \mathbb{C}$ as the set of points that can be generated by the following rules:

- $0 \in S_\lambda$,
- If $z_1, \dots, z_d \in S_\lambda$ are such that $z_i \neq -1$ for $1 \leq i \leq d$, then

$$f(z_1, \dots, z_d) = \frac{\lambda}{\prod_{i=1}^d (1 + z_i)} \quad (3.1)$$

is also in S_λ .

(The definition of S_λ depends on d which we omit from the notation.)

The following lemma is well known, and has been used in previous work on the subject (e.g. [4, 12]). See especially the work of Bencs [2], where a more precise version of this is proved.

Lemma 3.2. $Z_G(\lambda) = 0$ for some graph $G \in \mathcal{G}_{d+1}$ if and only if $-1 \in S_\lambda$.

A standard application of Lemma 3.2 is to define a trapping region T_λ such that $0 \in T_\lambda$, $-1 \notin T_\lambda$ and f maps T_λ^d to T_λ . For instance, if $|\lambda| \leq \frac{d^d}{(d+1)^{d+1}}$, then $T_\lambda = \{z \in \mathbb{C} \mid |z| \leq \frac{1}{d+1}\}$ is such a region:

$$\left| \frac{\lambda}{\prod_{i=1}^d (1 + z_i)} \right| \leq \frac{d^d}{(d+1)^{d+1}} \prod_{i=1}^d \frac{1}{1 - \frac{1}{d+1}} = \frac{1}{d+1}$$

showing Shearer's result. In general, it is not easy to handle d variables at the same time. So in what follows we try to find sufficient conditions that only require the understanding of a univariate map.

In the following, we relax the recurrence $f(z_1, \dots, z_d)$ to allow fractional powers and more than d arguments. As we will see, this in fact leads to a simplification of the problem.

Definition 3.3. For $\lambda \in \mathbb{C}$, define $\tilde{S}_\lambda \subseteq \mathbb{C}$ as the set of points that can be generated by the following rules:

- $0 \in \tilde{S}_\lambda$,
- If $z_1, \dots, z_k \in \tilde{S}_\lambda$ and $\delta_1, \dots, \delta_k \geq 0$ are such that $\sum_{i=1}^k \delta_i \leq d$ and $z_i \neq -1$ for $1 \leq i \leq k$, then

$$f_{\delta_1, \dots, \delta_k}(z_1, \dots, z_k) = \frac{\lambda}{\prod_{i=1}^k (1 + z_i)^{\delta_i}} \quad (3.2)$$

is also in \tilde{S}_λ .

Clearly, we have $S_\lambda \subseteq \tilde{S}_\lambda$, since the new generation rule subsumes $f(z_1, \dots, z_d)$. Hence we obtain the following.

Lemma 3.4. If $-1 \notin \tilde{S}_\lambda$, then $Z_G(\lambda) \neq 0$ for every $G \in \mathcal{G}_{d+1}$.

The main advantage of the relaxed recurrence is that it allows us to replace the multivariate recurrence by a univariate one. We do this as follows: Consider the set $\{\log(1 + z) : z \in \tilde{S}_\lambda\}$. Note that this is well defined if $-1 \notin \tilde{S}_\lambda$. If we write $w_i = \log(1 + z_i)$, then the recurrence

$$f_{\delta_1, \dots, \delta_k}(z_1, \dots, z_k) = \frac{\lambda}{\prod_{i=1}^k (1 + z_i)^{\delta_i}}$$

can be rewritten by substitution as

$$\begin{aligned} g_{\delta_1, \dots, \delta_k}(w_1, \dots, w_k) &= \log(1 + f_{\delta_1, \dots, \delta_k}(e^{w_1} - 1, \dots, e^{w_k} - 1)) \\ &= \log\left(1 + \lambda \prod_{i=1}^k e^{-\delta_i w_i}\right) = \log\left(1 + \lambda e^{-\sum_{i=1}^k \delta_i w_i}\right). \end{aligned}$$

Hence, a combination of fractional powers in $f_{\delta_1, \dots, \delta_k}$ corresponds to a linear combination of the points $w_i = \log(1 + z_i)$. If we normalize the linear combination by $\frac{1}{d}$, and use the fact that 0 is always a possible choice for w_i , we obtain a convex linear combination of w_1, \dots, w_k in the exponent. This motivates the following characterization. Note that the characterization is in terms of the behavior of a function of only one complex variable.

Theorem 3.5. The number -1 is not contained in \tilde{S}_λ if and only if there is a convex set $T \subset \mathbb{C}$ containing 0 such that for every $w \in T$,

$$g(w) = \log(1 + \lambda e^{-dw})$$

is well-defined and $g(w) \in T$.

Proof. Suppose first that $-1 \notin \tilde{S}_\lambda$. We define

$$T = \text{conv} \{ \log(1 + z) \mid z \in \tilde{S}_\lambda \}.$$

Note that since $-1 \notin \tilde{S}_\lambda$, T is well-defined, and further, is convex by definition. Also, $0 \in T$, since $0 \in \tilde{S}_\lambda$. Now consider $w \in T$. By Caratheodory's theorem, there exist $\delta_1, \delta_2, \delta_3 \geq 0$ summing up to d , and $z_1, z_2, z_3 \in \tilde{S}_\lambda$, such that $w = \frac{1}{d} \sum_{i=1}^3 \delta_i \log(1 + z_i)$. We thus have $\lambda \exp(-dw) = f_{\delta_1, \delta_2, \delta_3}(z_1, z_2, z_3) \in \tilde{S}_\lambda$. Thus, $\lambda \exp(-dw) \neq -1$ and hence $g(w) = \log(1 + \lambda \exp(-dw)) = \log(1 + f_{\delta_1, \delta_2, \delta_3}(z_1, z_2, z_3))$ is well-defined and lies in T .

Conversely, suppose that T is a convex set containing 0, on which the map $g(w) = \log(1 + \lambda \exp(-dw))$ is well defined, and satisfies $g(w) \in T$ for all $w \in T$. We claim that if $-1 \in \tilde{S}_\lambda$, then there exists $w \in T$ such that $-1 = \lambda \exp(-dw)$.

To see this, define the *depth* of every $z \in \tilde{S}_\lambda$ as follows: $\text{depth}(0) = 0$, and for $z \neq 0$, $\text{depth}(z)$ is the smallest integer D such that z can be written as $f_{\delta_1, \delta_2, \dots, \delta_k}(z_1, z_2, \dots, z_k)$ where k is a positive integer, $\delta_i \geq 0$

sum to at most d , and $z_i \in \tilde{S}_\lambda$ have depth at most $D-1$. Note that $\text{depth}(z) \geq 1$ for $z \neq 0$. Now, if $-1 \in \tilde{S}(\lambda)$, let $D_{-1} = \text{depth}(-1)$.

We claim now that for all $z \in \tilde{S}_\lambda$ of depth at most $D_{-1} - 1$, $\log(1+z) \in T$. This is proved by induction on the depth of z : it is true in the base case $\text{depth}(z) = 0$ (so that $z = 0$), since $0 \in T$. Otherwise, from the definition of depth, we can find z_1, z_2, \dots, z_k of depth strictly smaller than z , and $\delta_i \geq 0$ summing up to at most d , such that

$$z = f_{\delta_1, \delta_2, \dots, \delta_k}(z_1, z_2, \dots, z_k) = \lambda \exp \left(-d \sum_{i=1}^k \frac{\delta_i}{d} \log(1+z_i) \right). \quad (3.3)$$

Thus, we have $\log(1+z) = g(w)$ where w is a convex combination of 0 and the quantities $\log(1+z_i)$. The latter quantities are all inductively in T , so that w is also in T (as T is convex). But since T is closed under applications of g , this implies that $g(w) = \log(1+z)$ is also in T . This establishes the claim.

Using the claim, we conclude that there exists a $w \in T$ such that $-1 = \lambda \exp(-dw)$. But this contradicts the hypothesis that $g(w) = \log(1 + \lambda \exp(-dw))$ is well-defined on T . Thus, it cannot be the case that $-1 \in \tilde{S}_\lambda$. \square

For natural reasons, we call a T as in the statement of the above theorem a *trapping region* for λ .

Remark: Sometimes it is desirable to avoid -1 even in the closure of S_λ , or \tilde{S}_λ . By our transformation, this corresponds to the property that there is a convex set T containing 0 and closed under $g(w) = \log(1 + \lambda e^{-dw})$, such that $\Re(w) \geq -K$ for every $w \in T$ and some constant $K > 0$. This is equivalent to saying that every point $z \in \tilde{S}_\lambda$ satisfies $|1+z| \geq e^{-K}$.

4. CRITERION IN THE ORIGINAL COMPLEX PLANE

The previous section shows that we get a rather clean picture when we study the behavior of the extended recurrence (eq. (3.2)) after a change of variable, $w = \log(1+z)$. However, we can also formulate a criterion using trapping regions in the original variable z . This criterion looks more intuitive, but it seems we lose a bit in the transition (in particular, we do not get an equivalence here).

Theorem 4.1. *If there is a convex set $S \subset \mathbb{C}$ containing 0, not containing -1 , such that $f(z) = \frac{\lambda}{(1+z)^d} \in S$ for every $z \in S$, then $Z_G(\lambda) \neq 0$ for every $G \in \mathcal{G}_\Delta$.*

In order to prove this statement, we need the following fact about the behavior of arithmetic vs. geometric averages in the complex plane. While we believe this fact to be standard, we are unable to find an exact reference, and hence provide a proof for completeness.¹

Lemma 4.2 (“geometric averages dominate arithmetic averages”). *For any two points $z_1, z_2 \in \mathbb{C} \setminus \{0\}$ satisfying $|\arg(z_1) - \arg(z_2)| \leq \pi$, and $\alpha \in [0, 1]$, there exist $\beta \in [0, 1]$ and $t \in [0, 1]$ such that*

$$tz_1^\alpha z_2^{1-\alpha} = \beta z_1 + (1-\beta)z_2.$$

Proof. We reduce to the case where $z_2 = 1$, by dividing by z_2 and substituting $z = z_1/z_2$. Our goal then is to find $t, \beta \in [0, 1]$ such that

$$tz^\alpha = \beta z + (1-\beta).$$

We can also assume that $\arg z \in [0, \pi]$, by complex conjugation if this is not the case.

Now, if $\arg z = 0$ the claim is trivially true because, then, if $z = \Re z \geq 1$, we can take $\beta = 0, t = z^{-\alpha}$, while when $0 < z = \Re z < 1$, we can take $\beta = 1, t = z^{1-\alpha}$. Similarly, when $\arg z = \pi$, z is a strictly negative real number, so that we can choose $t = 0$ and $\beta = \frac{1}{1-z} \in [0, 1]$.

¹Note that, despite the title, the lemma does not contradict the usual inequality between the arithmetic and the geometric means of positive reals. The lemma is in fact a trivial statement for the case of positive reals.

We can thus assume that $\theta := \arg(z) \in (0, \pi)$ and $r := |z| > 0$. Note that $\arg(z^\alpha) = \alpha\theta$. Let $y(\alpha)$ be the unique point with argument $\alpha\theta$ on the line segment joining 1 and z . From an elementary geometric argument, we then have

$$|y(\alpha)| = \frac{r \sin \theta}{r \sin((1-\alpha)\theta) + \sin \alpha\theta}.$$

We now define the function $f(x) : [0, 1] \rightarrow \mathbb{R}$ as

$$f(x) := \log \frac{|y(x)|}{|z^x|} = \log \frac{r^{1-x} \sin \theta}{r \sin((1-x)\theta) + \sin x\theta}.$$

Note that the claim of the lemma is equivalent to showing that $f(x) \leq 0$ for all $x \in [0, 1]$ (the quantity t can then be taken to $e^{f(\alpha)} \in [0, 1]$ and $\beta \in [0, 1]$ is such that $\beta z + 1 - \beta = y(\alpha)$).

To this end, we first note that $f(0) = f(1) = 0$, so the claim would follow if f is convex on $[0, 1]$. We verify this by directly computing the second derivative of f and checking that it is non-negative in $[0, 1]$:

$$f''(x) = \frac{\theta^2(1+r^2-2r\cos\theta)}{(r\sin((1-x)\theta) + \sin x\theta)^2} \geq 0, \text{ when } x \in [0, 1]. \quad \square$$

Proof of Theorem 4.1. Suppose that there is a convex set S containing 0, not containing -1 , and closed under the map $f(z) = \frac{\lambda}{(1+z)^d}$. We will transform S into a convex set T satisfying the assumptions of Theorem 3.5. Define

$$T = \text{conv} \{ \log(1+z) : z \in S \}.$$

By construction, T is convex and it contains 0 (since $0 \in S$). We need to prove that $g(w) = \log(1 + \lambda e^{-dw})$ is well-defined on T and preserves membership in T . Consider $w \in T$, i.e., $w = \sum_{i=1}^k \alpha_i \log(1+z_i)$, a convex combination of points $\log(1+z_i)$ such that $z_i \in S$. We can set $\delta_i = d\alpha_i$, hence $w = \frac{1}{d} \sum_{i=1}^k \delta_i \log(1+z_i)$. Then,

$$g(w) = \log(1 + \lambda e^{-dw}) = \log \left(1 + \frac{\lambda}{\prod_{i=1}^k (1+z_i)^{\delta_i}} \right).$$

Now, we appeal to Lemma 4.2. Note first that $1+S := \{1+z | z \in S\}$ is a convex set containing 1 and not containing 0, so that by the separating hyperplane theorem, all of $1+S$ lies in a halfplane defined by a line passing through 0, and therefore $|\arg(1+u) - \arg(1+v)| \leq \pi$ is true for all $u, v \in S$. Now, we take one pair z_i, z_j of points at a time, and consider $u_{ij} = (1+z_i)^{\frac{\delta_i}{\delta_i+\delta_j}} (1+z_j)^{\frac{\delta_j}{\delta_i+\delta_j}}$. By Lemma 4.2, there is $\beta \in [0, 1]$ such that $1+z_{ij} = \beta(1+z_i) + (1-\beta)(1+z_j)$ is a point of the same argument and smaller-or-equal modulus as u_{ij} . Hence we can replace both z_i and z_j by z_{ij} and continue. We maintain the property that the argument of $\prod (1+z_i)^{\delta_i}$ remains preserved and the modulus can only decrease. Eventually, we obtain a point $\tilde{z} \in \text{conv} \{z_1, \dots, z_k\} \subseteq S$ such that $\arg((1+\tilde{z})^d) = \arg(\prod (1+z_i))$ and $|(1+\tilde{z})^d| \leq |\prod (1+z_i)|$. Hence, we can write

$$g(w) = \log \left(1 + \frac{c \cdot \lambda}{(1+\tilde{z})^d} \right),$$

where $c \leq 1$ is a non-negative real number. Now, note that since $\tilde{z} \in S$, we have $f(\tilde{z}) = \frac{\lambda}{(1+\tilde{z})^d} \in S$, as S is closed under applications of f . Then, since $0 \in S$, and S is convex, we get $y := \frac{c \cdot \lambda}{(1+\tilde{z})^d} \in S$, and further that $y \neq -1$, as $-1 \notin S$. Thus, by definition of T , $g(w) = \log(1+y) \in T$, as $y \in S$. This proves that T satisfies the assumptions of Theorem 3.5 and hence -1 is not contained in \tilde{S}_λ , which implies that $Z_G(\lambda) \neq 0$. \square

Next, we present a more abstract extended version of this criterion, where we allow a “convex” initial segment $h(t)$, $t \in [0, 1]$ rather than a line segment. First we define the following notion:

Definition 4.3. A point $z \in \mathbb{C}$ is -1 -covered by $z' \in \mathbb{C}$ if $\arg(1+z) = \arg(1+z')$ and $|1+z| \geq |1+z'|$. More generally, a set T is -1 covered by a set S if for every $z \in T$, there is a point $z' \in S$ such that z is -1 -covered by z' .

Geometrically, the above notion captures z being “covered” by z' when “viewed” from the point -1 . The utility of this definition for our purposes comes from the following simple observation.

Observation 4.4. Fix an integer $d \geq 2$ and a $\lambda \in \mathbb{C}$, and consider $f(z) := \frac{\lambda}{(1+z)^d}$. If $z \in \mathbb{C}$ is -1 -covered by $w \in \mathbb{C}$, then $f(z) = \alpha f(w)$ for some $\alpha \in [0, 1]$.

Proof. If $\lambda = 0$, there is nothing to prove, so assume $\lambda \neq 0$. Since z is -1 -covered by w , we have $|1+z| \geq |1+w|$ and $\arg(1+w) = \arg(1+z)$. It follows that $\arg(f(z)) = \arg(f(w))$, and $|f(z)| \leq |f(w)|$. Thus, $f(z)$ lies on the segment joining the origin to $f(w)$, and the claim follows. \square

Next we prove a criterion that we will use in the subsequent sections.

Theorem 4.5. For $\lambda \in \mathbb{C}$, assume that there is a curve $\{h(t) : t \in [a, b]\}$, where $a < b$ are real numbers, such that

- $h(t) = 0$ for some $t \in [a, b]$,
- $\arg(1+h(t))$ is strictly increasing for $t \in [a, b]$,
- $h(t)$ is “convex” in the sense that for any $t_1, t_2 \in [a, b]$, $\alpha \in [0, 1]$, $\alpha h(t_1) + (1-\alpha)h(t_2)$ is -1 -covered by $h(t)$ for some $t \in [t_1, t_2]$.
- for every $t \in [a, b]$, $f(h(t)) := \frac{\lambda}{(1+h(t))^d}$ is -1 -covered by $h(t')$ for some $t' \in [a, b]$.

Then $Z_G(\lambda) \neq 0$ for any $G \in \mathcal{G}_{d+1}$.

We remark that it is possible to prove Theorem 4.6 from this theorem by considering the curve from the proof of Theorem 4.6 on the interval $[0, \tau]$. The curve in Theorem 4.5 represents the portion of the curve in Theorem 4.6 “visible from -1 ”; i.e., the points $h(t)$ that are not -1 -covered by any other point $h(t')$.

Proof. By an affine reparametrization of the curve h , if necessary, we assume that $a = 0$ and $b = 1$. Given the curve $h(t), t \in [0, 1]$, we define a trapping region, in the sense of Theorem 4.1, as a “shadow of the curve $h(t)$ when illuminated from the point -1 ”:

$$S = \{z \in \mathbb{C} : \exists t \in [0, 1] \text{ such that } z \text{ is } -1\text{-covered by } h(t)\}.$$

This is a convex set, since for any $z_1, z_2 \in S$, z_1 and z_2 are -1 -covered by $h(t_1), h(t_2)$ respectively, $z = \alpha z_1 + (1-\alpha)z_2$ is -1 -covered by $z' = \alpha' h(t_1) + (1-\alpha')h(t_2)$ (for some $\alpha' \in [0, 1]$), and z' in turn is covered by $h(t)$ for some $t \in [t_1, t_2]$ by the convexity of $h(t)$.

Also, 0 is contained in S because $h(t) = 0$ for some $t \in [0, 1]$; -1 is not contained in S , since 0 is the only real value on the curve $h(t)$ (this follows since $\arg(1+h(t))$ is assumed to be a strictly increasing function of t), so that S contains only nonnegative real numbers.

To apply Theorem 4.1 in order to conclude the proof, it remains to prove that S is closed under the map $f(z) = \frac{\lambda}{(1+z)^d}$. For any $z \in S$, there is a $t \in [0, 1]$ such that z is -1 -covered by $h(t)$. Observation 4.4 then implies that $f(z) = \alpha f(h(t))$ for some $\alpha \in [0, 1]$. By the assumptions of the theorem, we know that $f(h(t))$ is -1 -covered by some point $h(t')$, $t' \in [0, 1]$, which implies that $f(h(t)) \in S$. Hence by convexity, since $0 \in S$, we also get $f(z) = \alpha f(h(t)) \in S$, as required. \square

Next, we formulate a more concrete sufficient condition which can be used in numerical experiments.²

Theorem 4.6. For $\lambda \in \mathbb{C}$, $\Im(\lambda) > 0$, define a curve

- $h(t) = t\lambda$ for $t \in [0, 1]$,
- $h(t) = \frac{\lambda}{(1+h(t-1))^d}$ for $t > 1$.

If $\Im(h(t)) \geq 0$ for all $t \geq 0$, then $Z_G(\lambda) \neq 0$ for all $G \in \mathcal{G}_{d+1}$. (See also Figure 2 for an example of the curve h in the statement of the theorem.)

²This was the result stated in a talk at the Simons Institute for the Theory of Computing, UC Berkeley, on March 18, 2019.

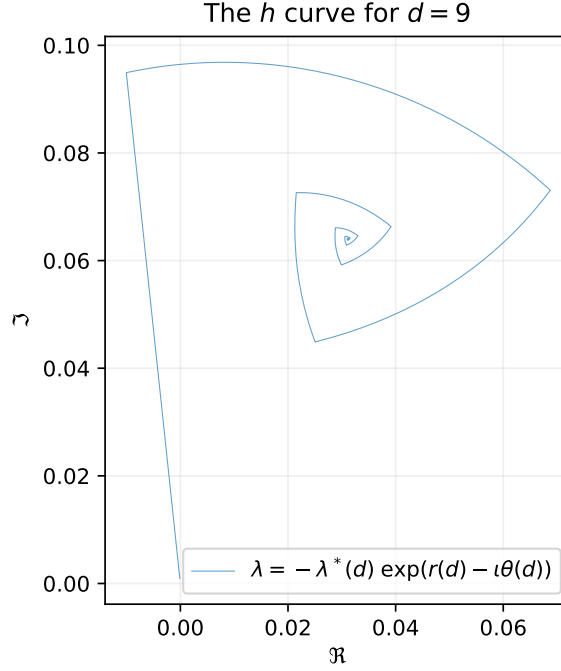


Figure 2. The h curve from Theorem 4.6. We set $d = 9$, and $\lambda^*(d)$ is the Shearer threshold described in Theorem 1.1. $\theta(d)$ is chosen to be $\cos^{-1} \frac{1}{d+0.5}$, while $r(d) := \min \left\{ d \log(1 + \frac{1}{d}), \frac{2d(d+1) \sin^2(\theta/2)}{d^2 + 4(d+1) \sin^2(\theta/2)} \right\}$. The choice of these parameters is based on their use in the later Theorem 6.1, which applies Theorem 4.6.

Proof. Note that the curve $h(t)$ is continuous since it is continuous at $t \leq 1$: since at $t = 1$ we have $\lim_{t \rightarrow 1^-} h(t) = \lim_{t \rightarrow 1^+} h(t) = \lambda$, and by the recursion h is continuous at t if it is continuous at $t - 1$. By continuity and the assumption $\Im(h(t)) \geq 0$ for all $t \geq 0$ thus implies that the continuous functions $\arg(h(t))$ and $\arg(1+h(t))$ are also non-negative for $t \geq 0$. The identity $\arg(h(t)) = \arg(\lambda) - d \arg(1+h(t-1))$ for $t \geq 1$ (valid whenever the right hand side lies in $(-\pi, \pi)$) then implies that $\arg(1+h(t-1))$ cannot exceed $\frac{1}{d} \arg(\lambda)$, because if t is the infimum of points for which $\arg(1+h(t-1)) > \frac{1}{d} \arg(\lambda)$ then the identity gives a contradiction to $\arg(h(t+\epsilon)) \geq 0$ for some small enough positive ϵ . Since $\arg(1+h(t-1)) \geq 0$, the identity then also implies that

$$0 \leq \arg(h(t)) = \arg(\lambda) - d \arg(1+h(t-1)) \leq \arg(\lambda).$$

Hence the argument of any point of the curve is contained in $[0, \arg(\lambda)]$.

In order to define a trapping region, we start by defining the following quantity:

$$\tau^* := \sup\{t' : \arg(1+h(t)) \text{ is non-decreasing for all } t \in [0, t']\}.$$

Note that $\tau^* \geq 1$. We also allow $\tau^* = \infty$, although this cannot really happen. We will now show that the region S in the upper half plane bounded by the line segments $[0, h(1)]$ and $[0, h(\tau^* + 1)]$ and the curve $\{h(t+1) | 0 \leq t \leq \tau^*\}$ is a trapping region in the sense of Theorem 4.1. Note that by definition $0 \in S$, while $-1 \notin S$ (since, from the observations above, $\arg z \in [0, \arg \lambda]$ for all $z \in S$). It remains to show that (1) S is convex, and (2) $f(z) = \lambda/(1+z)^d \in S$ for all z in S .

We start by proving that S is convex. This will follow if we establish the following two facts:

- (1) $\arg(h(t))$ is non-increasing for $t \in [1, \tau^* + 1]$.

- (2) The curve $\{h(t) : t \in [1, \tau^* + 1]\}$ is “turning to the right”. More formally, for any $t \in [1, \tau^* + 1]$, there is a small enough neighborhood N_t of t such that for $t_1 \leq t_2$ in N_t , $\arg(D^-(h)(t_1)/D^+(h)(t_2)) \geq 0$. Here D^+ and D^- denote the right and left one-sided derivatives.

We first prove item 1. This follows since in the interval $t \in [1, \tau^* + 1]$, we have $\arg(h(t)) = \arg(\lambda) - d \arg(1 + h(t - 1))$, which is non-increasing by the definition of τ^* .

We now consider item 2. Note that $h(t)$ is continuously differentiable in the neighborhood of any t which is not an integer. Further, for such a t , we have $h'(t) = \frac{-\lambda d}{(1+h(t-1))^{d+1}} h'(t-1)$. We now prove the claim for such t (i.e., non-integral t) using an induction on $\lceil t \rceil$. In the base case, when $\lceil t \rceil = 1$, we have $h'(t) = \lambda$, so $\arg(D^-(h)(t_1)/D^+(h)(t_2)) = \arg(1) = 0$ for t_1, t_2 in any small enough neighborhood of t . In the inductive case, we have, for $t_1 \leq t_2$ in a small enough neighborhood of t ,

$$\arg \frac{D^-(h)(t_1)}{D^+(h)(t_2)} = (d+1) \arg \frac{1+h(t_2-1)}{1+h(t_1-1)} + \arg \frac{D^-(h)(t_1-1)}{D^+(h)(t_2-1)}.$$

The claim now follows since the first term is non-negative due to the definition of τ^* , while the second is non-negative by the inductive hypothesis.

We now consider the case of integral t . Here, we find via a direct induction that

$$\arg \frac{D^-(h)(t)}{D^+(h)(t)} = \arg \frac{D^-(h)(1)}{D^+(h)(1)} = \arg \frac{\lambda}{(-d\lambda^2)} = \pi - \arg \lambda \geq 0.$$

The proof for item 2 now follows from the already proved case of non-integral t and the fact that the derivative h' is a well-defined continuous function except at integral t . As noted earlier, this proves that S is convex. In fact, from the definition of τ^* , we also obtain that $0 = \arg(1+h(0)) \leq \arg(1+z) \leq \arg(1+h(\tau^*))$ for all $z \in S$. Since $\arg(1+h(t))$ is non-decreasing for $t \in [0, \tau^*]$ and S is convex, it follows that if a line is drawn from $z \in S$ in the direction of -1 , it will intersect the boundary of S at some point $h(t)$ for $0 \leq t \leq \tau^*$.

We can now prove that S satisfies the remaining requirement for being a trapping region, which is, that it is closed under application of f . Consider any point $z \in S$. As noted above, if a line is drawn from z towards -1 , then it must intersect the boundary of S on a point \tilde{z} of the form $h(t)$ for $t \in [0, \tau^*]$. Hence, there is a point $\tilde{z} = h(t)$, $t \in [0, \tau^*]$ such that $\arg(1+h(t)) = \arg(1+z)$ and $|1+h(t)| \leq |1+z|$. By construction,

$$f(h(t)) = \frac{\lambda}{(1+h(t))^d} = h(t+1)$$

which is still in S (since $t \in [0, \tau^*]$). Finally, $f(z) = \frac{\lambda}{(1+z)^d}$ has the same argument as $h(t+1)$, and possibly smaller modulus, hence $f(z) \in S$ by convexity (since $0 \in S$).

Thus, S as defined above is a trapping region, and this concludes the proof. \square

We note that the proof of Theorem 4.6 also indicates a numerical approach to check this criterion, see Figure 3. We do not have to track the curve for $t \rightarrow \infty$. It is sufficient to compute $h(t)$ for $t \in [0, \tau^* + 1]$ as defined above. If $\arg(1+h(\tau^*)) \leq \frac{1}{d} \arg(\lambda)$ and $\arg(1+h(t))$ is non-increasing for $t \in [\tau^*, \tau^* + 1]$, the argument above implies that S is a trapping region and the entire curve is contained in the upper half-plane.

5. DERIVATION OF THE SOKAL CONJECTURE FOR $\Re \lambda > 0$

Here we provide a short proof using Theorem 4.5 that there are no complex roots close to the positive real axis, up to the critical point $\lambda^* = \frac{d^d}{(d-1)^{d+1}}$. This was first proved by Peters and Regts [12].

Theorem 5.1. *For every fixed $d \geq 2$, and every $\epsilon \in (0, 1)$, there is an $\epsilon' > 0$ such that $Z_G(\lambda) \neq 0$ for G of maximum degree at most $d+1$ when $\lambda = (1-\epsilon) \frac{(d-\epsilon)^d}{(d-1)^{d+1}} \exp(i\theta)$ with $|\theta| \leq \epsilon'$.*

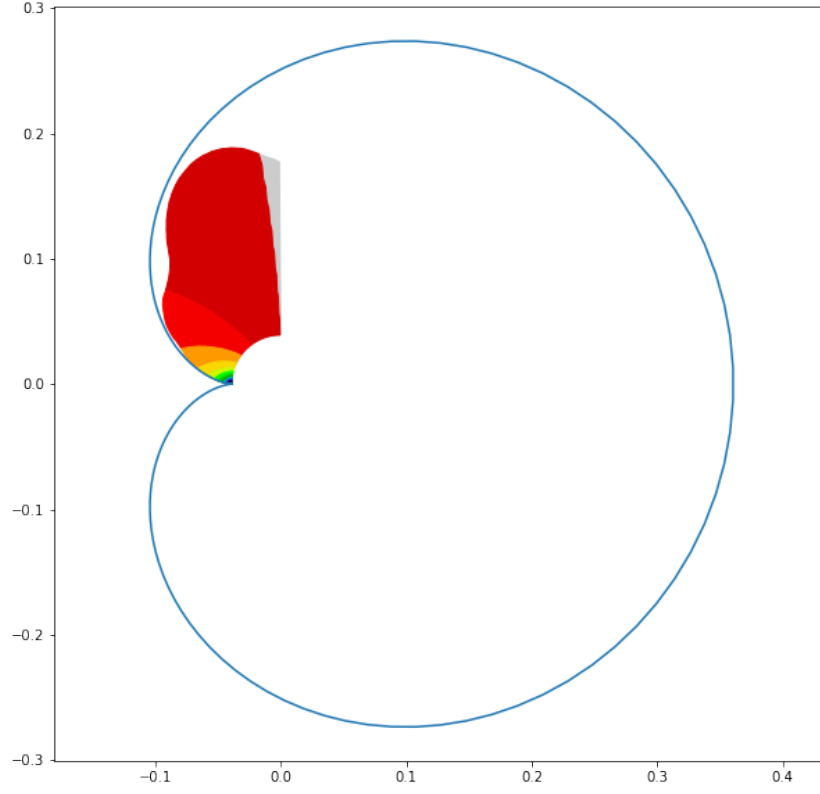


Figure 3. Points that satisfy the condition of Theorem 4.6 for $d = 9$. Colors represent the value of $\lfloor \tau^* \rfloor$.

Proof. Note that $z_0 := \frac{1-\epsilon}{d-1}$ is a fixed point of the map $z \mapsto \frac{\lambda_0}{(1+z)^d}$ where $\lambda_0 = (1-\epsilon) \frac{(d-\epsilon)^d}{(d-1)^{d+1}}$. Note also that $\lambda_0 \rightarrow \lambda^*$ as $\epsilon \rightarrow 0$. We consider two complex conjugate points $z_{\pm} = \frac{1-\epsilon \pm i\delta}{d-1}$ for some $\delta > 0$ to be fixed later. We have $\lambda = \lambda_0 \exp(i\theta)$ where $\theta > 0$ is small enough (as a function of ϵ and δ) to be fixed later. We will now use Theorem 4.5 for the curve defined by

$$h(t) = \begin{cases} -tz_- & \text{if } t \in [-1, 0) \\ tz_+ & \text{if } t \in [0, 1] \end{cases}. \quad (5.1)$$

The first three conditions required of the curve h in Theorem 4.5 are satisfied by construction (see fig. 4 for an example sketch). We now proceed to verify the fourth condition. To start with, a direct computation reveals that

$$f(z_-) = \frac{\lambda}{(1+z_-)^d} = (1-\epsilon) \frac{(d-\epsilon)^d}{(d-1)^{d+1}} \left(1 + \frac{1-\epsilon-i\delta}{d-1}\right)^{-d} \exp(i\theta) \quad (5.2)$$

$$= \frac{1-\epsilon}{d-1} \left(1 - \frac{i\delta}{d-\epsilon}\right)^{-d} \exp(i\theta). \quad (5.3)$$

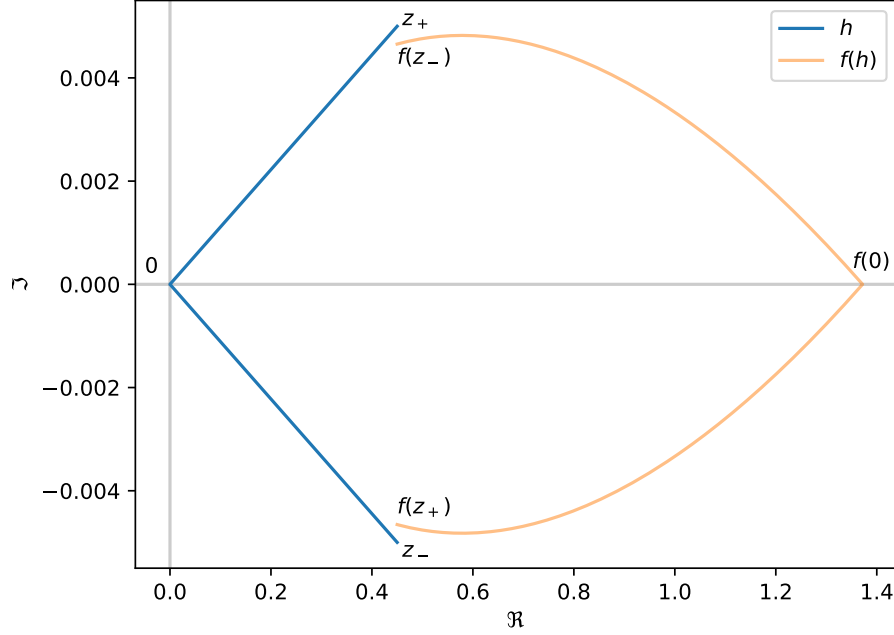


Figure 4. A sketch of the h curve in the proof of Theorem 5.1. In the notation of the theorem, the sketch corresponds to $d := 3$, $\epsilon := 0.1$ and $\delta := 0.01$. θ has been set to 0 for simplicity. As before, f is the map $z \mapsto \lambda/(1+z)^d$. The aspect ratio in the figure has been chosen to be different from 1 to accentuate features close to the real line.

We have $\arg(1 - \frac{\delta i}{d-\epsilon}) = -\tan^{-1}(\frac{\delta}{d-\epsilon}) = -\frac{\delta}{d-\epsilon} + O(\delta^2)$. Therefore,

$$\arg(f(z_-)) = -d \arg\left(1 - \frac{i\delta}{d-\epsilon}\right) + \theta = \frac{d\delta}{d-\epsilon} + O(\delta^2) + \theta. \quad (5.4)$$

In comparison,

$$\arg z_+ = \tan^{-1}\left(\frac{\delta}{1-\epsilon}\right) = \frac{\delta}{1-\epsilon} + O(\delta^2). \quad (5.5)$$

Thus, for all $\delta > 0$ small enough (depending on ϵ and d) and all $\theta \geq 0$ small enough (depending on $d \geq 2$, δ and ϵ), we have

$$\arg z_+ > \arg f(z_-) > 0. \quad (5.6)$$

Observe also that $|f(z_-)| < |\frac{1-\epsilon}{d-1}| < |z_+|$. This implies that $f(z_-)$ is -1 -covered by some point on the line segment from 0 to z_+ , and in particular, $0 \leq \arg(1 + f(z_-)) \leq \arg(1 + z_+)$. An essentially symmetric argument shows that $f(z_+)$ is also -1 -covered by some point on the line segment between 0 and z_- , and in particular, $0 \geq \arg(1 + f(z_+)) \geq \arg(1 + z_-)$. The inequality analogous to eq. (5.6) for $f(z_+)$ is (again, provided that θ has small enough magnitude)

$$\arg z_- < \arg f(z_+) < 0. \quad (5.7)$$

For later use, we also record the following computation. For small positive θ and δ , we have, by a direct computation,

$$\arg \frac{f(z_+)}{1+f(z_+)} = -\frac{d(d-1)}{(d-\epsilon)^2} \delta + O(\delta^2) + O(\theta), \text{ and} \quad (5.8)$$

$$\arg \frac{z_+}{1+z_+} = \frac{d-1}{(d-\epsilon)(1-\epsilon)} \delta + O(\delta^2). \quad (5.9)$$

In particular, since $d \geq 2$, we have

$$\arg \frac{f(z_+)}{1+f(z_+)} + \arg \frac{z_+}{1+z_+} \geq 0 \quad (5.10)$$

for all small enough $\delta > 0$ and $\theta > 0$. At this point, we specify our choice of θ and δ : we choose $\delta < 1$ and $\theta < \pi/10$ positive and small enough that (i) eq. (5.6), its analogue eq. (5.7) for $f(z_+)$, and eq. (5.10) are all valid, and (ii) $|\arg z_+| = |\arg z_-| \leq \pi/10$. In the following, we use these conditions imposed on δ and θ without comment.

We now claim that the curve $\{f(tz_+) : 0 \leq t \leq 1\}$ is also -1 -covered by the curve h defined above. To prove this, we define $\gamma(t) := 1 + f(tz_+)$, and note that we have (for $s \in (0, 1)$) $\frac{d}{ds} \arg \gamma(s)|_{s=t} = \Im \frac{\gamma'(t)}{\gamma(t)}$.

We begin by noting that as t increases from 0 to 1, $\arg f(tz_+)$ decreases from $\theta = \arg f(0)$ to $\arg f(z_+) > \arg z_-$ (since $\arg(1 + tz_+)$ increases as t increases), while $|f(tz_+)|$ decreases from λ_0 to $|f(z_+)| < |z_-|$ (again, since $|1 + tz_+|$ increases as t increases). We now compute

$$\frac{d}{dt} \arg \gamma(t) = \Im \frac{\gamma'(t)}{\gamma(t)} = -d \Im \left(\frac{z_+}{1+tz_+} \cdot \frac{f(tz_+)}{1+f(tz_+)} \right). \quad (5.11)$$

We will now show that $\frac{d}{dt} \arg \gamma(t) \leq 0$ for all $t \in (0, 1)$. For any particular t , if $\arg f(tz_+) \geq 0$, then eq. (5.11) immediately implies that $\frac{d}{dt} \arg \gamma(t) < 0$ (since $\arg z_+ > 0$). For any other $t \in (0, 1)$, we must have $\arg f(z_+) \leq \arg f(tz_+) \leq 0$. We then get

$$\begin{aligned} \arg \frac{f(tz_+)}{1+f(tz_+)} &= \tan^{-1} \frac{\sin \arg f(tz_+)}{|f(tz_+)| + \cos \arg f(tz_+)} \\ &\geq \tan^{-1} \frac{\sin \arg f(z_+)}{|f(tz_+)| + \cos \arg f(z_+)} \quad \text{since } \arg f(tz_+) \geq \arg f(z_+), \\ &\geq \tan^{-1} \frac{\sin \arg f(z_+)}{|f(z_+)| + \cos \arg f(z_+)} \quad \text{since } |f(tz_+)| \geq |f(z_+)| \text{ and } \arg f(z_+) \leq 0, \\ &= \arg \frac{f(z_+)}{1+f(z_+)} \geq -\arg \frac{z_+}{1+z_+}. \end{aligned}$$

Here, the last inequality comes from eq. (5.10). Combining this with the observation that $\arg \frac{z_+}{1+tz_+}$ is strictly decreasing in t for $t \in (0, 1)$, and substituting in eq. (5.11), we get the required claim that $\frac{d}{dt} \arg \gamma(t) \leq 0$ for all t in $(0, 1)$. Thus, $\arg(1 + f(tz_+))$ decreases as t increases from 0 to 1. An essentially symmetrical argument shows that $\arg(1 + f(tz_-))$ increases as t increases from 0 to 1. Since we already established that $f(z_+)$ and $f(z_-)$ are -1 -covered by h , and also that $\arg z_- < \arg f(h(t)) < \arg z_+$ for all $t \in [-1, 1]$, this establishes that the whole curve $\{f(h(t)) \mid t \in [-1, 1]\}$ is -1 -covered by h .

We thus see that the fourth condition of Theorem 4.5 is also satisfied for the curve h . We conclude therefore that $Z_G(\lambda) \neq 0$ for all graphs G of maximum degree at most $d + 1$. \square

6. A NEW ZERO-FREE REGION IN THE VICINITY OF THE CRITICAL POINT

In this section, we use Theorem 4.6 to establish a new zero-free region for the independence polynomial in the vicinity of the negative real line. The result in this section applies more generally to points in the left half-plane away from the imaginary axis; we consider points close to the imaginary axis in Section 7.

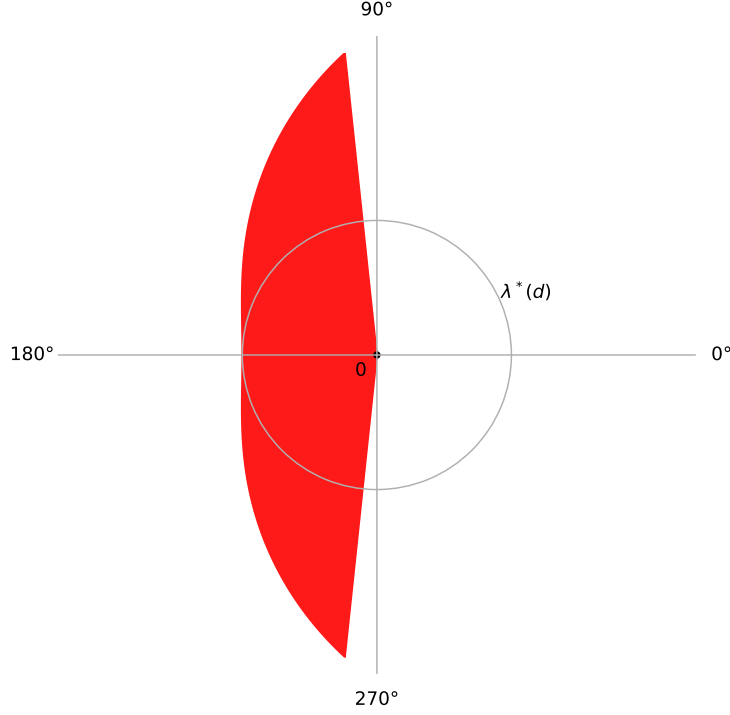


Figure 5. The red region is the zero-free region in Theorem 6.1, plotted here for $d = 9$ (i.e., for graphs of degree at most 10). The black circle around the origin has radius $\lambda^*(d)$, and the markings are according to polar coordinates.

We recall that $\lambda^* = \lambda^*(d) := \frac{d^d}{(d+1)^{d+1}}$ is the Shearer threshold. Consider the boundary ∂U_d of the “cardioid-shaped” region U_d (eq. (1.1)) of Peters and Regts [12]. Near the negative real line, one can calculate that the curve ∂U_d follows a power law of the following form. Let $R_U(\theta)$ denote the polar equation of ∂U_d , and let $(X_U(\theta), Y_U(\theta))$ denote the corresponding Cartesian coordinates $(R_U(\theta) \cos \theta, R_U(\theta) \sin \theta)$. In the vicinity of the point $-\lambda^*(d)$ on ∂U_d , a somewhat tedious but straightforward calculation shows that for small ϕ ,

$$X_U(\pi + \phi) = -\lambda^*(d) - c_d \cdot |\phi|^{2/3} + o(|\phi|^{2/3}),$$

where c_d is a positive constant depending only on d . While we cannot prove that the true root-free region matches this exact power law, we have the following result which gives a weaker power law (see fig. 5 for a pictorial description).

Theorem 6.1. *Fix an integer $d \geq 2$. If $\lambda = -\lambda^* \exp(r - i\theta)$, where $\theta \in (0, \cos^{-1} \frac{1}{d+0.5}]$ and $0 \leq r \leq \min \left\{ d \log(1 + \frac{1}{d}), \frac{2d(d+1) \sin^2(\theta/2)}{d^2 + 4(d+1) \sin^2(\theta/2)} \right\}$, then $Z_G(\lambda) \neq 0$ for any graph G of degree at most $d + 1$.*

Before proving the theorem, we briefly describe the power law (analogous to the one stated above for ∂U_d) that the region described in the theorem follows. Again, we denote by $\tilde{R}(\theta)$ the polar equation of the boundary of the region described by the theorem, and let $(\tilde{X}(\theta), \tilde{Y}(\theta))$ denote the corresponding Cartesian coordinates $(\tilde{R}(\theta) \cos \theta, \tilde{R}(\theta) \sin \theta)$. In the vicinity of the point $-\lambda^*(d) = R_U(\pi) = \tilde{R}(\pi)$, a similar computation as above then shows that for small ϕ ,

$$\tilde{X}(\pi + \phi) = -\lambda^*(d) - \tilde{c}_d \cdot |\phi|^2 + o(|\phi|^2),$$

where $\tilde{c}_d = \frac{\lambda^*(d)}{2d}$ is a positive constant depending only on d .

Proof of Theorem 6.1. We use Theorem 4.6. In particular, we will show that the curve $h(t)$ defined there lies in the upper half plane $\{z | \Im z \geq 0\}$ for every $t \geq 0$. (See Figure 2 for an example of this curve for a particular setting of the parameters d, r and θ .) In fact, we will prove by an induction on $\lceil t \rceil$ that for all $t \geq 0$,

- (1) $|h(t)| \leq \tau := \frac{1}{d+1-\delta} \leq \frac{1}{d+0.5} \leq \frac{1}{2}$, and
- (2) $\arg h(t) \in [0, \pi - \theta]$,

where $\delta = \delta(d, r, \theta) < 1/2$ is a fixed non-negative constant. We first verify these for the base case $\lceil t \rceil = 1$. In this case, we have $|h(t)| = t |\lambda| \leq \exp(r) \frac{d^d}{(d+1)^{d+1}} \leq \frac{1}{d+1} \leq \tau$ since $r \leq d \log(1 + 1/d)$. Further, $\arg h(t) = \arg \lambda = \pi - \theta$.

We now proceed with the induction. For ease of notation, we denote $|h(t-1)|$ as ρ and $\arg h(t-1)$ as $\pi - \alpha$. From the induction hypothesis, we have $\rho \leq \tau$ and $\alpha \in [\theta, \pi]$. This gives

$$\begin{aligned} |1 + h(t-1)| &= \sqrt{1 + \rho^2 - 2\rho \cos \alpha} \geq \sqrt{1 + \rho^2 - 2\rho \cos \theta} \\ &\geq \sqrt{1 + \tau^2 - 2\tau \cos \theta} = (1 - \tau) \sqrt{1 + 2\tau \cdot \frac{2 \sin^2(\theta/2)}{(1 - \tau)^2}} \\ &\geq \frac{d - \delta}{d + 1 - \delta} \cdot \sqrt{1 + \frac{4(d+1) \sin^2(\theta/2)}{d^2}}. \end{aligned} \quad (6.1)$$

Here, for the second inequality we use the fact that the quantity inside the square-root is decreasing in ρ since $\rho \leq \tau \leq \frac{1}{d+0.5} \leq \cos \theta$, since $\theta \in [0, \cos^{-1}(1/(d+0.5))]$. Similarly, the last inequality uses $\tau \geq \frac{1}{d+1}$. Now, note that since $\arg h(t-1) \in [0, \pi]$, $|h(t-1)| \leq \tau \leq 1$ and $|1 + h(t-1)| > 0$, we have

$$\arg(1 + h(t-1)) \geq 0, \quad (6.2)$$

and also

$$\begin{aligned} \arg(1 + h(t-1)) &\leq \frac{\Im h(t-1)}{1 + \Re h(t-1)} = \frac{\rho \sin \alpha}{1 - \rho \cos \alpha} \leq \frac{\tau \sin \alpha}{1 - \tau \cos \alpha} \\ &= \frac{\sin \alpha}{d + 1 - \delta - \cos \alpha}. \end{aligned}$$

From this, using the fact that $d \sin \alpha + \cos \alpha \leq \sqrt{d^2 + 1}$ for $\alpha \in [0, \pi]$, we deduce that

$$\arg(1 + h(t-1)) \leq 1/d, \quad (6.3)$$

provided that $\delta \leq 1/2$. Now, we have

$$\arg h(t) = \arg \lambda - d \arg(1 + h(t-1)) = \pi - \theta - d \arg(1 + h(t-1)),$$

so that eqs. (6.2) and (6.3) imply item 2 of the induction hypothesis (since $\theta \leq \pi/2$ so that $\pi - \theta - 1 \geq 0$). For item 1, we use eq. (6.1) to calculate

$$\begin{aligned} \log |h(t)| + \log(d + 1 - \delta) &= r + d \log d - (d + 1) \log(d + 1) - d \log |1 + h(t-1)| + \log(d + 1 - \delta) \\ &\leq r + (d + 1) \log \left(1 - \frac{\delta}{d + 1}\right) - d \log \left(1 - \frac{\delta}{d}\right) \\ &\quad - \frac{d}{2} \log \left(1 + \frac{4(d+1) \sin^2(\theta/2)}{d^2}\right) \\ &< r - \delta + \frac{d\delta}{d - \delta} - \frac{2d(d+1) \sin^2(\theta/2)}{d^2 + 4(d+1) \sin^2(\theta/2)} \\ &= r - \frac{2d(d+1) \sin^2(\theta/2)}{d^2 + 4(d+1) \sin^2(\theta/2)} + \frac{\delta^2}{d - \delta} \leq 0, \end{aligned}$$

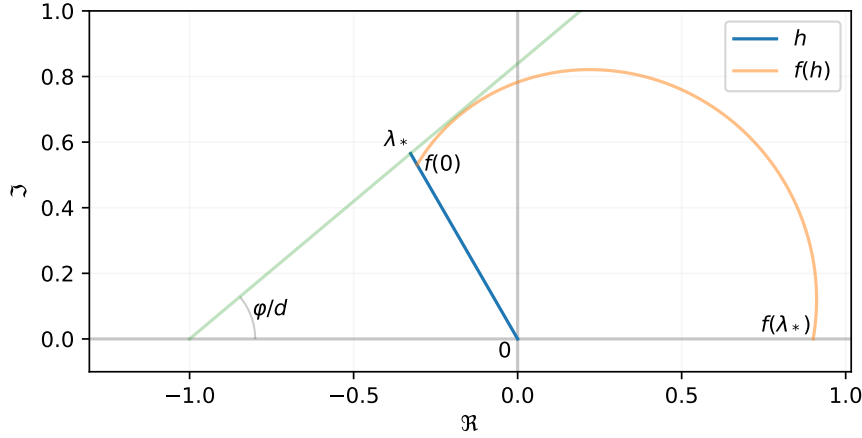


Figure 6. A sketch of the h curve in the proof of Theorem 7.1. In the notation of the theorem, the sketch corresponds to $d := 3$ and $\varphi := 2\pi/3$, and r has been chosen to be 0.99 times the value on the right hand side of eq. (7.1). As before, f is the map $z \mapsto \lambda/(1+z)^d$.

provided $r \leq \frac{2d(d+1) \sin^2(\theta/2)}{d^2+4(d+1) \sin^2(\theta/2)}$ and δ is chosen to be a small enough non-negative constant depending only upon r, d and θ (note that the second inequality above is strict when δ is positive). \square

7. A ZERO-FREE REGION CLOSE TO THE IMAGINARY AXIS

The analysis in the previous section was devoted to understanding the behavior of the zero-free region close to the negative real line. We now turn to understanding the behavior of the zero region close to the imaginary axis. The theorem below, while it covers all arguments in the third argument, is most interesting when the argument of the activity λ is closer to $\pi/2$ than to π .

Theorem 7.1. *Let $d \geq 2$. Suppose that $\lambda = re^{i\varphi}$ where $\varphi \in [\frac{\pi}{2}, \pi)$ and*

$$r < \frac{\sin(\varphi/d) \sin^d(\varphi)}{\sin((d-1)\varphi/d - d\psi^*) \sin^d(\varphi - \psi^*)}, \quad (7.1)$$

where $\psi^* = \max(\frac{1}{d+1}((2-1/d)\varphi - \pi), 0)$. Then $Z_G(\lambda) \neq 0$ for any graph of degree at most $d+1$.

Proof. For a given φ , let us choose r_*, λ_* so that $\arg(1 + \lambda_*) = \varphi/d$ and $\arg(\lambda_*) = \arg(\lambda) = \varphi$. Note that for $t \in [0, 1]$, $\varphi/d \geq \arg(1 + t\lambda_*) \geq 0$. As before denote $f(z) = \frac{\lambda}{(1+z)^d}$.

We claim that the function $h(t) = t\lambda_*$ satisfies the conditions of Theorem 4.5. The first three conditions of the theorem are satisfied trivially, thus we only have to show that the points $f(t\lambda_*)$, $t \in [0, 1]$ are -1 -covered by the segment

$$\{t\lambda_* : t \in [0, 1]\}. \quad (7.2)$$

Further, as $\arg(f(t\lambda_*)) = \varphi - d \arg(1 + t\lambda_*)$ decreases monotonically from φ to 0 as t goes from 0 to 1, it would be sufficient to prove that $\arg(1 + f(t\lambda_*))$ is at most φ/d for all $t \in [0, 1]$. (See the example sketch in fig. 6.)

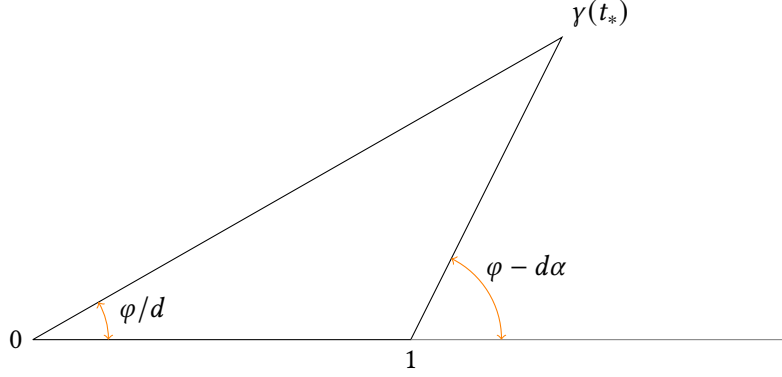


Figure 7. Angles appearing in eq. (7.6).

To prove this, we investigate the curve $\gamma(t) = 1 + f(t\lambda_*)$ for $t \in [0, 1]$. Note first that we have $0 \leq \arg(\gamma(t)) \leq \arg(f(t\lambda_*)) \leq \varphi$ for all $t \in [0, 1]$. Further, for all $t \in [0, 1)$, we have (here, we denote by $\gamma'(t)$ the right one-sided derivative of γ at t)

$$\gamma'(t) = -\frac{d\lambda_*}{(1 + t\lambda_*)^{d+1}}. \quad (7.3)$$

Since $\varphi/d \geq \arg(1 + t\lambda_*) \geq 0$ and $\arg(-\lambda_*) = 2\varphi - \pi$, we have that as t increases from 0 to 1,

$$\arg \gamma'(t) = 2\varphi - \pi - (d+1) \arg(1 + t\lambda_*) \quad (7.4)$$

decreases monotonically from $2\varphi - \pi \in [0, \pi)$ to $(1 - 1/d)\varphi - \pi \geq -\pi + \varphi/d$.

Next, we compute that $\frac{d}{ds} \arg \gamma(s)|_{s=t} = \Im \frac{\gamma'(t)}{\gamma(t)}$ has the same sign as $\sin(\arg \gamma'(t) - \arg \gamma(t))$: note that the existence of this derivative follows since $\gamma(t)$ and $\gamma'(t)$ are non-zero, and since $\arg \gamma(t) \in [0, \pi)$ for $t \in [0, 1)$.

We now claim that $\arg(\gamma(t)) \leq \varphi/d$ for all $t \in [0, 1]$. For the sake of contradiction let us assume that $\arg \gamma(t)$ can be bigger than φ/d . As $\arg \gamma(1) = 0$, we then see that there must exist a $t_* \in [0, 1)$ such that $\arg \gamma(t_*) = \varphi/d$ and $\frac{d}{ds} \arg \gamma(s)|_{s=t_*} \leq 0$. Using the fact (noted just below eq. (7.4)) that $\pi > \arg \gamma'(t_*) \geq -\pi + \varphi/d$ and the expression for the sign of $\frac{d}{ds} \arg(\gamma(s))|_{s=t_*}$ noted above, these conditions can be written as

$$\arg \gamma(t_*) = \varphi/d \quad \text{and} \quad \arg \gamma'(t_*) \leq \varphi/d. \quad (7.5)$$

Define $\alpha := \arg(1 + t_*\lambda_*) \geq 0$. Equation (7.5), along with the expression for $\arg \gamma'(t)$ in eq. (7.4), and the fact $\arg \gamma(t_*) \leq \arg f(t_*\lambda_*) = \varphi - d\alpha$ noted above, gives

$$\alpha \leq \frac{\varphi}{d}(1 - 1/d) \quad \text{and} \quad \alpha \geq \psi^*. \quad (7.6)$$

The standard sine rule applied to the triangle with vertices 0, 1, $\gamma(t_*)$ gives us that (see fig. 7)

$$\frac{|\gamma(t_*) - 1|}{\sin \arg \gamma(t_*)} = \frac{1}{\sin(\arg(\gamma(t_*) - 1) - \arg \gamma(t_*))}. \quad (7.7)$$

Using the facts that (i) $|\gamma(t_*) - 1| = |f(t_*\lambda_*)| = r/|1 + t_*\lambda_*|^d$, (ii) $\arg(\gamma(t_*) - 1) = \arg f(t_*\lambda_*) = \varphi - d\alpha$, and (iii) $\arg \gamma(t_*) = \varphi/d$, we get

$$\begin{aligned} \sin(\varphi/d) &= \frac{r \sin^d(\varphi - \alpha)}{\sin^d \varphi} \sin((1 - 1/d)\varphi - d\alpha) \\ &< \sin(\varphi/d) \frac{\sin^d(\varphi - \alpha) \sin((1 - 1/d)\varphi - d\alpha)}{\sin^d(\varphi - \psi^*) \sin((1 - 1/d)\varphi - d\psi^*)}. \end{aligned} \quad (7.8)$$

But, in conjunction with eq. (7.6), this contradicts the fact that the function

$$x \mapsto \sin^d(\varphi - x) \sin((1 - 1/d)\varphi - dx) \quad (7.9)$$

is a strictly decreasing function on $(\psi^*, (1 - 1/d)\varphi/d)$, since its derivative is

$$-d \sin^{d-1}(\varphi - x) \cdot \sin((2 - 1/d)\varphi - (d + 1)x) < 0. \quad (7.10)$$

Here, we use the condition $x \in (\psi^*, (1 - 1/d)\varphi/d)$ and the definition of ψ^* as $\max(\frac{1}{d+1}((2 - 1/d)\varphi - \pi), 0)$ to deduce the last inequality. \square

8. ZERO FREE REGIONS IN THE RIGHT HALF PLANE

In this section, we use the framework of Section 4 to establish a zero free region for the independence polynomial in the right half plane. The results here improve upon those in the manuscript [4] when λ is close to the real axis and match those results when λ is on the imaginary axis: see Remark 8.3 for a more detailed discussion.

We start with some notation. For any integer $d \geq 2$, let $\theta_d \in (\pi/(2(d + 1)), \pi/2)$ be the unique solution of

$$\tan(2x/d) = \frac{\tan((\pi/2 - x)/d)}{1 - \frac{\tan((\pi/2 - x)/d)}{\tan(x)}}.$$

To see that θ_d exists and is unique, we first note that the left hand side of the above equation is monotone increasing while the right hand side is monotone decreasing, so that it has at most one solution in the given interval. To show existence, we note that as $x \downarrow \pi/(2(d + 1))$, we have

$$\lim_{x \downarrow \pi/(2(d+1))} \tan(2x/d) = \tan(\pi/(d(d + 1))) < \lim_{x \downarrow \pi/(2(d+1))} \frac{\tan((\pi/2 - x)/d)}{1 - \frac{\tan((\pi/2 - x)/d)}{\tan(x)}} = \infty,$$

while as $x \uparrow \pi/2$ we have

$$\lim_{x \uparrow \pi/2} \tan(2x/d) = \tan(\pi/d) > \lim_{x \uparrow \pi/2} \frac{\tan((\pi/2 - x)/d)}{1 - \frac{\tan((\pi/2 - x)/d)}{\tan(x)}} = 0.$$

Together, these show that there is a unique solution θ_d , such that for all x such that $\pi/(2(d + 1)) < x < \theta_d$, we have

$$\frac{\tan(2x/d)}{\sin x} < \frac{\tan((\pi/2 - x)/d)}{\sin(x) - \cos(x) \tan((\pi/2 - x)/d)}, \quad (8.1)$$

while for $\theta_d < x < \pi/2$,

$$\frac{\tan(2x/d)}{\sin x} > \frac{\tan((\pi/2 - x)/d)}{\sin(x) - \cos(x) \tan((\pi/2 - x)/d)}, \quad (8.2)$$

For later comparison with results of [4], we also note that at $x = \pi/6$ we have (assuming $d \geq 3$)

$$\frac{\tan(2x/d)}{\sin x} = \frac{\tan(\pi/(3d))}{\sin(\pi/6)} < \frac{\tan(\pi/(3d))}{\sin(\pi/6) - \cos(\pi/6) \tan(\pi/(3d))}, \quad (8.3)$$

which implies that $\pi/6 < \theta_d$ for all $d \geq 2$ (this conclusion is trivially true for $d = 2$). We are now ready to state the main result describing zeros in the right half plane.

Theorem 8.1. *Let $\theta \in (0, \pi/2]$ and $0 \leq r \leq r_{1,d}(\theta)$, where*

$$r_{1,d}(\theta) = \begin{cases} \frac{\tan(2\theta/d)}{\sin(\theta)} & \text{if } \theta \leq \theta_d \\ \frac{\tan((\theta + \beta^*)/d)}{\sin(\theta)} & \text{if } \theta > \theta_d \end{cases},$$

and where $\beta^ \in (0, \theta)$ is defined as the unique solution of*

$$\frac{\tan((\theta + x)/d)}{\sin(\theta)} = \frac{\tan((\pi/2 - \theta)/d)}{\sin(x) - \cos(x) \tan((\pi/2 - \theta)/d)},$$

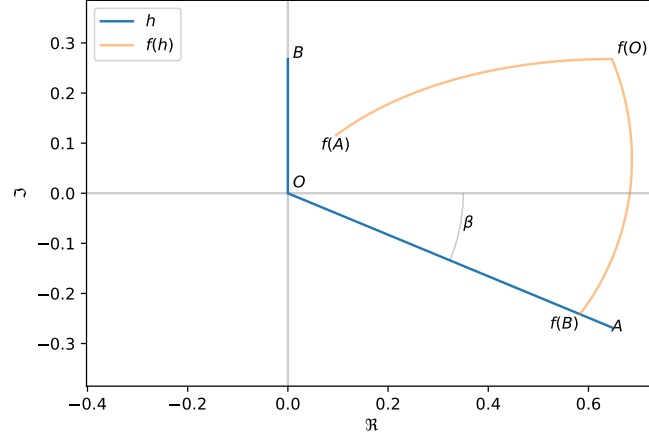


Figure 8. An example sketch of the h curve from Lemma 8.2. In the notation of the lemma, the sketch corresponds to $d := 3$, $\beta := \theta := \pi/(2(d+1))$, $\psi := 2\theta/d$, $r_2 := r := \tan(2\theta/d)/\sin \theta$ and $\lambda := r \exp(i\theta)$. As before, f is the map $z \mapsto \lambda/(1+z)^d$.

when $\theta \in [\theta_d, \pi/2)$ and as $\beta^* := 0$ when $\theta = \pi/2$. If $\lambda = r \exp(i\theta)$, then $Z_G(\lambda) \neq 0$ for any graph G with degree at most $d+1$.

The proof of this theorem is based on the following technical lemma, which employs the framework of Theorem 4.5.

Lemma 8.2. Let $\lambda = r \exp(i\theta)$ with $\theta \in (0, \pi/2]$ and $r > 0$. Suppose that there exist $r_2 \geq 0$ and $\beta, \psi \in [0, \pi/2)$ satisfying

- (1) $\theta - d\psi \geq -\beta$,
- (2) $r_2 \geq r$,
- (3) $r \sin(\theta) \leq \tan \psi$,
- (4) $\theta + d \arg(1 + r_2 \exp(i\beta)) \leq \pi/2$, and
- (5) $\theta \geq \beta$.

Then the curve

$$h(t) := \begin{cases} -t \cdot r_2 \exp(-i\beta) & \text{if } t \in [-1, 0], \text{ and} \\ t \cdot \tan(\psi)i & \text{if } t \in [0, 1] \end{cases}$$

satisfies the conditions of Theorem 4.5.

Proof. Let A denote the point $r_2 \exp(-i\beta)$, B the point $i \tan \psi$, and O the origin. (See fig. 8 for an example sketch.) Since $h(0) = 0$, h satisfies the first condition of Theorem 4.5. Further, the curve $h(t)$ traverses the directed line segment AO as t varies from -1 to 0 and the line segment OB as t varies from 0 to 1 , and this establishes the second condition of Theorem 4.5 (since $\beta \in [0, \pi/2)$ and $\psi \geq 0$).

A convex combination of any two points $h(t_1)$ and $h(t_2)$, where $t_1 < t_2$, lies either on the curve h (when $0 \notin (t_1, t_2)$), or on the boundary of the triangle with vertices $h(t_1) \in AO$, $h(0) = 0$ and $h(t_2) \in OB$ (when $0 \in (t_1, t_2)$). It is therefore -1 covered by $h(t)$ for some $t \in [t_1, t_2]$. This establishes the third condition of Theorem 4.5.

Note that the segment OB of the curve h -1 -covers every point in the set

$$L_1 := \{z : \Re z \geq 0 \text{ and } 0 \leq \Im z \leq \Im B = \tan \psi \geq 0\},$$

while the segment AO -1 -covers every point in the set

$$L_2 := \{z : -\pi/2 < -\beta \leq \arg z \leq 0 \text{ and } \Im z \geq \Im A = -r_2 \sin \beta \leq 0\}.$$

It remains to verify the fourth condition of Theorem 4.5, which is that for every $t \in [0, 1]$, $f(h(t))$ is -1 -covered by some point on the curve h . We do so by proving that for all $t \in [-1, 1]$, $f(h(t)) \in L_1 \cup L_2$.

Consider first a point $f(h(t))$ for $t \in [0, 1]$. Note that as t increases from 0 to 1, $\arg(1 + h(t))$ increases from 0 to ψ . From item 1 in the statement of the lemma, we thus get that $\arg f(h(t)) \in [-\beta, \theta]$, while item 2 gives $|f(h(t))| \leq r \leq r_2$. Together with item 3, these imply that for $t \in [0, 1]$,

- (1) $0 \leq \Im f(h(t)) \leq r \sin \theta \leq \tan \psi$ (when $\arg f(h(t)) \geq 0$), and
- (2) $0 \geq \Im f(h(t)) \geq -r \sin \beta \geq -r_2 \sin \beta$ (when $\arg f(h(t)) \leq 0$).

Thus, for all $t \in [0, 1]$, $f(h(t)) \in L_1 \cup L_2$, and thus is -1 -covered by the curve h .

Now, consider a point $f(h(t))$ for $t \in [-1, 0]$. Define $g(t) := f(h(t))$. From item 4, we get that $\arg g(t) \in [\theta, \pi/2]$ for all $t \in [-1, 0]$. We also have $g(0) = \lambda \in L_1$ (where the last inclusion follows from item 3). Thus, in order to establish that $g(t) \in L_1$ for all $t \in [-1, 0]$, it suffices to prove that $k(t) := \Im g(t)$ has a non-negative right derivative at every $t \in [-1, 0)$. The latter in turn would follow if we establish that $\arg g'(t) \in [0, \pi)$ for all $t \in [-1, 0)$, where $g'(t)$ denotes the right derivative of g at t .

We now compute, for $t \in [-1, 0)$,

$$g'(t) = d \cdot r_2 \cdot \frac{\lambda}{(1 - t \cdot r_2 \exp(-i\beta))^d} \frac{\exp(-i\beta)}{(1 - t \cdot r_2 \exp(-i\beta))}$$

so that (after multiplying denominators with conjugates and ignoring positive real factors)

$$\arg g'(t) = \arg \left(\underbrace{\left[\exp(i\theta) \cdot (1 - t \cdot r_2 \exp(i\beta))^d \right]}_{=: \mu} \cdot \underbrace{[\exp(-i\beta) - t \cdot r_2]}_{=: \nu} \right).$$

Since $t \in [-1, 0)$, item 4 in the statement of the lemma then implies that $\arg \mu \in [\theta, \pi/2]$. Further, $\arg \nu \in [-\beta, 0]$. Together with $\theta \geq \beta$ (item 5 in the statement of the lemma), this implies that $\arg g'(t) = \arg(\mu \cdot \nu) \in [0, \pi/2] \subseteq [0, \pi)$. Given the above discussion about the relationship between the functions k and g , this completes the proof. \square

With the above lemma, we can now complete the proof of Theorem 8.1.

Proof of Theorem 8.1. We will prove that if $r \leq r_{1,d}(\theta)$, then we can find $\beta, \psi \in [0, \pi/2)$ and $r_2 > 0$, such that the conditions of Lemma 8.2 hold. By applying Theorem 4.5 for the curve h obtained from the lemma, we get the desired statement.

- (1) Consider first the case $\theta \leq \theta_d$. Then, let

$$\beta = \theta, \quad \psi = \frac{2\theta}{d}, \quad r_2 = \arg \max_{t \geq 0} \left(\arg(1 + t \exp(i\theta)) \leq \frac{\pi/2 - \theta}{d} \right) \leq \infty. \quad (8.4)$$

Items 1 and 3 to 5 in Lemma 8.2 are satisfied by construction (as discussed below, we might have to redefine r_2 to make sure it is finite). We now show that item 2 holds:

- If $\theta \leq \pi/(2(d+1))$, then $r_2 = \infty \geq r$. In this case, we redefine $r_2 = r$, and all of the conditions continue to hold.
 - Otherwise $\theta > \pi/(2(d+1))$. In this case, we have $r_2 = \frac{\tan((\pi/2 - \theta)/d)}{\sin(\theta) - \cos(\theta) \tan((\pi/2 - \theta)/d)} \geq \frac{\tan(2\theta/d)}{\sin(\theta)} = r_{1,d}(\theta) \geq r$, where the first inequality follows from eq. (8.1) since $\pi/(2(d+1)) < \theta \leq \theta_d$.
- (2) Consider now the case $\theta > \theta_d$. Then let β be $\beta^* \in [0, \theta]$ as described in the statement of the theorem. By definition, $\beta^* = 0$ when $\theta = \pi/2$, so we first show that even when $\theta \in (\theta_d, \pi/2)$, this

β^* exists and is unique. To see this, note that

$$\gamma_1(x) := \frac{\tan((\theta + x)/d)}{\sin(\theta)} \quad (8.5)$$

is continuous, monotone increasing and positive on $[0, \theta]$ (when $0 < \theta < \pi/2$). On the other hand,

$$\gamma_2(x) := \frac{\tan((\pi/2 - \theta)/d)}{\sin(x) - \cos(x) \tan((\pi/2 - \theta)/d)} \quad (8.6)$$

is continuous in $[0, (\pi/2 - \theta)/d) \cup ((\pi/2 - \theta)/d, \theta]$, negative in $[0, (\pi/2 - \theta)/d)$, and monotone decreasing in $((\pi/2 - \theta)/d, \theta]$. Further, in the interval $((\pi/2 - \theta)/d, \theta]$ we also have

$$\gamma_1((\pi/2 - \theta)/d) < \infty, \quad \text{and} \quad \lim_{x \downarrow (\pi/2 - \theta)/d} \gamma_2(x) = \infty, \quad (8.7)$$

at the left endpoint, while at the right endpoint, $\theta > \theta_d$ implies $\gamma_1(\theta) > \gamma_2(\theta)$ (due to eq. (8.2)). The above observations imply that when $\theta \in (\theta_d, \pi/2)$, $\gamma_1(x) = \gamma_2(x)$ has exactly one solution $\beta^* \in [0, \theta]$, which lies in $((\pi/2 - \theta)/d, \theta]$.

Then, we define

$$\begin{aligned} \beta &= \beta^*, & \psi &= (\theta + \beta)/d, \\ r_2 &= \begin{cases} \arg \max_{t \geq 0} \left(\arg(1 + t \exp(i\beta)) \leq \frac{\pi/2 - \theta}{d} \right) < \infty & \text{when } \theta \in (\theta_d, \pi/2), \\ \tan(\pi/(2d)) & \text{when } \theta = \pi/2. \end{cases} \end{aligned} \quad (8.8)$$

Note that r_2 is finite when $\theta \in (\theta_d, \pi/2)$ since $\beta = \beta^* > (\pi/2 - \theta)/d$.

Again, items 1 and 3 to 5 in Lemma 8.2 are satisfied by construction. We now show that item 2 holds. To see this, we first note that when $\theta_d < \theta < \pi/2$, item 2 holds since in that case, eq. (8.8) and the definition of β^* give $r_2 = \frac{\tan((\pi/2 - \theta)/d)}{\sin(\beta^*) - \cos(\beta^*) \tan((\pi/2 - \theta)/d)} = \frac{\tan((\theta + \beta^*)/d)}{\sin(\theta)} = r_{1,d}(\theta) \geq r$. In the remaining case $\theta = \pi/2$, item 2 holds since in that case, eq. (8.8) gives again $r_2 = \tan(\pi/(2d)) = r_{1,d}(\pi/2) \geq r$. \square

Remark 8.3. We remark that the zero-free region established in Theorem 8.1 contains the zero-free region described in the manuscript [4] when $\arg \lambda = \theta \leq \theta_d$ (recall also from the paragraph just before the statement of Theorem 8.1 that θ_d is always greater than $\pi/6$). For such θ , the above theorem gives zero-freeness for all λ with $|\lambda| < \tan(2\theta/d)/\sin(\theta)$ and $\arg(\lambda) = \theta$. On the other hand, the zero-free region in Theorem 1.4 of [4] requires at least that $|\lambda| \leq \tan(\pi/(2d))$. But when $d \geq 2$ and $\theta \in (0, \pi/2)$, elementary arguments involving the convexity of the function $\theta \mapsto \tan(2\theta/d) - \sin(\theta) \tan(\pi/(2d))$ in the interval $(0, \pi/2)$ imply that $\tan(\pi/(2d)) < \tan(2\theta/d)/\sin(\theta)$, showing that Theorem 8.1 gives a larger zero-free region. For the case $\theta = \pi/2$, we compute directly that $r_{1,d}(\pi/2) = \tan(\pi/(2d))$.

For the case $\theta_d < \arg \lambda < \pi/2$, the zero-free region in [4] has only an implicit description, and numerical calculations show that even in this case, the zero free region described in Theorem 8.1 is better than the one in [4], except possibly in the close vicinity of $\theta = \pi/2$.

REFERENCES

- [1] BARVINOK, A. *Combinatorics and Complexity of Partition Functions*. Algorithms and Combinatorics. Springer, 2017.
- [2] BENCs, F. On trees with real-rooted independence polynomial. *Disc. Math.* 341, 12 (Dec. 2018), 3321–3330.
- [3] BENCs, F., BUYS, P., AND PETERS, H. The limit of the zero locus of the independence polynomial for bounded degree graphs. *arXiv preprint arXiv:2111.06451* (2021).
- [4] BENCs, F., AND CSIKVÁRI, P. Note on the zero-free region of the hard-core model, Jul 2018. [arXiv:1807.08963](https://arxiv.org/abs/1807.08963).
- [5] BEZÁKOVÁ, I., GALANIS, A., GOLDBERG, L. A., AND ŠTEFANKOVIČ, D. Inapproximability of the Independent Set Polynomial in the Complex Plane. In *Proceedings of the 50th Annual ACM SIGACT Symposium on Theory of Computing* (New York, NY, USA, 2018), STOC 2018, ACM, pp. 1234–1240. event-place: Los Angeles, CA, USA.
- [6] BUYS, P. On the location of roots of the independence polynomial of bounded degree graphs. *arXiv:1903.05462 [math-ph]* (Mar. 2019). [arXiv: 1903.05462](https://arxiv.org/abs/1903.05462).
- [7] DE BOER, D., BUYS, P., GUERINI, L., PETERS, H., AND REGTS, G. Zeros, chaotic ratios and the computational complexity of approximating the independence polynomial. *arXiv preprint arXiv:2104.11615* (2021).

- [8] DOBRUSHIN, R. L., AND SHLOSMAN, S. B. Completely analytical Gibbs fields. In *Statistical Physics and Dynamical Systems: Rigorous Results*, J. Fritz, A. Jaffe, and D. Szász, Eds., Progress in Physics. Birkhäuser, Boston, MA, 1985, pp. 371–403.
- [9] DOBRUSHIN, R. L., AND SHLOSMAN, S. B. Completely analytical interactions: Constructive description. *Journal of Statistical Physics* 46 (1987), 983–1014.
- [10] HARVEY, N. J. A., SRIVASTAVA, P., AND VONDRÁK, J. Computing the independence polynomial: From the tree threshold down to the roots. In *Proceedings of the Twenty-Ninth Annual ACM-SIAM Symposium on Discrete Algorithms (USA, 2018)*, SODA '18, Society for Industrial and Applied Mathematics, p. 1557–1576.
- [11] PATEL, V., AND REGTS, G. Deterministic polynomial-time approximation algorithms for partition functions and graph polynomials. *SIAM Journal on Computing* 46, 6 (2017), 1893–1919.
- [12] PETERS, H., AND REGTS, G. On a conjecture of Sokal concerning roots of the independence polynomial. *Michigan Math. J.* 68, 1 (2019), 33–55.
- [13] SCOTT, A., AND SOKAL, A. The repulsive lattice gas, the independent-set polynomial, and the Lovász local lemma. *Journal of Statistical Physics* 118, 5-6 (2004), 1151–1261.
- [14] SCOTT, A. D., AND SOKAL, A. D. The repulsive lattice gas, the independent-set polynomial, and the Lovász local lemma. *J. Stat. Phys.* 118, 5-6 (Mar. 2005), 1151–1261.
- [15] SHEARER, J. B. On a problem of Spencer. *Combinatorica* 5, 3 (Sept. 1985), 241–245.
- [16] SLY, A., AND SUN, N. Counting in two-spin models on d -regular graphs. *Annals of Probability* 42, 6 (2014), 2383–2416.
- [17] WEITZ, D. Counting independent sets up to the tree threshold. In *Proceedings of the 38th Annual ACM Symposium on Theory of Computing* (2006), ACM, pp. 140–149.
- [18] YANG, C. N., AND LEE, T. D. Statistical theory of equations of state and phase transitions. I. Theory of condensation. *Physics Review* 87, 3 (1952), 404–409.

KORTEWEG DE VRIES INSTITUTE FOR MATHEMATICS, UNIVERSITY OF AMSTERDAM

EÖTVÖS LORÁND UNIVERSITY.

TATA INSTITUTE OF FUNDAMENTAL RESEARCH.

STANFORD UNIVERSITY.