

The Complexity of Temporal Vertex Cover in Small-Degree Graphs

Thekla Hamm* Nina Klobas† George B. Mertzios ‡§ Paul G. Spirakis¶

Abstract

Temporal graphs naturally model graphs whose underlying topology changes over time. Recently, the problems TEMPORAL VERTEX COVER (or TVC) and SLIDING-WINDOW TEMPORAL VERTEX COVER (or Δ -TVC for time-windows of a fixed-length Δ) have been established as natural extensions of the classic problem VERTEX COVER on static graphs with connections to areas such as surveillance in sensor networks.

In this paper, we initiate a systematic study of the complexity of TVC and Δ -TVC on sparse graphs. Our main result shows that for every $\Delta \geq 2$, Δ -TVC is NP-hard even when the underlying topology is described by a path or a cycle. This resolves an open problem from literature and shows a surprising contrast between Δ -TVC and TVC for which we provide a polynomial-time algorithm in the same setting. To circumvent this hardness, we present some fixed-parameter and approximation algorithms.

1 Introduction

A great variety of modern, as well as traditional networks, are dynamic in nature as their link availability changes over time. Information and communication networks, social networks, transportation networks, and various physical systems are only a few indicative examples of such inherently dynamic networks [25, 35]. All these application areas share the common characteristic that the network structure, i.e. the underlying graph topology, is subject to *discrete changes over time*. In this paper, embarking from the foundational work of Kempe et al. [28], we adopt the following simple and natural model for time-varying networks, which is given by a graph with sets of time-labels associated with its edges, while the vertex set is fixed.

Definition 1 (Temporal Graph). A *temporal graph* is a pair (G, λ) , where $G = (V, E)$ is an underlying (static) graph and $\lambda : E \rightarrow 2^{\mathbb{N}}$ is a *time-labeling* function which assigns to every edge of G a set of discrete-time labels.

For an edge $e \in E$ in the underlying graph G of a temporal graph (G, λ) , if $t \in \lambda(e)$ then we say that e is *active* at time t in (G, λ) . That is, for every edge $e \in E$, $\lambda(e)$ denotes the set of time slots at which e is *active*. Due to their relevance and applicability in many areas, temporal graphs have been studied from various perspectives and under different names such as *dynamic* [9, 21], *evolving* [6, 12, 18], *time-varying* [1, 19, 39], and *graphs over time* [30]. For a comprehensive overview of the existing models and results on temporal graphs from a distributed computing perspective see the surveys [7–9].

*Algorithms and Complexity Group, TU Wien, Vienna, Austria. Email: thamm@ac.tuwien.ac.at

†Department of Computer Science, Durham University, UK. Email: nina.klobas@durham.ac.uk

‡Department of Computer Science, Durham University, UK. Email: george.mertzios@durham.ac.uk

§Supported by the EPSRC grant EP/P020372/1.

¶Department of Computer Science, University of Liverpool, UK and Computer Engineering & Informatics Department, University of Patras, Greece. Email: p.spirakis@liverpool.ac.uk

||Supported by the NeST initiative of the School of EEE and CS at the University of Liverpool and by the EPSRC grant EP/P02002X/1.

Mainly motivated by the fact that, due to causality, information can be transferred in a temporal graph along sequences of edges whose time-labels are increasing, the most traditional research on temporal graphs has focused on temporal paths and other “path-related” notions, such as e.g. temporal analogues of distance, reachability, exploration and centrality [2, 3, 10, 16, 17, 23, 29, 31, 34, 42]. To complement this direction, several attempts have been recently made to define meaningful “non-path” temporal graph problems which appropriately model-specific applications. Motivated by the contact patterns among high-school students, Viard et al. [40], introduced Δ -cliques, an extension of the concept of cliques to temporal graphs (see also [5, 24]). Chen et al. [11] presented an extension of the cluster editing problem to temporal graphs, in which all vertices interact with each other at least once every Δ consecutive time-steps within a given time interval. Furthermore, Akrida et al. [4] introduced the notion of temporal vertex cover (also with a sliding time window), motivated by applications of covering problems in sensor networks. Further examples of meaningful “non-path” temporal graph problems include variations of temporal graph coloring [20, 33, 41] in the context of planning and channel assignment in mobile sensor networks, and the temporally transitive orientations of temporal graphs [32].

The problems TEMPORAL VERTEX COVER (or TVC) and SLIDING-WINDOW TEMPORAL VERTEX COVER (or Δ -TVC for time-windows of a fixed-length Δ) have been established as natural extensions of the well-known VERTEX COVER problem on static graphs [4]. Given a temporal graph \mathcal{G} , the aim of TVC is to cover every edge at least once during the lifetime T of \mathcal{G} , where an edge can be covered by one of its endpoints, and only at a time-step when it is active. For any $\Delta \in \mathbb{N}$, the aim of the more “pragmatic” problem Δ -TVC is to cover every edge at least once at every Δ consecutive time-steps. In both problems, we try to minimize the number of “vertex appearances” in the resulting cover, where a vertex appearance is a pair (v, t) for some vertex v and $t \in \{1, 2, \dots, T\}$.

TVC and Δ -TVC naturally generalize the applications of the static problem VERTEX COVER to more dynamic inputs, especially in the areas of wireless ad hoc networks, as well as network security and scheduling. In the case of a static graph, the vertex cover can contain trusted vertices that have the ability to monitor/surveil all transmissions [26, 38] or all link failures [27] between any pair of vertices through the edges of the graph. In the temporal setting, it makes sense to monitor the transmissions and to check for link failures within every sliding time window of an appropriate length Δ (which is exactly modeled by Δ -TVC).

It is already known that both TVC and Δ -TVC are NP-hard; for Δ -TVC this is even the case when $\Delta = 2$ and the minimum degree of the underlying graph G is just 3 [4]. One of the most intriguing questions left open (see Problem 1 in [4]) is whether Δ -TVC (or, more generally, SLIDING-WINDOW TEMPORAL VERTEX COVER) can be solved in polynomial time on always degree at most 2 temporal graphs, that is, on temporal graphs where the maximum degree of the graph at each time-step is at most 2.

Our Contribution. In this paper, we initiate the study of the complexity of TVC and Δ -TVC on sparse graphs. Our main result (see Section 3.1) is that, for every $\Delta \geq 2$, Δ -TVC is NP-hard even when G is a path or a cycle, while TVC can be solved in polynomial time on paths and cycles. This resolves the first open question (Problem 1) of [4]. In contrast, we show that TVC (see Section 3.2) can be solved in polynomial time on temporal paths and cycles. Moreover, for any $\Delta \geq 2$, we provide a *Polynomial-Time Approximation Scheme (PTAS)* for Δ -TVC on temporal paths and cycles (see Section 3.2), which also complements our hardness result for paths.

The NP-hardness of Section 3.1 signifies that an optimum solution for Δ -TVC is hard to compute, even for $\Delta = 2$ and under severe degree restrictions of the input instance. To counter this hardness for more general temporal graphs than those with underlying paths and cycles as

in Section 3, in Section 4 we give three algorithms for every $\Delta \geq 2$: First we present an exact algorithm for Δ -TVC with exponential running time dependency on the number of edges in the underlying graph (see Section 4.1). Using this algorithm we are able to devise, for any $d \geq 3$, a polynomial-time $(d-1)$ -approximation (see Section 4.2), where d is the maximum vertex degree in any time-step, i.e., in any part of the temporal graph that is active at the same time. This improves the currently best known d -approximation algorithm for Δ -TVC [4] and thus also answers another open question (Problem 2 in [4]). Finally, we present a simple fixed-parameter tractable algorithm with respect to the size of an optimum solution (see Section 4.3).

2 Preliminaries

Given a (static) graph $G = (V, E)$ with vertices in V and edges in E , an edge between two vertices u and v is denoted by uv , and in this case u and v are said to be *adjacent* in G . For every $i, j \in \mathbb{N}$, where $i \leq j$, we let $[i, j] = \{i, i+1, \dots, j\}$ and $[j] = [1, j]$. Throughout the paper, we consider temporal graphs whose underlying graphs are finite and whose time-labeling functions only map to finite sets. This implies that there is some $t \in \mathbb{N}$ such that, for every $t' > t$, no edge of G is active at t' in (G, λ) . We denote the smallest such t by T , i.e., $T = \max\{t \in \lambda(e) \mid e \in E\}$, and call T the *lifetime* of (G, λ) . Unless otherwise specified, n denotes the number of vertices in the underlying graph G , and T denotes the lifetime of the temporal graph \mathcal{G} . We refer to each integer $t \in [T]$ as a *time slot* of (G, λ) . The *instance* (or *snapshot*) of (G, λ) at time t is the static graph $G_t = (V, E_t)$, where $E_t = \{e \in E : t \in \lambda(e)\}$.

A *temporal path* of length k is a temporal graph $\mathcal{P} = (P, \lambda)$, where the underlying graph P is the path $(v_0, v_1, v_2, \dots, v_k)$ on $k+1$ vertices, with edges $e_i = v_{i-1}v_i$ for $i = 1, 2, \dots, k$. In many places throughout the paper, we visualize a temporal path as a 2-dimensional array $V(P) \times [T]$, where two vertices $(x, t), (y, t') \in V(P) \times [T]$ are connected in this array if and only if $t = t' \in \lambda(xy)$ and $xy \in E(P)$. For example see Figure 1.

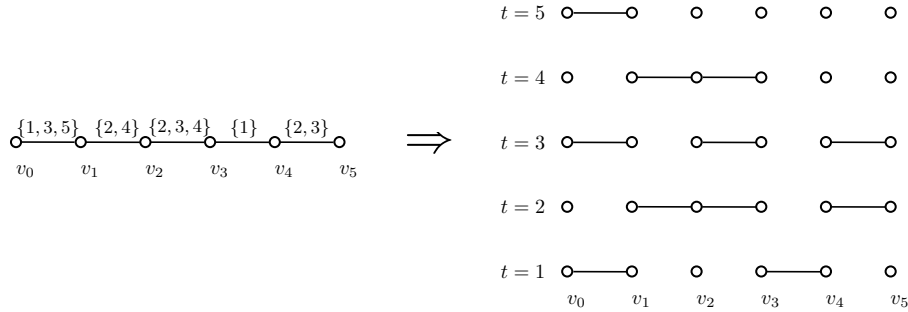


Figure 1: An example of visualizing a temporal path graph \mathcal{G} as a 2-dimensional array, in which every edge corresponds to a time-edge of \mathcal{G} .

For every $t = 1, \dots, T - \Delta + 1$, let $W_t = [t, t + \Delta - 1]$ be the Δ -time window that starts at time t . For every $v \in V$ and every time slot t , we denote the *appearance of vertex v at time t* by the pair (v, t) and the *edge appearance* (or *time-edge*) of e at time t by (e, t) .

A *temporal vertex subset* of (G, λ) is a set of vertex appearances in (G, λ) , i.e. a set of the form $S \subseteq \{(v, t) \mid v \in V, t \in [T]\}$. For a temporal vertex subset S and some Δ -time window W_i within the lifetime of (G, λ) , we denote by $S[W_i] = \{(v, t) \in S \mid t \in W_i\}$ the subset of all vertex appearances in S in the Δ -time window W_i . For a Δ -time window W_i within the lifetime of a temporal graph (G, λ) , we denote by $E[W_i] = \{e \in E \mid \lambda(e) \cap W_i \neq \emptyset\}$ the set of all edges which appear at some time slot within W_i .

A temporal vertex subset \mathcal{C} is a *sliding Δ -time window temporal vertex cover*, or Δ -TVC for

short, of a temporal graph (G, λ) if, for every Δ -time window W_i within the lifetime of (G, λ) and for every edge in $E[W_i]$, there is some $(v, t) \in \mathcal{C}[W_i]$ such that $v \in e$, i.e. v is an endpoint of e , and $t \in \lambda(e)$. Here we also say (v, t) *covers* (e, t) in time window W_i .

3 Paths and Cycles

In Section 3.1 we provide our main NP-hardness result for Δ -TVC, for any $\Delta \geq 2$, on instances whose underlying graph is a path or a cycle (see Theorem 9 and Corollary 10). In Section 3.2 we prove that TVC on underlying paths and cycles is polynomially solvable, and we also provide our PTAS for Δ -TVC on underlying paths and cycles, for every $\Delta \geq 2$.

3.1 Hardness on Temporal Paths and Cycles

Our NP-hardness reduction of Theorem 9 is done from the NP-hard problem *planar monotone rectilinear 3 satisfiability* (or *planar monotone rectilinear 3SAT*), see [14]. This is a specialization of the classical Boolean 3-satisfiability problem to a planar incidence graph. A Boolean satisfiability formula ϕ in conjunctive normal form (CNF) is called *monotone* if each clause of ϕ consists of only positive or only negative literals. We refer to these clauses as *positive* and *negative* clauses, respectively. By possibly repeating literals, we may assume without loss of generality that every clause contains exactly three (not necessarily different) literals.

In an instance of planar monotone rectilinear 3SAT, each variable and each clause is represented with a horizontal line segment, as follows. The line segments of all variables lie on the same horizontal line on the plane, which we call the *variable-axis*. For every clause $C = (x_i \vee x_j \vee x_k)$ (or $C = (\overline{x_i} \vee \overline{x_j} \vee \overline{x_k})$), the line segment of C is connected via straight vertical line segments to the line segments of x_i, x_j and of x_k , such that every two (horizontal or vertical) line segments are pairwise non-intersecting. Furthermore, every line segment of a positive (resp. negative) clause lies above (resp. below) the variable-axis. Finally, by possibly slightly moving the clause line segments higher or lower, we can assume without loss of generality that every clause line segment lies on a different horizontal line on the plane. For an example see Figure 2.

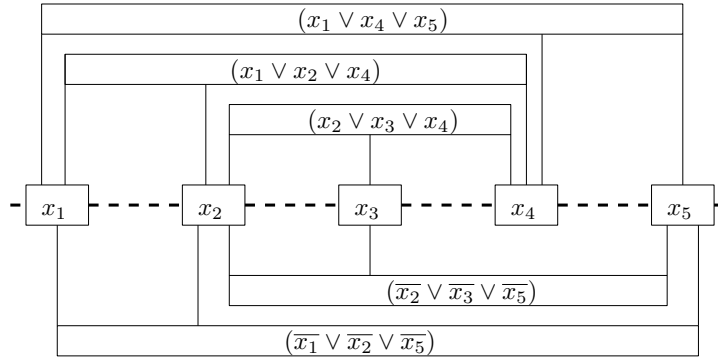


Figure 2: An example of an instance of a planar monotone rectilinear 3SAT $\phi = (x_2 \vee x_3 \vee x_4) \wedge (x_1 \vee x_2 \vee x_4) \wedge (x_1 \vee x_4 \vee x_5) \wedge (\overline{x_2} \vee \overline{x_3} \vee \overline{x_5}) \wedge (\overline{x_1} \vee \overline{x_2} \vee \overline{x_5})$. For visual purposes, the line segments for variables and for clauses are illustrated here with boxes.

Let ϕ be an arbitrary instance of planar monotone rectilinear 3SAT, where $X = \{x_1, \dots, x_n\}$ is its set of Boolean variables and $\phi(X) = \{C_1, \dots, C_m\}$ is its set of clauses. We construct from ϕ a temporal path \mathcal{G}_ϕ and prove (see Lemma 8) that there exists a truth assignment of X which

satisfies $\phi(X)$ if and only if the optimum value of 2-TVC on \mathcal{G}_ϕ is at most $f(\mathcal{G}_\phi)$. The exact value of $f(\mathcal{G}_\phi)$ will be defined later.

3.1.1 High-Level Description

Given a representation (i.e. embedding) R_ϕ of an instance ϕ of planar monotone rectilinear 3SAT, we construct a 2-dimensional array of the temporal path \mathcal{G}_ϕ , where:

- every variable (horizontal) line segment in R_ϕ is associated with one or more *segment blocks* (to be formally defined below) in \mathcal{G}_ϕ , and
- every clause (horizontal) line segment in R_ϕ , corresponding to the clause $C = (x_i \vee x_j \vee x_k)$ (resp. $C = (\bar{x}_i \vee \bar{x}_j \vee \bar{x}_k)$), is associated with a clause gadget in \mathcal{G}_ϕ , which consists of three edges (one for each of x_i, x_j, x_k), each appearing in 4 consecutive time-steps, together with two paths connecting them in the 2-dimensional array for \mathcal{G} (we call these paths the *clause gadget connectors*, for an illustration see Figure 9),
- every vertical line segment in R_ϕ , connecting variable line segments to clause line segments, is associated with an edge of \mathcal{G}_ϕ that appears in consecutive time-steps.

The exact description of the variables' and clauses' gadgets is given below; first, we need to precisely define the segment blocks.

Segment blocks are used to represent variables. Every segment block consists of a path of length 7 on vertices (u_0, u_1, \dots, u_7) , where the first and last edges (i.e., u_0u_1 and u_6u_7) appear at 9 consecutive time-steps starting at time t and ending at time $t+8$, with all other edges appearing only two times, i.e., at times $t+1$ and $t+7$. For an example see Figure 3.




Figure 3: Example of a segment block construction.

Time-edges which correspond to the first and last appearances of u_0u_1 and u_6u_7 in a segment block are called *dummy time-edges*, all remaining time-edges form two (bottom and top) horizontal paths, and two (left and right) vertical sequences of time-edges (which we call here *vertical paths*), see Figure 4. Using the next technical lemma will allow us to model the two different truth values of each variable x_i (True, resp. False) via two different optimum solutions of 2-TVC on a segment block (namely the “orange and green”, resp. “orange and red” temporal vertex covers of the segment block, see Figure 5).

Lemma 2. *There are exactly two different optimum solutions for 2-TVC of a segment block, both of size 15.*

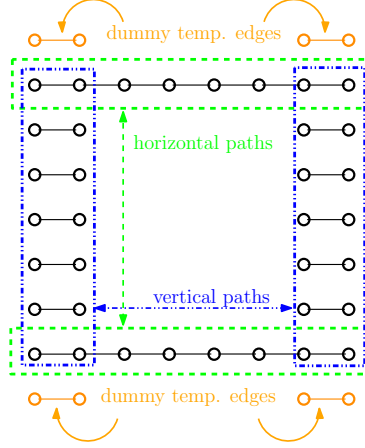


Figure 4: An example where dummy time-edges, and vertical and horizontal paths are depicted.

Proof. Let \mathcal{C} be a 2-TVC of a segment block on vertices u_0, \dots, u_7 that starts at time t and finishes at time $t + 8$.

In order to cover the dummy time-edges in time windows W_{t-1} and W_{t+8} one of their endpoints has to be in \mathcal{C} . Now let us start with the covering of the first edge (u_0u_1) at time $t + 1$. Since the dummy time-edges are covered, the edge u_0u_1 is covered in the time window W_t but it is not yet covered in the time window W_{t+1} . We have two options: cover it at time $t + 1$ or $t + 2$.

- Suppose that we cover the edge u_0u_1 at $t + 1$, then the next time-step it has to be covered is $t + 3$, the next one $t + 5$, and the last one $t + 7$. Now that the left vertical path is covered we proceed to cover the bottom and top horizontal paths. The middle 5 edges, from u_1 to u_6 , appear only at time-steps $t + 1$ and $t + 7$. Since we covered the edge u_0u_1 at time $t + 1$, we can argue that the optimum solution includes the vertex appearance $(u_1, t + 1)$ and therefore the edge u_1u_2 is also covered. Extending this covering optimally to the whole path we need to add every second vertex to \mathcal{C} , i.e., vertex appearances $(u_3, t + 1)$ and $(u_5, t + 1)$. Similarly, the same holds for the appearances of vertices u_1, \dots, u_6 at time $t + 7$. The last thing we need to cover is the right vertical path. Since the edge u_6u_7 is covered at time t , the next time-step we have to cover it is $t + 2$, which forces the next cover to be at $t + 4$ and the last one at $t + 6$.

In total \mathcal{C} consists of 4 endpoints of the dummy time-edges, 4 vertices of the left and 3 of the right vertical paths, 2 vertices of the bottom and 2 of the top horizontal paths. Altogether we used 11 vertices to cover vertical and horizontal paths and 4 for dummy time-edges. The above described 2-TVC corresponds to the “orange and red” vertex appearances of the segment block depicted in the Figure 5.

Let us also emphasize that, with the exception of times $t + 1$ and $t + 7$, we do not distinguish between the solutions that use a different endpoint to cover the first and last edge. For example, if a solution covers the edge u_0u_1 at time $t + 2$ then we do not care which of $(u_0, t + 2)$ or $(u_1, t + 2)$ is in the TVC.

- Covering the edge u_0u_1 at time $t + 2$ produces the 2-TVC that is a mirror version of the previous one on the vertical and horizontal paths. More precisely, in this case the covering consists of 3 vertices of the left and 4 of the right vertical paths and again 2 vertices of the bottom and 2 of the top horizontal paths, together with 4 vertices covering the dummy time-edges.

This 2-TVC corresponds to the “orange and green” vertex appearances of the segment block depicted in the Figure 5.

If we start with vertex appearances from one solution and add vertex appearances from the other solution then we either create a 2-TVC of bigger size or leave some edges uncovered. Therefore, the optimum temporal vertex cover of any segment block consists of only “orange and red” or “orange and green” vertex appearances. \square

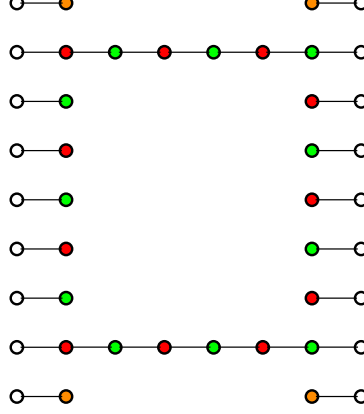


Figure 5: An example of two optimum covers of a segment block: (i) with the “orange and green”-colored, or (ii) with the “orange and red”-colored vertex appearances.

For each variable x_i we create multiple copies of segment blocks, and some specific pairs of these segment blocks are connected to each other via the so-called “horizontal bridges”. Two segment blocks, which are connected via a horizontal bridge, start at the same time t but are built on different sets of vertices (i. e., one is to the left of the other in the 2-dimensional array). All the copies have to be created in such a way, that their optimum 2-TVCs depend on each other. In the following, we describe how to connect two different segment blocks (both for the same variable x_i). As we prove below (see Lemma 3), there are two ways to optimally cover this construction: one using the “orange and green”, and one using the “orange and red” vertex appearances (thus modelling the truth values True and False of variable x_i in our reduction), see Figure 6.

Consistency in the horizontal direction. Let \mathcal{H} be a temporal path on vertices $(u_0^1, u_1^1, \dots, u_7^1, w_1, w_2, w_3, w_4, u_0^2, u_1^2, \dots, u_7^2)$, with two segment blocks on vertices $(u_0^1, u_1^1, \dots, u_7^1)$ and $(u_0^2, u_1^2, \dots, u_7^2)$, respectively, starting at time t and finishing at time $t + 8$, and let $P = (u_6^1, u_7^1, w_1, w_2, w_3, w_4, u_0^2, u_1^2)$ be a path of length 7, that appears exactly at times $t + 2$ and $t + 5$. For an example see Figure 6. We refer to this temporal path P as a *horizontal bridge* between the two segment blocks.

Lemma 3. *The temporal graph \mathcal{H} has exactly two optimum 2-TVCs, both of size 34.*

Proof. Let \mathcal{H} consist of two segment blocks. Suppose that the first segment block, i. e., left one, is covered with the “orange and green” 2-TVC. Then the first edge $u_6^1 u_7^1$ of the path P does not have to be covered at time $t + 2$ as it is covered at times $t + 1$ and $t + 3$. For the other 6 edges of P , there exists a unique optimum 2-TVC, that uses every second vertex at time $t + 2$ and is of size 3. Therefore we cover the edge $u_0^2 u_1^2$ at time $t + 2$ which enforces the “orange and green” 2-TVC also on the right segment block. Now, the only remaining uncovered edges are four consecutive edges of P , from w_1 to u_0^2 at time $t + 5$, which are optimally covered with

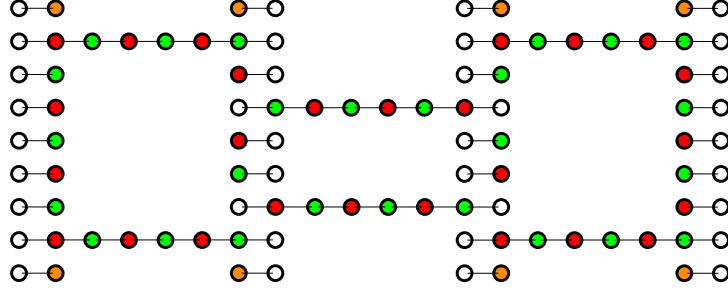


Figure 6: An example of connecting two segment blocks in the horizontal direction. The two different ways to optimally cover this construction are (i) with the green-colored and the orange-colored, or (ii) with the red-colored and the orange-colored vertex appearances.

two vertex appearances. Altogether we used $15 + 15$ vertex appearances, to cover both segment blocks and $2 + 2$ to cover P at $t + 2, t + 5$. \square

Lemma 3 ensures that, in an optimum 2-TVC of the construction of Figure 6, either both the left and the right segment blocks contain the “orange and green” vertex appearances, or they both contain the “orange and red” vertex appearances. We can extend the above result to d consecutive copies of the same segment block and get the following result.

Corollary 4. *The temporal graph corresponding to d copies of a segment block, where two consecutive are connected via horizontal bridges, has exactly two optimum 2-TVCs of size $19d - 4$.*

Proof. The optimum 2-TVC of each segment block consists of 15 vertex appearances. A horizontal bridge is optimally covered using 4 extra vertex appearances. Therefore all together we have $15d + 4(d - 1) = 19d - 4$ vertex appearances in the optimum 2-TVC. \square

Variable Gadget

From the planar, rectilinear embedding R_ϕ of ϕ , we can easily fix the order of variables. We fix the variables in the order they appear in the variable-axis, starting from the left to the right.

Let d_i be the number of appearances of variable x_i as a literal (i.e., as x_i and \bar{x}_i) in ϕ . For every variable x_i we create d_i copies of the segment block, which follow each other on a horizontal line and are connected via *horizontal bridges*. Between variable gadgets of two consecutive variables x_i and x_{i+1} we add 4 vertices (without any additional time-edges). All variable gadgets in \mathcal{G}_ϕ start and finish at the same time i.e., they lie on the same vertical line.

Lemma 5. *The distance between two rightmost (or two leftmost) edges of any pair of segment blocks in \mathcal{G}_ϕ is odd.*

Proof. Let (u_6u_7, t) and (v_6v_7, t) be the rightmost time-edges of two segment blocks \mathcal{X} and \mathcal{Y} in \mathcal{G}_ϕ . Without loss of generality, we may assume that \mathcal{X} appears before/left of the \mathcal{Y} in \mathcal{G}_ϕ .

If \mathcal{X} and \mathcal{Y} are consecutive (i.e., right next to each other) then there are 4 vertices between them and two blocks are on the distance 5. Since (v_6v_7, t) is the last (rightmost) time-edge in \mathcal{Y} it is on the distance 6 from the beginning of the block and therefore on the distance 11 from (u_6u_7, t) .

If there are k segment blocks between \mathcal{X} and \mathcal{Y} , there are $8k + 4(k + 1)$ vertices between the end of \mathcal{X} and the beginning of the \mathcal{Y} . Since (v_6v_7, t) is the last (rightmost) time-edge in \mathcal{Y} there are 6 other vertices before it in the block. Therefore, there are $12k + 10$ vertices between the two edges (u_6u_7, t) and (v_6v_7, t) , so they are on the distance $2(6k + 5) + 1$.

Similarly holds for the leftmost time-edges (u_0u_1, t) and (v_0v_1, t) of two segment blocks \mathcal{X} and \mathcal{Y} in \mathcal{G}_ϕ . \square

Vertical Line Gadget

A vertical line gadget is used to connect a variable gadget to the appropriate clause gadget. It consists of one edge appearing in $2k$ consecutive time-steps, where k is a positive integer. The value of k for each clause gadget will be specified later; it depends on the embedding R_ϕ of the input formula ϕ . More precisely, let \mathcal{X} be a segment block for the literal x_i (resp. \bar{x}_i) on vertices (u_0, u_1, \dots, u_7) , which starts at time t and finishes at time $t' = t + 8$. Then the *vertical line gadget* \mathcal{V} of this segment block consists of just the $2k$ appearances of the edge u_6u_7 from time t' to time $t' + 2k - 1$ (resp. of the edge u_0u_1 from time $t - 2k + 1$ to time t).

Lemma 6. *Let \mathcal{V} be any vertical line gadget, whose edge appearances are between time t_0 and time $t_0 + 2k - 1$. Then a minimum 2-TVC of \mathcal{V} in the time windows from W_{t_0} to W_{t_0+2k-2} is of size k .*

Proof. To cover an edge in a specific time-step we use just one vertex appearance. Since \mathcal{V} consists of $2k$ consecutive appearances of the same edge u_xu_{x+1} , containing in the 2-TVC an appearance of u_x or u_{x+1} at a time t (where $t_0 + 1 \leq t \leq t_0 + 2k - 2$) temporally covers the edge u_xu_{x+1} in two time windows, namely W_{t-1} and W_t . Note that there are $2k - 1$ time windows between W_{t_0} to W_{t_0+2k-2} .

Suppose that there is an optimum 2-TVC of \mathcal{V} of size at most $k - 1$. This 2-TVC then can cover the edge u_xu_{x+1} in at most $2(k - 1)$ time windows, which leaves at least one time window uncovered. Therefore the size of an optimum 2-TVC is at least k .

Let us now build two minimum 2-TVCs of \mathcal{V} , both of size k . We observe the following two options.

- Suppose we cover u_xu_{x+1} at time t_0 . Then we can cover it also at times $t_0 + 2, t_0 + 4, \dots, t_0 + 2k - 2$, and thus u_xu_{x+1} is covered in all time windows between W_{t_0} to W_{t_0+2k-2} by using exactly k vertex appearances. This 2-TVC corresponds to the red-colored vertex appearances of the vertical line gadget depicted in the Figure 7.
- Suppose we cover u_xu_{x+1} at time $t_0 + 1$ (instead of time t_0). Then we can cover it also at times $t_0 + 3, t_0 + 5, \dots, t_0 + 2k - 1$, and thus u_xu_{x+1} is covered again in all time windows between W_{t_0} to W_{t_0+2k-2} by using exactly k vertex appearances. This 2-TVC corresponds to the green-colored vertex appearances of the vertical line gadget depicted in the Figure 7.

□

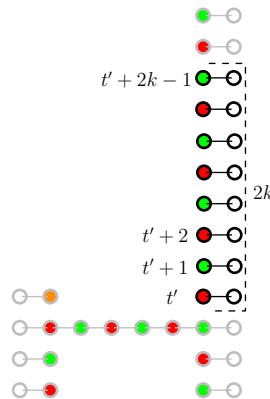


Figure 7: An example of two optimum covers of a vertical line gadget: (i) with the green-colored, or (ii) with the red-colored vertex appearances.

Clause Gadget

Without loss of the generality, we can assume that in every positive clause $(x_i \vee x_j \vee x_k)$ (resp. negative clause $(\bar{x}_i \vee \bar{x}_j \vee \bar{x}_k)$) the literals are ordered such that $i \leq j \leq k$. Every clause gadget corresponding to a positive (resp. negative) clause consists of:

- three edges appearing in 4 consecutive time-steps, these edges correspond to the rightmost (leftmost, in the case of a negative clause) edge of a segment block of each variable,
- two paths P_1 and P_2 , each of odd length, such that P_1 (resp. P_2) connects the second-to-top (or second-to-bottom, in the case of a negative clause) newly added edges above (below, in the case of a negative clause) the segment blocks of x_i and x_j (resp. of x_j and x_k). We call paths P_1 and P_2 *clause gadget connectors*.

For an example see Figure 8.

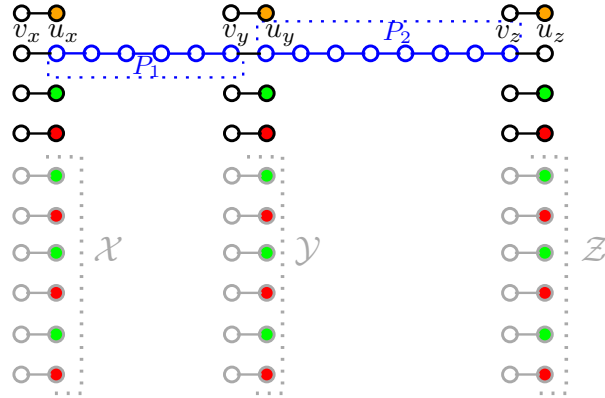


Figure 8: An example of a positive clause gadget, depicted with vertical line gadgets $\mathcal{X}, \mathcal{Y}, \mathcal{Z}$ connected to it.

Lemma 7. *Let C be a positive clause $(x_i \vee x_j \vee x_k)$ (resp. negative clause $(\bar{x}_i \vee \bar{x}_j \vee \bar{x}_k)$) and let \mathcal{C} be its corresponding clause gadget in \mathcal{G}_ϕ . Let the clause gadget connectors P_1 and P_2 have lengths p_1 and p_2 , respectively. If we temporally cover at least one of the three vertical line gadgets connecting to \mathcal{C} with the green (resp. red) vertex appearances, then \mathcal{C} can be covered with exactly $7 + \frac{p_1+p_2}{2}$ vertex appearances; otherwise we need at least $8 + \frac{p_1+p_2}{2}$ vertex appearances to temporally cover \mathcal{C} .*

Proof. Let $\mathcal{X}, \mathcal{Y}, \mathcal{Z}$ be the vertical line gadgets connecting the segment blocks of variables x_i, x_j, x_k to the clause gadget, respectively and let C be a positive clause. Suppose that \mathcal{C} starts at time t . We denote with $v_x u_x, v_y u_y, v_z u_z$ the underlying edges of $\mathcal{X}, \mathcal{Y}, \mathcal{Z}$ respectively. The clause gadget consists of edges $v_x u_x, v_y u_y, v_z u_z$ appearing in consecutive time-steps from t to $t+3$, together with the clause gadget connectors, i.e., a path P_1 of length p_1 from u_x to u_y at time $t+2$ and a path P_2 of length p_2 from u_y to u_z at time $t+2$. Note p_1 and p_2 are odd (see Lemma 5).

A 2-TVC of \mathcal{C} always covers all three time-edges at time $t+3$, as the time window W_{t+3} needs to be satisfied. If \mathcal{X} is covered with the red vertex appearances, then we need to cover its underlying edge at time t , to satisfy the time window W_{t-1} . Besides that, we also need one extra vertex appearance for the time window W_{t+1} . Without loss of generality, we can cover the edge at time $t+2$. If \mathcal{X} is covered with the green vertex appearances, then the edge $v_x u_x$ is already covered in the time window W_{t-1} , so we cover it at time $t+1$, which satisfies the remaining time windows W_t and W_{t+1} . Similarly it holds for \mathcal{Y}, \mathcal{Z} .

We still need to cover the clause gadget connectors P_1 and P_2 . Since P_1 and P_2 are paths of odd length appearing at only one time-step, their optimum 2-TVC is of size $(p_1 + 1)/2$ and $(p_2 + 1)/2$, respectively. Therefore, if one endpoint of P_1 or P_2 is in the 2-TVC, then to cover them optimally the other endpoint cannot be in the cover.

If \mathcal{Y} is covered with the red 2-TVC, then one of the endpoints of the time-edge $(v_y u_y, t+2)$ has to be in the 2-TVC, in the other case, the time-edge is already covered by a vertex appearance in the previous time-step. If \mathcal{X} (resp. \mathcal{Z}) is covered with the red 2-TVC, the first (resp. last) time-edge of P_1 (resp. P_2) has to be covered, thus vertex appearance $(u_x, t+2)$ (resp. $(v_z, t+2)$) is in the 2-TVC. Therefore if all $\mathcal{X}, \mathcal{Y}, \mathcal{Z}$ are covered with the red 2-TVC we use $(p_1 + p_2)/2 + 2$ vertex appearances to cover P_1 and P_2 .

Altogether we need

- one vertex appearance for each edge at time $t + 3$,
- one vertex appearance for each edge at time-steps t and $t + 1$ and
- either $(p_1 + p_2)/2 + 1$ or $(p_1 + p_2)/2 + 2$ vertex appearances to cover the clause gadget connectors.

We have $8 + \frac{p_1 + p_2}{2}$ vertex appearances to cover \mathcal{C} if all three $\mathcal{X}, \mathcal{Y}, \mathcal{Z}$ are covered with the “orange and red” 2-TVC and $7 + \frac{p_1 + p_2}{2}$ in any other case.

Similarly, it holds when C is a negative clause. □

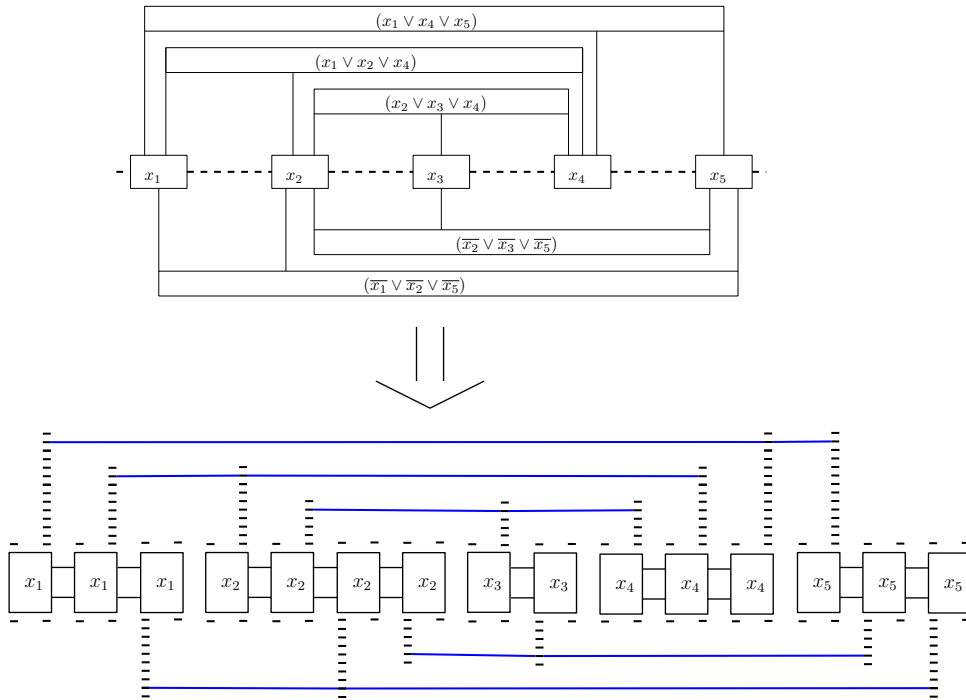


Figure 9: An example of the construction of a temporal graph from a planar rectilinear embedding of monotone 3SAT.

Creating a Temporal Path \mathcal{G}_ϕ

Before we start with the detailed construction we need to fix the following notation.

Notation. From the planar, rectilinear embedding R_ϕ of ϕ , we can easily fix the order of clauses. We fix the clauses by first fixing all the positive clauses and then all negative ones using the order they appear in the R_ϕ . If C_i, C_j are two positive (resp. negative) clauses and $i < j$, then the clause C_i is above (resp. below) the clause C_j in the R_ϕ . For example in Figure 2 we have $C_1 = (x_1 \vee x_4 \vee x_5), C_2 = (x_1 \vee x_2 \vee x_4), C_3 = (x_2 \vee x_3 \vee x_4), C_4 = (\overline{x_1} \vee \overline{x_2} \vee \overline{x_5}), C_5 = (\overline{x_2} \vee \overline{x_3} \vee \overline{x_5})$.

Recall that d_i denotes the number of appearances of the variable x_i as a literal (i. e., either x_i or $\overline{x_i}$) in ϕ . For a clause $C_a = (x_i \vee x_j \vee x_k)$ or $C_a = (\overline{x_i} \vee \overline{x_j} \vee \overline{x_k})$ we denote with g_i^a, g_j^a and g_k^a the appearances of the literals x_i, x_j and x_k (resp. $\overline{x_i}, \overline{x_j}$ and $\overline{x_k}$) in C_a , i. e., x_i (resp. $\overline{x_i}$) appears in C_a for the g_i^a -th time, x_j (resp. $\overline{x_j}$) appears g_j^a -th time and x_k (resp. $\overline{x_k}$) appears g_k^a -th time. With m_1 we denote the number of positive and with m_2 the number of negative clauses in ϕ . For every clause C_a , we define also the level ℓ_a in the following way. If C_a is a positive clause then ℓ_a equals the number of clauses between it and the variable-axis increased by 1, i. e., the positive clause C_1 , which is furthest away from the variable-axis, is on the level m_1 , the clause C_{m_1} , which is the closest to the variable axis, is on level 1. Similarly, for negative clauses, the level is negative. For instance, the clause C_{m_1+1} is on the level $-m_2$ and the clause C_m is on the level -1 .

Now we are ready to combine all the above gadgets and constructions to describe the construction of the temporal path \mathcal{G}_ϕ .

Detailed construction. For each variable x_i in ϕ we construct its corresponding variable gadget in \mathcal{G}_ϕ . All variable gadgets lie on the same horizontal line. We create the clause gadget of a positive $C_a = (x_i \vee x_j \vee x_k)$ or negative clause $C_a = (\overline{x_i} \vee \overline{x_j} \vee \overline{x_k})$ such that we connect the g_i^a -th copy of the segment block of x_i to it, together with the g_j^a -th copy of the segment block of x_j and g_k^a -th copy of the segment block of x_k . We do this using vertical line gadgets, that connect the corresponding segment blocks to the level ℓ_a where the clause gadget is starting.

Let us now define our temporal graph $\mathcal{G}_\phi = (G, \lambda)$.

- The underlying graph G is a path on $12 \sum_{i=1}^n d_i - 4$ vertices.
 - A variable gadget corresponding to the variable x_i consists of d_i copies of the segment block, together with $d_i - 1$ horizontal bridges. We need $d_i 8 + (d_i - 1)4 = 12d_i - 4$ vertices for one variable and $\sum_{i=1}^n (12d_i - 4)$ for all of them.
 - Between variable gadgets of two consecutive variables x_i, x_{i+1} there are 4 vertices. Therefore we use extra $4(n - 1)$ vertices, for this construction.
- The lifetime T of \mathcal{G}_ϕ is $4(m + 4)$.
 - There are m clauses and each of them lies on its own level. Therefore we need $4m$ time-steps for all clause gadgets.
 - There is a level 0 with all the variable gadgets, of height 9. We add one extra time-step before we define the start of levels 1 and -1 . This ensures that the vertical line gadget, connecting the variable gadget to the corresponding clause gadget, is of even height.
 - The first time-edge appears at time 5 instead of 1, which adds 4 extra time-steps to the lifetime of \mathcal{G}_ϕ and does not interfere with our construction. Similarly, after the appearance of the last time-edge, there is one extra time-step, where no edge appears. We add these time-steps to ensure that the dummy time-edges must be covered in the time-step they appear and that the lifetime of the graph \mathcal{G}_ϕ is divisible by 4.
 - All together we have $4m + 11 + 4 + 1$ time-steps.

Therefore \mathcal{G}_ϕ is a temporal graph of lifetime $T = 4(m + 4)$ with the underlying path on $12 \sum_{i=1}^n d_i - 4$ vertices. The appearances of each edge arise from the structure of the planar monotone rectilinear 3SAT.

Size of the Optimum 2-TVC of \mathcal{G}_ϕ

Using the notation introduced above we determine the size of the optimum 2-TVC of \mathcal{G}_ϕ . We do this in two steps, first determining the size of the optimum 2-TVC for each variable gadget and then determining the optimum 2-TVC of all vertical line gadgets together with the clause gadgets.

1. Optimum 2-TVC covering all variable gadgets is of size $19 \sum_{i=1}^n d_i - 4n$.
 - Since a variable x_i appears in d_i clauses as a positive or negative literal, we construct d_i connected copies of the segment block. By Corollary 4 this construction has exactly two optimum 2-TVCs, each of size $19d_i - 4$.
 - Using one of the four dummy time-edges of a segment block, denote it (e, t) , and we connect the corresponding variable gadget to the clause gadget. Therefore we need to cover just 3 dummy time-edges. Since there is one extra time-step before the first clause gadget level, the edge e appears also at time $t + 1$ in the case of a positive clause and $t - 1$ in the case of a negative one. To optimally cover it we then use one vertex appearance.
 - There are n variables, so all together we need $\sum_{i=1}^n (19d_i - 4)$ vertex appearances in 2-TVC to optimally cover all of them.
2. Optimum 2-TVC covering all vertical line gadgets and clause gadgets is of size

$$\sum_{\substack{C_a=(x_i \vee x_j \vee x_k) \text{ or} \\ C_a=(\overline{x_i} \vee \overline{x_j} \vee \overline{x_k})}} \left(6|\ell_a| + 6 \sum_{b=1}^{k-i-1} d_{i+b} + 6(d_i - g_i^a + g_k^a) + k - i \right) - 2m. \quad (1)$$

Let $C_a = (x_i \vee x_j \vee x_k)$ (resp $C_a = (\overline{x_i} \vee \overline{x_j} \vee \overline{x_k})$).

- Vertical line gadgets connect variable gadgets of x_i, x_j and x_k with the clause gadget of C_a . Since the clause gadget is on level ℓ_a the corresponding vertical line gadgets are of height $4(|\ell_a| - 1)$. By Lemma 6 and the fact that each clause requires exactly three vertical line gadgets, we need $6(|\ell_a| - 1)$ vertex appearances to cover them optimally.
- Using Lemma 7 we know that an optimum 2-TVC covering the clause gadget corresponding to C_a requires $7 + \frac{p_1+p_2}{2}$ vertex appearances where p_1 and p_2 are the lengths of the clause gadget connectors. Let us determine the exact value of $p_1 + p_2$.
 - There are $k - i - 1$ variable gadgets between x_i and x_k , namely $x_{i+1}, x_{i+2}, \dots, x_{k-1}$. Variable gadget corresponding to any variable x_b is of length $12d_b - 4$. There are 4 vertices between two consecutive variable gadgets. Therefore there are $\sum_{d=1}^{k-i-1} (d_{i+d} 12 - 4) + (j-i)4 = 12 \sum_{d=1}^{k-i-1} d_{i+d} - 4$ vertices between the last vertex of x_i variable gadget and the first vertex of x_k variable gadget.

- From the end of g_i^a -th segment block of x_i to the end of the variable gadget there are $d_i - g_i^a$ copies of the segment block together with the $d_i - g_i^a$ horizontal bridges connecting them. Similarly, the same holds for the case of x_k , where there are $g_k^a - 1$ segment blocks and horizontal bridges. Altogether we have $(d_i - g_i^a + g_k^a - 1)8 + (d_i - g_i^a + g_k^a - 1)4 = 12(d_i - g_i^a + g_k^a - 1)$ vertices.
- Between the end of g_i^a -th segment block of x_i and the beginning of the g_k^a -th segment block of x_k we have

$$p_1 + p_2 = 12 \sum_{d=1}^{k-i-1} d_{i+d} + 4(k-i+1) + 12(d_i - g_i^a + g_k^a - 1)$$

vertices.

All together the optimum 2-TVC of the clause C_a with the corresponding vertical line gadgets is of size

$$6|\ell_a| + 6 \sum_{b=1}^{k-i-1} d_{i+b} + 6(d_i - g_i^a + g_k^a) + k - i - 1.$$

Extending the above equation to all clauses and variables we get that the optimum 2-TVC of \mathcal{G}_ϕ is of size

$$s = 19 \sum_{i=1}^n d_i + \sum_{\substack{C_a=(x_i \vee x_j \vee x_k) \text{ or} \\ C_a=(\bar{x}_i \vee \bar{x}_j \vee \bar{x}_k)}} \left(6|\ell_a| + 6 \sum_{b=1}^{k-i-1} d_{i+b} + 6(d_i - g_i^a + g_k^a) + k - i \right) - m - 4n. \quad (2)$$

We are now ready to prove our main technical result of this section.

Lemma 8. *There exists a truth assignment τ of the variables in X which satisfies $\phi(X)$ if and only if there exists a feasible solution to 2-TVC on \mathcal{G}_ϕ which is of the size s as in the Equation (2).*

Proof. Each segment block corresponding to a variable x has exactly two optimum 2-TVCs (the “orange and green” and “orange and red” one, depicted in Figure 5). We set the “orange and green” solution to the TRUE value of x and the “orange and red” one to FALSE.

(\Rightarrow): From τ we start building a 2-TVC of \mathcal{G}_ϕ by first covering all variable gadgets with a 2-TVC of “orange and green” (resp. “orange and red”) vertex appearances if the corresponding variable is TRUE (resp. FALSE). Using Lemma 3 we know that the optimum 2-TVC of every variable gadget uses either all “orange and green” or all “orange and red” vertex appearances for every segment block and all horizontal bridges connecting them. Next, we extend the 2-TVC from variable gadgets to vertical line gadgets, i.e., if the variable gadget is covered with the “orange and green” (resp. “orange and red”) vertex appearances then the vertical line gadget connecting it to the clause gadget uses the green (resp. red) vertex appearances. In the end, we have to cover also clause gadgets. Using Lemma 7 we know that we can cover each clause gadget optimally if and only if at least one vertical line gadget connecting to it is covered with the green vertex appearances, in the case of a positive clause and red vertex appearances in the

case of the negative one. More precisely, a clause gadget \mathcal{C} corresponding to the clause C is covered with the minimum number of vertex appearances whenever C is satisfied. Since τ is a truth assignment satisfying ϕ , all clauses are satisfied and hence covered optimally. Therefore the size of the 2-TVC of \mathcal{G}_ϕ is the same as in the Equation (2).

(\Leftarrow): Suppose now that \mathcal{C} is a minimum 2-TVC of the temporal graph \mathcal{G}_ϕ of size s . Using Lemma 3 and Corollary 4 we know that the optimum 2-TVC of each variable gadget consists of either all “orange and green” or all “orange and red” vertex appearances. If this does not hold then \mathcal{C} is not of minimum size on variable gadgets. Similarly, the Lemma 7 assures that the number of vertex appearances used in the 2-TVC of any clause gadget is minimum if and only if there is at least one vertical line gadget covered with green vertex appearances in the case of a positive clause and red vertex appearances in the case of a negative clause. If this does not hold then \mathcal{C} is not of minimum size on clause gadgets. Lastly, if a vertical line gadget \mathcal{V} connects a variable gadget covered with “orange and green” (resp. “orange and red”) vertex appearances to a clause gadget using “orange and red” (resp. “orange and green”) vertex appearances, then the 2-TVC of \mathcal{V} is not minimum (see Lemma 6) and \mathcal{C} cannot be of size s .

To obtain a satisfying truth assignment τ of ϕ we check for each variable x_i which vertex appearances are used in the 2-TVC of its corresponding variable gadget. If \mathcal{C} covers the variable gadget of x_i with all “orange and green” vertex appearances we set x_i to TRUE else we set it to FALSE. \square

Our main result of this section follows now directly from Lemma 8 and the fact that the planar monotone rectilinear 3SAT is NP-hard [14]. As, for every $\Delta \geq 2$, there is a known polynomial-time reduction from Δ -TVC to $(\Delta + 1)$ -TVC [4], we obtain the following.

Theorem 9. *For every $\Delta \geq 2$, Δ -TVC on instances on an underlying path is NP-hard.*

With a slight modification to the \mathcal{G}_ϕ we can create the temporal cycle from R_ϕ and therefore the following holds.

Corollary 10. *For every $\Delta \geq 2$, Δ -TVC on instances on an underlying cycle is NP-hard.*

Proof. We follow the same procedure as above where we add one extra vertex w , to the underlying graph P of \mathcal{G}_ϕ . We add also two time-edges connecting the first and the last vertex of the temporal path graph \mathcal{G}_ϕ at time 1. This increases the size of the 2-TVC by 1 (as we need to include the vertex appearance $(w, 1)$) and it transforms the underlying path P into a cycle. \square

3.2 Algorithmic Results

To complement the hardness presented in Section 3.1, we present two polynomial-time algorithms. Firstly, a dynamic program for solving TVC on instances with underlying paths and cycles, which shows that the hardness is inherently linked to the sliding time windows. Secondly, we give a PTAS for Δ -TVC on instances with underlying paths. This approximation scheme can be obtained using a powerful general purpose result commonly used for approximating geometric problems [36].

Theorem 11. *TVC can be solved in polynomial time on instances with a path/cycle as their underlying graph.*

Proof. Let us start the proof with the case when the underlying graph $G = (v_0, v_1, v_2, \dots, v_n)$ is a path on $n + 1$ vertices. Our algorithm mimics the greedy algorithm for computing a minimum vertex cover in a (static) path graph, which just sweeps the path from left to right and takes every second vertex. For every $i = 1, 2, \dots, n$ we denote by e_i the edge $v_{i-1}v_i$.

To compute the optimum temporal vertex cover \mathcal{C} of \mathcal{G} we need to determine for each edge which vertex appearance covers it. We first consider the edge v_0v_1 . Without loss of generality, we can cover this edge in \mathcal{C} by a vertex appearance in the set $\{(v_1, t) : v_0v_1 \in E_t\}$, as no appearance of vertex v_0 can cover any other edge apart from v_0v_1 . We check whether the set $\{t : v_0v_1 \in E_t\} \cap \{t' : v_1v_2 \in E_{t'}\}$ is empty or not; that is, we check whether v_0v_1 appears together with v_1v_2 in any time-step. If this set is empty, then we add to \mathcal{C} an arbitrary vertex appearance (v_1, t) , where $(e_1, t) \in E_t$. This choice is clearly optimum, as we need to cover v_0v_1 with at least one vertex appearance of v_1 , while any of the vertex appearances of v_1 can not cover any other edge of the graph. Otherwise, let $t \in \{t : v_0v_1 \in E_t\} \cap \{t' : v_1v_2 \in E_{t'}\}$ be an arbitrary time-step in which both v_0v_1 and v_1v_2 appear. Then we add (v_1, t) to \mathcal{C} . This choice is again optimum, as in this case the vertex appearance (v_1, t) covers both edges v_0v_1 and v_1v_2 . After adding one vertex appearance to \mathcal{C} , we ignore the edges that have been covered so far by \mathcal{C} , and we proceed recursively with the remaining part of \mathcal{G} , until all edges are covered. Each iteration of the above algorithm can be performed in $\mathcal{O}(T)$ time, and we have at most $\mathcal{O}(n)$ iterations. Therefore the running time of the whole algorithm is $\mathcal{O}(Tn)$.

We can similarly deal with the case where the underlying graph G is a cycle on the vertices $v_0, v_1, v_2, \dots, v_n$. Here we just need to observe that, without loss of generality, the optimum solution contains either a vertex appearance of v_0 or a vertex appearance of v_1 (but not both). Therefore, to solve TVC on \mathcal{G} , we proceed as follows. First we create an auxiliary cycle G' on the vertices $v'_0, v_0, v_1, v_2, \dots, v_n$ (in this order), where v'_0 is a new dummy vertex. Then we create the temporal graph $\mathcal{G}' = (G', \lambda')$, where $\lambda'(v_i v_{i+1}) = \lambda(v_i v_{i+1})$ for every $i = 1, 2, \dots, n-1$, $\lambda'(v_n v'_0) = \lambda(v_n v_0)$, and $\lambda'(v'_0 v_0) = \lambda'(v_0 v_1) = \lambda(v_0 v_1)$. Next we compute the temporal subgraphs \mathcal{G}'_1 and \mathcal{G}'_2 of \mathcal{G}' , where the underlying graph of \mathcal{G}'_1 (resp. of \mathcal{G}'_2) is the path $(v_0, v_1, \dots, v_n, v'_0)$ (resp. the path $(v_1, v_2, \dots, v_n, v'_0, v_0)$). Every edge of \mathcal{G}'_1 and of \mathcal{G}'_2 has the same time labels as the corresponding edge in \mathcal{G} . Now we optimally solve TVC on \mathcal{G}'_1 and on \mathcal{G}'_2 , and we return the smaller of the two solutions, as an optimum solution of TVC on \mathcal{G} (by replacing any vertex appearance (v'_0, t) by (v_0, t)). The running time is again $\mathcal{O}(Tn)$. \square

Next, we turn to approximating Δ -TVC on underlying paths. The GEOMETRIC HITTING SET problem takes as an instance a set of geometric objects, e.g. shapes in the plane, and a set of points. The task is to find the smallest set of points, that hit all of the objects. In the paper by Mustafa and Ray [36] the authors present a PTAS for the problem, when the geometrical objects are r -admissible set regions. We transform an arbitrary temporal path to the setting of the geometric hitting set. As a result, we obtain a PTAS for the Δ -TVC problem.

Definition 12. Let $R = (P, D)$ be a range space that consists of points P in \mathbb{R}^2 and a set D of regions containing points of P . The *minimum geometric hitting set* problem asks for the smallest set $S \subseteq P$, such that each region in D contains at least one point from S .

Definition 13. Let D be the set of regions in the plane, where any region $s \in D$ is bounded by a closed Jordan curve¹. We say, that D is an *r -admissible* set of regions if Jordan curves bounding any two regions $s_1, s_2 \in D$ cross $l \leq r$ times and both $s_1 \setminus s_2$ and $s_2 \setminus s_1$ are connected regions².

Theorem 14 ([36]). *Let $R = (P, D)$ be a range space consisting of a set P of n points in \mathbb{R}^2 and a set D of m r -admissible regions. There exists a $(1 + \varepsilon)$ -approximation algorithm for the minimum geometric hitting set problem that is performed in $\mathcal{O}((mn)^{\mathcal{O}(\varepsilon^{-2})})$ time.*

¹A Jordan curve is a non-self-intersecting continuous loop.

²The space X is said to be path-connected if there is a path joining any two points in X . Every path-connected space is also connected.

Theorem 15. *For every $\varepsilon > 0$, there exists an $(1 + \varepsilon)$ -approximation algorithm for Δ -TVC on instances with a path/cycle as their underlying graph, which runs in time*

$$O\left(n(T - \Delta + 1) \cdot (T(n + 1))^{\mathcal{O}(\varepsilon^{-2})}\right) = \\ O\left((T(n + 1))^{\mathcal{O}(\varepsilon^{-2})}\right),$$

i. e., the problem admits a PTAS.

Proof. Let $\mathcal{G} = (G, \lambda)$ be a temporal path, on vertices $\{v_1, v_2, \dots, v_n\}$, with lifetime T . We first have to create the range space $R = (P, D)$, where $P \subseteq V \times [T]$ is a set of vertex appearances and D is a set of 2-admissible regions.

Set P of time vertices consist of vertex appearances (v_i, t) for which $t \in \lambda(e_i) \cup \lambda(e_{i+1})$. Intuitively, if edges incident to v do not appear at time t , then (v, t) is not in P . Set D of 2-admissible regions consists of rectangles of 2 different sizes. For every edge e_i that appears in the time window W_t we create one rectangle R_i^t , that includes all vertex appearances incident to e_i in W_t . For example, if edge e_i appears in the time window W_t at times t_1 and t_2 , then the corresponding rectangle R_i^t contains vertex appearances $(v_{i-1}, t_1), (v_i, t_1), (v_{i-1}, t_2)$ and (v_i, t_2) .

It is not hard to see that $|P| \leq |V| \cdot T = (n + 1)T$ and $|D| \leq |E|(T - \Delta + 1) = n(T - \Delta + 1)$.

Formal Construction.

Since D will be defined to be a set of 2-admissible regions, the boundary of any two rectangles we construct should intersect at most 2 times. For this purpose, we use rectangles, of two different sizes. Let us denote with A the rectangle of size $a_1 \times a_2$ and with B be the rectangle of size $b_1 \times b_2$, where $a_1 > b_1 > b_2 > a_2$.

As we said, for every edge e_i that appears in the time window W_t we construct exactly one rectangle. These are the rules we use to correctly construct them.

1. For a fixed time window W_t we construct the rectangles in such a way, that they intersect only in the case when their corresponding edges e_i, e_j share the same endpoint in the underlying graph G . Since G is a path, the intersection happens only in the case when $j = i + 1$. We can observe also, that there are no three (or more) edges sharing the same endpoint and therefore no three rectangles intersect.

We require also, that the rectangles corresponding to a pair of adjacent edges are not the same, i. e., they alternate between form A and B . For an example see Figure 10.

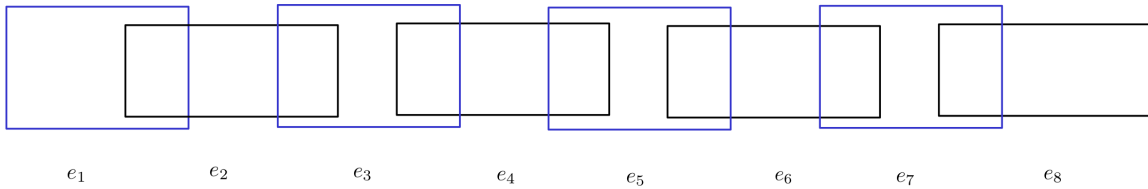


Figure 10: Regions in a fixed time window.

2. For any edge e_i , rectangles corresponding to two consecutive time windows W_t, W_{t+1} are not the same, i. e., they alternate between the form A and B . For an example see Figure 11a.

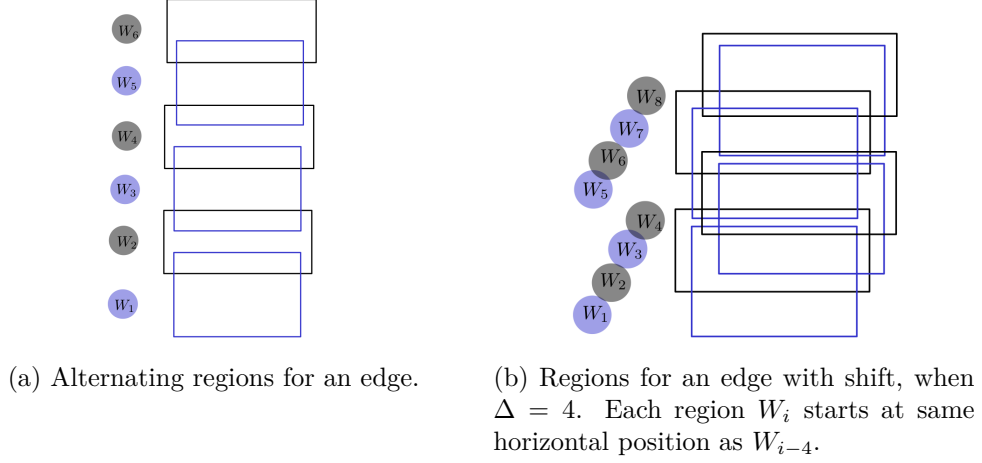


Figure 11: Creating regions for one edge.

When the time windows are of size Δ , there are at most Δ rectangles intersecting at every time-step t . This holds, because if the edge e_i appears at time t it is a part of the time windows $W_{t\Delta+1}, W_{t\Delta+2}, \dots, W_t$.

Since the constructed rectangles are of two sizes, if $\Delta \geq 3$ we create intersections with an infinite number of points between the boundary of some rectangles, if we just “stack” the rectangles upon each other. Therefore, we need to shift (in the horizontal direction) rectangles of the same form in one Δ time window. Since the time window W_t never intersects with $W_{t+\Delta}$, we can shift the time windows $W_{t+1}, \dots, W_{t+\Delta-1}$ and fix the $W_{t+\Delta}$ at the same horizontal position as W_t . For an example see Figure 11b.

Combining both of the above rules we get a grid of rectangles. Moving along the x axis corresponds to moving through the edges of the path and moving along the y axis corresponds to moving through the time-steps.

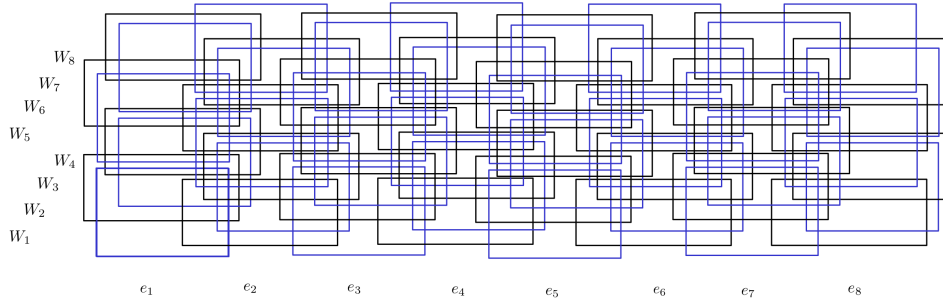


Figure 12: Regions for edges e_1, \dots, e_8 in the time windows W_1, \dots, W_8 , in the case of 4-TVC.

By Figure 10 and Item 2 of the construction above, rectangles alternate between the form A and B in both dimensions. See figure Figure 12 for example. If an edge e_i does not appear in the time window W_t , then we do not construct the corresponding rectangle R_i^t . The absence of a rectangle from a grid does not change the pattern of other rectangles. To determine what form a rectangle corresponding to edge e_i at time-window W_t is, we use the following condition:

$$R_i^t = \begin{cases} A & \text{if } i + t \equiv 0 \pmod{2}, \\ B & \text{else.} \end{cases}$$

Now we define where the points are placed. We use the following conditions.

- If an edge $e_i = v_{i-1}v_i$ appears at time t we add vertex appearances $(v_{i-1}, t), (v_i, t)$ to all of the rectangles $R_i^{t'}$, where $t - \Delta + 1 \leq t' \leq t$, if they exist.
- Equivalently, we add the vertex appearances $(v_{i-1}, t), (v_i, t)$ in the intersection of the rectangles corresponding to the edge e_i in the time windows $W_{t-\Delta+1}, \dots, W_t$. For an example see Figure 13a.
- If an edge e_i does not appear at time t , then the time vertices $(v_{i-1}, t), (v_i, t)$ are not included in the rectangles $R_i^{t'}$ ($t - \Delta + 1 \leq t' \leq t$), if they exist.
 - If two adjacent edges e_i, e_{i+1} appear at the same time t , we add to the intersection of the rectangles $R_i^{t'}, R_{i+1}^{t'}$ the vertex (v_i, t) , where $t - \Delta + 1 \leq t' \leq t$. For an example see Figure 13b.

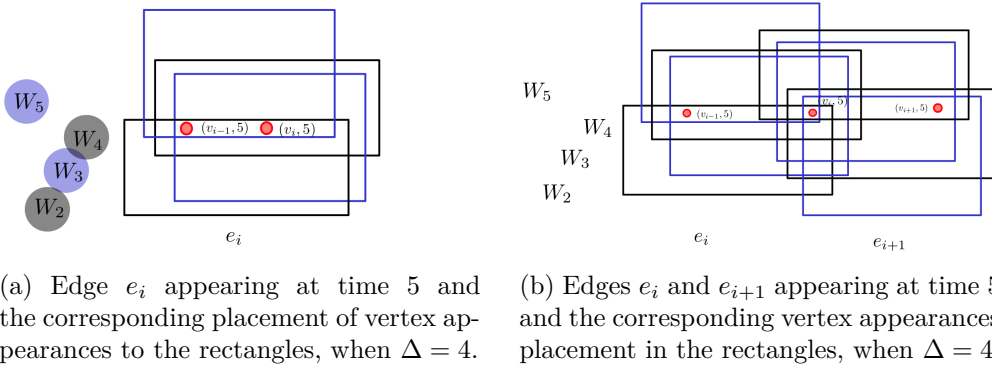


Figure 13: Example of placement of the vertices into the rectangles when $\Delta = 4$.

It is straightforward to verify that finding the minimum hitting set of the range space is equivalent to finding the minimum Δ -TVC for \mathcal{G} . On the constructed range space we use the local search algorithm from [36] which proves our result. Note, that we assume that if a region does not admit any points, then it is trivially satisfied. \square

4 Algorithms for Bounded Degree Temporal Graphs

In this section, we extend our focus from temporal graphs with underlying paths or cycles to instances of Δ -TVC with more general degree restrictions. In particular, we present an algorithm that solves Δ -TVC exactly, in time that is exponential in the number of edges of the underlying graph. We then use this algorithm to give a $(d - 1)$ -factor approximation algorithm (where d is the maximum vertex degree in any time-step) and finally give an FPT-algorithm parameterized by the size of a solution.

Before we present our algorithms let us define the generalized notion of (sub)instances of our Δ -TVC problem. We use this notion in the formulation of the exact exponential time algorithm and in the approximation algorithm.

Definition 16 (PARTIAL Δ -TVC). Let (G, λ) be a temporal graph. An instance of PARTIAL Δ -TVC is given by (G, λ, ℓ, h) , where $\ell : E(G) \rightarrow [T]$ and $h : E(G) \rightarrow [T]$ map each edge to the starting time of its *lowest uncovered time window* and *highest uncovered time window* respectively. The task is to find a temporal vertex subset \mathcal{C} of minimum size, such that for every edge e and every time window W_i with $\ell(e) \leq i \leq h(e)$ if $e \in E[W_i]$ then there is some $(v, t) \in \mathcal{C}[W_i]$ where $v \in e$, $t \in \lambda(e)$.

Intuitively, PARTIAL Δ -TVC of (G, λ, ℓ, h) is a Δ -TVC of (G, λ) , where each edge $e \in E(G)$ has to be covered only in time windows $W_{l(e)}, W_{l(e)+1}, \dots, W_{h(e)}$. Obviously, if $\ell(e) = 1$ and $h(e) = T - \Delta + 1$ for all $e \in E(G)$ then a solution of PARTIAL Δ -TVC on (G, λ, ℓ, h) is also a valid solution of Δ -TVC on (G, λ) .

4.1 Exact Algorithm

In the following we denote by d_G the degree of the underlying graph G of the considered instances (G, λ, ℓ, h) of PARTIAL Δ -TVC. We provide a dynamic programming algorithm with running time $\mathcal{O}(T\Delta^{\mathcal{O}(|E(G)|)})$, as the next theorem states.

Theorem 17. *For every $\Delta \geq 2$, a solution to PARTIAL Δ -TVC is computed in $\mathcal{O}(Tc^{\mathcal{O}(|E(G)|)})$ time, where $c = \min\{2^{d_G}, \Delta\}$ and T is the lifetime of the temporal graph in the instance.*

Intuitively, our algorithm scans the temporal graph Δ time-steps at the time and for each edge, e_i calculates the optimal vertex appearance that covers it. Since a time-edge (e_i, t) can appear at each time with a different combination of time-edges incident to it (we call this a *configuration* of edges), it is not always the best to simply cover the last appearance of e_i in the observed time window. To overcome this property we show that it is enough to consider the latest appearance of each configuration of e_i , which drastically reduces the search space of our algorithm. Let us now proceed with the detailed proof of Theorem 17.

Proof. Let (G, λ, ℓ, h) be an instance of PARTIAL Δ -TVC. We denote with m the number of edges in the underlying graph G and with T the lifetime of the input instance, more precisely $T \in W_t$, where $t = \max_{e \in E(G)}(h(e))$. For (G, λ, ℓ, h) we define a dynamic programming table f , that is indexed by tuples (t, x_1, \dots, x_m) , where $t \in [T - \Delta + 1]$ and $x_i \in [0, \Delta]$ for all $i \in [m]$. We store in $f(t, x_1, \dots, x_m)$ the size of a minimum PARTIAL Δ -TVC of a sub-instance (G, λ, ℓ', h) with $\ell'(e_i) = t + x_i$, i. e., we modify the lowest uncovered time window of each edge. We call such a minimum solution a *witness* for $f(t, x_1, \dots, x_m)$. Whenever no solution exists we keep $f(t, x_1, \dots, x_m)$ empty.

The following observation is an immediate consequence of the definition and the fact that $t + x_i = (t + 1) + (x_i - 1)$.

Observation 18. *If for all i , $x_i \geq 1$ then:*

$$f(t, x_1, x_2, \dots, x_m) = f(t + 1, x_1 - 1, x_2 - 1, \dots, x_m - 1).$$

We introduce the notion of *configurations* of edges, that we use to recursively fill the dynamic programming table. Let $v, w \in V(G)$ be the endpoints of edge e_i . An edge configuration of time-edge (e_i, t) at endpoint v (resp. w) consist of all time-edges that are incident to (v, t) (resp. (w, t)). Formally, $\gamma(e_i, t)_v = \{e \in E(G) \mid v \in e_i \cap e, t \in \lambda(e)\}$ is a configuration of edges incident to time-edge (e_i, t) at endpoint v . With $\gamma(e_i)_v = \{\gamma(e_i, t)_v \mid t \in [T], t \in \lambda(e_i)\}$ we denote the *set of all configurations* of edge $e_i \in (G, \lambda)$ at endpoint v . Note, since each vertex in G is of degree at most d_G it follows that e_i is incident to at most $2(d_G - 1)$ edges in G ($d_G - 1$ at each endpoint) and therefore appears in at most 2^{d_G} different edge configurations, i. e. $|\gamma(e_i)_{v_i}| + |\gamma(e_i)_{w_i}| \leq 2^{d_G}$ for all $v_i w_i = e_i \in E(G)$. The applicability of edge configurations is presented by the following claim.

Claim 19. *Suppose that the edge $vw = e_i$ is optimally (temporally) covered in every time window up to W_t . Then, to determine an optimum temporal vertex cover of e_i in the time window W_t , it is enough to check only the last appearance of every edge configuration of e_i in W_t .*

Proof. Suppose that the configuration of e_i at time t_1 is the same as the configuration of e_i at time t_2 (i.e. $\gamma(e_i, t_1)_v = \gamma(e_i, t_2)_v$ and $\gamma(e_i, t_1)_w = \gamma(e_i, t_2)_w$), where $t \leq t_1 < t_2 \leq t + \Delta - 1$. Let \mathcal{C} be an optimum temporal vertex cover of \mathcal{G} that covers edge e_i at time t_1 with the vertex appearance (v, t_1) . Now let $\mathcal{C}' = \{\mathcal{C} \setminus (v, t_1)\} \cup (v, t_2)$. Since \mathcal{C}' and \mathcal{C} differ only in the time window W_t all edges in configuration $\gamma(e_i, t_1)_v$ remain optimally (temporally) covered in all time windows up to W_t . Since (v, t_2) temporally covers the same edges as (v, t_1) in the time window W_t , it follows that \mathcal{C}' is also a Δ -TVC. Clearly \mathcal{C}' is not bigger than \mathcal{C} . Therefore, \mathcal{C}' is also an optimum solution. \square

Using the properties presented above we are ready to describe the procedure that computes the value of $f(t, x_1, x_2, \dots, x_m)$.

Case 1. If for all i it holds $x_i > 0$, then $f(t, x_1, x_2, \dots, x_m) = f(t + 1, x_1 - 1, x_2 - 1, \dots, x_m - 1)$.

Case 2. There is at least one $x_i = 0$. Let i be the smallest index for which this holds and let $v_i w_i = e_i$ be its corresponding edge. Now, to temporally cover e_i in the time window W_t we check the last appearance of all edge configurations of e_i at v_i, w_i in the time window W_t , and choose the one that minimizes the solution. Namely, if we cover e_i at time t_i using vertex v_i we add (v_i, t_i) to the solution, set the new value of x_i to $t_i - t$ and also the value x_j of every edge e_j in $\gamma(e_i, t)_{v_i}$ to $t_i - t + 1$. We then recursively continue the calculation of f . At the end, we select such t_i (such edge configuration) that minimizes the value $f(t, x_1, x_2, \dots, x_m)$.

Running Time. It is straightforward to see that the number of table entries is bounded by $T\Delta^{|E(G)|}$ which also bounds the complexity of computing them.

A second bound can be established by noticing that each entry of f , that is filled during the dynamic program, is uniquely determined by configurations of each edge. Together both bounds yield the desired complexity. \square

The above algorithm solves PARTIAL Δ -TVC in $\mathcal{O}(Tc^{\mathcal{O}(|E(G)|)})$, where $c = \min\{2^{d\Delta}, \Delta\}$. Note, that the following parameterized complexity result of Δ -TVC follows directly from our algorithm above.

Corollary 20. *For every $\Delta \geq 2$, Δ -TVC can be solved in time in $\mathcal{O}(Tc^{|E(G)|})$ where $c = \min\{2^{\mathcal{O}(|E(G)|)}, \Delta\}$, and thus Δ -TVC is in FPT parameterized by $|E(G)|$.*

4.2 Approximation Ratio Better Than d

In this section, we focus on approximation algorithms. In [4], the authors present the d -factor approximation algorithm (where d is the maximum vertex degree in any time-step), which uses the following idea. First optimally solve the Δ -TVC for each edge separately, which can be done in polynomial time, and then combine all the solutions. In the worst case, the solution may include all d neighbours of a specific vertex appearance (v, t) , instead of just (v, t) , which is how the bound is obtained. We try to avoid this situation by iteratively covering paths with two edges (P_3 -s) instead of single edges. With this approach, we force the middle vertex (called *central vertex*) to be in the temporal vertex cover, which gives us an error of at most $d - 1$. Based on this idea we can formulate our $(d - 1)$ -approximation algorithm. Note in our case we require that $d \geq 3$.

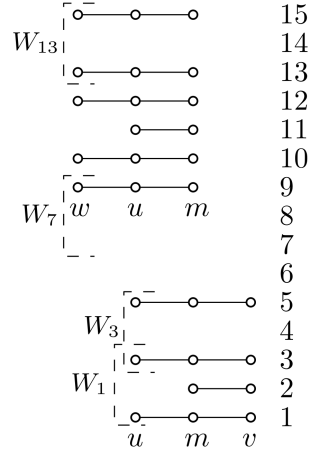


Figure 14: An example of a temporal graph with $\Delta = 3$ and two of the PARTIAL Δ -TVC instances $\mathcal{H}_1 = (P_1, \lambda_1, \ell_1, h_1)$ and $\mathcal{H}_2 = (P_2, \lambda_2, \ell_2, h_2)$, generated by our algorithm. Here, \mathcal{H}_1 is defined as $P_1 = (u, m, v)$, $S_1 = \{1, 3, 5\}$, $\ell_1 = 1$, $h_1 = 3$, $\lambda_1(um) = \lambda_1(mv) = S_1$. Also, \mathcal{H}_2 is defined as $P_2 = (w, u, m)$, $S_2 = \{9, 10, 12, 13, 15\}$, $\ell_2 = 7$, $h_2 = 13$, $\lambda_2(wu) = \lambda_2(um) = S_2$. Note that $\mathcal{H}_1 \cap \mathcal{H}_2 = \emptyset$, i.e. \mathcal{H}_1 and \mathcal{H}_2 are two disjoint PARTIAL Δ -TVC instances, while the edge um is present in both underlying paths P_1 and P_2 .

4.2.1 Description of the Algorithm

Let $\mathcal{G} = (G, \lambda)$ be an instance of Δ -TVC. We iteratively extend an initially empty set \mathcal{X} to a Δ -TVC of \mathcal{G} in the following way. While there is an edge $e \in E(G)$ that is not covered in some time window of \mathcal{G} we have to extend \mathcal{X} ; otherwise \mathcal{X} is a Δ -TVC which we can return. We proceed in two phases:

1. While there is a 3-vertex path P that appears at some time step t and whose underlying edges are uncovered by \mathcal{X} in some time window W_i with $t \in W_i$, we build an instance of the PARTIAL Δ -TVC in the following way. Let S be the set of all time-steps t in which both edges of P appear and for which there are time windows containing that time-step in which each edge of P is uncovered. More specifically,

$$S = \{t \in [T] \mid P \text{ appears at } t \text{ and} \\ \text{for every } e \in E(P) \text{ there is a } W_i \text{ s.t. } t \in W_i \text{ and } e \text{ is uncovered in } W_i\}.$$

We subdivide S into subsets S_1, \dots, S_k with $k \leq T$ such that there is a gap of at least Δ between the last element of S_i and the first element of S_{i+1} (for all $i \in [k-1]$). Now we iteratively consider each S_i and construct the PARTIAL Δ -TVC instance \mathcal{H} given by $(P, \lambda'_i, \ell_i(P), h_i(P))$ with λ'_i defined as a mapping of each edge of P to S_i^P , $\ell_i(P)$ is the smallest value t such that $(P, \min S_i^P)$ is not covered in time window W_t by \mathcal{X} , and $h_i(P)$ is the smallest value t such that $(P, \max S_i^P)$ is not covered in time window W_t by \mathcal{X} . We use the algorithm from Section 4.1 to solve such an instance, extend \mathcal{X} by the union of this solution, and continue with S_{i+1}^P .

Note that these are the instances that bring the crucial advantage compared to the known d -approximation. To ensure our approximation guarantee, we also need to allow the inclusion of appearances of a single underlying edge in different P_3 instances for an example see Figure 14. This is why we restrict the temporal extent of each P_3 instance to time-steps which are impacted by the actual appearances of the respective P_3 .

2. When there is no such P_3 left, we set F to be the set of edges $e \in E(G)$ that are not yet covered in some time window of \mathcal{G} . For $e \in F$, let S^e be the set of all time-steps in which e appears and is not covered. We subdivide S^e into subsets S_1^e, \dots, S_k^e with $k \leq T$ such that there is a gap of at least $2\Delta - 1$ between the last element of S_i^e and the first element of S_{i+1}^e (for all $i \in [k-1]$). Now we consider the PARTIAL Δ -TVC instance given by $(\{e\}, \lambda_i^e, \ell_i(e), h_i(e))$ with λ_i^e defined a mapping of e to S_i^e , $\ell_i(e)$ is the smallest value t such that $(e, \min S_i^e)$ is not covered in time window W_t , and $h_i(e)$ is the largest value t such that $(e, \max S_i^e)$ is not covered in time window W_t . We use the algorithm from Section 4.1 to solve these instances and extend \mathcal{X} by the union of the solutions.

Intuitively, these instances just take care of whatever remains after the first phase. We split them up temporally, just for compatibility with the input for the algorithm from Section 4.1.

It follows from the above construction that the produced set \mathcal{X} of vertex appearances is a Δ -TVC of \mathcal{G} .

4.2.2 Running Time and the Approximation Ratio ($d - 1$).

The number of instances considered in Phase 1 is bounded by the number of combinations of two edges in $E(G)$ multiplied by T . Similarly, the number of instances considered in Phase 2 is bounded by the number of edges in $E(G)$ multiplied by T . To find an optimal solution for each instance we use the algorithm from Theorem 17. Since each instance has at most 2 edges and the maximum degree is at most 2, the algorithm requires $\mathcal{O}(T)$ time to solve it optimally. Therefore, the overall running time lies in $\mathcal{O}(|E(G)|^2 T^2)$.

Now we argue the claimed approximation guarantee. For this we denote with \mathfrak{H} the set of all PARTIAL Δ -TVC instances created by our algorithm. Let \mathcal{C} be a minimum Δ -TVC for \mathcal{G} , and \mathcal{X} be the temporal vertex set computed by our algorithm. A PARTIAL Δ -TVC instance $\mathcal{H} \in \mathfrak{H}$ is of form $\mathcal{H} = (H, \lambda_H', \ell_H, h_H)$, where H is either a P_3 (Phase 1 instance) or an edge (Phase 2 instance).

Let us now define the set A as the set of triples (v, t, \mathcal{H}) , where $(v, t) \in \mathcal{C}$ is a vertex appearance from the optimum solution \mathcal{C} , and $\mathcal{H} = (H, \lambda_H', \ell_H, h_H) \in \mathfrak{H}$ is such PARTIAL Δ -TVC instance, created by our algorithm, that the vertex appearance (v, t) covers one appearance of an edge of H in a time window between W_{ℓ_H} and W_{h_H} . More precisely,

$$A = \{(v, t, \mathcal{H}) \mid (v, t) \in \mathcal{C}, \mathcal{H} \in \mathfrak{H} \wedge \\ (v, t) \text{ covers an appearance of } e \in E(H) \\ \text{at some time } t' \in \lambda(e) \\ \text{in } W_i \text{ with } \ell_H(e) \leq i \leq h_H(e)\}$$

From the definition of \mathcal{X} and A it follows that

$$|\mathcal{X}| \leq |A|, \tag{3}$$

as our algorithm optimally covers every PARTIAL Δ -TVC instance $\mathcal{H} \in \mathfrak{H}$, and, in case vertex appearances in the optimal solution $(v, t) \in \mathcal{C}$ differ from the ones chosen by our algorithm, we may need more of them to cover each \mathcal{H} .

To show the desired approximation guarantee we give a double-counting argument for the cardinality of A . Counting from one side we distinguish vertices in the optimal solution \mathcal{C} based on what kind of PARTIAL Δ -TVC instances $\mathcal{H} \in \mathfrak{H}$ they cover time-edges in. To count the number of elements in A from the other side we distinguish the PARTIAL Δ -TVC instances

$\mathcal{H} \in \mathfrak{H}$ by the number of vertices in a fixed optimal solution \mathcal{C} , that cover the edges appearing in \mathcal{H} . We either use the optimal amount of vertices in \mathcal{C} to cover \mathcal{H} or we have to use more.

More specifically, on one side we want to associate PARTIAL Δ -TVC instances \mathcal{H} with vertex appearances $(v, t) \in \mathcal{C}$. For this, we define the following set

$$\mathfrak{H}(v, t) = \{\mathcal{H} \in \mathfrak{H} \mid (v, t) \in \mathcal{C} \text{ covers an appearance of } e \in E(H) \text{ at time } t' \in \lambda(e) \text{ in } W_i \text{ with } \ell_H(e) \leq i \leq h_H(e)\}.$$

On the other side, we want to associate vertex appearances $(v, t) \in \mathcal{C}$ with the PARTIAL Δ -TVC instances \mathcal{H} . For this, we define the following set

$$\mathcal{C}(\mathcal{H}) = \{(v, t) \in \mathcal{C} \mid (v, t) \text{ covers an appearance of } e \in E(H) \text{ in } W_i \text{ with } \ell_H(e) \leq i \leq h_H(e)\}.$$

Intuitively, one can think of the sets of form $\mathfrak{H}(v, t)$, for some vertex appearance (v, t) , as the collection of PARTIAL Δ -TVC instances “touching” (v, t) , and $\mathcal{C}(\mathcal{H})$, for some PARTIAL Δ -TVC instance \mathcal{H} , as the set of vertex appearances “touching” \mathcal{H} . For an example see Figure 15.




Figure 15: An example of a temporal graph with $\Delta = 3$ and two of the PARTIAL Δ -TVC instances $\mathcal{H}_1 = (P_1, \lambda_1, \ell_1, h_1)$ and $\mathcal{H}_2 = (P_2, \lambda_2, \ell_2, h_2)$, generated by our algorithm. Here, \mathcal{H}_1 is defined as $P_1 = (v_3, v_4, v_5)$, $S_1 = \{1, 3, 5\}$, $\ell_1 = 1$, $h_1 = 3$, $\lambda_1(v_3v_4) = \lambda_1(v_4v_5) = S_1$. Also, \mathcal{H}_2 is defined as $P_2 = (v_1, v_2, v_3)$, $S_2 = \{5, 6, 8, 9, 11\}$, $\ell_2 = 3$, $h_2 = 9$, $\lambda_2(v_1v_2) = \lambda_2(v_2v_3) = S_2$. We have two vertex appearances $X = (v_3, 5)$ and $Y = (v_3, 11)$ from \mathcal{C} , and their corresponding sets $\mathfrak{H}(X) = \{\mathcal{H}_1, \mathcal{H}_2\}$, $\mathfrak{H}(Y) = \{\mathcal{H}_2\}$, $\mathcal{C}(\mathcal{H}_1) = \{X\}$, $\mathcal{C}(\mathcal{H}_2) = \{X, Y\}$.

For brevity, when speaking of a PARTIAL Δ -TVC instance \mathcal{H} constructed by our algorithm and a vertex appearance (v, t) , we say that (v, t) *subcovers* an edge $e \in E(H)$ if (v, t) covers an appearance of e in W_i with $\ell_H(e) \leq i \leq h_H(e)$.

We can now begin with counting the number of elements in A . From the definition, it follows that

$$|A| = \sum_{(v, t) \in \mathcal{C}} |\mathfrak{H}(v, t)|.$$

We can split the sum into two cases, first where one vertex appearance subcovers one edge (or even a P_3) of at most $d - 1$ different PARTIAL Δ -TVC instances, and the second when one vertex appearance subcovers one edge (or a P_3) of more than $d - 1$ different PARTIAL Δ -TVC instances.

$$|A| = \sum_{\substack{(v, t) \in \mathcal{C} \\ |\mathfrak{H}(v, t)| \leq d-1}} |\mathfrak{H}(v, t)| + \sum_{\substack{(v, t) \in \mathcal{C} \\ |\mathfrak{H}(v, t)| > d-1}} |\mathfrak{H}(v, t)| \quad (4)$$

By the construction of the PARTIAL Δ -TVC it follows that if (v, t) has a temporal degree k , it subcovers edges in at most k different PARTIAL Δ -TVC instances. Moreover, if a vertex appearance (v, t) subcovers two edges of a single PARTIAL Δ -TVC instance \mathcal{H} (i.e., \mathcal{H} is a Phase 1 instance with a P_3 as the underlying graph and v is a central vertex of P_3), then (v, t) can subcover time-edges in one less PARTIAL Δ -TVC instance. More specifically, if we assume that (v, t) with temporal degree k is a central vertex of at least one PARTIAL Δ -TVC instance (i.e., subcovers both edges of at least one instance), then (v, t) can subcover edges in at most $k - 1$ different instances. Note that, since the degree of each vertex is at most d , by our assumption, this means that for all vertex appearances $(v, t) \in \mathcal{C}$ that subcover both time-edges of some Phase 1 PARTIAL Δ -TVC instance it holds that $|\mathfrak{H}(v, t)| \leq d - 1$. Therefore, for the second sum of Equation (4) to happen vertex appearance $(v, t) \in \mathcal{C}$ must subcover exactly one underlying edge of d different PARTIAL Δ -TVC instances. For brevity we denote $D := \{(v, t) \in \mathcal{C} \mid |\mathfrak{H}(v, t)| = d\}$. Hence the following holds

$$\begin{aligned} |A| &\leq (d - 1)(|\mathcal{C}| - |D|) + \sum_{(v, t) \in D} |\mathfrak{H}(v, t)| \\ &\leq (d - 1)|\mathcal{C}| + \sum_{(v, t) \in D} (d - (d - 1)) \\ &= (d - 1)|\mathcal{C}| + |D|. \end{aligned} \tag{5}$$

Let us now count the number of elements in A from the other side. Again by the definition, we get that

$$|A| = \sum_{\mathcal{H} \in \mathfrak{H}} |\mathcal{C}(\mathcal{H})|.$$

Since $|A| \geq |\mathcal{X}|$ (see Equation (3)), we can divide A into two parts. The first one, where the solution for the partial instances computed by our algorithm coincide (in terms of cardinality) with the ones implied by \mathcal{C} , and the second where \mathcal{C} implies suboptimal solutions. For this we define $\mathcal{X}(\mathcal{H})$ as the optimal solution for PARTIAL Δ -TVC instance \mathcal{H} calculated by our algorithm. From the construction it holds that $|\mathcal{X}| = \sum_{\mathcal{H} \in \mathfrak{H}} |\mathcal{X}(\mathcal{H})|$. We get the following

$$|A| = |\mathcal{X}| + \sum_{\mathcal{H} \in \mathfrak{H}} (|\mathcal{C}(\mathcal{H})| - |\mathcal{X}(\mathcal{H})|). \tag{6}$$

Combining Equations (5) and (6) we obtain

$$|\mathcal{X}| + \sum_{\mathcal{H} \in \mathfrak{H}} (|\mathcal{C}(\mathcal{H})| - |\mathcal{X}(\mathcal{H})|) \leq (d - 1)|\mathcal{C}| + |D|.$$

Now, to prove our target, namely that $|\mathcal{X}| \leq (d - 1)|\mathcal{C}|$, it suffices to show that

$$|D| \leq \sum_{\mathcal{H} \in \mathfrak{H}} (|\mathcal{C}(\mathcal{H})| - |\mathcal{X}(\mathcal{H})|). \tag{7}$$

Recall that $|\mathfrak{H}(v, t)| > (d - 1)$ holds only for vertex appearances $(v, t) \in \mathcal{C}$, with temporal degree d , that cover appearances of exactly one edge from every PARTIAL Δ -TVC $\mathcal{H} \in \mathfrak{H}(v, t)$. Furthermore, it turns out that at most one PARTIAL Δ -TVC $\mathcal{H} \in \mathfrak{H}(v, t)$ is a Phase 2 (a single edge) instance.

Lemma 21. *Let $(v, t) \in \mathcal{C}$. There is at most one Phase 2 (single edge) PARTIAL Δ -TVC instance $\mathcal{H}_1 \in \mathfrak{H}(v, t)$.*

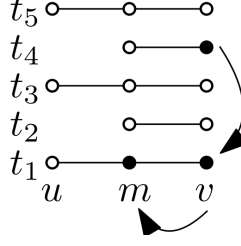


Figure 16: An illustration of a modification of a solution $\mathcal{C}(\mathcal{H})$ presented in Lemma 22. The figure represents a PARTIAL Δ -TVC instance \mathcal{H} , where the vertex appearance $(v, t_4) \in \mathcal{C}$. We first modify the solution $\mathcal{C}(\mathcal{H})$ by replacing (v, t_4) with (v, t_1) , and then further replace it with the central vertex (m, t_1) .

Proof. Suppose this is not true. Then there are two different time-edges $(e, t), (f, t)$ incident to (v, t) , that belong to Phase 2 PARTIAL Δ -TVC instances \mathcal{H}_1 and \mathcal{H}_2 , respectively. W.l.o.g. suppose that our algorithm created instance \mathcal{H}_1 before \mathcal{H}_2 . By the construction algorithm creates a Phase 2 PARTIAL Δ -TVC instance whenever there is no uncovered P_3 left in the graph. But, when creating \mathcal{H}_1 both time-edges $(e, t), (f, t)$ are uncovered in some time windows W_e and W_f , respectively, where $t \in W_e \cap W_f$. Therefore $(e, t), (f, t)$ form an uncovered P_3 path at time-step t , which would result in algorithm combining them into one single Phase 1 PARTIAL Δ -TVC instance. \square

We now proceed with the proof of Equation (7).

Lemma 22. For D and $\sum_{\mathcal{H} \in \mathfrak{H}} (|\mathcal{C}(\mathcal{H})| - |\mathcal{X}(\mathcal{H})|)$ defined as above the following holds

$$|D| \leq \sum_{\mathcal{H} \in \mathfrak{H}} (|\mathcal{C}(\mathcal{H})| - |\mathcal{X}(\mathcal{H})|). \quad (8)$$

Proof. We show the statement by modifying the solutions implied by \mathcal{C} on Phase 1 PARTIAL Δ -TVC instances (paths of length 3). More specifically, for each $(v, t) \in D$ and every Phase 1 PARTIAL Δ -TVC instance $\mathcal{H} \in \mathfrak{H}(v, t)$, we find a vertex appearance in $\mathcal{C}(\mathcal{H})$ which is “disposable in the solution”. We refer to a set of vertex appearances including (v, t) as disposable in the solution of $\mathcal{H} \in \mathfrak{H}(v, t)$ if we can modify the solution $\mathcal{C}(\mathcal{H})$ by decreasing its size by the size of that set. In our process we not only show that (v, t) is disposable in the solution of \mathcal{H} , but that the set of all vertex appearances of v in $\mathcal{C}(\mathcal{H})$ (meaning all vertex appearances of form (v, t_i)) are disposable in the solution of \mathcal{H} . To produce a solution $\widetilde{\mathcal{C}(\mathcal{H})}$ of \mathcal{H} which proves that certain vertex appearances are disposable in the solution $\mathcal{C}(\mathcal{H})$ of \mathcal{H} we perform the following three steps. Firstly, we modify the solution $\mathcal{C}(\mathcal{H})$ to only include vertex appearances at time-steps when the entire P_3 underlying \mathcal{H} appears. Secondly, we ensure that the included vertex appearances corresponds to the appearances of the central vertex of the P_3 underlying \mathcal{H} . Thirdly, we remove unnecessary vertex appearances, producing the desired solution. The process is depicted in Figure 16. While determining disposable vertex appearances does not correspond to an injection on D we ensure that no single disposable vertex appearance is used for more than two elements of D , which proves to be sufficient in demonstrating the desired bound.

We start by inspecting vertex appearances $(v, t) \in D$ in an order increasing with t . Recall that $(v, t) \in D$ implies that there is no Phase 1 PARTIAL Δ -TVC instance in $\mathfrak{H}(v, t)$ in which the associated temporal graph contains two edge appearances incident to v at t , because otherwise $|\mathfrak{H}(v, t)| \leq d - 1$. Since $d - 1 \geq 2$, together with Lemma 21 this implies that there are at least

two Phase 1 PARTIAL Δ -TVC instances in $\mathfrak{H}(v, t)$ for each of which v is incident to only one of the underlying edges. Notice that here it is important that $d \geq 3$.

Let \mathcal{H} be a Phase 1 subinstance from $\mathfrak{H}(v, t)$. W.l.o.g. we denote with $P = (u, m, v)$ the underlying path of \mathcal{H} , and let ℓ_P and h_P be the lowest and the highest time-steps in the definition of \mathcal{H} , respectively. Note that vertex appearances in the intersection $\mathcal{C}(\mathcal{H}) \cap D$ are of the form $(v, t_i), (u, t_j)$ for some t_i, t_j (if they exist). Suppose that there are $k_v \geq 1$ vertices of form (v, t_i) in $\mathcal{C}(\mathcal{H})$. Our goal is to create the modified solution $\widetilde{\mathcal{C}(\mathcal{H})}$ of \mathcal{H} where $|\widetilde{\mathcal{C}(\mathcal{H})}| \leq |\mathcal{C}(\mathcal{H})| - k_v$. We start by setting $\widetilde{\mathcal{C}(\mathcal{H})} = \mathcal{C}(\mathcal{H})$. We first iterate through every vertex appearance $(u, t') \in \mathcal{C}(\mathcal{H})$ (increasingly in t'), and do the following. We set $T_{\mathcal{H}} = [\ell_P, h_P + \Delta - 1] \cap [t' - \Delta + 1, t' + \Delta - 1]$ to be the interval of time-steps t'' for which \mathcal{H} is defined, such that $|t'' - t'| \leq \Delta$. By the construction of Phase 1 subinstances, both edges um and mv appear at some time step t^* in $T_{\mathcal{H}}$. We chose $t^* \in T_{\mathcal{H}}$ to be maximal such that (x, t^*) covers an appearance of the edge um in the earliest time window $t^* \in W_i$ of \mathcal{H} , where the edge um is not yet covered by vertex appearances in $\widetilde{\mathcal{C}(\mathcal{H})} \setminus (u, t')$. Intuitively, when removing (u, t') from $\widetilde{\mathcal{C}(\mathcal{H})}$ we may get some time-windows $W_i, W_{i+1}, W_{i+2}, \dots$, where the edge um is not yet covered. We now set t^* to be the maximum value in W_i when both um and mv appear. If such a (u, t^*) exists we replace (u, t') by (u, t^*) , otherwise we identify (u, t') as disposable in the solution for \mathcal{H} . We then further modify $\widetilde{\mathcal{C}(\mathcal{H})}$ by replacing each (u, t^*) from the previous step with (m, t^*) . We now repeat the same procedure for all $(v, t') \in \widetilde{\mathcal{C}(\mathcal{H})}$. After the first two steps are finished $\widetilde{\mathcal{C}(\mathcal{H})}$ consists only of the vertex appearances of the central vertex m of P . We now continue with the final step and iterate through the vertex appearances (m, t) in the order of increasing t , delete unnecessary vertices from the solution $\widetilde{\mathcal{C}(\mathcal{H})}$ for \mathcal{H} and mark them as disposable. This happens if (m, t) has been added to $\widetilde{\mathcal{C}(\mathcal{H})}$ multiple times, when considering different vertex appearances, or it can be removed from $\widetilde{\mathcal{C}(\mathcal{H})}$ without changing the fact that it is a solution. In both cases, any appearance of the vertex v from the set D which is associated with the unnecessary vertex appearance (m, t^*) is disposable in the solution for \mathcal{H} .

We now have to show that $\widetilde{\mathcal{C}(\mathcal{H})}$ is indeed a solution for \mathcal{H} . To prove this we have to make sure that exchanging each vertex appearance $(u, t') \in \mathcal{C}(\mathcal{H})$ (resp. $(v, t') \in \mathcal{C}(\mathcal{H})$) with (u, t^*) (resp. (v, t^*)) and then finally with (m, t^*) in the first two steps of the modification returns a valid solution. Suppose for the contradiction that the edge mv appears at time t and that there is a time window $t \in W_i$ where mv is uncovered in W_i by our final solution $\widetilde{\mathcal{C}(\mathcal{H})}$. Using the definition of \mathcal{H} and the fact that $\widetilde{\mathcal{C}(\mathcal{H})}$ contains only the appearances of the central vertex of P it follows that also um appears at time t and is uncovered in W_i . In the initial solution, um and mv were both covered in W_i . If they were both covered by the same vertex appearance, it must have been the appearance of the central vertex which would remain in our final solution. Therefore, the edges are covered by two different vertex appearances. Denote them with (u, t_u) and (v, t_v) , respectively. Note that $t_u, t_v \in W_i$. Therefore, $|t_v - t_u| \leq \Delta$. In our procedure we first considered (u, t_u) that was replaced by (u, t_u^*) and then by (m, t_u^*) , where the edge um was uncovered by $\widetilde{\mathcal{C}(\mathcal{H})} \setminus (u, t_u)$ in a time window W_j^u . It also holds that t_u^* is the maximum value of W_j^u when both um and mv occur. Since um and mv are uncovered in W_i it must be true also that $t_u^* \notin W_i$, even more $t_u^* < i$. Next, the procedure considered (v, t_v) , and replaced it by (v, t_v^*) and then further by (m, t_v^*) . Note here that t_v^* is the maximum value in some time window W_j^v where both um and mv appear and are uncovered by the modified solution $\widetilde{\mathcal{C}(\mathcal{H})} \setminus (v, t_v)$, where $\widetilde{\mathcal{C}(\mathcal{H})}$ already includes the vertex appearance (m, t_u^*) . This implies that $t_v^* \notin W_j^u$ and furthermore, since $t_u, t_v \in W_i$ and $t_u - t_u^* \leq \Delta$ it follows that $t_v^* \in W_i$. Therefore, um and mv cannot be uncovered in W_i .

What remains to show is that our modified solution is of the correct size. Namely $|\widetilde{\mathcal{C}(\mathcal{H})}| \leq |\mathcal{C}(\mathcal{H})| - k_v$, where k_v is the number of vertex appearances of v in $\mathcal{C}(\mathcal{H})$. We show this by proving that each vertex $(v, t_i) \in \mathcal{C}(\mathcal{H}) \cap D$ is disposable in the solution of \mathcal{H} . Remember, our process first inspects all the vertex appearances of form $(u, t_u) \in \mathcal{C}(\mathcal{H})$ and replaces them with the corresponding (m, t_u^*) . Since in the original solution $\mathcal{C}(\mathcal{H})$ the whole underlying path P of \mathcal{H} was covered, it follows that after performing the first two steps for the vertices (u, t_u) the edge um remains covered in \mathcal{H} . Even more, because each (u, t_u) was exchanged by a corresponding appearance of the central vertex m at time t_u^* when both um and mv appear, it follows that the edge mv is covered in \mathcal{H} . Therefore, we can denote all $(v, t_i) \in \mathcal{C}(\mathcal{H})$ as disposable in the solution of \mathcal{H} .

Overall, this means that for every vertex appearance $(v, t) \in D$ and each of at least two Phase 1 PARTIAL Δ -TVC instances in $\mathcal{H} \in \mathfrak{H}(v, t)$, we can find one disposable vertex appearance in $\mathcal{C}(\mathcal{H})$. On the other hand, these found disposable vertex appearances coincide for at most two vertex appearances in D (this is true as D can admit vertex appearances of both endpoints of the underlying path of a PARTIAL Δ -TVC instance \mathcal{H}). By Hall's theorem [22] this means we can match each vertex appearance in D to a disposable vertex appearance in \mathcal{C} , yielding that $|D|$ is upper-bounded by $\sum_{\mathcal{H} \in \mathfrak{H}} (|\mathcal{C}(\mathcal{H})| - |\mathcal{X}(\mathcal{H})|)$ as desired. \square

All of the above shows the desired approximation result.

Theorem 23. *For every $\Delta \geq 2$ and $d \geq 3$, Δ -TVC can be $(d - 1)$ -approximated in time $\mathcal{O}(|E(G)|^2 T^2)$.*

4.3 An FPT algorithm with respect to the solution size

Our final result settles the complexity of Δ -TVC from the viewpoint of parameterized complexity theory [13, 15, 37] with respect to the standard parameterization of the size of an optimum solution.

Theorem 24. *For every $\Delta \geq 2$, Δ -TVC can be solved in $\mathcal{O}((2\Delta)^k T n^2)$ time, where k is the size of an optimum solution. In particular Δ -TVC is in FPT parameterized by k .*

Proof. The algorithm starts by selecting an edge $e \in E(G)$ with an uncovered appearance in an arbitrary Δ -time window W_t and selects one of (at most) Δ vertex appearances of either endpoint to cover it. By covering one edge at some time point, we also cover some other edges in some other time windows, these are also excluded from the subsequent search. This step is repeated until after k -steps the algorithm stops and checks if selected vertices form a sliding Δ -time window temporal vertex cover of \mathcal{G} .

The algorithm builds at most $(2\Delta)^k$ sets, for each of which checking if it is a temporal vertex cover takes $\mathcal{O}(T n^2)$ time. Therefore the running time of the algorithm is $\mathcal{O}((2\Delta)^k T n^2)$. \square

5 Conclusion

We presented a comprehensive analysis of the complexity of temporal vertex cover in small-degree graphs. We showed that Δ -TVC is NP-hard on the underlying paths (and cycles) already for $\Delta = 2$, while TVC on these underlying graphs can be solved in polynomial time. An open question that arises is for what value of Δ we have that Δ -TVC is NP-hard while $(\Delta + 1)$ -TVC is polynomial-time solvable. This would determine the borders and achieve a complete dichotomy of the problem in terms of the value of Δ .

Additionally, we provided a Polynomial-Time Approximation Scheme (PTAS) for Δ -TVC on temporal paths and cycles, complementing the hardness result. We present also an exact

dynamic algorithm, that we then use in the $d-1$ approximation algorithm (where d is the maximum vertex degree in any time step), which improves the d -approximation algorithm presented by Akrida et. al. [4]. Furthermore, we settled the complexity of Δ -TVC from the viewpoint of parameterized complexity theory, showing that Δ -TVC is fixed-parameter tractable when parameterized by the size of an optimum solution.

References

- [1] E. Aaron, D. Krizanc, and E. Meyerson. DMVP: foremost waypoint coverage of time-varying graphs. In *Proceedings of the 40th International Workshop on Graph-Theoretic Concepts in Computer Science (WG)*, pages 29–41, 2014.
- [2] E. C. Akrida, L. Gasieniec, G. B. Mertzios, and P. G. Spirakis. Ephemeral networks with random availability of links: The case of fast networks. *Journal of Parallel and Distributed Computing*, 87:109–120, 2016.
- [3] E. C. Akrida, L. Gasieniec, G. B. Mertzios, and P. G. Spirakis. The complexity of optimal design of temporally connected graphs. *Theory of Computing Systems*, 61(3):907–944, 2017.
- [4] E. C. Akrida, G. B. Mertzios, P. G. Spirakis, and V. Zamaraev. Temporal vertex cover with a sliding time window. *Journal of Computer and System Sciences*, 107:108–123, 2020.
- [5] M. Bentert, A.-S. Himmel, H. Molter, M. Morik, R. Niedermeier, and R. Saitenmacher. Listing all maximal k -plexes in temporal graphs. In *Proceedings of the 2018 IEEE/ACM International Conference on Advances in Social Networks Analysis and Mining (ASONAM)*, pages 41–46, 2018.
- [6] B.-M. Bui-Xuan, A. Ferreira, and A. Jarry. Computing shortest, fastest, and foremost journeys in dynamic networks. *International Journal of Foundations of Computer Science*, 14(2):267–285, 2003.
- [7] A. Casteigts and P. Flocchini. Deterministic algorithms in dynamic networks: Formal models and metrics. Technical report, Defence R&D Canada, 2013.
- [8] A. Casteigts and P. Flocchini. Deterministic algorithms in dynamic networks: Problems, analysis, and algorithmic tools. Technical report, Defence R&D Canada, 2013.
- [9] A. Casteigts, P. Flocchini, W. Quattrociocchi, and N. Santoro. Time-varying graphs and dynamic networks. *International Journal of Parallel, Emergent and Distributed Systems*, 27(5):387–408, 2012.
- [10] A. Casteigts, A. Himmel, H. Molter, and P. Zschoche. Finding temporal paths under waiting time constraints. *Algorithmica*, 83(9):2754–2802, 2021.
- [11] J. Chen, H. Molter, M. Sorge, and O. Suchý. Cluster editing in multi-layer and temporal graphs. In W. Hsu, D. Lee, and C. Liao, editors, *Proceedings of the 29th International Symposium on Algorithms and Computation (ISAAC)*, volume 123, pages 24:1–24:13, 2018.
- [12] A. E. F. Clementi, C. Macci, A. Monti, F. Pasquale, and R. Silvestri. Flooding time of edge-markovian evolving graphs. *SIAM Journal on Discrete Mathematics*, 24(4):1694–1712, 2010.
- [13] M. Cygan, F. V. Fomin, L. Kowalik, D. Lokshantov, D. Marx, M. Pilipczuk, M. Pilipczuk, and S. Saurabh. *Parameterized Algorithms*. Springer, 2015.

- [14] M. de Berg and A. Khosravi. Optimal binary space partitions in the plane. In *Computing and combinatorics*, volume 6196 of *Lecture Notes in Computer Science*, pages 216–225. Springer, Berlin, 2010.
- [15] R. G. Downey and M. R. Fellows. *Fundamentals of Parameterized Complexity*. Texts in Computer Science. Springer, London, 2013.
- [16] J. A. Enright, K. Meeks, G. B. Mertzios, and V. Zamaraev. Deleting edges to restrict the size of an epidemic in temporal networks. *Journal of Computer and System Sciences*, 119:60–77, 2021.
- [17] T. Erlebach, M. Hoffmann, and F. Kammer. On temporal graph exploration. *Journal of Computer and System Sciences*, 119:1–18, 2021.
- [18] A. Ferreira. Building a reference combinatorial model for MANETs. *IEEE Network*, 18(5):24–29, 2004.
- [19] P. Flocchini, B. Mans, and N. Santoro. Exploration of periodically varying graphs. In *Proceedings of the 20th International Symposium on Algorithms and Computation (ISAAC)*, pages 534–543, 2009.
- [20] S. Ghosal and S. C. Ghosh. Channel assignment in mobile networks based on geometric prediction and random coloring. In *Proceedings of the 40th IEEE Conference on Local Computer Networks (LCN)*, pages 237–240, 2015.
- [21] G. Giakkoupis, T. Sauerwald, and A. Stauffer. Randomized rumor spreading in dynamic graphs. In *Proceedings of the 41st International Colloquium on Automata, Languages and Programming (ICALP)*, pages 495–507, 2014.
- [22] P. Hall. On representatives of subsets. *Journal of the London Mathematical Society*, s1-10(1):26–30, 1935.
- [23] K. Heeger, D. Hermelin, G. B. Mertzios, H. Molter, R. Niedermeier, and D. Shabtay. Equitable scheduling on a single machine. In *Proceedings of the 35th AAAI Conference on Artificial Intelligence (AAAI)*, pages 11818–11825. AAAI Press, 2021.
- [24] A. Himmel, H. Molter, R. Niedermeier, and M. Sorge. Adapting the bron-kerbosch algorithm for enumerating maximal cliques in temporal graphs. *Social Network Analysis and Mining*, 7(1):35:1–35:16, 2017.
- [25] P. Holme and J. Saramäki, editors. *Temporal networks*. Springer, 2013.
- [26] C. U. Ileri, C. A. Ural, O. Dagdeviren, and V. Kavalci. On vertex cover problems in distributed systems. In *Advanced Methods for Complex Network Analysis*, pages 1–29. IGI Global, 2016.
- [27] V. Kavalci, A. Ural, and O. Dagdeviren. Distributed vertex cover algorithms for wireless sensor networks. *International Journal of Computer Networks & Communications*, 6(1):95–110, 2014.
- [28] D. Kempe, J. Kleinberg, and A. Kumar. Connectivity and inference problems for temporal networks. *Journal of Computer and System Sciences*, 64(4):820–842, 2002.

- [29] N. Klobas, G. B. Mertzios, H. Molter, R. Niedermeier, and P. Zschoche. Interference-free walks in time: Temporally disjoint paths. In Z. Zhou, editor, *Proceedings of the 30th International Joint Conference on Artificial Intelligence (IJCAI)*, pages 4090–4096, 2021.
- [30] J. Leskovec, J. M. Kleinberg, and C. Faloutsos. Graph evolution: Densification and shrinking diameters. *ACM Transactions on Knowledge Discovery from Data*, 1(1), 2007.
- [31] G. B. Mertzios, O. Michail, and P. G. Spirakis. Temporal network optimization subject to connectivity constraints. *Algorithmica*, 81(4):1416–1449, 2019.
- [32] G. B. Mertzios, H. Molter, M. Renken, P. G. Spirakis, and P. Zschoche. The complexity of transitively orienting temporal graphs. In *Proceedings of the 46th International Symposium on Mathematical Foundations of Computer Science (MFCS)*, pages 75:1–75:18, 2021.
- [33] G. B. Mertzios, H. Molter, and V. Zamaraev. Sliding window temporal graph coloring. *Journal of Computer and System Sciences*, 120:97–115, 2021.
- [34] O. Michail and P. G. Spirakis. Traveling salesman problems in temporal graphs. *Theoretical Computer Science*, 634:1–23, 2016.
- [35] O. Michail and P. G. Spirakis. Elements of the theory of dynamic networks. *Communications of the ACM*, 61(2):72–72, 2018.
- [36] N. H. Mustafa and S. Ray. Improved results on geometric hitting set problems. *Discrete and Computational Geometry*, 44(4):883–895, 2010.
- [37] R. Niedermeier. *Invitation to Fixed-Parameter Algorithms*. Oxford Lecture Series in Mathematics and its Applications. Oxford University Press, Oxford, 2006.
- [38] S. Richter, M. Helmert, and C. Gretton. A stochastic local search approach to vertex cover. In *Proceedings of the 30th Annual German Conference on Artificial Intelligence (KI)*, pages 412–426, 2007.
- [39] J. K. Tang, M. Musolesi, C. Mascolo, and V. Latora. Characterising temporal distance and reachability in mobile and online social networks. *Computer Communication Review*, 40(1):118–124, 2010.
- [40] T. Viard, M. Latapy, and C. Magnien. Computing maximal cliques in link streams. *Theoretical Computer Science*, 609:245–252, 2016.
- [41] F. Yu, A. Bar-Noy, P. Basu, and R. Ramanathan. Algorithms for channel assignment in mobile wireless networks using temporal coloring. In *Proceedings of the 16th ACM international conference on Modeling, analysis & simulation of wireless and mobile systems (MSWiM)*, pages 49–58, 2013.
- [42] P. Zschoche, T. Fluschnik, H. Molter, and R. Niedermeier. The complexity of finding small separators in temporal graphs. *Journal of Computer and System Sciences*, 107:72–92, 2020.