

Fake news detection using parallel BERT deep neural networks

Mahmood Farokhian¹
Department of Computer
Engineering,
Arak University
Arak, Iran
farokhian@gmail.com

Vahid Rafe
Department of Computer
Engineering
Arak University
Arak, Iran
v-rafe@araku.ac.ir

Hadi Veisi
Department of New Science
and Technology
University of Tehran
Tehran, Iran
h.veisi@ut.ac.ir

Abstract:

Fake news is a growing challenge for social networks and media. Detection of fake news always has been a problem for many years, but after the evolution of social networks and increasing speed of news dissemination in recent years has been considered again. There are several approaches to solving this problem, one of which is to detect fake news based on its text style using deep neural networks. In recent years, one of the most used forms of deep neural networks for natural language processing is transfer learning with transformers. BERT is one of the most promising transformers who outperforms other models in many NLP benchmarks. This article, we introduce **MWPBert**, which uses two parallel BERT networks to perform veracity detection on full-text news articles. One of the BERT networks encodes news headline, and another encodes news body. Since the input length of the BERT network is limited and constant and the news body is usually a long text, we cannot feed the whole news text into the BERT. Therefore, using the **MaxWorth** algorithm, we selected the part of the news text that is more valuable for fact-checking, and fed it into the BERT network. Finally, we encode the output of the two BERT networks to an output network to classify the news. The experiment results showed that the proposed model outperformed previous models in terms of accuracy and other performance measures.

Keywords:

fake news detection, transfer learning, transformers, BERT, MWPBert, MaxWorth

1 Introduction

Although the fake news dilemma is not a new concept, in recent years, the emergence of the internet and social networks has changed many of the ideas associated with it and we need to reconsider it. Nowadays, with the widespread use of the internet and the spread of mass media, the dissemination of news has become easier and faster than ever before. The significant impact of fake news on the critical events of recent years, namely the US presidential election in 2016, Brexit, and the Covid-19 pandemic, is still not far from memory [1]. Recent examples of fake news about the Covid-19 epidemic can be seen in Figure 1.

¹ Corresponding author

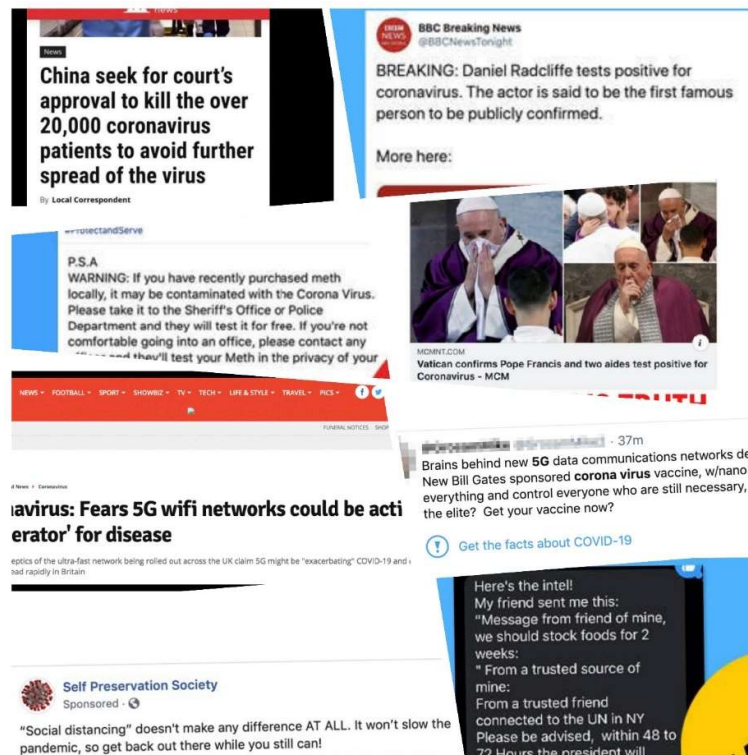


Figure 1- Sample of fake news about Covid-19

Many approaches have been considered by researchers to solve the problem of fake news. Many methods use the social context of the news to verify its veracity. These methods either examine the pattern of publishing fake and real news on social networks and the different reactions of network users to these two categories or use features such as the author of the news, the source of its publication or the credibility of its returnee users. Some other researchers try to detect fake news veracity by evaluating its content. Their works can be divided into two subcategories: the first category uses knowledge-based methods to investigate fake news; In fact, these works treat the news as one or more logical propositions and try to evaluate the degree of compatibility of these propositions with previous knowledge. The second group of these researches uses natural language processing techniques and treats the problem as text classification. In the early works, classification-based approaches tried to manually extract various features from the news text and these features were used in combination with classical learning methods to determine the veracity of the news. Extracting features from the text, as a complex input, has always been challenging, energy-consuming, and time-consuming for humans.

In recent years, much attention has been paid to deep networks in natural language processing. One of the essential advantages of using a deep network for text processing is the automatic feature extraction from the text. In deep neural networks, there is no need to extract and discover features manually from the text; the first layers of the network itself extract the best features from the text. The works that have been done in this area have shown that by a good preprocessing of the input text vectorizing it and feeding to neural networks properly designed for sequence processing, outstanding results can be achieved in natural language processing tasks. Because textual data is sequential, it is best to treat it as a time series. Classic deep neural networks like CNN do not have this time view of data and do

not care about data order [2]. However, there are neural network architectures that also encode the concept of time into their architecture. Among these deep neural networks are RNN, GRU, and LSTM [3]. In recent years transformers were introduced as a new neural network architecture, which have delivered outstanding results in NLP tasks [4]. The BERT network in NLP, which we use in this article, has achieved one of the best results [5]. However, transformers have a critical limitation due to their architecture, and that is that the length of the input data must be a constant value. This restriction on news articles, which are usually not of a certain size and maybe long, can lead to losing important parts of the input data.

In this study, we try to overcome this limitation of the size of the input length of transformers by finding the most useful part of the text that contains the valuable information about news trueness, based on the check worthiness of sentences. We provide the news headline and most check worth part of news text into two BERT networks, concatenate the outputs of both and feed the result into a linear neural network to categorize the news. The output of this neural network indicates the probability of truthfulness of the news.

The paper structure is organized as follows: in section 2, we review some related works to our work. In section 3, we explore some concepts and models we used in our work. Section 4, we present our proposed model and *MaxWorth* algorithm that we used for text span selection. Section 5 describes the *Fakenewsnet* dataset used to evaluate the model and the experiments performed on the model. Finally, in section 6, we conclude our discussion and suggest some plans for future researches.

2 Related works

Approaches to fake news detection can be divided into three categories based on input: visual information based methods, social context based methods, and content-based methods [6]. For example, in [7] researchers attempt to make a better decision about truthfulness of the news by using both images and text of the news and feeding them to a deep network.

Many works in fake news detection have been done using the context in which the news is published [8–10]. For example, Zhou et al. found a significant difference in the distribution of fake news hours and true news on the Sina Weibo social network during the day and night [11]. Vosoughi et al. observed that fake news is republished by Twitter users more widely than true news [12]. This difference can be seen in the four criteria: flow depth (number of retweet steps from the primary tweet), flow size (number of contributing users), maximum level (maximum number of contributing users per depth), and spread speed. They also found that the pattern of fake news propagation differed in different subjects; For example, they observed that fake political news spread faster on social networks than in other areas. This pattern difference also exists in different languages, websites, and topics. In another research, Shim et al. Have relied on web search results as social context for news, proposing Link2vec as a model for differentiating the web search results of the fake news from genuine news [13].

In content-based approaches, the focus is on the text of the news. These methods themselves are divided into two main subcategories, knowledge-based methods and style-based methods. Knowledge-based methods try to evaluate the news or claims based on fact-checking techniques. The inference of right or wrong news based on knowledge is made in two phases, a schema can be seen in Figure 2. In the first phase, which is called knowledge extraction, knowledge is often extracted from web pages. In the second phase, the fact-checking, knowledge extracted from the new article is compared with the basic knowledge collected in the knowledge base to determine the accuracy of that news.

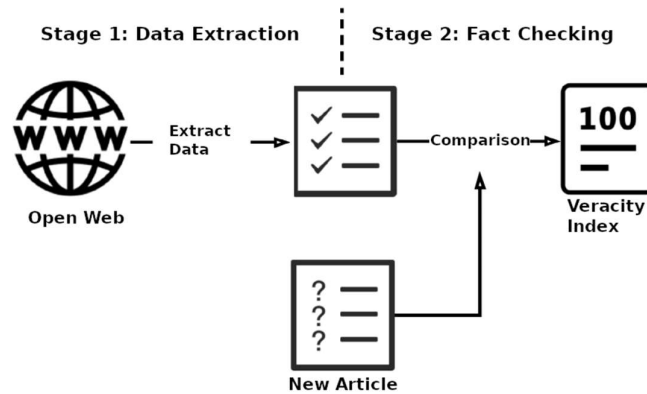


Figure 2 – Knowledge-based Fake News Detection

Thorne et al. designed a pipeline that in three phases verifies the claim using knowledge extracted from information boxes of Wikipedia [14]. In the first phase, document retrieval, the k document closest to the claim is retrieved. In the second phase, from among the k retrieved documents, a certain number of sentences most relevant to the claim are selected. In the third phase, the claim is checked against triples extracted from the chosen sentences by recognizing textual entailment [15]. Penn et al. tried to identify fake news using the knowledge graph [16]. They used a knowledge graph as base valid knowledge and constructed a TransE model of it. TransE model is a vector representation for subject-predicate-object triples [17]. A TransE model is also built for the news article under question, and then by calculating a deviation function between two TransE models, the article is categorized into one of two categories, fake or valid.

Style-based methods try to extract some features from the text and use these features to predict the validity of the news. The news text analysis can take place at four levels: vocabulary, syntax, semantic, and discourse. In [18–20], N-gram models and statistical properties of words and even letters in the text are used as features. In [18,20,21], probabilistic context free grammars and part of Speech tags are used as features. Karimi et al. have tried to first discover the correlation between sentences as rhetorical units of the text and then use this correlation as a measure to predict news veracity [22]. In these studies, various classical learning models have been used for fake news detection, including decision tree, SVM and KNN [23]. For example, Gravanis et al. conducted several experiments on various linguistic features sets with different classifications and concluded that an ensemble model using ADABOOST on a selected feature set, gives them the best results in detecting fake news [24].

However, the main challenge in these researches is to select the appropriate features of the text. There is no guarantee that the deceptions that exist in fake news are indicated by features used in each of these models. The use of deep neural networks has the advantage that during the training process, the best features of the news can be automatically extracted, during the training process. In [25], Geometric neural networks applied on the news dissemination model on Twitter have been used. Geometric neural networks, derived originally from CNN, is a non-Euclidean neural network used in graph and manifold data analysis [26].

Lang et al. have proposed an LSTM model equipped with hybrid attenuation [27]. They obtain the display of news text using one LSTM network and the presentation of the author's profile

with another LSTM network, and categorize the news into the desired category by applying a SoftMax activation layer to the concatenated output of the two LSTM layers.

Roy et al. have used an ensemble model consisting of a CNN network and a BiLSTM network [28]. The results of these two models are then fed to an MLP network to apply the final classification. Thota et al. used a dense neural network on three display techniques: BoW, TFIDF, and Word2Vec [29]. They also used a dropout layer to prevent the model from over-fitting.

3 Models

In this section, we will introduce models and concepts that are used in our paper.

3.1 Transfer Learning

There is a fundamental challenge to using deep neural networks on fake news; Deep learning requires a vast amount of data to train and learn, but our access to fake news is so limited. A look at the fake news datasets that have been created so far shows that most of them have the size of a few hundred or a few thousand, which is not suitable for practicing a complex neural network with a large number of parameters [30,31]. Recent researches have used transfer learning to address this problem. In transfer learning, a pre-trained model is built by training the neural network model on a massive amount of general data that, in the case of NLP, is usually unstructured unlabeled text from the internet. Then the pre-trained model is fine-tuned on labeled data related to a specific task that shares some knowledge with primary model [32]. This learning method has been common in image processing procedures for many years and has recently been considered in NLP.

For transfer learning in NLP, usually the pre-training process is used to build a language model. The job of language models is generally to predict the next word or sentence in the text. Language models have two essential properties that make them a good choice for use as a base model. First, they can be trained on unlabeled data, and therefore have a huge amount of data available for a solid learning. Second, a well-trained language model can give us a good understanding of the structure and semantic of language, which is much needed and helpful in downstream tasks.

The language model created in this process replaces static word embeddings such as Word2Vec and GloVe [33,34]. It can be called a kind of dynamic word embedding. Static word embeddings were context independent; Although a word can give different meanings in different contexts, the word was always mapped to a fixed vector. For example, the word running in the two sentences "*Robert is running a club*" and "*Robert is running in a marathon*" have two completely different meanings, but the display of both of them in word2vec is the same. In transfer learning language models, the whole text is mapped to a sequence of embedding vectors, which means each word displayed by a vector according to its context.

For transfer learning in NLP, many architectures are used. For example, ELMo used a Bidirectional LSTM [35]. But most popular architecture transformers. GPT2 and BERT are two recent states of art models that used transformers for transfer learning in NLP [5,36].

3.2 Transformers

Until recent years, most learning systems used gated RNNs such as LSTM and GRU to process natural language, which were designed for processing sequential data. After introducing the attention mechanism, these architectures also added attention layers to their architecture to better learn the connection between the components of the sequence and weigh the components according to their importance in the model [37,38]. In recent years, due to the

excellent results of transformers in NLP tasks, in most researches, transformers have replaced the previous models in sequence. Transformers are built entirely upon the attention mechanism because there is the fact that the attention alone will be able to meet the learning performance expected from the RNN [39].

One of the latest and most promising transformer models is the BERT [5]. BERT, (developed by Google experts and stands for Bidirectional Encoder Representations from Transformers) is pre-trained for two pre-training purposes based on a large amount of unlabeled data:

- **Masked language modeling:** For this purpose, about 15% of the words in the sentence are masked, and the model should predict them using the context of the words. It should be noted that unlike previous Transformer models such as the GPT, BERT is bidirectional, meaning that it uses pre- and post-word content to predict. It is shown that this can increase the efficiency of the model compared to previous one-directional models such as GPT in sentence-level tasks such as question-answer (SQuAD 1.1 [40]) and Multi-Genre Natural Language Inference (MNLI [41]). It also eliminates the dependence of the model on the direction of the language. It is just as effective for right-to-left languages as it is for left-to-right languages.
- **Next sentence prediction:** By giving two sentences, the model must answer whether the second sentence is the following sentence of the first or not?

To use BERT in downstream tasks, it is enough to fine-tune the BERT model by practicing it on task-specific data. In the downstream tasks, same Bert architecture and weight are used. We only add the output layers according to the desired output of the task. When fine-tuning the model, we start with the model parameters obtained from the pre-training, and all model parameters are fine-tuned during fine-tuning phase.

4 Proposed Model

A schema of our proposed model is shown in Figure 3. We call it **MWPBert**, which stands for **Max Worth Parallel BERT**. First, the news headline is separated from the beginning of the news with a maximum length of 128 tokens and enters into a BERT network. On the other hand, using the *MaxWorth* algorithm, the most appropriate news text span is selected from the rest of the news text. The selected span text also enters into a separate BERT network with a maximum input length of 512. The output of both networks, which represents the semantic of the headline and news text, join together and feed into a dropout layer. Then a linear neural network delivers the desired output for the decision about whether the news is true or false. It should be noted that the learning structure and semantic of news text occurs within encoder layers of BERT, and the output network only plays the role of adapting the Bert output to the desired output. There is no need for a complex network after BERT; adding more complexity not only increases the time and computational costs, but also reduces the impact of the effective attention mechanism in the BERT encoder layers [5]. The input and output sizes of each network layer can be seen in Table 1.

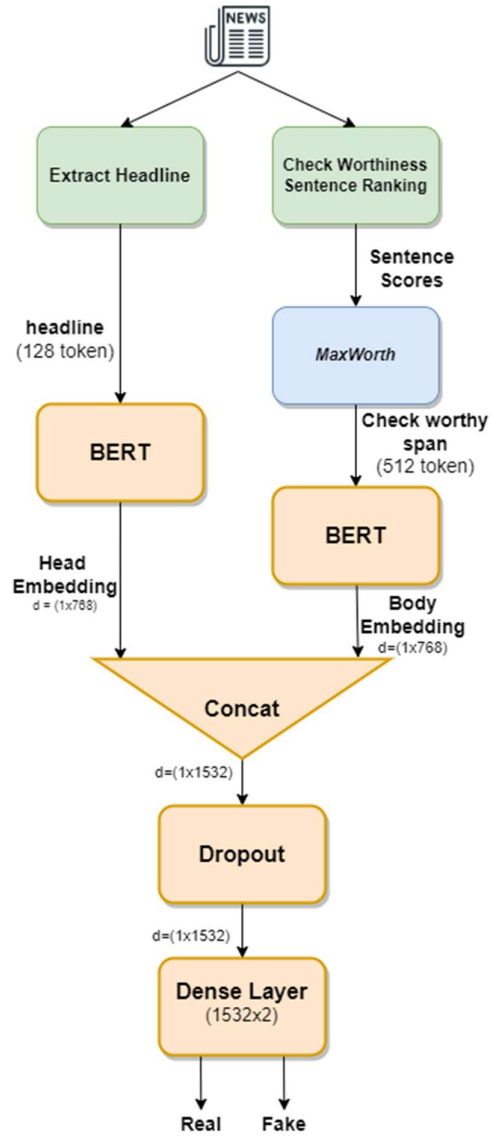


Figure 3- General framework of MWPBert

Table 1 - Input and output size of proposed model layers

Layer	Input size	Output size
<i>BERT (text span)</i>	512	768
<i>BERT (headline)</i>	128	768
<i>Concat</i>	2x768	1532
<i>Dropout</i>	1532	1532
<i>Linear</i>	1532	2

4.1 Text span with maximum worth

To feed the news text, which is usually long, to BERT, whose input size is fixed and limited (this size is a maximum of 512 in the pre-trained model $BERT_{base}$), we have two options; first, to increase the size of the network; Second, shorten the length of the input. The first solution is not suitable for two reasons. first, the upper limit of the news text size is not known; and

second, and more importantly, the bigger model has more parameters and hence needs more data to train, which in the case of fake news is not available. In addition, the time complexity of BERT network training increases with increasing input size. Therefore, we looked for a way to reduce the input size. Using text summarization algorithms is not very helpful here. Because these algorithms generally paste pieces of text that are separate and somewhat unrelated (or related) to summarize the text. This dramatically reduces the structural and semantical connections between the obtained sentences. As a result, the BERT network will not be able to discover the proper structure and meaning of the primary news. In addition, the sentences that characterize the correctness or incorrectness of the text are some Check-worthy factual Sentences, not necessarily the sentences that appear in the summary. Therefore, we use the *MaxWorth* algorithm to select the most valuable news span for validation, instead of traditional summarizing. This algorithm is shown in Figure 4.

```

Algorithm MaxWorth(sentences, max_length):
    span_start = max_span_start = 0
    span_end = max_span_end = 0
    span_score_sum = max_score_avg = score(sentences[0])
    span_length = n_words(sentences[0])
    while span_end < len(sentences) - 1:
        if span_length < max_length:
            span_end += 1
            span_length += n_words(sentences[span_end])
            span_score_sum += score(sentences[span_end])
            span_score_avg = span_score_sum / (span_end - span_start + 1)
            if span_score_avg > max_score_avg:
                max_score_avg = span_score_avg
                max_span_start = span_start
                max_span_end = span_end
        else:
            span_length -= n_words(sentences[span_start])
            span_score_sum -= score(sentences[span_start])
            span_start += 1
    return sentences[max_span_start:max_span_end]

```

Figure 4 - MaxWorth Algorithm for selecting news text span with maximum worth for fact-checking

The *MaxWorth* algorithm uses check-worthiness sentence ranking to evaluate news text sentences. It selects a continuous range from the news text to the specified length that has the maximum average score. Check-worthiness sentence ranking algorithms are used as the first step of fact-checking process and scores news sentences based on how valuable they are for fact-checking. We have used the *ClaimBuster* algorithm to evaluate sentences. This algorithm scores each sentence to indicate how much check-worthy Factual Sentence is. We use the ClaimBuster API to evaluate individual news sentences [42]. We then scan the news text and take a continuous piece of text with a maximum length of 512 (*BERT_{base}* BERT model input size that we used) so that the average check-worthiness score become maximum.

4.2 BERT

There are several pre-trained models of BERT, the most important of which you can see in Table 2. The evaluations of these models show that uncased models work slightly better for cased. Due to the relatively small size of the database we use, the large model did not lead to good results in our experiments, as mentioned in [5]. Therefore, in the following, we have used the *uncased base* model.

Table 2- Main BERT Architectures

Model	Number of Layers	Hidden states	Cased/uncased	Number of parameters
BERT_{large}	24	1024	Both exist	340M
BERT_{base}	12	768	Both exist	110M
BERT_{base-Multilingual}	12	768	Cased	110M

4.3 Output network

For token level tasks, such as tagging a sequence or question answering, the display of individual tokens enters the output network. But for classification, only representation of the special token at the beginning of the text ([CLS]), enters the output network, as the representation of the entire text. The output network consists of only a concatenation, a dropout layer to prevent the network from being over fitted and a linear neural network. Adding more complexity to the output not only does not increase the efficiency of the network, but also eliminates the effect of the self-attention mechanism in BERT. The experiments in the next section show the validity of this claim.

5 Experiments

Since we wanted to evaluate the effectiveness of the proposed model in detecting full-length fake news, we chose the *Fakenewsnet* dataset to test the model [43]. *Fakenewsnet* is one of the largest full-text news datasets available until now, containing 22,616 complete news articles collected from *politifact.com* and *gossipcop.com* sites. Most fake news datasets are collected from tweets, headlines, comments, and claims that have small lengths and essentially are not news. But the websites used in this dataset contain full-text news articles that sometimes last several pages. In addition, the news in this dataset have good quality and are real news that has been noticed and spread by many users sometimes. Even the true news articles in the dataset has been suspected of being fake, which is why it has been cited on the gossipCop and politifact sites, which only review controversial news. This is why this dataset can be categorized as a hard to check dataset. While some solutions achieve 99% accuracy in some datasets, they hardly reach 85% accuracy in this *Fakenewsnet*. Some statistics of the dataset can be seen in Table 3.

Table 3 - News statistics in Fakenewsnet

Source	Fake	Real
PolitiFact.com	420	528
GossipCop.com	4974	16694

The ultimate goal of any classifier is to achieve the highest possible accuracy, which is the ratio of the number of correct guesses to the total number of samples. Nevertheless, because accuracy alone can mislead us, especially in unbalanced classes, we have also measured the accuracy, recall, and F1 scores for each model. A summary of these performance measure definitions can be seen in Table 4.

Table 4 - Performance measure definitions

Measure	Formulation
Accuracy	$\frac{ TP + TN }{ TP + TN + FP + FN }$
Precision	$\frac{ TP }{ TP + FP }$
Recall	$\frac{ TP }{ TP + FN }$
F1-Score	$2 \times \frac{Precision \times Recall}{Precision + Recall}$

Another reliable measure that shows the learning rate of the model is the Receiver Operating Curve (ROC) that shows how *True Positive Rate* (TPR) and *False Positive Rate* (FPR) are changed with changes in the threshold of a classifier. We calculated Area Under this Curve (AUC) as a reliable criterion for all models. We divided the dataset into two parts: 80% for training and the remaining for testing. Then we trained models on the train part and calculate above-mentioned performance measure of trained model on the test set.

5.1 Evaluation of model

We compared our proposed model with three states of art models that achieved good results in their evaluations. The first model is the three-level hierarchical attention network (3HAN), one of the most prominent recent works that use static word embedding [44]. This model uses GloVe as embedding Layer and three layers of bidirectional GRU with the attention as word encoder, sentence encoder, and headline encoder, respectively. The second model is a basic CNN model with GloVe embedding from the main article of *Fakenewsnet* [43]. Another model is the FakeBERT model proposed by Kaliyar et al [45]. In this model, which uses the BERT embedding layer, the output layer includes several layers, including three parallel convolution layers, two Max Pooling layers, and several other regulating layers. Hyperparameters of training can be seen in Table 5. Figure 5 shows training loss and validation loss changes according to the number of epochs. As we can see, due to the pre-training of the BERT there is no need for many training epochs to fine-tune the model like classic deep neural networks. After the second epoch model begins to overfit on training data.

Table 5 - Training Hyperparameters

Parameter	Value
Learning rate	2e-5
Epoch size	8
Optimizer	AdamW
Epsilon(of optimizer)	1e-5
Dropout probability	0.2
Loss Function	Cross Entropy

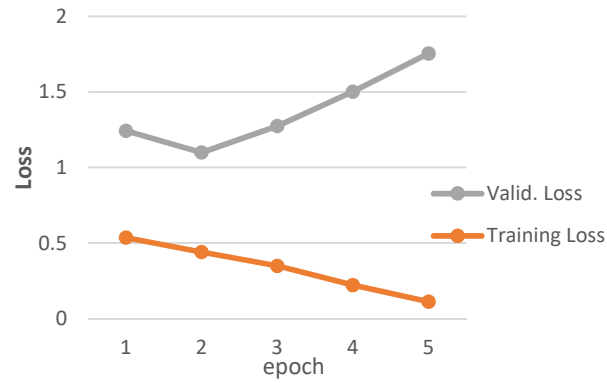


Figure 5 - Loss changes according to the number of epochs

Evaluation Results of models can be seen in Figure 6 and Figure 7. As can be seen MWPBert achieved the best result on most of the performance measures.

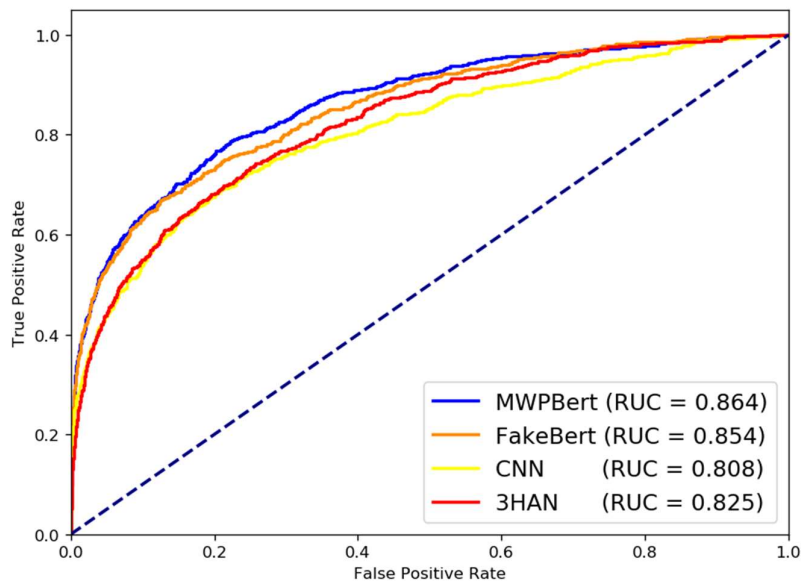


Figure 6 - Receiver Operation Curve of models

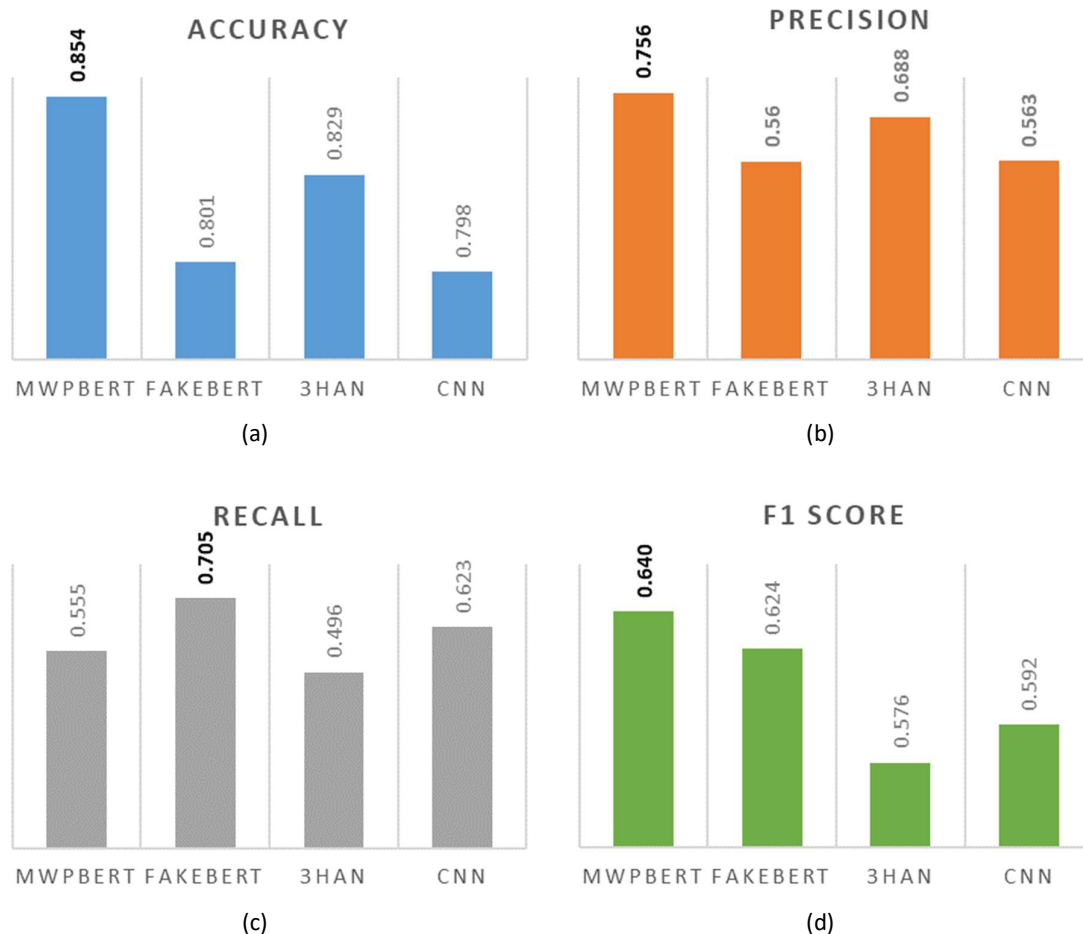


Figure 7 - Experiment Results: (a): accuracy; (b): Precision, (c): Recall; (d): F1 Score

5.2 Evaluation of hypotheses

In addition to comparing our proposed model to other solutions, we wanted to answer some questions about the hypotheses we had in mind in designing our model. These questions were as follows:

- Does the use of two parallel BERT improve the performance of the model?
- Is it reasonable to use *MaxWorth* algorithm instead of traditional text summarization methods?
- Does the complexity of the output network affect model performance?
- Does input text length affect model performance?

To answer these questions, we conducted some experiments, the result of which are presented in the rest of this section.

5.2.1 Parallelization of two BERT

In the proposed model, we said that the two BERT networks encode the headline and the news summary in parallel, and their output is concatenated for classification. To understand the positive effect of this parallelism, it is enough to compare the results of the proposed model with the MWPBert model, which use only one BERT to encode the first 512 words of headline and selected text span together. The results of this comparison are shown in Table

6. As can be seen, the performance results of MWPBert with parallelization are better than the single BERT model, indicating that using two parallel BERT has been helpful.

Table 6 - Effect of parallelization on performance

Model	Accuracy	Precision	Recall	F1 Score	RUC
MWBERT (One Bert)	0.847	0.846	0.422	0.563	0.848
MWPBert (2 parallel BERT)	0.854	0.756	0.555	0.640	0.863

5.2.2 Span selection method

In our proposed model, we said that for selecting the appropriate part of news text for feeding into BERT, instead of using the traditional summarization methods, we use the *MaxWorth* algorithm and find the piece of text that has the most value to be checked. To verify this choice, we once summarized the text using TFIDF and used that summary and once again fed the first 512 tokens of text into BERT without any summarization. The results of these experiments is shown in Table 7. As can be seen, *MaxWorth* has done slightly better than others in this subject.

Table 7 - Effect of text span selection method on performance

Selection method	Accuracy	Precision	Recall	F1 Score	RUC
MaxWorth	0.854	0.756	0.555	0.640	0.863
TFIDF	0.810	0.579	0.693	0.631	0.849
First 512 word	0.847	0.846	0.422	0.560	0.848

5.2.3 Output Network architecture

In Section 4, we argued that the architecture of the output network should be as simple as possible so that the Bert Self-attention mechanism can work well. To investigate this claim, we have compared our 3 BERT-based models of different output networks. As the simple output network model, we used a model without check-worthy text selection, having only one BERT layer for headline and text, followed by a dropout and a linear neural network. The first complex model is the same FakeBERT model that we introduced before. As mentioned earlier, FakeBERT has a complex output network, including three convolutional neural networks and many other helper layers. In another architecture design, we added two LSTM layers and two layers of dropout to the output network of the simple output model, that is mentioned above. As the results of experiments can be seen in Table 8, complex output networks add nothing more to these BERT-based models.

Table 8 - Effect of output network architecture on performance

Output Network (Model)	Accuracy	Precision	Recall	F1 Score	RUC
Complex CNNs (FakeBERT)	0.801	0.560	0.705	0.624	0.854
LSTM (MWPBert)	0.845	0.703	0.582	0.637	0.840
Linear (MWPBert)	0.854	0.756	0.555	0.640	0.863

5.2.4 Input size

Training time increases by increasing the size of the input. So we must have good reasons for increasing the input size. We decided to measure the performance of the model by varying the input length in a model with the single BERT layer to see how increasing the input length would be a good option for us. Therefore, we trained the single BERT model with three different sizes of input: 128, 256, and 512. As seen in Table 9, increasing the size of input slightly improves the performance of the model. However, bigger input sizes require more memory and we can not increase input size to any desired value due to our computing facilities.

Table 9 - Effect of input length on performance

Input size	Accuracy	Precision	Recall	F1 Score	RUC
128	0.751	0.480	0.770	0.592	0.850
256	0.811	0.580	0.698	0.634	0.857
512	0.847	0.846	0.422	0.563	0.848

6 Conclusion and Future works

Fake news detection is a text classification task that, due to its nature, has unique features in addition to general texts. Among other features, news can be long, not all news items are equally crucial in veracity detection, and they have a headline. We tried to design a classifier based on these features that would work best. To do this, we extracted the headline from news and the most valuable part of the news to check from its text using the *MaxWorth* algorithm. We then encoded them using two parallel BERT networks and fed them into a linear classifier. The results showed that the choices made were the right choices.

To get better results in fake news detection using deep neural networks, what we need most is more data. With a larger dataset, we can also use the larger transformer models, which can learn better with more parameters. Therefore, one of the most important things to do in the future is to collect as much fake news as possible. Some pretrained models of BERT is multi-language. So we can try to see how much learned weights in one language can be transferred to another. In this way, not only our fake news samples can be gathered from different languages, but also we will have a tool to verify the news in low-resource languages. Another of our plans is to use other existing modalities about the news to detect that it is fake or not. These modalities can be the context of news, including comments and feedback on social networks, non-textual news modalities such as photos, videos, and audio, and how news is published on social networks.

7 References

- [1] P. Meel, D.K. Vishwakarma, Fake news, rumor, information pollution in social media and web: A contemporary survey of state-of-the-arts, challenges and opportunities, *Expert Syst. Appl.* 153 (2020). <https://doi.org/10.1016/j.eswa.2019.112986>.
- [2] S. Albawi, T.A. Mohammed, S. Al-Zawi, Understanding of a convolutional neural network, in: *2017 Int. Conf. Eng. Technol.*, 2017: pp. 1–6.
- [3] K. Kowsari, K. Jafari Meimandi, M. Heidarysafa, S. Mendu, L. Barnes, D. Brown, Text classification algorithms: A survey, *Information*. 10 (2019) 150.
- [4] T. Wolf, L. Debut, V. Sanh, J. Chaumond, C. Delangue, A. Moi, P. Cistac, T. Rault, R. Louf,

- M. Funtowicz, Huggingface's transformers: State-of-the-art natural language processing, ArXiv Prepr. ArXiv1910.03771. (2019).
- [5] J. Devlin, M.W. Chang, K. Lee, K. Toutanova, BERT: Pre-training of deep bidirectional transformers for language understanding, NAACL HLT 2019 - 2019 Conf. North Am. Chapter Assoc. Comput. Linguist. Hum. Lang. Technol. - Proc. Conf. 1 (2019) 4171–4186.
 - [6] X. Zhou, R. Zafarani, A Survey of Fake News: Fundamental Theories, Detection Methods, and Opportunities, ACM Comput. Surv. 53 (2020). <https://doi.org/10.1145/3395046>.
 - [7] S. Qian, J. Wang, J. Hu, Q. Fang, C. Xu, Hierarchical Multi-modal Contextual Attention Network for Fake News Detection, SIGIR 2021 - Proc. 44th Int. ACM SIGIR Conf. Res. Dev. Inf. Retr. (2021) 153–162. <https://doi.org/10.1145/3404835.3462871>.
 - [8] S. Kwon, M. Cha, K. Jung, W. Chen, Y. Wang, Prominent features of rumor propagation in online social media, in: Proc. - IEEE Int. Conf. Data Mining, ICDM, 2013. <https://doi.org/10.1109/ICDM.2013.61>.
 - [9] K. Shu, S. Wang, H. Liu, Exploiting Tri-Relationship for Fake News Detection, Arxiv.Org. (2017). <https://doi.org/None>.
 - [10] K. Wu, S. Yang, K.Q. Zhu, False rumors detection on Sina Weibo by propagation structures, in: Proc. - Int. Conf. Data Eng., 2015. <https://doi.org/10.1109/ICDE.2015.7113322>.
 - [11] X. Zhou, J. Cao, Z. Jin, F. Xie, Y. Su, J. Zhang, D. Chu, X. Cao, Real-time news certification system on sina weibo, in: WWW 2015 Companion - Proc. 24th Int. Conf. World Wide Web, 2015. <https://doi.org/10.1145/2740908.2742571>.
 - [12] S. Vosoughi, D. Roy, S. Aral, The spread of true and false news online, Science (80-.). (2018). <https://doi.org/10.1126/science.aap9559>.
 - [13] J.S. Shim, Y. Lee, H. Ahn, A link2vec-based fake news detection model using web search results, Expert Syst. Appl. 184 (2021) 115491. <https://doi.org/10.1016/j.eswa.2021.115491>.
 - [14] J. Thorne, A. Vlachos, Automated Fact Checking: Task formulations, methods and future directions, (2018). <http://arxiv.org/abs/1806.07687>.
 - [15] I. Dagan, B. Dolan, B. Magnini, D. Roth, Recognizing textual entailment: Rational, evaluation and approaches, Nat. Lang. Eng. (2009). <https://doi.org/10.1017/S1351324909990209>.
 - [16] J.Z. Pan, S. Pavlova, C. Li, N. Li, Y. Li, J. Liu, Content based fake news detection using knowledge graphs, in: Lect. Notes Comput. Sci. (Including Subser. Lect. Notes Artif. Intell. Lect. Notes Bioinformatics), Springer, 2018: pp. 669–683. https://doi.org/10.1007/978-3-030-00671-6_39.
 - [17] A. Bordes, N. Usunier, A. Garcia-Durán, J. Weston, O. Yakhnenko, Translating embeddings for modeling multi-relational data, in: Adv. Neural Inf. Process. Syst., 2013.
 - [18] M. Ott, Y. Choi, C. Cardie, J.T. Hancock, Finding deceptive opinion spam by any stretch of the imagination, in: ACL-HLT 2011 - Proc. 49th Annu. Meet. Assoc. Comput. Linguist. Hum. Lang. Technol., 2011.
 - [19] L. Li, B. Qin, W. Ren, T. Liu, Document representation and feature combination for deceptive spam review detection, Neurocomputing. (2017). <https://doi.org/10.1016/j.neucom.2016.10.080>.
 - [20] M. Abouelenien, V. Pérez-Rosas, B. Zhao, R. Mihalcea, M. Burzo, Gender-based multimodal deception detection, in: Proc. ACM Symp. Appl. Comput., Association for

- Computing Machinery, New York, New York, USA, 2017: pp. 137–144. <https://doi.org/10.1145/3019612.3019644>.
- [21] V. Pérez-Rosas, B. Kleinberg, A. Lefevre, R. Mihalcea, Automatic Detection of Fake News, (2018) 3391–3401. <https://www.aclweb.org/anthology/C18-1287/> (accessed November 5, 2019).
 - [22] H. Karimi, J. Tang, Learning hierarchical discourse-level structure for fake news detection, NAACL HLT 2019 - 2019 Conf. North Am. Chapter Assoc. Comput. Linguist. Hum. Lang. Technol. - Proc. Conf. 1 (2019) 3432–3442. <https://doi.org/10.18653/v1/n19-1347>.
 - [23] T.M. Mitchell, The Discipline of Machine Learning, Mach. Learn. (2006). <https://doi.org/10.1080/026404199365326>.
 - [24] G. Gravanis, A. Vakali, K. Diamantaras, P. Karadais, Behind the cues: A benchmarking study for fake news detection, Expert Syst. Appl. 128 (2019). <https://doi.org/10.1016/j.eswa.2019.03.036>.
 - [25] F. Monti, F. Frasca, D. Eynard, D. Mannion, M.M. Bronstein, Fake News Detection on Social Media using Geometric Deep Learning, (2019) 1–15. <http://arxiv.org/abs/1902.06673>.
 - [26] M.M. Bronstein, J. Bruna, Y. Lecun, A. Szlam, P. Vandergheynst, Geometric Deep Learning: Going beyond Euclidean data, IEEE Signal Process. Mag. 34 (2017). <https://doi.org/10.1109/MSP.2017.2693418>.
 - [27] Y. Long, Q. Lu, R. Xiang, M. Li, C.-R. Huang, Fake News Detection Through Multi-Perspective Speaker Profiles, Proc. Eighth Int. Jt. Conf. Nat. Lang. Process. Volume 2: (2017).
 - [28] A. Roy, K. Basak, A. Ekbal, P. Bhattacharyya, A Deep Ensemble Framework for Fake News Detection and Classification, (2018). <https://arxiv.org/abs/1811.04670v1> (accessed October 4, 2021).
 - [29] A. Thota, P. Tilak, S. Ahluwalia, N. Lohia, Fake News Detection: A Deep Learning Approach, SMU Data Sci. Rev. 1 (2018). <https://scholar.smu.edu/datasciencereview/vol1/iss3/10> (accessed October 4, 2021).
 - [30] F. Pierri, S. Ceri, False news on social media: A data-driven survey, SIGMOD Rec. 48 (2019) 18–32. <https://doi.org/10.1145/3377330.3377334>.
 - [31] W.Y. Wang, “Liar, liar pants on fire”: A new benchmark dataset for fake news detection, in: ACL 2017 - 55th Annu. Meet. Assoc. Comput. Linguist. Proc. Conf. (Long Pap., 2017). <https://doi.org/10.18653/v1/P17-2067>.
 - [32] S.J. Pan, Q. Yang, A survey on transfer learning, IEEE Trans. Knowl. Data Eng. 22 (2009) 1345–1359.
 - [33] Y. Goldberg, O. Levy, word2vec Explained: deriving Mikolov et al.’s negative-sampling word-embedding method, ArXiv Prepr. ArXiv1402.3722. (2014).
 - [34] J. Pennington, R. Socher, C.D. Manning, Glove: Global vectors for word representation, in: Proc. 2014 Conf. Empir. Methods Nat. Lang. Process., 2014: pp. 1532–1543.
 - [35] M.E. Peters, M. Neumann, L. Zettlemoyer, W.T. Yih, Dissecting contextual word embeddings: Architecture and representation, in: Proc. 2018 Conf. Empir. Methods Nat. Lang. Process. EMNLP 2018, 2020. <https://doi.org/10.18653/v1/d18-1179>.
 - [36] A. Alec, Radford, K. Narasimhan, T. Salimans, I. Sutskever, Improving language understanding with unsupervised learning., OpenAI Blog. (2018).
 - [37] D. Bahdanau, K.H. Cho, Y. Bengio, Neural machine translation by jointly learning to align and translate, in: 3rd Int. Conf. Learn. Represent. ICLR 2015 - Conf. Track Proc., 2015.

- [38] M.T. Luong, H. Pham, C.D. Manning, Effective approaches to attention-based neural machine translation, in: *Conf. Proc. - EMNLP 2015 Conf. Empir. Methods Nat. Lang. Process.*, 2015. <https://doi.org/10.18653/v1/d15-1166>.
- [39] A. Vaswani, N. Shazeer, N. Parmar, J. Uszkoreit, L. Jones, A.N. Gomez, Ł. Kaiser, I. Polosukhin, Attention is all you need, in: *Adv. Neural Inf. Process. Syst.*, 2017.
- [40] P. Rajpurkar, J. Zhang, K. Lopyrev, P. Liang, SQuad: 100,000+ questions for machine comprehension of text, in: *EMNLP 2016 - Conf. Empir. Methods Nat. Lang. Process. Proc.*, 2016. <https://doi.org/10.18653/v1/d16-1264>.
- [41] A. Williams, N. Nangia, S.R. Bowman, A broad-coverage challenge corpus for sentence understanding through inference, in: *NAACL HLT 2018 - 2018 Conf. North Am. Chapter Assoc. Comput. Linguist. Hum. Lang. Technol. - Proc. Conf.*, 2018. <https://doi.org/10.18653/v1/n18-1101>.
- [42] N. Hassan, F. Arslan, C. Li, M. Tremayne, Toward automated fact-checking: Detecting check-worthy factual claims by claimbuster, in: *Proc. ACM SIGKDD Int. Conf. Knowl. Discov. Data Min.*, 2017. <https://doi.org/10.1145/3097983.3098131>.
- [43] K. Shu, D. Mahudeswaran, S. Wang, D. Lee, H. Liu, FakeNewsNet: A Data Repository with News Content, Social Context, and Spatiotemporal Information for Studying Fake News on Social Media, *Big Data*. 8 (2020) 171–188. <https://doi.org/10.1089/big.2020.0062>.
- [44] S. Singhanian, N. Fernandez, S. Rao, 3HAN: A Deep Neural Network for Fake News Detection, *Lect. Notes Comput. Sci. (Including Subser. Lect. Notes Artif. Intell. Lect. Notes Bioinformatics)*. 10635 LNCS (2017) 572–581. https://doi.org/10.1007/978-3-319-70096-0_59.
- [45] R.K. Kaliyar, A. Goswami, P. Narang, FakeBERT: Fake news detection in social media with a BERT-based deep learning approach, *Multimed. Tools Appl.* 80 (2021) 11765–11788. <https://doi.org/10.1007/s11042-020-10183-2>.