

Optimal Round and Sample-Size Complexity for Partitioning in Parallel Sorting

Wentao Yang
University of Illinois at
Urbana-Champaign
wentaoy2@illinois.edu

Vipul Harsh
University of Illinois at
Urbana-Champaign
vharsh2@illinois.edu

Edgar Solomonik
University of Illinois at
Urbana-Champaign
solomon2@illinois.edu

ABSTRACT

State-of-the-art parallel sorting algorithms for distributed-memory architectures are based on computing a balanced partitioning via sampling and histogramming. By finding samples that partition the sorted keys into evenly-sized chunks, these algorithms minimize the number of communication rounds required. Histogramming (computing positions of samples) guides sampling, enabling a decrease in the overall number of samples collected. We derive lower and upper bounds on the number of sampling/histogramming rounds required to compute a balanced partitioning. We improve on prior results to demonstrate that when using p processors/parts, $O(\log^* p)$ rounds with $O(p/\log^* p)$ samples per round suffice. We match that with a lower bound that shows any algorithm requires at least $\Omega(\log^* p)$ rounds with $O(p)$ samples per round. Additionally, we prove the $\Omega(p \log p)$ samples lower bound for one round, showing the optimality of sample sort in this case. To derive the lower bound, we propose a hard randomized input distribution and apply classical results from the distribution theory of runs.

KEYWORDS

parallel sorting; data partitioning;

1 INTRODUCTION

1.1 Background

Sorting a distributed array (a common problem and widely used primitive) is challenging due to the communication overhead needed to infer a load-balanced partition of the global order of the data items, especially for sorting large scale data. Modern parallel sorting algorithms minimize data movement by first computing an approximately balanced partitioning of the global order, then sending data directly to the destination processor. Among the simplest such algorithms is *sample sort* [12], which infers the partitioning by collecting a sample of data items of each processor and by picking evenly spaced samples as splitters that are close to quantiles in the global order. Sample sort achieves a balanced partitioning with p processors given a sample size of $\Theta(p \log p)$, but such a sample can become expensive to store/process for large p , such as in a work by Cheng et al. [10], where p is often in the order of hundred thousands. Multi-round sampling can be used to lower the total sample size, by *histogramming* [16, 21] samples and drawing subsequent samples from a subset of the global input range. Specifically, a *histogram* of a sample gives the rank in the global order of each item in the sample. For example, the *Histogram sort with sampling*

algorithm has been shown to require $O(\log \log p)$ rounds of $O(p)$ samples to achieve a balanced partitioning.

There is a fundamental tradeoff between the total sample size and the total of number of sampling/histogramming rounds (which can be thought of as a BSP super-step). Less rounds (or BSP supersteps) are preferred since there is a high overhead of executing a superstep in terms of executing the sampling/histogramming which requires a global reduction. A small sample size is preferred to minimize communication cost and the cost of each BSP superstep. However, the exact relationship of the tradeoff, as well as the optimal round complexity and sample complexity remain open problems.

1.2 Our contribution

In this paper, we aim to address these problems. Our contribution is twofold. First, we provide a tighter analysis of Histogram sort with sampling [15]. We demonstrate that with a total sample size complexity of $O(p)$ using $O(\log^* p)$ rounds¹ of sampling followed by histogramming (Section 2) suffices to achieve a balanced partition with high probability. We refer to the adjusted sampling/histogramming stage of the HSS algorithm as *Histogram Partitioning*. Secondly, we show that the sample size and round complexity of the approach are optimal by proving (Section 3) that with $O(p)$ samples per round, $\Omega(\log^* p)$ rounds are necessary for any randomized algorithm to compute a balanced partitioning. To prove this lower bound, we design a difficult input distribution and apply Yao's principle to derive the results, then apply classical distribution theory of success runs. A corollary of our lower bounds is that, since any one round algorithm requires $\Omega(p \log p)$ samples - Sample sort, HSS with one round, AMS-sort [2] are essentially optimal in terms of sample size complexity. Figure 1 illustrates the various tradeoff points between the number of sampling/histogramming rounds vs the total sample size and our lower bounds.

1.3 Related work

In data-heavy large scale settings, often it's infeasible to move data multiple times. Hence, large scale parallel sorting algorithms [2, 15, 21, 22] first determine a set of $p - 1$ splitters to split the data into p buckets (p is the total number of processors). The set of splitters are broadcast to all processors and each processor sends keys falling between the $(i - 1)$ th and the i th splitter to i th processor. The choice of the splitters directly determines how load balanced the final data is across processors. Often, algorithms [2, 15] provide an extra guarantee that each processor would end up with no more than $N(1 + \epsilon)/p$ keys where N is the total number of keys across all

2022.

¹We use the following definition of $\log^* x$ for any positive real number x : $\log^* x = 0$ if $x \leq 1$, $\log^* x = 1 + \log^*(\log x)$ if $x > 1$.

processors. Past works on parallel sorting have extensively studied algorithms that efficiently compute the set of splitters (also referred to as a partition) that guarantee $(1 + \epsilon)$ load imbalance. The data-partitioning algorithm is also the focus of this paper. The final part of parallel sorting is the data exchange phase where each processor sends data to each other based on the splitters. Efficient data-exchange algorithms is outside the scope of this paper. We refer the reader to [2] for a study.

Sample sort [12], an early parallel sorting algorithm achieves this by sampling keys either randomly [8] or evenly across all processors [19], requiring a total sample size of $O(p \log p / \epsilon^2)$. Histogramming is the process of carrying out a reduction across all processors to obtain the ranks of all sampled keys. Histogramming allows the partitioning algorithm to make a more informed choice and reduces the sample size requirements. AMS-sort with 1 round of sampling/histogramming requires $O(p(\log p + 1/\epsilon))$ samples. We note that the sample size is directly proportional to the communication cost of the data partitioning step [15], hence algorithms aim to minimize the sample size.

One could achieve a significantly lower sample size complexity by repeated rounds of sampling followed by histogramming [15, 22]. Histogram sort with Sampling (HSS) [15] achieves a sample size complexity of $O(p \log \log p)$ with $O(\log \log p)$ rounds of sampling/histogramming, while Hyksort with a slightly different sampling algorithm achieves a sample size complexity of $O(p \log p)$ [15]. Note that in this work, we focus on sample sort and histogram sort-like algorithms, which requires a reduction of samples to one processor and a broadcast of data from that processor to others. We refer the reader to [15] for a detailed review of these algorithms.

The optimal communication cost for parallel sorting algorithms in a general BSP model has been previously studied by Goodrich [13]. Goodrich [13] gives an optimal algorithm that requires $O\left(\frac{\log N}{\log h+1}\right)$ rounds with each processor sending and receiving at most $h = \Theta(N/p)$ items per round. Goodrich also proves a tight round lower bound $\Omega\left(\frac{\log N}{\log h+1}\right)$. Our lower bound analysis applies in a more restricted setting, which we discuss in Section 1.5.

To the best of our knowledge, our analysis is the first to apply the distribution theory of runs [20], which quantify the frequency of sequences of successes in a series of random trials, to analysis of parallel sorting/partitioning. Note that at each superstep, we only quantify runs of a certain size, which suffices to prove the lower bound. There are other variants of the result that we use, and one may be able to derive a tighter bound by applying a more involved variant. Further information on the topic may be found in prior surveys of topics related to the distribution theory of runs [3].

1.4 Problem Statement

Let $A(1), \dots, A(N)$ be an input sequence of keys (without duplicates) distributed across p processing elements, such that each processor has $\frac{N}{p}$ keys. We assume that the keys could be of any data type, so that the algorithm is purely comparison based. Let $R(k)$ denote the rank of key k in the array A and let $I(r)$ denote the key of rank r . The goal of parallel sorting is to sort the input keys, so that the i th processor owns a the i th subsequence of the sorted keys $I(1), \dots, I(N)$ at most $(1 + \epsilon)N/p$ keys. The goal of the partitioning

algorithm is to determine $p - 1$ splitter keys s_1, s_2, \dots, s_{p-1} which divide the input range into p buckets. We refer to the set of splitter keys as a partition. We wish to achieve a well-balanced partition so that the size of each bucket is small. We choose s_0 and s_p such that $R(s_0) = 0$ and $R(s_p) = N$ for notational convenience.

Definition 1.1. A partition $(s_0 \leq s_1 \leq s_2 \dots \leq s_p)$ is $(1 + \epsilon)$ -balanced if $R(s_{i+1}) - R(s_i) \leq (1 + \epsilon) \frac{N}{p} \forall i \in \{1, \dots, p\}$.

Table 1 defines further notation used in the algorithm and the lower bound proofs.

algorithm	p	number of processors sorting keys
	N	number of keys to sort
	$A(j)$	the j th input key
	$R(i)$	initial index of the key ranked i th globally
	$I(r)$	key with rank r in the overall global order
	Y_j	the set of input keys that are sampled from in the j th round
lower bound	C	the number of sub-intervals in each interval (same as the number of contiguous sequences in the first round)
	T	the number of supersteps that need to be proved
	D_i	the number of contiguous sequences at superstep i
	Q_i	the number of intervals in each contiguous sequence at superstep i
	K_i	the number of samples available for each interval on average at superstep i

Table 1: Notation used in the paper

1.5 Cost and Execution Model

In this work, we restrict our attention to sample-sort and histogram-sort like algorithms in the BSP model. This allows us to prove a different lower bound on round complexity than the previously mentioned result by Goodrich in the general setting of parallel sorting in the BSP model [13]. Our lower bound also applies to the Map-Reduce model, in which only one-to-all and all-to-one communications are allowed.

We analyze partitioning algorithms based on the total number of samples collected and the number of sampling/histogramming rounds.

These bounds naturally correspond to round/synchronization complexity and communication cost in multiple models. One such model is the bulk synchronous parallel (BSP) [23]. In the BSP model, the algorithms proceeds in *supersteps* (rounds). In each superstep,

- each processor spends a fixed amount of time performing local computation,
- each processor sends/receives message up to a given total size (h) to/from other processors.

Our algorithm and lower bound for the cost of partitioning apply in a BSP setting with $h = p$, but also require that only $O(p)$ distinct keys are collected/communicated at each step. To align our setting with that of Goodrich [13], we would need $h = \Theta(p) = \Theta(n/p)$, in which case the Goodrich's algorithm requires a constant number of rounds, as it leverages communication/exchange $O(hp)$ total keys per round instead of $O(h)$. We further note that our lower bound applies to the weaker problem of finding a $(1 + \epsilon)$ -balanced partitioning as opposed to complete parallel sorting.

Our results also lead to complexity bounds for algorithms in the massively parallel computing (MPC) model [17]. MPC model is very similar to the BSP model, but it focuses on bounding the number of rounds (supersteps) in a distributed algorithm, given a limit on the amount of memory. In partitioning algorithms $\Theta(\frac{N}{p} + p)$ memory

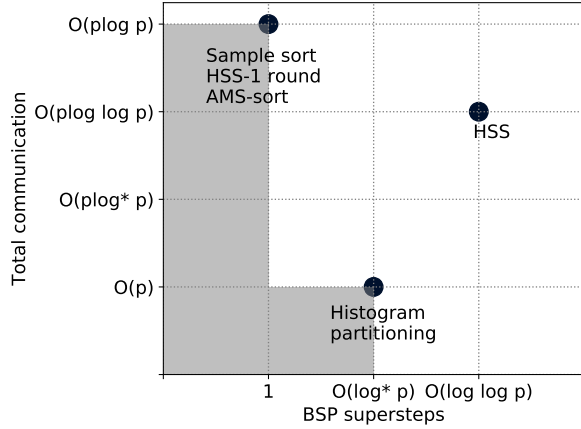


Figure 1: Complexity of histogram/sample-sort approaches in BSP supersteps and total communication. Histogram partitioning is the sampling/histogramming approach introduced and analyzed in this paper. The shaded region represents our lower bounds, no algorithm based on global sampling can be strictly inside the region.

is typically used to store local data and the partition. Our algorithm requires $O(\frac{N}{p} + p)$ memory and $O(\log^* p)$ rounds, and our tight lower bound still holds in the setting given similar restrictions. This constitutes a reduction in memory footprint by $\Theta(\log p)$ with respect to sample sort. Figure 1 provides a summary of the lower and upper bounds we introduce, as well as past work (HSS [15]).

2 SAMPLE ROUND COMPLEXITY UPPER BOUND AND FAST ALGORITHM

In this section, we review the HSS algorithm [15], expressed for a more general sample size. We then analyze the histogramming/sampling stage with a different choice of sampling ratios, which yields our Histogram Partitioning approach. When seeking a $(1 + \epsilon)$ -balanced partitioning with constant ϵ , the new analysis shows that $O(\log^* p)$ rounds and $O(p)$ communication volume suffice, as opposed to $O(\log \log p)$ rounds and $O(p \log \log p)$ communication volume [15].

2.1 Histogram Sort with Sampling

We first describe the histogram sort with sampling algorithm from [15] for a general sampling ratio. In each round, the HSS algorithm computes a histogram of a sample of keys. A histogram of keys a_1, \dots, a_q is given by their global ranks $R(a_1), \dots, R(a_q)$. The global ranks are computed by summing (reduction) of the local ranks of the keys a_1, \dots, a_q within the set of keys assigned to each processor. Each histogram serves to narrow down the range of keys out of which the subsequent samples are collected, with the aim of finally finding keys a_1, \dots, a_{p-1} whose global ranks give an accurate (load-balanced) splitting, namely $R(a_i) \in [i\frac{N}{p}, i(1 + \epsilon)\frac{N}{p}]$. We refer to such an a_i as a ‘valid splitter’.

Let the set of keys from which a sample is collected in the i th round of HSS be γ_i . In general, given two keys a, b with $a < b$,

we define an interval $[a, b]$ as the set keys in the input sequence that are greater than a and smaller than b . Initially, all keys may be part of the sample, so $\gamma_1 = [I(1), I(N)]$ (recall $I(x)$ denotes the key with rank x). HSS maintains bounds for each of the $p - 1$ splitters, which are successively improved. In the i th round the bounds for splitter j are $[L_i(j), U_i(j)]$, with $L_1(j) = I(1)$, $U_1(j) = I(N)$ for all $j \in \{1, \dots, p - 1\}$. The set of keys from which HSS collects a sample is given by the union of the bounds for all splitters which the algorithm has not yet determined. For a choice of sampling ratio s_i , the HSS algorithm computes the following steps at the i th round:

- each processor collects a local sample by selecting any local key in γ_i with probability s_i
- the combined sample a_1, \dots, a_η is gathered globally, (e.g., by gathering all sample keys to one processor then broadcasting to all processors),
- each processor computes a local histogram of the sample,
- a global histogram $H = \{h_1, \dots, h_\eta\}$, $h_j = R(a_j)$ is computed by reduction of local histograms,
- if any $H \ni h_j \in [\eta\frac{N}{p}, \eta(1 + \epsilon)\frac{N}{p}]$, the corresponding sample a_j is a valid η^{th} splitter (if all $p - 1$ valid splitters have been found, broadcast them, redistribute keys so that processor i receives keys between the i^{th} and $(i + 1)^{\text{th}}$ splitters, sort locally, and terminate),
- let the set of intervals for which no valid splitter has been found be W_i , then for all $\eta \in W_i$, update the splitter bounds using the new histogram,

$$L_{i+1}(\eta) = \max\left(L_i(\eta), \max_{h_j \in H, h_j < \eta\frac{N}{p}}(h_j)\right), \quad \text{and}$$

$$U_{i+1}(\eta) = \min\left(U_i(\eta), \min_{h_j \in H, h_j > \eta\frac{N}{p}(1 + \epsilon)}(h_j)\right)$$

- define $\gamma_{i+1} = \cup_{k \in W_i} [L_{i+1}(k), U_{i+1}(k)]$ and communicate it to all processors by broadcasting any distinct updated intervals or valid splitters.

In [15], the sampling ratio at each round is determined by seeking a total sample of a fixed size ($O(p)$) at each step. In this work, we consider a constant ϵ and set $s_i = \frac{3N}{|\gamma_i| \log^* p}$, such that the expected number of samples in the i^{th} round is $\frac{ps_i|\gamma_i|}{N} = \frac{3p}{\log^* p}$. This choice allows us to obtain a total communication volume of $O(p)$, since $O(p)$ communication suffices for both sampling and communicating all splitter updates (the latter can also be done by each processor redundantly without communication). In the next subsection, we show that w.h.p. $O(\log^* p)$ rounds of HSS suffice with this choice of sample ratio. If aiming to achieve a small (non-constant) ϵ , $O(\log(\frac{1}{\epsilon}))$ histogramming rounds with $O(p)$ communication volume per round are required, following the approach/analysis in [15]. Consequently, henceforth we focus on $\epsilon = 1$.

2.2 Main result

We show that the modified HSS algorithm (which we refer to as Histogram Partitioning), finishes in $O(\log^* p)$ rounds and requires $O(p)$ samples in total (stated in Theorem 2.7). Our analysis is based on the intuition that the algorithm can be interpreted as a randomized string cutting process. We can think of the global input of

keys (in sorted order) as a string of length N . Sampling a random key of rank r is equivalent to cutting the string at the r^{th} of N points. Each substring that is long enough yields an independent partitioning subproblem. Every Histogram Partitioning round cuts each substring in as many random points as the number of samples selected from that subrange.

Our analysis is based on 2 phases. In the first of phase, there are still few substrings, so the sampling density is low. In the second phase, many of valid splitters have already been found, so the total length of all substring is relatively small. We now define these phases formally and show that both complete in $O(\log^* p)$ rounds.

Definition 2.1. A splitter s_k is achieved in round i if a sample is picked in round i from the rank range $[\frac{Nk}{p}, \frac{Nk}{p} + \frac{N}{p}]$

We split the iterations of Algorithm 2.1 into two phases. In the first phase, we show the partitioning algorithm makes progress so that $O(\frac{p}{\log^* p})$ new splitters are achieved in each iteration (Theorem 2.3). In the second phase, in each iteration the number of unachieved splitters goes down quickly according to the \log^* function. (Theorem 2.5).

- Phase 1: Iterations where the number of unachieved splitters exceeds $\frac{p}{\log^* p}$ before the start of the iteration.
- Phase 2: Iterations where the number of unachieved splitters is at most $\frac{p}{\log^* p}$ before the start of the iteration.

Since the total number of samples in each round is fixed ($\frac{3p}{\log^* p}$ in expectation), we only need to bound the number of iterations for a complete analysis. We show that both phases of the algorithm finish in $O(\log^* p)$ iterations with high probability (w.h.p.).

Our analysis keeps track of the size of the set of input keys that are sampled from at the j^{th} step, γ_j . The size of γ_j decreases whenever adjacent splitters are achieved. Hence, if most splitters have been achieved, the length of the input cannot be much larger than the set of intervals corresponding to unachieved splitters.

LEMMA 2.2. If at the start of the j^{th} step of the Histogram Partitioning algorithm, k splitters are unachieved, $|\gamma_j| \leq \frac{3kN}{p}$.

PROOF. The Histogram Partitioning algorithm defines γ_j as the union of bounds of unachieved splitter intervals after step $j - 1$. Consequently, γ_j consists of up to k disjoint intervals I_1, \dots, I_t . The number of target intervals $[Nl, \frac{Nl}{p} + \frac{N}{p}]$ for $l \in \{1, \dots, p - 1\}$ contained in any I_j is $u_j \geq \max(1, \frac{|I_j| - \frac{2N}{p}}{p})$. Since any target interval that is contained in some I_j corresponds to an unachieved splitter, there can be at most k such intervals. Further, since $k \geq \sum_{l=1}^t u_l \geq \sum_{l=1}^t \frac{|I_l| - \frac{2N}{p}}{p}$,

$$|\gamma_j| = \sum_{l=1}^t |I_l| \leq k \frac{N}{p} + 2t \frac{N}{p} \leq 3k \frac{N}{p}.$$

□

We next derive a lower bound for the probability of a previously unachieved splitter being achieved in round j . Note that the sampling method ensures that sampling in disjoint intervals is independent.

LEMMA 2.3. If at the start of the j^{th} step of the Histogram Partitioning algorithm, $k \geq p/\log^* p$ splitters are unachieved (Phase 1), then the probability that a given unachieved splitter is achieved during the j^{th} step is at least $\frac{p}{2k \log^* p}$.

PROOF. Note that from Lemma 2.2, we have $\gamma_j \leq \frac{3kN}{p}$. The j^{th} round of Histogram Partitioning samples elements in γ_j with probability $s_j = \frac{3p}{\gamma_j \log^* p}$. The probability that a previously unachieved splitter j is achieved is then given by the probability that at least one of the N/p keys in the corresponding interval is sampled,

$$\begin{aligned} 1 - (1 - s_j)^{\frac{N}{p}} &= 1 - \left(1 - \frac{3p}{\gamma_j \log^* p}\right)^{\frac{N}{p}} \\ &\geq 1 - \left(1 - \frac{p^2}{kN \log^* p}\right)^{\frac{N}{p}} \\ &\geq 1 - e^{-\frac{p}{k \log^* p}} \\ &\geq \frac{p}{k \log^* p} - \frac{1}{2} \left(\frac{p}{k \log^* p}\right)^2 \\ &\geq \frac{p}{k \log^* p} - \frac{1}{2} \left(\frac{p}{k \log^* p}\right) = \frac{p}{2k \log^* p}. \end{aligned}$$

The last inequality uses that $\frac{p}{k \log^* p} \leq 1$, which follows from $k \geq \frac{p}{\log^* p}$ since the algorithm is in Phase 1. □

Combining lemmas 2.2 and 2.3 leads us to the bound for number of iterations for phase 1.

LEMMA 2.4. Phase 1 of the algorithm finishes (fewer than $p/\log^* p$ samples remain unachieved) after $O(\log^* p)$ iterations w.h.p..

PROOF. We use a multiplicative Chernoff's bound to show that in each iteration, at least $\frac{p}{3 \log^* p}$ new splitters are achieved with w.h.p.. Specifically, let X be the number of achieved splitters in the j round of phase 1. From Lemma 2.3, we have $\mathbb{E}[X] = k \frac{p}{2k \log^* p} = \frac{p}{2 \log^* p}$, where k is the number of unachieved splitters before the j round. We have $X = X_1 + X_2 + \dots + X_k$ where X_i is an indicator random variable with $X_i = 1$ if the i^{th} unachieved splitter is achieved in the j^{th} round. Note that the sampling method ensures that sampling in disjoint intervals are independent. Hence, all X_i 's are independent of each other. Using multiplicative Chernoff bounds, we get

$$\Pr[X < \frac{p}{3 \log^* p}] = \Pr\left[X < \frac{p}{2 \log^* p} \left(1 - \frac{1}{3}\right)\right] \leq e^{-\frac{p}{2 \log^* p} \frac{1}{3^2}}$$

which gives the high probability bound. □

We now bound the number of iterations needed for phase 2 to find all remaining unachieved splitters. In phase 2, the number of unachieved splitters are less than or equal to $\frac{p}{\log^* p}$ and the average number of samples per iteration is $\frac{cp}{\log^* p}$ for some constant c to be decided later. We first quantify the number of unachieved splitters after a round in phase 1, given a certain number of unachieved splitters before the round.

LEMMA 2.5. *If the number of unachieved splitters is $k \geq \frac{p}{t \log^* p}$ with $t \geq 1$ at the start of the j th iteration of the Histogram Partitioning algorithm, then the number of unachieved splitters after the j th iteration is at most $\max\left(\frac{p}{\log p \log^* p}, \frac{p}{t 2^t \log^* p}\right)$, w.h.p..*

PROOF. The sampling probability $s_j = \frac{cp}{\gamma_j \log^* p}$, where γ_j is the set of keys sampled from at the j th step, so that the total sample size is $\frac{cp}{\log^* p}$. By Lemma 2.2, $\gamma_j \leq \frac{3kN}{p}$. Thus, the probability that a previously unachieved splitter before the iteration remains unachieved after the iteration is

$$(1 - s_j)^{\frac{N}{p}} = \left(1 - \frac{cp}{\gamma \log^* p}\right)^{\frac{N}{p}} \leq \left(1 - \frac{cpt}{3N}\right)^{\frac{N}{p}} \leq e^{-\frac{ct}{3}} = 2.5^{-t} \quad (\text{choosing } c = 3 \log 2.5).$$

Since our sampling strategy is such that sampling within splitter intervals is independent, we can apply a multiplicative Chernoff bound.

More precisely, let X be the total number of splitters that remain unachieved after the iteration. We can write $X = X_1 + X_2 \dots X_k$, where k is the number of unachieved splitters before the iteration and X_i is an indicator random variable, with $X_i = 1$ denoting that the i th splitter remains unachieved after the iteration. We have $\mathbb{E}[X] = k 2.5^{-t}$. Since, all X_i 's are independent. Let $\alpha = \max(\bar{X}, k 2^{-t})$, where $\bar{X} = \frac{p}{\log p \log^* p}$. We note that if the number of unachieved splitters becomes smaller than \bar{X} at any point, then all splitters will be achieved after one more round using the analysis of sample sort or one round HSS [15].

Using Chernoff's bound², we get

$$\Pr[X \geq \alpha] = \Pr\left[X \geq \mathbb{E}[X] \left(1 + \frac{\alpha - \mathbb{E}[X]}{\mathbb{E}[X]}\right)\right] \leq e^{-\frac{B^2 \mathbb{E}[X]}{2}}$$

Where,

$$B = \frac{\alpha - \mathbb{E}[X]}{\mathbb{E}[X]} \geq \frac{k 2^{-t}}{k 2.5^{-t}} - 1 \geq \frac{2.5}{2} - 1 = 1/4$$

and

$$\begin{aligned} B \cdot \mathbb{E}[X] &= \mathbb{E}[X] \left(\frac{\alpha - \mathbb{E}[X]}{\mathbb{E}[X]}\right) = \alpha - \mathbb{E}[X] \\ &= \max\left(\bar{X} - \mathbb{E}[X], \mathbb{E}[X] \left(\left(\frac{2.5}{2}\right)^t - 1\right)\right) \\ &\geq \max\left(\bar{X} - \mathbb{E}[X], \frac{\mathbb{E}[X]}{4}\right) \\ &\geq \bar{X}/5 \end{aligned}$$

Note that $t \geq 1$. Thus, we get $e^{-\frac{B^2 \mathbb{E}[X]}{2}} = e^{-\frac{B \cdot B \mathbb{E}[X]}{2}} \leq e^{-\frac{X_0}{40}} = e^{-\frac{p}{40 \log p \log^* p}}$ which gives the high probability bound. \square

Lemma 2.5 shows that the number of unachieved splitters goes down rapidly from $\frac{p}{t \log^* p}$ to $\frac{p}{t 2^t \log^* p}$ which immediately leads us to an upper bound for the number of iterations in phase 2 to achieve all splitters.

²We use the multiplicative Chernoff bound, $P[X > (1 + \epsilon)E[X]] \leq e^{-\frac{\epsilon^2 E[X]}{2}}$.




Figure 2: Figure illustrating that splitter intervals can overlap with already achieved splitters on the end.

LEMMA 2.6. *Phase 2 of the Histogram Partitioning algorithm (iterations after fewer than $p/\log^* p$ splitters remain unachieved) finishes (all splitters are achieved) after $O(\log^* p)$ iterations w.h.p..*

PROOF. The number of unachieved splitters at the beginning of phase 2 is at most $\frac{p}{\log^* p}$. By Lemma 2.5, after k iterations, at most $\frac{p}{(2 \uparrow k) \log^* p}$ unachieved splitters remain w.h.p.. Therefore, after $O(\log^* p)$ iterations in phase 2, all splitters will be achieved w.h.p.. \square

We can now combine the iteration bounds for the two phases to conclude with our main theorem.

THEOREM 2.7. *The Histogram Partitioning algorithm with $\epsilon = 1$ finds a 2-balanced partition in $O(\log^* p)$ BSP steps and $O(p)$ total communication.*

PROOF. Combining Lemma 2.4 and Lemma 2.6, we can assert that Histogram Partitioning finds all desired valid splitters after $\log^* p$ iterations, w.h.p.. The communication in each round of the algorithm consists of gathering a sample of size $O(\frac{p}{\log^* p})$ and computing a histogram via a reduction of size $O(\frac{p}{\log^* p})$. The bounds defining γ_j may be updated locally or with $O(\frac{p}{\log^* p})$ communication of distinct updated bounds. Consequently, the total communication cost of the algorithm in the BSP model is $O(p)$. \square

3 SAMPLE ROUND COMPLEXITY LOWER BOUND

In this section, we want to prove that for any randomized algorithm, given only $O(p)$ broadcasts at each superstep, any algorithm to find a 2-balanced partition with probability at least 1/2 requires $\Omega(\log^* p)$ number of supersteps. Our result implies that any algorithm needs at least $\Omega(\log^* p)$ rounds to find a Δ -balanced partition with $O(p)$ samples per round, thus giving us the $\Omega(\log^* p)$ sample round complexity lower bound for sorting with $O(p)$ samples using parallel partitioning.

In short, the proof follows the following steps

- we use Yao's principle to argue that the probability such that for the worst input, any randomized algorithm cannot find a 2-balanced partition is greater than the probability such that the best deterministic algorithm cannot find a 2-balanced partition for any randomized input distribution;
- we present an input distribution that is hard enough to satisfy the complexity requirement;

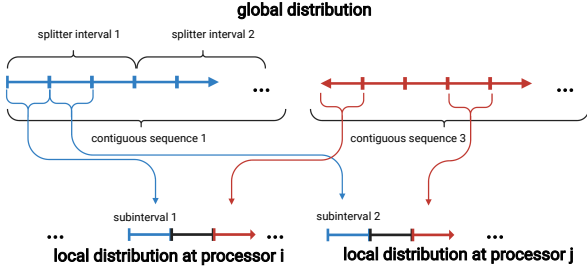


Figure 3: The input distribution we use to prove hardness. The distribution is obtained by assuming a global sorted order of input keys (at the top) and then constructing the local distribution at each process from the global order (below).

- we invoke a theorem from the distribution theory of runs to upper bound the amount of progress that can be made in each round;
- we use an inductive argument to give a concrete bound for the constraint given $T = \frac{\log^* p}{6}$ supersteps;
- finally, we use an union bound for the probability to argue that with high probability, 2 – balanced partition cannot be achieved for large enough p , which completes the proof.

Our lower bound proof can characterize all deterministic algorithms that use the information of $O(p)$ samples (for any way of choosing the samples) at each round, thus the derandomized version of the algorithm we present in Section 2 would also fit into the category.

We restrict our attention to asymptotic analysis and assume the number of keys (N) is large.

3.1 Definitions and Initial Data Distribution

First, we define a randomized input distribution (a subset of all possible input distributions), in order to apply Yao’s principle. We construct the input distribution by distributing blocks of keys in the global order randomly to processors, so that each processor owns exactly one sub-block of each block. The distribution is a 3-level partition of input into C parts, containing a total of $C \cdot \frac{p}{C}$ intervals, and $C \cdot \frac{p}{C} \cdot C$ subintervals.

Construction 3.1 (input distribution). Given a sorted input of N keys, we follow the steps below to assign the global input to each processor, which gives us the input distribution (illustrated in Figure 3):

- (1) divide the global input evenly into p intervals;
- (2) divide the p intervals into C parts with each part containing $\frac{p}{C}$ intervals (a part is just a sequence of intervals);
- (3) divide each interval evenly into C subintervals;
- (4) for every part, assign exactly one subinterval randomly to each processor.

Definition 3.2 (contiguous sequence). A contiguous sequence is defined to be a contiguous sequence of unsampled intervals of input in the global order such that any processor contains at most one subinterval from the contiguous sequence in its local input.

We note that in the first superstep, every part is a contiguous sequence of $\frac{p}{C}$ intervals, or p subintervals. We also note that this distribution has the property that, for each processor, the input in its local distribution, corresponding to each part, can come from any of the p subintervals in that part with the same probability.

Definition 3.3. Since there are $O(p)$ samples at each superstep, if the number of samples at superstep i is $S_i p$ for some constant S_i . Because of Lemma 3.11, without loss of generality, we can assume that for all supersteps, the number of samples equals to $S_{\max} p$ such that $S_{\max} = \max_i (S_i)$, and we will use $K_1 := S_{\max}$ in the following analysis. Assume there are $D_i Q_i$ unsampled intervals at superstep i , then we can define K_i as

$$K_i := \frac{K_1 C Q_1}{D_i Q_i} = \frac{K_1 p}{D_i Q_i}, \quad (1)$$

denoting the number of samples per unsampled interval.

Then, Yao’s principle allows us to study the best deterministic algorithm for the randomized input distribution given above instead of the finding the worst input for any randomized algorithm, since the former gives a lower bound for the performance of the latter.

LEMMA 3.4 (YAO’S PRINCIPLE). Let F_T denote the space of possible input for a problem, \mathcal{R}_T denote the distribution of the outcomes of any randomized algorithm, A_T denote the space of possible deterministic algorithms for the problem, and \mathcal{D}_T denote the input distribution. By Yao’s principle, For any cost function Θ that is a real-valued measure of a deterministic algorithm on an input, we have

$$\max_{f \in F_T} \mathbb{E}_{R \leftarrow \mathcal{R}_T} [\Theta(R, f)] \geq \min_{A \in A_T} \mathbb{E}_{f \leftarrow \mathcal{D}_T} [\Theta(A, f)]. \quad (2)$$

COROLLARY 3.5. Consider the problem of finding 2 – partition as illustrated earlier. We let $\tilde{\mathcal{D}}_T$ denote the input distribution defined in Construction 3.1. Also, let $X(R, f)$ define the event that R cannot find 2 – partition for f in T supersteps, and let $X(A, f)$ define the event that A cannot find 2 – partition for f in T supersteps. Then, we have

$$\max_{f \in F_T} \Pr_{R \leftarrow \mathcal{R}_T} [X(R, f)] \geq \min_{A \in A_T} \Pr_{f \leftarrow \tilde{\mathcal{D}}_T} [X(A, f)]. \quad (3)$$

PROOF. After setting cost of achieving $X(R, f)$ and $X(A, f)$ as 0, and 1 otherwise, the corollary trivially follows from Lemma 3.4. \square

As a result, we only need to show that $\min_{A \in A_T} \Pr_{f \leftarrow \tilde{\mathcal{D}}_T} [X(A, f)]$, which is a probability lower bound for any deterministic algorithm on our input distribution, is large enough. Such a bound gives us a probability lower bound for the original problem.

The next lemma shows that our distribution ensures that sampling in different contiguous intervals is independent.

LEMMA 3.6. At any superstep, for any deterministic algorithm, subintervals in each contiguous sequence have the same probability to be sampled by the algorithm. Consequently, intervals in each contiguous sequence have the same probability to be sampled.

PROOF. Given the input distribution above, for any contiguous sequence, because each processor contains at most one subinterval and no matter how we interchange these subintervals among processors they would still appear in the same position of the their

respective local orderings, for any deterministic algorithm, processors cannot distinguish one subinterval from other subintervals in this contiguous sequence from the local input. Moreover, since subintervals in each contiguous sequence are distributed randomly, they have the same probability to be sampled. Therefore, intervals in each contiguous sequence have the same probability to be sampled. \square

The lemma above essentially claims that throughout T supersteps, for any contiguous sequence, processors cannot infer any information globally about that contiguous sequence from its local input. Thus, for any deterministic algorithm, at each superstep, processors can only make the decision of whether to sample a random subinterval in a given contiguous sequence. Therefore, any deterministic algorithm is equivalent to some sampling strategy of distributing samples for different contiguous sequences.

3.2 Bound for One Superstep

As the next step, we prove that the input distribution is difficult for a single superstep. First, we characterize the behavior of any deterministic algorithm for one interval in one contiguous sequence.

LEMMA 3.7. *For any deterministic algorithm, given any contiguous sequence with Q intervals and KQ samples across all processors, the probability that any given interval is unsampled is at least e^{-4K} , if $\frac{K}{C} \leq 1/4$ and $Q \geq 2$.*

PROOF. By Lemma 3.6, any deterministic algorithm in one contiguous sequence is equivalent to random sampling of subintervals. Let X_i be the event that a subinterval in some interval i is sampled. X_i does not occur if and only if each subinterval falls in the set of $CQ - KQ$ unsampled intervals. We then compute the probability $1 - Pr[X_i]$ that a given set of C subintervals are unsampled, which can be formulated as

$$\begin{aligned} 1 - Pr[X_i] &= \prod_{i=0}^{C-1} \frac{(CQ - KQ - i)}{(CQ - i)} \\ &\geq \left(\frac{CQ - KQ - C}{CQ - C} \right)^C \\ &\geq \left(1 - \frac{K}{C} \frac{Q}{Q-1} \right)^C \\ &\geq \left(1 - \frac{2K}{C} \right)^C \geq e^{-\frac{4KC}{C}} = e^{-4K}, \end{aligned} \quad (4)$$

where we replace each term in the product with the lower bound and use $e^{-x} \leq 1 - x + \frac{x^2}{2} \leq 1 - \frac{x}{2}$ if $0 \leq x \leq 1$. \square

In the next lemma, we characterize the behavior of any deterministic algorithm in all contiguous sequences in one superstep.

LEMMA 3.8. *Given D contiguous sequences, each containing Q unsampled intervals, any deterministic algorithm that samples all unsampled intervals in one superstep, with probability at least ρ , needs to sample QKD keys in total, where $K \geq \frac{1}{4} \log \left(\frac{DQ}{\log(\frac{1}{\rho})} \right)$ assuming $\frac{K}{C} \leq 1/4$ and $Q \geq 2$.*

PROOF. We first need to characterize one contiguous sequence, that is, $D = 1$ and $K = \frac{p}{Q}$. Let X_i be the event that interval i is sampled, and we want to compute an upper bound for $Pr[X_1, X_2, \dots, X_p]$.

First, we need to prove that

$$\forall i, Pr[X_i | X_1, \dots, X_{i-1}] \leq Pr[X_i], \quad (5)$$

which can be easily verified since the probability that for some interval i , j th subinterval in the interval is in one of the $CQ - KQ - (j-1)$ unsampled positions out of $CQ - (j-1)$ possible positions is less than the probability that the j th subinterval is in one of the $CQ - KQ - (j-1)$ unsampled positions out of $CQ - (j-1) - (i-1)$ possible positions since at least $i-1$ samples must be in $X_1 \dots X_{i-1}$. Then, from the Lemma 3.7, we have

$$\begin{aligned} Pr[X_1, X_2, \dots, X_Q] &= Pr[X_1] Pr[X_2 | X_1] \dots Pr[X_Q | X_1, \dots, X_{Q-1}] \\ &\leq Pr[X_1] Pr[X_2] \dots Pr[X_Q] \\ &\leq (1 - e^{-4K})^Q \end{aligned} \quad (6)$$

for one contiguous sequence.

For D contiguous sequences, we need to distribute samples such that $Q \sum_{i=1}^D K_i = QKD$, where we sample $K_i Q$ samples from the i th contiguous sequence (note that the total number of samples is QKD). To get a bound for the optimal sampling strategy, we can formulate an optimization problem that maximizes the probability of all intervals being sampled:

$$\begin{aligned} \max_{K_1, \dots, K_D} \quad & \prod_{i=1}^D Pr_i[X_1, \dots, X_Q | K_i] \\ \text{s.t.} \quad & \sum_{i=1}^D K_i = KD \\ & \forall i, K_i \geq 0. \end{aligned} \quad (7)$$

One can think of the optimal algorithm as trying to maximize the above objective function. By the equation above, for the objective function to be greater than some probability, the upper bound of the objective function must be greater than the probability, which is given by the one contiguous sequence analysis, so we have the optimization problem as below,

$$\begin{aligned} \max_{K_1, \dots, K_D} \quad & \prod_{i=1}^D (1 - e^{-4K_i})^Q \\ \text{s.t.} \quad & \sum_{i=1}^D K_i = KD \\ & \forall i, K_i \geq 0 \end{aligned} \quad (8)$$

After taking the partial derivative of the objective function, we observe that $\forall i, K_i = K$ maximizes the objective function, so if the algorithm samples all unsampled intervals with probability ρ , then it must be that

$$\rho \leq (1 - e^{-4K})^{DQ} \leq e^{-DQe^{-4K}}, \quad (9)$$

which implies

$$K \geq \frac{1}{4} \log \left(\frac{DQ}{\log(\frac{1}{\rho})} \right). \quad (10)$$

\square

Then we derive one of our main contributions in the next theorem, which is a preliminary result of our proof strategy.

THEOREM 3.9. *Any randomized algorithm that achieves 2 – balanced partition, with probability greater than p , in a single superstep, requires $\Omega(p \log p)$ samples for large enough p .*

PROOF. It is obvious to see that 2 – balanced partition is not achieved if there is no sample in some interval, so by Corollary 3.5, we only need to show Lemma 3.8 cannot be achieved with probability p . According to the distribution defined in Construction 3.1, for the first superstep, K is some fixed constant, $D = C$, $Q = \frac{p}{C}$. By Lemma 3.8 for any p , for large enough p, C, Q (it suffices to let $C = Q = \sqrt{p}$), it must be the case that

$$K \geq \frac{1}{4} \log \left(\frac{p}{\log(\frac{1}{p})} \right), \quad (11)$$

so the algorithm needs at least $K = \Omega(\log(p))$, or $\Omega(p \log(p))$ samples in total to achieve 2 – balanced partition in one superstep. \square

3.3 Bound for $\Omega(\log^*(p))$ Supersteps

Next, we will extend the results above to multiple rounds of sampling with histogramming (also referred to as supersteps). The proof strategy is similar to the previous section. As a result, we can close the gap between the upper bound and lower bound and show that our algorithm presented in the first section that requires $O(\log^*(p))$ supersteps is indeed optimal.

In short, the two lemmas below show that we can remove any number of unsampled intervals after each superstep and/or giving the processors more samples at each superstep in our analysis without making the problem more difficult, or equivalently increasing our lower bounds.

LEMMA 3.10. *Given two problems \mathcal{A} and \mathcal{B} that are exactly identical except that at least one contiguous sequence of \mathcal{A} has more unsampled intervals and/or less samples at any supersteps than \mathcal{B} , then problem \mathcal{A} is at least as hard as \mathcal{B} , specifically, if there is a deterministic algorithm can achieve 2 – balanced partition for \mathcal{A} after i superstep, then there must be a deterministic algorithm that can achieve 2 – balanced partition for \mathcal{B} after i superstep.*

PROOF. The proof is trivial. For the algorithm that runs on \mathcal{A} , we just run it on \mathcal{B} , and every time it samples into the intervals that do not exist in \mathcal{B} , we sample any contiguous sequence. This approach can only make the algorithm faster, and it would be able to achieve 2 – balanced partition in \mathcal{B} after i superstep with the same number of samples at each superstep as the algorithm for \mathcal{A} . \square

LEMMA 3.11. *The notation is the same as Corollary 3.5, and we additionally define $\hat{X}(A, f)$ to be the same as $X(A, f)$ except there are more samples available for processors for this problem, and/or at the end of each superstep, some intervals that have not achieved 2 – balanced partition may be treated as having achieved 2 – balanced without being sampled, so we have*

$$\min_{A \in \mathcal{A}_T} \Pr_{f \leftarrow \mathcal{D}_T} [X(A, f)] \geq \min_{A \in \mathcal{A}_T} \Pr_{f \leftarrow \mathcal{D}_T} [\hat{X}(A, f)] \quad (12)$$

PROOF. This lemma follows naturally from Lemma 3.10 since for each $A \in \mathcal{A}_T$ that gives $\Pr_{f \leftarrow \mathcal{D}_T} [X(A, f)]$, we can find

a corresponding $A' \in \mathcal{A}_T$ that gives $\Pr_{f \leftarrow \mathcal{D}_T} [\hat{X}(A', f)] \leq \Pr_{f \leftarrow \mathcal{D}_T} [X(A, f)]$. \square

Thus, proving $\min_{A \in \mathcal{A}_T} \Pr_{f \leftarrow \mathcal{D}_T} [\hat{X}(A, f)]$, which the probability bound for a simpler problem, to be large enough suffices to give us a probability lower bound for the original problem.

As the first step, we need to invoke a previous work [20] about the distribution theory of runs to characterize how much can K increase for any deterministic algorithm. Specifically, Corollary 3.14 characterizes the behaviors of any deterministic algorithm in one contiguous sequence in one of T supersteps.

Definition 3.12. In the section below, for convenience, we define $n^{(k)} = n \cdot (n-1) \cdot (n-2) \dots (n-k+1)$, $n^{(0)} = 1$.

LEMMA 3.13 (DISTRIBUTION THEORY OF RUNS). *Consider random arrangements of m element of two kinds, for example m_1 a's and m_2 b's such that $m_1 + m_2 = m$. Let r_{1i} denotes the total number of runs of a's of length at i . Let $s_{1k} = \sum_{i=k}^{m_1} r_{1i}$ denote the total number of runs of a's of length at least k . We have $\mathbb{E}[s_{1k}] = \frac{(m_2+1)m_1^{(k)}}{m^{(k)}}$ and $\text{Var}[s_{1k}] = \frac{(m_2+1)^{(2)}m_1^{(2k)}}{m^{(2k)}} + \frac{(m_2+1)m_1^{(k)}}{m^{(k)}} \left(1 - \frac{(m_2+1)m_1^{(k)}}{m^{(k)}}\right)$.*

PROOF. Refer to equation (3.13), (3.15) in *The Distribution Theory of Runs* [20] by A. M. Mood. \square

COROLLARY 3.14. *For any deterministic algorithm, at any superstep i , if there is a single contiguous sequence (i.e. $D_i = 1$), such that each contiguous sequence contains Q_i unsampled intervals, and $K_i Q_i$ samples have been sampled in it, if we only count sequences of at least $n = CQ_{i+1}$ subintervals, denoted as \hat{D}_{i+1} , then $\mathbb{E}[\hat{D}_{i+1}] = \frac{(K_i Q_i + 1)(CQ_i - K_i Q_i)^{(n)}}{(CQ_i)^{(n)}}$ and $\text{Var}[\hat{D}_{i+1}] = \frac{(K_i Q_i + 1)^{(2)}((C - K_i)Q_i)^{(2n)}}{(CQ_i)^{(2n)}} + \mathbb{E}[\hat{D}_{i+1}](1 - \mathbb{E}[\hat{D}_{i+1}])$.*

PROOF. By Lemma 3.6, we know that any sampling strategy of any deterministic algorithm is equivalent to random sampling of subintervals in the contiguous sequence. Therefore, to reduce the problem to Lemma 3.13, we can treat each subinterval as an element and whether a subinterval is sampled as whether a element b appears in the arrangement, and the problem of characterizing \hat{D}_{i+1} can be thought of as the problem of characterizing the number of runs of a's of size at least CQ_{i+1} in the random arrangements of CQ_i elements with $K_i Q_i$ b's. \square

Definition 3.15. In the section below, for the sake of clarity, we let

$$\alpha_i := \frac{K_i Q_i + 1}{e^{4K_i(Q_{i+1}+1)}}. \quad (13)$$

The next lemma characterizes the behaviors of any deterministic algorithm in all contiguous sequences in any superstep, giving us the relationship between one superstep and the next.

LEMMA 3.16. *For any deterministic algorithm, at any superstep i , if there are at least D_i contiguous sequences, such that each contiguous sequence contains at least Q_i unsampled intervals, and at most $K_i DQ_i$ samples have been sampled in it, if $\frac{Q_{i+1}}{Q_i} \leq \frac{1}{2}$ and $\frac{K_i}{C} \leq \frac{1}{4}$, then the*

expected number of contiguous sequences with size at least Q_{i+1} in the next superstep is at least

$$\mathbb{E}[D_{i+1}] \geq D_i \alpha_i. \quad (14)$$

We also have

$$\Pr[D_{i+1} \leq \frac{1}{2} D_i \alpha_i] \leq \frac{4}{D_i \alpha_i}. \quad (15)$$

Hence by Definition 3.3 we also have

$$\mathbb{E}[K_{i+1}] \leq \frac{K_i p}{Q_{i+1} D_i \alpha_i} \text{ and } \Pr[K_{i+1} \geq \frac{2K_i p}{Q_{i+1} D_i \alpha_i}] \leq \frac{4}{D_i \alpha_i}. \quad (16)$$

PROOF. In the following proof, without loss of generality, we only consider the lower bound of contiguous sequence and upper bound of samples. By Lemma 3.11, it is permissible for us to ignore any unsampled intervals and any subintervals in our analysis. Thus, we ignore any contiguous sequence with unsampled intervals less than Q_i . For contiguous sequences with more than Q_i unsampled intervals, we can ignore intervals until they have exactly Q_i intervals.

We first characterize the case of one contiguous sequence, i. e., $D_i = 1$. From Corollary 3.14, we know the expression for $\mathbb{E}(\hat{D}_{i+1})$ and $\text{Var}(\hat{D}_{i+1})$, but in order to satisfy the definition for contiguous sequence, we need to ignore the subintervals belonging to the first and the last intervals in the sequence to ensure all intervals are unsampled, which is permissible by Lemma 3.11. Thus we define $n = C(Q_{i+1} + 1)$ to be the number of subintervals in Corollary 3.14. By Corollary 3.14, we have

$$\frac{\mathbb{E}[D_{i+1}]}{K_i Q_i + 1} = \frac{(CQ_i - K_i Q_i)^{(n)}}{(CQ_i)^{(n)}} = \prod_{j=0}^{n-1} \frac{CQ_i - K_i Q_i - j}{CQ_i - j}. \quad (17)$$

By replacing each term in the product with the lower bound, we have

$$\begin{aligned} \frac{\mathbb{E}[D_{i+1}]}{K_i Q_i + 1} &\geq \left(1 - \frac{K_i Q_i}{CQ_i - n}\right)^n \\ &= \left(1 - \frac{K_i Q_i}{CQ_i - CQ_{i+1}}\right)^n \\ &\geq \left(1 - \frac{K_i Q_i}{CQ_i - CQ_i/2}\right)^n \\ &= \left(1 - \frac{2K_i}{C}\right)^n \\ &\geq e^{-\frac{4K_i n}{C}} = e^{-4K_i(Q_{i+1}+1)}, \end{aligned} \quad (18)$$

where we used that $e^{-x} \leq 1 - x + \frac{x^2}{2} \leq 1 - \frac{x}{2}$ if $0 \leq x \leq 1$.

To quantify the variance, it is easy to see that for all $m, k \leq n$,

$$n^{(2k)} \leq (n^{(k)})^2 \quad (19)$$

and

$$\frac{(n-m)^{(2k)}}{n^{(2k)}} \leq \left(\frac{(n-m)^{(k)}}{n^{(k)}}\right)^2. \quad (20)$$

Using the above inequalities and Corollary 3.14, we can simplify the variance as

$$\begin{aligned} \text{Var}[D_{i+1}] &= \\ &\mathbb{E}[D_{i+1}] + \left(\frac{(K_i Q_i + 1)^{(2)} ((C - K_i) Q_i)^{(2n)}}{(CQ_i)^{(2n)}} - \mathbb{E}^2[D_{i+1}] \right) \\ &\leq \mathbb{E}[D_{i+1}]. \end{aligned} \quad (21)$$

Note that $\mathbb{E}[D_{i+1}] = \frac{(K_i Q_i + 1)((C - K_i) Q_i)^{(n)}}{(CQ_i)^{(n)}}$ from Lemma 3.14.

Then, we need to quantify all of D_i contiguous sequences at the same time, so we use $D_{(i+1)j}$ instead of D_{i+1} and $K_{(i+1)j}$ instead of K_{i+1} for each contiguous sequence. By Lemma 3.6, any deterministic algorithm is equivalent to some sampling strategy of distributing samples for different contiguous sequences. For D_i contiguous sequences, we need to distribute samples such that $Q_i \sum_{j=1}^{D_i} K_{ij} = Q_i K_i D_i$, where we sample $K_{ij} Q_i$ samples from the j th contiguous sequence (note that the total number of samples is $Q_i K_i D_i$). To get a bound for the optimal sampling strategy, we can formulate an optimization problem that minimizes the expected number of contiguous sequences of size Q_{i+1} in the next superstep (it would become clear in the proof of Theorem 3.20 that minimizing this objective for every superstep is indeed necessary to maximize the probability to achieve 2-balanced partition in T supersteps):

$$\begin{aligned} \min_{K_{i1}, \dots, K_{iD_i}} \quad & \sum_{j=1}^{D_i} \mathbb{E}_j[D_{(i+1)j} | K_{ij}] \\ \text{s.t.} \quad & \sum_{j=1}^{D_i} K_{ij} = K_i D_i \\ & \forall i, K_{ij} \geq 0 \end{aligned} \quad (22)$$

which implies that we need to minimize the lower bound for the objective function. By the same analysis as for one contiguous sequence,

$$\begin{aligned} \min_{K_{i1}, \dots, K_{iD_i}} \quad & \sum_{j=1}^{D_i} \frac{K_{ij} Q_i + 1}{e^{4K_{ij}(Q_{i+1}+1)}} \\ \text{s.t.} \quad & \sum_{j=1}^{D_i} K_{ij} = K_i D_i \\ & \forall i, K_{ij} \geq 0. \end{aligned} \quad (23)$$

To find the minimizer, we can take the partial derivative of the objective function to observe that $\forall j, K_{ij} = K_i$ minimize the objective function, and the expected number of contiguous sequences in the next superstep is at least

$$\mathbb{E}[D_{i+1}] \geq \frac{D_i (K_i Q_i + 1)}{e^{4K_i(Q_{i+1}+1)}} = D_i \alpha_i. \quad (24)$$

Since each contiguous sequence is sampled independently by Lemma 3.6, we have the property below for any sampling strategy, $\forall j, K_{ij}$:

$$\begin{aligned} \text{Var}[D_{i+1}] &= \text{Var}\left[\sum_{j=1}^{D_i} D_{(i+1)j}\right] = \sum_{j=1}^{D_i} \text{Var}[D_{(i+1)j}] \\ &\leq \sum_{j=1}^{D_i} \mathbb{E}[D_{(i+1)j}] = \mathbb{E}[D_{(i+1)}]. \end{aligned} \quad (25)$$

By Cantelli's inequality, we have

$$\Pr[D_{i+1} \leq \mathbb{E}[D_{i+1}] - \lambda] \leq \frac{\text{Var}[D_{i+1}]}{\text{Var}[D_{i+1}] + \lambda^2}. \quad (26)$$

Substituting $\lambda = \mathbb{E}[D_{i+1}]/2$, we get

$$\begin{aligned}
 \Pr[D_{i+1} \leq \frac{1}{2}D_i\alpha_i] &\leq \Pr[D_{i+1} \leq \frac{1}{2}\mathbb{E}[D_{i+1}]] \\
 &\leq \frac{\text{Var}[D_{i+1}]}{\text{Var}[D_{i+1}] + \mathbb{E}^2[D_{i+1}]/4} \\
 &\leq \frac{\mathbb{E}[D_{i+1}]}{\mathbb{E}[D_{i+1}] + \mathbb{E}^2[D_{i+1}]/4} \\
 &= \frac{4}{4 + \mathbb{E}[D_{i+1}]} \leq \frac{4}{\mathbb{E}[D_{i+1}]} \\
 &\leq \frac{4}{\mathbb{E}[D_{i+1}|\forall j, K_{ij} = K_i]} = \frac{4}{D_i\alpha_i}.
 \end{aligned} \tag{27}$$

□

Definition 3.17. For the following analysis, to make the parameters Q_1, Q_2, \dots, Q_{T+1} concrete, we can choose them as follows to satisfy all requirements in the previous lemmas,

- Choose $Q_{T+1}, Q_T, Q_{T-2}, \dots, Q_1$ such that $\forall i, Q_i = \lfloor 4e^{T-i+1} \rfloor$ as required by Lemma 3.16.

In the next lemma, we want to bound expressions in the previous section. Note that we assume the notations and definitions stay the same.

LEMMA 3.18. For $\forall i \in [2, T+1]$, suppose $\forall j \in [2, i]$

$$D_j \geq C \prod_{k=1}^{j-1} \frac{\alpha_k}{2} \text{ and } K_j \leq \frac{K_1 p}{Q_j C \prod_{k=1}^{j-1} \frac{\alpha_k}{2}} \tag{28}$$

then

$$K_i < e \uparrow\uparrow 3T \text{ and } D_i > \frac{C}{e \uparrow\uparrow 3T} \tag{29}$$

for large enough T .

PROOF.

$$\begin{aligned}
 K_i &\leq \frac{K_1 Q_1}{Q_i \prod_{j=1}^{i-1} \frac{\alpha_j}{2}} \\
 &< \frac{K_1 Q_1 \prod_{j=1}^{i-1} 2e^{4K_j(Q_{j+1}+1)}}{Q_i} \\
 &< K_1 e^{T 2^{i-1} e^{4(i-1)K_{i-1}(Q_{i+1}+1)}} \\
 &\leq K_1 (2e)^T e^{4TK_{i-1}(Q_{i+1}+1)} \\
 &< K_1 (2e)^T e^{16Te^T K_{i-1}} \\
 &< K_1 e^{2T} e^{16Te^T K_{i-1}} \\
 &\leq K_1 e^{17Te^T K_{i-1}} \\
 &\leq K_1 e^{17Te^T K_1} e^{17Te^T K_{i-2}} \\
 &< M(T) e^{M(T) e^{M(T) e^{\dots M(T)}}} \Big\} i \text{ powers}
 \end{aligned} \tag{30}$$

Where $M(T) = 17K_1 T e^T = \psi T e^T$ for some appropriate constant α assuming that K_1 is a constant. Let

$$X_i = M(T) e^{M(T) e^{M(T) e^{\dots M(T)}}} \Big\} i \text{ powers}$$

For large enough T , we have,

$$\begin{aligned}
 \log^*(X_i) &= 1 + \log^*(\log X_i) = 1 + \log^*(\log M(T) + X_{i-1}) \\
 &\leq 1 + \log^*(X_{i-1}^2) < 1 + \log^*(e^{X_{i-1}}) \\
 &\leq 2 + \log^*(X_{i-1}) \leq 2i + \log^*(M(T)) \\
 &= 2i + 1 + \log^*(\log(M(T))) \\
 &\leq 2i + 1 + \log^*(\log \psi + \log T + T) \\
 &\leq 2i + 1 + \log^*(2T) \\
 &\leq 2T + 1 + \log^*(2T) \leq 3T
 \end{aligned} \tag{31}$$

Note that $\log^*(x) = 1 + \log^*(\log x)$ by definition. Therefore, since by definition, $\log^*(z) = y$ if and only if $z = e \uparrow\uparrow y$,

$$K_i < X_i = e \uparrow\uparrow \log^*(X_i) < e \uparrow\uparrow 3T. \tag{32}$$

Similarly, we can prove

$$D_i = \frac{K_1 D_1 Q_1}{K_i Q_i} > \frac{C}{e \uparrow\uparrow 3T}. \tag{33}$$

□

We use an inductive argument to give a concrete bound for parameters in the next lemma.

LEMMA 3.19. For any randomized algorithm, for $T = (\log^*(p))/6$ number of supersteps, given $O(p)$ samples for each superstep and given that

$$\forall i \in [1, T], D_{i+1} > \frac{1}{2} D_i \alpha_i, \tag{34}$$

the following statements are true:

(1)

$$\forall i \in [1, T], \frac{K_i}{C} \leq \frac{1}{4} \tag{35}$$

(2)

$$\forall i \in [1, T+1], D_i > \frac{C}{\log \log p} \text{ and } K_i < \log \log p \tag{36}$$

given large enough p .

PROOF. At superstep i , let us denote the condition given as Γ_i and the condition (1) as $(1)_i$. We will prove the conditions via induction.

Essentially, we want to show the following claim: for any $i \in [2, T+1]$, if there is a large enough p such that the conditions (1), (2) are true $\forall j \leq i-1$, then we can find another large enough p such that the conditions (1), (2) are true $\forall j \leq i$.

For the base case, given Γ_1 , we need to prove $(1)_1$. By definition of the parameters, we have

$$\frac{K_1}{C} = \frac{Q_1 K_1}{p} \leq \frac{4e^{\xi \log^* p} K_1}{p} \leq \frac{1}{4} \tag{37}$$

as well as

$$D_1 = C > \frac{C}{\log \log p} \text{ and } \frac{K_1}{C} \leq \frac{1}{4} \tag{38}$$

for large enough p as K_1 is some constant.

For the inductive step $i \in [2, T+1]$, given Γ_j , suppose there is a large enough p such that $(1)_j$ are true $\forall j \leq i-1$. Then, $\forall j \leq i-1$, $(1)_j$ enable us to apply Lemma 3.16 for $i-1$ supersteps, and $\forall j \leq i-1$, Γ_j imply $D_j \geq \frac{D_{j-1} \alpha_{j-1}}{2}$ for each of the supersteps.

To write D_i and K_i in the explicit form and apply Lemma 3.18, we let $\xi = \frac{1}{6}$ so as long as p is large enough so $\log^*(p) > 4$, we have

$$\begin{aligned} K_i &\leq \frac{K_1 p}{Q_i C \prod_{j=1}^{i-1} \frac{\alpha_j}{2}} < e \uparrow\uparrow 3T \\ &< e \uparrow\uparrow \left(\frac{1}{2} \log^*(p)\right) \leq e \uparrow\uparrow (\log^*(p) - 2) \\ &= e \uparrow\uparrow (\log^*(\log^2(p))) = \log \log(p), \end{aligned} \quad (39)$$

and similarly

$$D_i \geq C \prod_{j=1}^{i-1} \frac{\alpha_j}{2} > \frac{C}{e \uparrow\uparrow 3T} > \frac{C}{\log \log(p)}, \quad (40)$$

which implies $(1)_i$ as

$$\frac{K_i}{C} = \frac{Q_1 K_1}{p} < \frac{4e^{\frac{1}{6} \log^* p} \log \log p}{p} \leq \frac{1}{4}, \quad (41)$$

which concludes the induction, and all the statements are justified. \square

Finally, we present our main result in the next theorem.

THEOREM 3.20. *Any randomized algorithm, given $O(p)$ samples for each superstep, requires $T = \Omega(\log^*(p))$ number of supersteps to achieve 2 – balanced partitioning ($\Delta = 2$) with probability greater than $1/2$, for large enough p .*

PROOF. Assume, $T = \frac{1}{6} \log^*(p)$. Note that by Corollary 3.5, to prove the lower bound of probability for any randomized algorithm, we only need to prove it for any deterministic algorithm for our input distribution as defined by Construction 3.1.

We can prove the theorem by proving

$$\Pr[D_{T+1} \geq 1] \geq \frac{1}{2}, \quad (42)$$

which guarantees the existence of unsampled intervals after superstep T . Let Y_i be the event that $D_i > \frac{E[D_i]}{2}$ given Y_1, \dots, Y_{i-1} , the inequality above is implied by

$$\Pr[D_{T+1} \geq 1 | Y_2, Y_3, \dots, Y_{T+1}] \Pr[Y_2, Y_3, \dots, Y_{T+1}] \geq \frac{1}{2}. \quad (43)$$

First, by Lemma 3.19, $\Pr[D_{T+1} \geq 1 | Y_2, Y_3, \dots, Y_{T+1}] = 1$ is true since

$$D_{T+1} > \frac{C}{\log \log p} \geq \frac{p}{e^{\frac{1}{6} \log^* p} \log \log p} \geq 1 \quad (44)$$

Then, we can show $\Pr[\cap_{i=2}^T Y_i] \geq \frac{1}{2}$ using the union bound.

We note that Y_i assumes events Y_2, \dots, Y_{i-1} are true, which allows us to apply Lemma 3.19 and Lemma 3.16, we have

$$\Pr[\neg Y_i] = \Pr[D_i \leq \frac{1}{2} D_i \alpha_i | Y_1, \dots, Y_{i-1}] \leq \frac{4}{D_i \alpha_i} < 2 \frac{\log \log p}{C}. \quad (45)$$

Finally, we have

$$\begin{aligned} \Pr[\cap_{i=2}^{T+1} Y_i] &= \prod_{i=2}^{T+1} \Pr[Y_i] = \prod_{i=2}^{T+1} (1 - \Pr[\neg Y_i]) \\ &\geq 1 - \sum_{i=2}^{T+1} \Pr[\neg Y_i] \geq 1 - \sum_{i=2}^{T+1} \frac{4}{D_i \alpha_i} \\ &\geq 1 - \sum_{i=2}^{T+1} \left(\frac{2 \log \log p}{C} \right) \\ &= 1 - \frac{2 \log \log p \log^*(p) e^{\frac{1}{6} \log^* p}}{6p} \\ &\geq 1 - \frac{1}{2} = \frac{1}{2} \end{aligned} \quad (46)$$

which is correct for large enough p . Above, we use that $(1-a)(1-b) \geq 1 - (a+b)$ for all non-negative a, b and let $C = p/(4e^T)$. \square

Note that we have proved a slightly stronger theorem than what we need- we've proved a lower bound of $\Omega(\log^* p)$ supersteps when the algorithm samples $O(p \log^*(p))$ keys in total, instead of $O(p)$.

4 DISCUSSION AND RELATED WORK

Parallel sorting is an extensively studied algorithm, both in the experimental and theoretical contexts.

Multiple levels of partitioning and data movement: To alleviate the bottleneck due to the data partitioning step or in the final data-exchange (where $O(p^2)$ messages have to be exchanged), some algorithms [2, 15, 22] resort to a 2-level sorting algorithm where the algorithm first groups together several processors into a "processor-group" and first executes parallel sorting at the level of processor-groups and then within each processor group. In this context, the Histogram partitioning algorithm may be applied to efficiently partition keys across and within processor-groups.

Merge-based sorting networks: Classical results, such as by Batcher [4], Cole [11] and AKS [1] use sorting networks and optimize the depth of the network. Our paper deals with large scale parallel sorting which are *partitioning-based*, and move data only once, while typical sorting-networks naively imply many rounds of interprocessor communication. Leighton [18] presented tight lower bounds for sorting networks, but no such bound is known for partitioning-based algorithms.

Experimental validation: The HSS algorithm [15] has been shown to outperform other state-of-the-art parallel sorting implementations, as well as to achieve good scalability and partitioning balance. We note that Histogram partitioning is faster than HSS [15] by a factor of $\Omega(\log^* p)$ and while the sampling ratio suggested by our work is more efficient, in a practical setting it is unlikely to result in a large improvement over HSS.

Optimal sample complexity: Note that in Theorem 3.20, we have also given a formula to compute the lower bound for K_i (the number of samples at each round) and the total number of samples to achieve 2 – balanced partitioning for any randomized algorithm for every constant round $T = 2, 3, 4, \dots$ similar to Theorem 3.9. Thus these results may be derived easily in future works.

Related partitioning problems: [5] studied sorting algorithms with asymmetric read and write costs while [6, 7] studied cache oblivious sorting algorithms. However, lower bounds are not known in those contexts, we leave this for future work. We believe our input distribution and the technique to applying distribution theory of runs can be a valuable tool in addressing other theoretical problems such as *semisort* [14] and *quantile computation* [9].

5 CONCLUSION

Data partitioning is a crucial building block of parallel sorting with several past approaches. Via new theoretical analysis, we introduce a histogramming strategy that achieves a balanced partitioning with minimal sample volume and round complexity ($O(p/\log^* p)$ samples per round, $O(\log^* p)$ rounds and $O(p)$ total samples). To show optimality, we present a lower bound ($\Omega(\log^* p)$) on the number of rounds required for any randomized algorithm to achieve a 2-partition with $O(p)$ samples per round. This analysis provides a fairly complete theoretical characterization of the complexity of histogram sort with sampling, a practical approach at the forefront of state-of-the-art algorithms in massively-parallel sorting.

REFERENCES

- [1] Miklós Ajtai, János Komlós, and Endre Szemerédi. 1983. An $O(n \log n)$ sorting network. In *Proceedings of the 15th annual ACM Symposium on Theory of computing*. ACM, 1–9.
- [2] Michael Axtmann, Timo Bingmann, Peter Sanders, and Christian Schulz. 2015. Practical massively parallel sorting. In *Proceedings of the 27th ACM Symposium on Parallelism in Algorithms and Architectures*. ACM, 13–23.
- [3] Narayanaswamy Balakrishnan and Markos V Koutras. 2011. *Runs and scans with applications*. John Wiley & Sons.
- [4] Kenneth E Batchier. 1968. Sorting networks and their applications. In *Proceedings of the April 30–May 2, 1968, spring joint computer conference*. ACM, 307–314.
- [5] Guy E. Blelloch, Jeremy T. Fineman, Phillip B. Gibbons, Yan Gu, and Julian Shun. 2015. Sorting with Asymmetric Read and Write Costs. In *Proceedings of the 27th ACM Symposium on Parallelism in Algorithms and Architectures (SPAA '15)*. ACM, New York, NY, USA, 1–12.
- [6] Guy E. Blelloch, Phillip B. Gibbons, and Harsha Vardhan Simhadri. 2010. In *Proceedings of the Twenty-Second Annual ACM Symposium on Parallelism in Algorithms and Architectures (SPAA '10)*. Association for Computing Machinery, New York, NY, USA, 189–199. <https://doi.org/10.1145/1810479.1810519>
- [7] Guy E. Blelloch, Phillip B. Gibbons, and Harsha Vardhan Simhadri. 2010. Low Depth Cache-oblivious Algorithms. In *Proceedings of the Twenty-second Annual ACM Symposium on Parallelism in Algorithms and Architectures (SPAA '10)*. ACM, New York, NY, USA, 189–199.
- [8] Guy E. Blelloch, Charles E. Leiserson, Bruce M Maggs, C Greg Plaxton, Stephen J Smith, and Marco Zagha. 1998. An experimental analysis of parallel sorting algorithms. *Theory of Computing Systems* 31, 2 (1998), 135–167.
- [9] Zhiwei Chen and Aoqian Zhang. 2020. A survey of approximate quantile computation on large-scale data. *IEEE Access* 8 (2020), 34585–34597.
- [10] David R. Cheng, Viral B. Shah, John R. Gilbert, and Alan Edelman. 2007. A Novel Parallel Sorting Algorithm for Contemporary Architectures. (2007).
- [11] Richard Cole. 1988. Parallel merge sort. *SIAM J. Comput.* 17, 4 (1988), 770–785.
- [12] W Donald Frazer and AC McKellar. 1970. Samplesort: A sampling approach to minimal storage tree sorting. *Journal of the ACM (JACM)* 17, 3 (1970), 496–507.
- [13] Michael T Goodrich. 1999. Communication-efficient parallel sorting. *SIAM J. Comput.* 29, 2 (1999), 416–432.
- [14] Yan Gu, Julian Shun, Yihan Sun, and Guy E Blelloch. 2015. A top-down parallel semisort. In *Proceedings of the 27th ACM symposium on Parallelism in Algorithms and Architectures*. 24–34.
- [15] Vipul Harsh, Laxmikant Kale, and Edgar Solomonik. 2019. Histogram Sort with Sampling. In *The 31st ACM Symposium on Parallelism in Algorithms and Architectures (SPAA '19)*. Association for Computing Machinery, New York, NY, USA, 201–212. <https://doi.org/10.1145/3323165.3323184>
- [16] Laxmikant V Kale and Sanjeev Krishnan. 1993. A comparison based parallel sorting algorithm. In *Proceedings of the International Conference on Parallel Processing (ICPP)*, Vol. 3. IEEE, 196–200.
- [17] Howard Karloff, Siddharth Suri, and Sergei Vassilvitskii. 2010. A Model of Computation for MapReduce. In *Proceedings of the Twenty-First Annual ACM-SIAM Symposium on Discrete Algorithms (SODA '10)*. Society for Industrial and Applied Mathematics, USA, 938–948.
- [18] Tom Leighton. 1985. Tight Bounds on the Complexity of Parallel Sorting. *IEEE Trans. Comput.* C-34, 4 (1985), 344–354. <https://doi.org/10.1109/TC.1985.5009385>
- [19] Xiaobo Li, Paul Lu, Jonathan Schaeffer, John Shillington, Pok Sze Wong, and Hanmao Shi. 1993. On the Versatility of Parallel Sorting by Regular Sampling. *Parallel Comput.* 19, 10 (Oct. 1993), 1079–1103.
- [20] Alexander M Mood. 1940. The distribution theory of runs. *The Annals of Mathematical Statistics* 11, 4 (1940), 367–392.
- [21] E. Solomonik and L. V. Kale. 2010. Highly scalable parallel sorting. In *Proceedings of the International Parallel and Distributed Processing Symposium (IPDPS)*. 1–12.
- [22] Hari Sundar, Dhairya Malhotra, and George Biros. 2013. HykSort: A New Variant of Hypercube Quicksort on Distributed Memory Architectures. In *Proceedings of the 27th International ACM Conference on International Conference on Supercomputing (ICS '13)*. ACM, New York, NY, USA, 293–302.
- [23] Leslie G. Valiant. 1990. A Bridging Model for Parallel Computation. *Commun. ACM* 33, 8 (Aug. 1990), 103–111.