

Are Two Heads the Same as One? Identifying Disparate Treatment in Fair Neural Networks

MICHAEL LOHAUS*, University of Tübingen, Germany

MATTHÄUS KLEINDESSNER, Amazon AWS, Germany

KRISHNARAM KENTHAPADI, Fiddler AI, USA

FRANCESCO LOCATELLO, Amazon AWS, Germany

CHRIS RUSSELL, Amazon AWS, Germany

We show that deep neural networks that satisfy demographic parity do so through a form of race or gender awareness, and that the more we force a network to be fair, the more accurately we can recover race or gender from the internal state of the network. Based on this observation, we propose a simple two-stage solution for enforcing fairness. First, we train a two-headed network to predict the protected attribute (such as race or gender) alongside the original task, and second, we enforce demographic parity by taking a weighted sum of the heads. In the end, this approach creates a single-headed network with the same backbone architecture as the original network. Our approach has near identical performance compared to existing regularization-based or preprocessing methods, but has greater stability and higher accuracy where near exact demographic parity is required. To cement the relationship between these two approaches, we show that an unfair and optimally accurate classifier can be recovered by taking a weighted sum of a fair classifier and a classifier predicting the protected attribute. We use this to argue that both the fairness approaches and our explicit formulation demonstrate *disparate treatment* and that, consequentially, they are likely to be unlawful in a wide range of scenarios under the US law.

1 INTRODUCTION

Autonomous systems that make substantive decisions about people must conform to relevant anti-discrimination legislation. Within the US legal system, two of the most common tests of anti-discrimination legislation are referred to as disparate treatment and disparate impact [39]. Disparate treatment corresponds to the idea that people should not be treated differently because of their membership in a protected group (such as race or gender), while disparate impact refers to the idea that seemingly neutral practices should not cause a substantial adverse impact to a protected group. Importantly, it has been argued [6] that there are a large range of scenarios where disparate treatment is unlawful even when performed as a remedy to disparate impact. This is in marked departure from the EU and the UK where considerably more latitude exists when rectifying indirect discrimination (analogous to disparate impact) [68].

Consequentially, disparate treatment doctrine prevents a wide range of actions intended to address sustained inequality [8]. Of particular relevance to our work is a 1991 amendment to Title VII [62]. This amendment explicitly prohibits the “use [of] different cutoff scores for . . . employment related tests on the basis of race, color, religion, sex, or national origin”, even if done for reasons of affirmative action. In this paper, we examine the relationship between existing methods for enforcing demographic parity (a technical definition that closely corresponds to avoiding disparate impact), and methods for demographic parity that alter the cutoff score on the basis of inferred race or gender, raising fundamental questions about the legality of existing approaches for enforcing demographic parity.

*Work done during internship at Amazon.

Authors' addresses: Michael Lohaus, michael.lohaus@uni-tuebingen.de, University of Tübingen, Tübingen, Germany; Matthäus Kleindessner, matkle@amazon.com, Amazon AWS, Tübingen, Germany; Krishnaram Kenthapadi, krishnaram@fiddler.ai, Fiddler AI, Palo Alto, USA; Francesco Locatello, locatelf@amazon.com, Amazon AWS, Tübingen, Germany; Chris Russell, cmruss@amazon.com, Amazon AWS, Tübingen, Germany.




Fig. 1. **Feature representations of unconstrained (left), fairness-regularized (center), and group-aware (right) ResNet50 models.** The plots show tSNE [65] embeddings of the last-layer representations of CelebA celebrity images. Each plot shows a classifier trained to identify if people are smiling, with red points corresponding to individuals labeled male, and blue female. The additional use of fairness constraints at training causes a mixed manifold of men and women (left) to separate into largely disjoint sets (center). Similar behavior is observed when training a two-headed model (right) to predict both gender and ‘smiling’.

In particular, we examine the behavior of deep neural networks trained to enforce demographic parity, either by using a regularizer (i.e., an additional loss term) or by preprocessing [35]. There are two plausible routes for how these networks might exhibit demographic parity. Such models could either (i) learn an internal representation that is unpredictable with respect to the protected attribute, or (ii) they could learn to distinguish between groups and tune a separate classifier for each group in a way that happens to result in a demographically fair outcome.

In the context of US law, it is vital to understand which of these cases occurs in practice. If the learned algorithms treat people differently on the basis of their race or gender, this may correspond to *disparate treatment*. We find that networks trained to satisfy demographic parity fall into this second case. Moreover, we show that the more strongly demographic parity is enforced, the more predictive the internal representation is of the protected attribute; see Figure 1.

Building on the observation that the protected attribute is implicitly learned, we train a neural network with a second classification head that explicitly predicts the protected attribute, and use the second head response to directly reduce demographic disparity. Compared to regularized approaches, our training strategy provides better interpretability and improved stability when demographic parity is strongly enforced.

Formally, we consider an ex-post method of enforcing demographic parity over a standard classifier f trained without consideration of fairness. Our method makes a positive decision if the inequality

$$f(x) \geq a_1 g(x) + a_2 \quad (1)$$

is observed, where x is a datapoint, such as a photograph for a curriculum vitae, g is a predictor of the protected attribute, and $a_1, a_2 \in \mathbb{R}$ are tunable parameters that control the accuracy-fairness trade-off. Note that this classifier is constructed to explicitly treat people differently based on their perceived protected attribute (as represented by the response $g(x)$), and hence, demonstrates disparate treatment (cf. Section 4 and Figure 2).

We compare this classifier f to a fair classifier r , which is trained with a fairness regularizer or preprocessing to approximately satisfy demographic parity, and show that f and r are tightly related. We conclude that r also demonstrates disparate treatment. In summary, we make the following contributions.

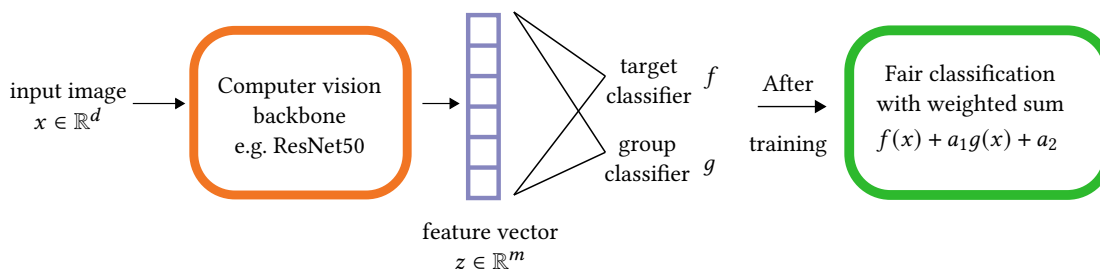


Fig. 2. **Our simple two-headed model for demographic parity**, which exhibits explicit disparate treatment. We add two heads to a pretrained backbone: the target classifier f , and the group classifier g , which predicts the protected attribute. We jointly train both heads and the backbone. After training, we estimate coefficients a_1 and a_2 such that the weighted sum $f(x) + a_1g(x) + a_2$ is accurate and fair.

- (1) The internal state of r is strongly predictive of the protected attribute, and as the emphasis on fairness increases, so does the predictive accuracy for the protected attribute (Section 3).
- (2) The formulation of eq. (1) is an effective approach for creating demographic-parity-fair classifiers. Namely, we show that on computer vision datasets, the performance of eq. (1) closely tracks the optimal accuracy-fairness trade-offs of Lipton et al. [44] without requiring explicit access to the protected attribute (Section 4).
- (3) Decisions of the fair model r , which makes a positive decision if $r(x) \geq 0$, are well-approximated by $f(x) + a_1g(x) + a_2$ and demonstrate the same accuracy-fairness trade-off. Similarly, decisions made by an unconstrained classifier are closely approximated by $r(x) - b_1g(x) - b_2$ (Section 5.1).¹
- (4) Using this close relationship between fair model and the unconstrained model in eq. (1) we are able to identify individuals who have been systematically disadvantaged by decisions made by the fair classifier, and who would have received a positive decision, if their apparent race or gender were different. This allows us to conclude that the demographic-parity-fair method also exhibits disparate treatment (Section 5.2). Legal implications are discussed in Section 6.

2 PRELIMINARIES

2.1 Background on Fair Classification

We define a binary classifier as a function $h : \mathcal{X} \rightarrow \{0, 1\}$ which, given a datapoint x from a feature space \mathcal{X} , aims to accurately predict the datapoint’s assigned label $y \in \mathcal{Y} = \{0, 1\}$. We consider thresholded classifiers of the form $h(x) = \mathbb{1}(f(x) > 0)$ where f is a continuous function $f : \mathcal{X} \rightarrow \mathbb{R}$. We require that h be as accurate as possible, while remaining fair with respect to a protected attribute $s \in \mathcal{S} = \{0, 1\}$ ². We assume a joint distribution \mathbb{P} over $\mathcal{X} \times \mathcal{Y} \times \mathcal{S}$ from which we can draw $(X, Y, S) \sim \mathbb{P}$. We focus on the well-known notion of demographic parity³ (aka statistical parity; [17, 22, 35]) defined as:

DEFINITION 2.1 (DEMOGRAPHIC PARITY). *A binary classifier $h : \mathcal{X} \rightarrow \{0, 1\}$ exhibits demographic parity under a distribution \mathbb{P} if its prediction $h(X)$ is independent of the protected attribute S , that is*

$$\mathbb{P}(h(X) = 1|S = 0) = \mathbb{P}(h(X) = 1|S = 1).$$

¹As we are interested in mimicking discrete yes/no decisions rather than continuous classifier responses, the two statements are not equivalent.

²We stick to the annotations available in the CelebA or FairFace dataset, which are externally assigned binary labels, but in principle, our method in Section 4 works for multiple / non-binary protected groups.

³We focus on demographic parity because of its close relationship with disparate impact. However, demographic parity may be an inappropriate notion of fairness in a range of scenarios, particularly where we wish the classifier to reproduce the assigned labels with high fidelity [26].

We measure the violation of demographic parity by the demographic disparity (DDP), given by

$$\text{DDP} = \text{DDP}(h; \mathbb{P}) := \mathbb{P}(h(X) = 1 | S = 1) - \mathbb{P}(h(X) = 1 | S = 0). \quad (2)$$

Regularized Fair Classification. One common approach for learning a fair classifier is to add a regularizer to the standard training objective [e.g., 7, 9, 42, 46, 49, 58, 73]. Such regularizers are used to enforce numerous fairness definitions and typically impose a continuous relaxation of a discrete fairness measure such as the DDP (2). The regularizer used by [73] is a sigmoid-based relaxation of the squared value of (2), evaluated on the training dataset $(x_i, y_i, s_i)_{i=1}^n$, which is an i.i.d. sample from \mathbb{P} :

$$\widehat{\mathcal{R}}_{\text{DP}}(f) := \left(\frac{1}{|\{i : s_i = 1\}|} \sum_{i \in [n]: s_i=1} \sigma(f(x_i)) - \frac{1}{|\{i : s_i = 0\}|} \sum_{i \in [n]: s_i=0} \sigma(f(x_i)) \right)^2. \quad (3)$$

The fairness regularizer trades-off fairness against the accuracy of the classifier via a hyperparameter λ . In the main body of the paper, we only report results for the regularizer $\widehat{\mathcal{R}}_{\text{DP}}(f)$. See the appendix for results using another regularizer.

We follow [7, 73] in applying the regularizer (3) to the sigmoid output of the networks. This differs from approaches such as [15, 77], which enforce fairness constraints on logits representing real-valued margin distances and have recently been criticized for being easy to satisfy without requiring the classifier to make fair decisions [46].

Preprocessing: Massaging the Dataset. We also examine a preprocessing method [35], which alters target labels prior to training. *Massaging* ‘promotes’ negative points from the disadvantaged group to the positive label if they have a high positive class probability as calculated by a unconstrained classifier and ‘demotes’ positive points from the advantaged group to the negative label if they have a low positive class probability. The number of points whose label is flipped is controlled by a parameter $\lambda \in [0, M]$, where $\lambda = M$ results in the same fraction of positive points for both groups.

2.2 Implicit Disparate Treatment

Lipton et al. [44] examine the popular claim that machine learning models that do not use protected information at test time cannot exhibit disparate treatment [15, 25, 27, 49, 74, 76, 77]. Lipton et al. [44] recommend caution and observe that if the protected attribute s is a deterministic function $s = g(x)$ of the non-protected features x , any sufficiently powerful ML model can learn a function $f(x, s) = \tilde{f}(x)$ with $\tilde{f}(x) = f(x, g(x))$. They argue that even though the protected attribute is not provided at test time, such a model would constitute a case of disparate treatment since it makes decisions based on the *implicitly reconstructed* protected attribute. However, beyond a synthetic experiment in which a classifier discriminates based on hair length (as a proxy of gender), they do not study whether—and how—implicit disparate treatment happens in practice. We complement their work by providing strong evidence that deep neural networks suffer from disparate treatment even when not explicitly using the protected attribute at test time.

Lipton et al. [44] proposed a postprocessing method that requires protected attributes at test time to apply per-group decision thresholds on the classifier response. These thresholds are greedily chosen. Lipton et al. [44] proved that their approach finds optimal thresholds under a given fairness constraint. We compare to them in Section 4.

2.3 Computer Vision and Anti-discrimination Law

We evaluate on standard computer vision datasets. There are two reasons for this: first, large organizations are increasingly aware of the ramifications of releasing data and reluctant to release data that might reveal gender or racial biases. Computer vision remains one of the few areas of modern machine learning where large high-dimensional

datasets continue to be released alongside race- or gender-based annotations. As such, the use of these datasets is perhaps more representative of fair machine learning as it can be practiced within industry, rather than the use of low-dimensional historic datasets that are common to the field. The second reason concerns the recent shift in the way computer vision is used. US anti-discrimination law is primarily concerned with decisions made in the contexts of employment, education, and housing. However, in the past year, we have seen the rise of online proctoring systems that attempt to detect cheating by using computer vision systems to determine where a person is looking. Automatically identifying an individual as cheating can have long-term impact on continued access to education. While the systems are proprietary and little information about them is publicly available, some are known to exhibit racial biases [21]. AI systems are also being used to determine if workers are smiling sufficiently [66], and it is likely a matter of time until similar technology is used to evaluate the job performance of customer-facing workers. As such, it is vital that we understand how such systems interact with an individual’s rights and with anti-discrimination legislation.

2.4 Datasets and Technical Details

The CelebA dataset [45] contains 202,599 images of celebrity faces with 40 binary annotations, such as WEARING_GLASSES, SMILING or MALE. We use the Aligned&Cropped subset and its standard split into train, test, and validation data. We center-crop the images and resize them to 224×224 . During training, we randomly crop and flip images horizontally. We use [56] as reference for choosing target and protected labels. In the appendix, we report additional results on the FairFace dataset [36]. Given a fixed target attribute and protected attribute, we train all parameters of a pretrained ResNet50 [28] or MobileNetV3-Small [30] backbone provided by PyTorch with the binary cross entropy loss. The dimension m of the last-layer representation $z \in \mathbb{R}^m$ is $m = 2048$ for the ResNet50 and $m = 1024$ for MobileNetV3-Small. We train with Adam [40], a learning rate of 10^{-4} , and a batch size of 64 for a total of 20 epochs, and we select the model with the highest average precision achieved on the validation set. If there is no progress on the validation loss for more than 8 epochs, we reduce the learning rate to 10^{-5} .

3 PROTECTED ATTRIBUTE AWARENESS IN FAIR NETWORKS

We develop tools and statistical tests that allow us to understand if deep networks enforce demographic parity by either (i) learning an internal representation that is uninformative with respect to the protected attribute, or (ii) by learning a representation that separates groups, thus allowing each group to be treated differently in a way that results in a fair outcome. For both regularized and preprocessing approaches, awareness of the protected attribute increases as fairness is more strongly enforced. To measure how well a network separates the protected groups, we examine how accurately a linear classifier can recover the protected attribute from the responses of the last layer of a neural network trained to enforce demographic parity. As we increase the fairness parameter λ , the accuracy of predicting the protected attribute from the last layer is approaching the performance of a model that is explicitly trained to do so. In this section, we present results for the fairness regularizer defined in (3). Results for the other regularizer and for the preprocessing method *Massaging* [35] are presented in Appendix A.2.

Experimental Setup. We choose a target and a protected attribute from 9 binary attributes of the CelebA dataset. For each distinct pair of target and protected attribute, we train 12 models – corresponding to fairness parameter $\lambda \in \{0, 0.1, 0.5, 1, 2, 3, 4, 5, 10, 15, 20, 30\}$. For every model, we train a linear classifier using logistic regression to predict the protected attribute from the model’s frozen last-layer representation; we refer to such a classifier as protected attribute classifier or group classifier.

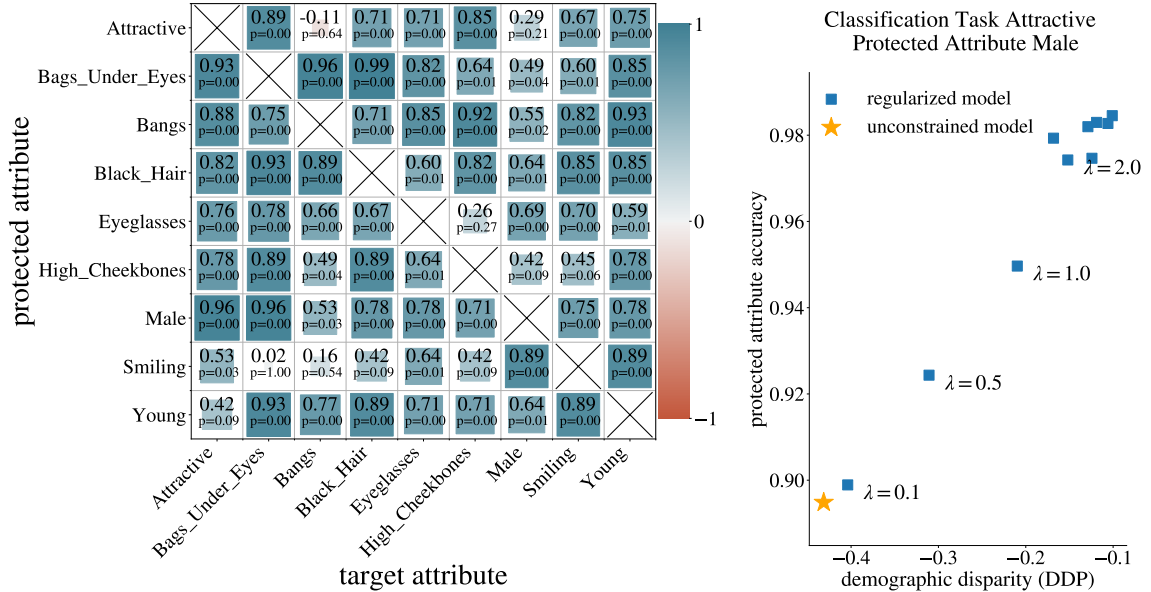


Fig. 3. *Left: Kendall-tau rank correlations between fairness parameter λ and accuracy of protected attribute classifier.* For each pair of protected attribute (row) and target (column), we train 12 regularized ResNet50 models while varying the fairness parameters λ . Given their fixed last-layer representations, we train linear classifiers to predict the protected attribute. From the resulting 12 pairs of λ and protected attribute accuracy, we test for a monotonic relationship between λ and group accuracy by computing the Kendall-tau rank correlation. The color and size of a square correspond to the value and magnitude of the correlation coefficient. **For almost all tasks, the accuracy of predicting the protected attribute increases as the fairness parameter increases.** *Right: As one example, for target ATTRACTIVE and protected attribute MALE, we show how the linear separability of gender increases together with the regularization strength.* For all experiments, the network is first trained with fairness constraints, and the group classifier is subsequently trained on the frozen last-layer representation to predict the protected attribute.

Evaluation. For each pair of target and protected attribute, we evaluate if increasing λ increases the accuracy of a linear classifier trained on the last layer. We test for a monotonic relationship using the Kendall-tau correlation τ [37].

We perform this test on 12 datapoints consisting of two values: the fairness parameter λ and the accuracy of the protected attribute classifier that predicts the protected attribute from the last-layer representation. Additionally, we compute a two-sided p-value for the null hypothesis of independence between λ and the accuracy. Since the regularized approach can collapse to a trivial near-constant classifier when λ is too large, we discard models with accuracy in the lowest quartile between the accuracy of a constant classifier and the accuracy of an unconstrained classifier.

Results. Figure 3 summarizes our results. For 71 out of 72 experiments the Kendall-tau correlation shows a positive correlation between λ and the protected attribute accuracy. In 62 out of the 72 experiments, we can reject the null hypothesis of independence at a significance level of $p < 0.05$. The correlation in those experiments shows a very strong monotonic relationship with a correlation higher than 0.49. For nine experiments, we observe lower but still positive values of the correlation coefficient τ and higher p-values. Only when the protected attribute is ATTRACTIVE and the target is BANGS, we find a negative correlation, but with an insignificant p-value of $p = 0.64$. The right panel of Figure 3 depicts the behavior of one specific experiment. For this experiment, the protected attribute is MALE and the target is ATTRACTIVE. We see an increase of up to 8% in the group classifier accuracy as we increase the fairness parameter λ .

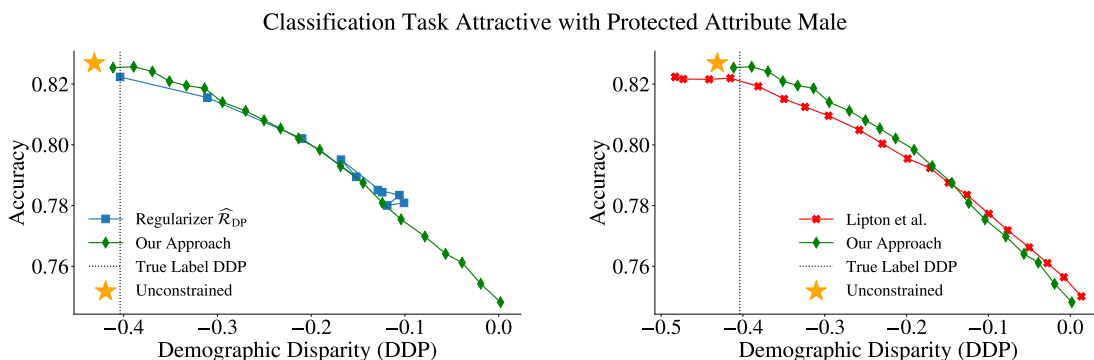


Fig. 4. **Comparison of different fairness approaches.** We compare our group aware model to a fairness-regularized model (*left plot*) and the approach of Lipton et al. [44] (*right plot*) on when predicting the target ATTRACTIVE with respect to the protected attribute MALE. For all methods, we observe the typical trade-off: as the model becomes fairer (DDP is closer to 0), the target accuracy for ATTRACTIVE decreases. All methods obtain similar accuracy for a particular DDP value. However, the regularizer approach is unable to achieve near perfect fairness and saturates around a DDP value of -0.1 . Note that Lipton et al. [44] requires the protected attribute at test time, while we infer the protected attribute. More datapoints are shown in the scatter plot for Lipton et al. [44], and our approach because they can be generated by varying thresholds without retraining. In contrast, the regularized approach, requires a full-retraining for every choice of fairness parameter.

Conclusion. Increasing the fairness regularization of neural networks makes it easier to recover the protected attribute. We often find a strong monotonic relationship between the fairness parameter and the ability to recover the protected attribute using information in the last layer. Moreover, this relationship was always statistically significant when MALE was the protected attribute. As Lipton et al. [44] observed that disparate treatment can occur if a system is able to infer the protected attribute (cf. Section 2.2), this increase in accuracy is a cause for concern. However, it does not guarantee that knowledge of the protected attribute is used and that disparate treatment is occurring. Sections 4 and 5 build on this initial analysis and show that it occurs in practice.

4 A NEW FAIRNESS METHOD: EXPLICIT GROUP AWARENESS TO ENFORCE DEMOGRAPHIC PARITY

To understand if and how existing approaches use knowledge of the protected attribute, we contrast their behavior with that of a novel approach that explicitly infers the protected attribute and rescores individuals with it. As well as analyzing other existing approaches, the approach is valuable for its ability to efficiently find accurate classifiers with a particular demographic disparity, and its reliability in generating classifiers with extremely low demographic disparity.

Model Construction. We consider a standard network backbone (e.g., ResNet 50), with two heads. The first head $f : \mathcal{X} \rightarrow \mathbb{R}$ outputs a score for predicting the target attribute and the second head $g : \mathcal{X} \rightarrow \mathbb{R}$ a score for the protected attribute (see Figure 2 for a sketch). We present results with a ResNet50 in the main body of the paper, and include further results with the MobileNetV3-Small architecture in Appendix A.3.

The first head f is trained to minimize binary cross entropy, while g minimizes the mean squared error. This results in second-head outputs that are close to the binary labels $\{0, 1\}$ rather than a calibrated score. We minimize the objective:

$$\widehat{\mathcal{L}}(f, g) = \frac{1}{n} \left(\sum_{i=1}^n \widehat{\mathcal{L}}_{\text{BCE}}(\sigma(f(x_i)), y_i) + (g(x_i) - s_i)^2 \right).$$

We train the two heads directly, rather than using a regularizer or preprocessing to achieve fairness. After training, we combine the two heads f and g to create a new fair scoring function F that maximizes accuracy on the original classification task while enforcing fairness. The function F takes the form $F(x) = f(x) + a_1g(x) + a_2$ for coefficients $a_1, a_2 \in \mathbb{R}$. Note that at test time F can be compressed into a single head, that is if $f(x) = w_f \cdot z(x) + b_f$ and $g(x) = w_g \cdot z(x) + b_g$, with $z(x)$ being the last-layer representation, then $F(x) = (w_f + a_1w_g) \cdot z(x) + (b_f + a_1b_g + a_2)$.

To find coefficients a_1 and a_2 such that the predictions of the thresholding rule $\mathbb{1}(F(x) > 0)$ are fair and maximally accurate, we perform a grid search on validation data and select the most accurate classifier that matches a given demographic disparity. We compare our approach to Lipton et al. [44] who’s similar approach provided optimal per-group thresholds but requires explicit knowledge of the protected attributes at test time.

If the group classifier g is perfect, our approach and Lipton’s coincide. If g does not predict the protected attribute well, the classifier that our procedure yields can perform only worse than the one obtained from the approach of [44] (at best, the two classifiers are the same; cf. Theorem 4 in their paper). In our computer vision setting, however, the accuracy of predicting the protected attribute is typically very high (e.g., on MALE from CelebA, we achieve an accuracy of around 98%), and, as we show, the performance of our approach is very close to that of [44].

Experimental Setup. We train the regularizer approach with the same range of 12 parameter values as in Section 3. Since the computational cost of training 12 models is much higher than training one model of our two head approach or one unconstrained model for Lipton, we compute solutions with our grid search or Lipton’s greedy search for 20 equidistant fairness constraints between perfect fairness and the fairness of the unconstrained classifier.

Results. Figure 4 compares the accuracy-fairness trade-off of our approach, the regularizer approach and Lipton et al. [44] for a range of fairness parameters. All three methods offer similar accuracy for a particular choice of demographic disparity. However, for the regularized model, it is difficult to control this trade-off or to find extremely fair solutions. In contrast, our approach and [44] allow easy selection of a model with a particular demographic disparity. While the performance of our approach and [44] is similar, we do not require the protected attribute at test time.

Table 1 reports the accuracy obtained under strict fairness constraints. In the first block of rows, we require the minimum fairness improvement compared to the unconstrained classifier to be 50%, that is we want, in absolute value, the DDP to be at most half of the DDP of the unconstrained classifier. For all methods, we choose the most accurate model among the models that are fair enough. In the second block, we want the DDP to be at most 20% of the DDP of the unconstrained model. With respect to the accuracy-fairness trade-off all methods perform comparably. However, if we require a substantial reduction of unfairness, the regularizer approach and preprocessing often fail to find a valid solution. In contrast, Lipton et al. [44] and our approach, always find sufficiently fair solutions due to their direct search for per-group thresholds.

Conclusion. Our method has several advantages compared to standard approaches. (i) The latter requires training a new model for every fairness parameter λ , which might make tuning λ very expensive until a desirable level of fairness is reached. Our approach on the other hand requires a single explicit model and the output scores of the two heads. (ii) We make the influence of the group classifier in the final decision explicit and transparent. Due to the simple weighted sum, we can determine the different group-wise decision thresholds. In summary, **our approach reliably finds high accuracy solutions for a given demographic disparity** without requiring the protected attribute at test time.

Table 1. **Accuracy under strict fairness constraints.** We show the effectiveness of various approaches at substantially decreasing demographic disparity. A cross indicates failure to reach the required fairness. For small reductions in disparity, all methods have a similar accuracy-fairness trade-off. However, the regularized approach repeatedly failed to find sufficiently fair solutions. For greater reductions, it does not reliably find a sufficiently fair model in seven out of eight cases. **Our two-headed approach always finds a sufficiently fair solution** and is comparable to Lipton’s approach, which, unlike ours, requires the protected attribute at test time.

	Attractive	Bags_Under_Eyes	Bangs	Black_Hair	Eyeglasses	High_Cheekbones	Smiling	Young
50% disparity reduction								
Lipton	0.7955	0.8452	0.9469	0.8959	0.9680	0.8641	0.9240	0.8770
Our Approach	0.8021	0.8419	0.9463	0.8905	0.9775	0.8615	0.9227	0.8756
Massaging	0.7992	0.8337	0.9481	0.9002	0.9718	0.8546	0.9207	0.8679
Regularizer $\widehat{\mathcal{R}}_{DP}$	0.8021	0.8274	✗	0.9023	✗	0.8350	✗	0.8701
80% disparity reduction								
Lipton	0.7719	0.8344	0.9336	0.8959	0.9632	0.8456	0.9137	0.8617
Our Approach	0.7698	0.8332	0.9301	0.8881	0.9647	0.8436	0.9118	0.8592
Massaging	0.7674	0.8185	✗	0.8989	✗	✗	✗	0.8573
Regularizer $\widehat{\mathcal{R}}_{DP}$	✗	0.8274	✗	✗	✗	✗	✗	✗

5 DISPARATE TREATMENT IN FAIR NETWORKS

Here we examine the tight relationship between our explicit approach and the behavior of fair networks. Given a fair neural network, we aim to recover the corresponding unconstrained model using only the fair network and the protected attribute classifier from our explicit approach presented in Section 4. Similarly, we reconstruct the fair network with our group-aware method by building a weighted sum of the target classifier and the protected attribute classifier. These reconstructed decisions allow us to identify individuals treated differently based on inferred group membership and demonstrate disparate treatment.⁴

5.1 Fair Networks Behave like the Explicit Approach

We recover the predictions of the fair model r_λ by using the target task head f and group classifier g . We use logistic regression to find parameters $a_1, a_2 \in \mathbb{R}$ such that $\mathbb{1}(f(x) + a_1g(x) + a_2 > 0)$ accurately replicates $\mathbb{1}(r_\lambda(x) > 0)$. Given fixed f and g , we repeat this process using five different initial random seeds of r_λ . Next, we show that it is possible to recover the predictions of the unconstrained model h with a weighted sum of the fair classifier r_λ and the group classifier g . We run logistic regression to find $b_1, b_2 \in \mathbb{R}$ such that $\mathbb{1}(r_\lambda(x) - b_1g(x) - b_2 > 0)$ recovers the prediction $y = \mathbb{1}(h(x) > 0)$.

Coefficients a_1 and a_2 , or b_1 and b_2 are found using validation data. We learn new coefficients for every λ and random seed; repeating this second experiment for five unconstrained models trained with different random seeds.

For both experiments, a substantial challenge lies in the random behavior of deep learning classifiers. Training a deep network is a nonconvex problem, and the solution found is highly dependent on its initial seed. To take this instability into account, we provide baselines that measure how decisions vary when retraining networks. We retrain regularized networks for every choice of λ in the first experiment, and retrain the unregularized network in the second.

⁴In the main body of the paper, we report results for the regularized approach (3). Appendix A.4 reports preprocessing results.

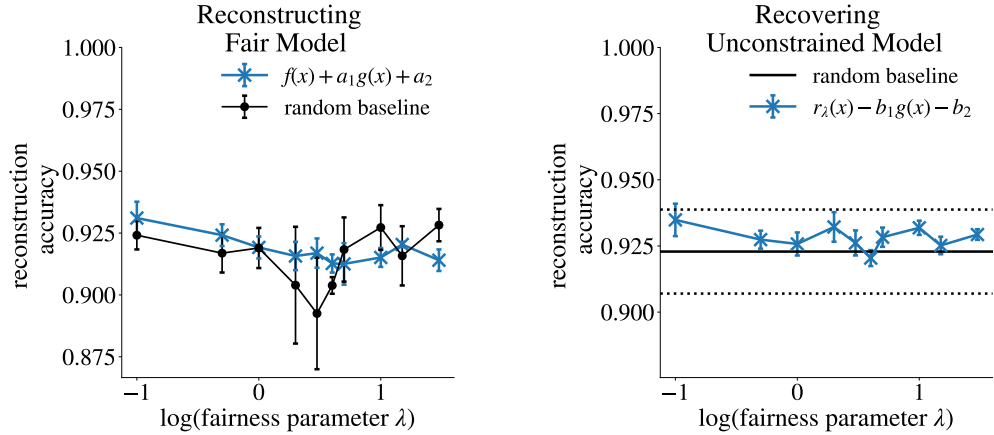


Fig. 5. *Left: Reconstructing the fair classifier.* For a range of parameters λ (x-axis) we find a_1 and a_2 so that $f + a_1g + a_2$ mimics the predictions of a regularized classifier r_λ . For the entire range of fairness parameters, the predictions of the regularized model are closely recovered by the two-headed approach. *Right: Recovering the unconstrained classifier.* We find parameters b_1 and b_2 such that $r_\lambda - b_1g - b_2$ recovers the predictions of an unconstrained classifier h . From the fair model r_λ and the protected attribute classifier g we can replicate an unconstrained classifier’s predictions, as accurately as another unconstrained model. In this example we predict ATTRACTIVE, the protected attribute is MALE, and we use a ResNet50. **Random Baseline.** We also measure the disagreement among retrained models initialized with different random seeds. For the left figure, we retrain the fair model for each λ , on the right, we retrain the unconstrained model.

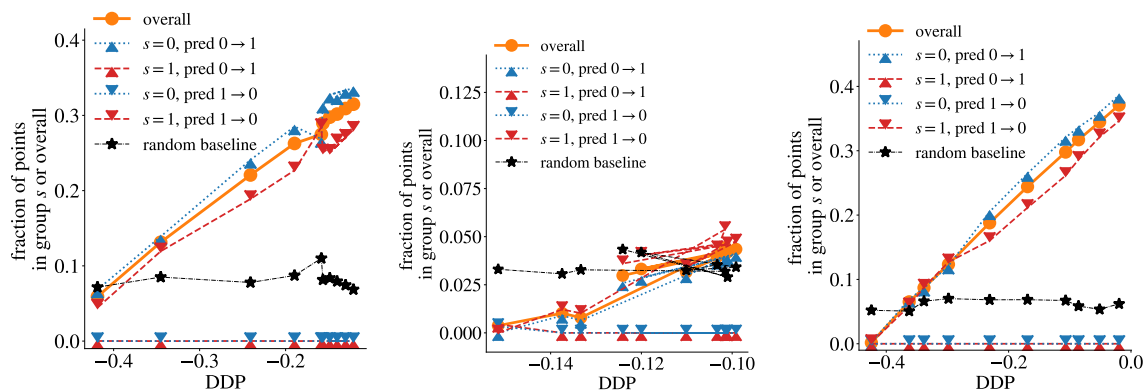
Results. In Figure 5 we show ResNet50 models trained to predict ATTRACTIVE; the protected attribute is MALE (see Appendix A.4 for other tasks). The left panel evaluates how accurately our explicit approach recovers the predictions of the regularized model r_λ . We find that most of the error in recovering predictions can be attributed to classifier instability, and that retraining a classifier from scratch with a new random seed gives similar disagreement to using our reconstructed classifier. In the right panel of Figure 5, we plot the reconstruction accuracy of $r_\lambda - b_1g - b_2$ with respect to the unconstrained classifier. By simply adding the group classifier response $g(x)$ to $r_\lambda(x)$, we obtain the predictions of the unconstrained classifier. **Compared to the baseline, we recover the unconstrained classifier responses for all r_λ with similar fidelity to simply retraining the target classifier from scratch.**

5.2 Identifying Disparate Treatment in Deep Networks

We can now quantify the disparate treatment of a neural network. By exploiting our explicit estimation of the protected attribute, we can ask the counterfactual question: how would the decision have changed if the individual had belonged to the other group?

Experimental Setup. As described in the previous subsection, we find the closest weighted sum $f + a_1g + a_2$ of the two heads that best replicates the decisions of a given model r_λ . Then, for every individual x in the test set, we replace the group classifier response $g(x)$ with the median output of the group that x does *not* belong to. We evaluate how many times the prediction changes when the second head output is replaced by this counterfactual.

Results. Figure 6 shows the proportion of individuals for whom their prediction changes. For the fairest models in the left panel, up to 30% of all individuals receive a different outcome when their second head output $g(x)$ is replaced by the median output of the other group. This is substantially more than the number of changed predictions, which we

(a) ResNet50 with regularizer $\widehat{\mathcal{R}}_{\text{DP}}$ predicting target attribute ATTRACTIVE.(b) ResNet50 with regularizer $\widehat{\mathcal{R}}_{\text{DP}}$ predicting target attribute SMILING.

(c) MobileNetV3-Small with Massaging preprocessing target attribute ATTRACTIVE.

Fig. 6. **Uncovering disparate treatment—proportion of changed predictions under counterfactual group classifier.** How many individuals are treated differently based on their protected attribute? Using our two-headed approach, we replace the group classifier output $g(x)$ of an individual x from group $s \in \{0, 1\}$ with the median output \widehat{g}_{1-s} of the other group $1-s$. We plot the proportion of all points where the label changes (orange curves), and the proportion of points in each protected group for which the prediction either changed from 0 to 1 or changed from 1 to 0 (red and blue curves with markers pointing up or down). *Left:* As the fairness parameter increases and fairness of the regularized model improves (DDP closer to 0 is fairer), the proportion of changed predictions increases. For the fairest model, around 30% of points would obtain a different outcome if their perceived gender changed. Moreover, when the positive label is a benefit, only the disadvantaged group benefits and only the advantaged group is harmed from a changed protected attribute. *Center:* We also observe cases where there is a only small change in demographic disparity and no substantial proportion of points are treated differently based on the protected attribute. *Right:* We conduct the same experiment for preprocessing [35]. Again, up to 35% of predictions change if the predicted group membership changes.

obtain when retraining with a different random seed (roughly 7% of the points). As expected, the proportion of changed predictions linearly increases with model fairness (governed by the parameter λ). Similar behavior occurs for both the regularized approach (Figure 6, left) and preprocessing (right).

While the behavior of our two-headed system is difficult to distinguish from that of a retrained fair classifier, the disagreement between retrained classifiers means that we can not point to an individual and conclude that they received a different decision because of their protected attribute. Nonetheless, in scenarios where changing the protected attribute alters a much greater proportion of decisions than the proportion of decisions where the classifiers disagree (see Figure 6 left and right, in contrast to center) we can conclude that it is likely particular individuals suffered disparate treatment.

Conclusion. When fair networks show the same behavior as our explicit awareness model, we can analyze the influence of group membership. Using our explicit approach, we can evaluate how fair networks systematically treat individuals differently on the basis of their protected attribute.

6 LEGAL IMPLICATIONS OF OUR ANALYSIS

The analysis set out in this section is restricted to areas where the doctrine of disparate treatment is relevant. This includes areas where decisions are made concerning an individual’s access to: education, employment, and housing. We start by noting that by design our two-headed approach exhibits disparate treatment. It assigns individuals into different racial or gender-based groups and uses this to alter cutoff scores in a way that explicitly violates Title VII [62]

as outlined in the introduction. What is less straightforward is the relationship of the methods that we have shown to have the same systematic behavior as our new approach.

Overview. Our argument can be decomposed into three parts. We address each point in detail below:

- (1) Disparate treatment may occur even if the treatment is based on inferred attributes (such as race or sex) rather than explicitly provided attributes.
- (2) Our explicit formulation (Section 4) exhibits the behavior used to *indirectly* identify disparate treatment.
- (3) Other fairness approaches considered exhibit the same behavior as our explicit approach, and as the relevant tests for disparate treatment are based on systematic behavior, these approaches also exhibit disparate treatment.

Finally, we explicitly identify the individuals likely disadvantaged by enforcing fairness, and consider circumstances where the use of such systems may be acceptable, and look at existing legal arguments.

1. Implicit Disparate Treatment. Multiple machine learning papers [2, 15, 53, 77] have asserted that machine learning systems that do not explicitly take into account knowledge of the protected attribute at prediction time cannot be performing disparate treatment. From a legal perspective, this is an oversimplification. Many of the legal tests for disparate treatment involve a demonstration of intent to treat protected groups differently [39], and it is irrelevant if knowledge of the groups is given as data from a trusted party or inferred from a photograph or other data. As an example of case law supporting this, [29] gives *Hunt v. Cromartie* [31] where the plaintiffs demonstrated that location was used as a proxy for race in an instance of disparate treatment. The situation considered here is even more extreme than that of *Hunt v. Cromartie*. As we use photographic data as input, to deny that disparate treatment can occur here is the same as denying that disparate treatment can occur on the basis of an individual’s appearance.

2. The Disparate Treatment of Our Approach. Systems which explicitly alter scoring on the basis of race or gender are widely acknowledged as being examples of disparate treatment, with [29] writing that there is such wide agreement that it is not worth discussing. While creating a system that makes explicit use of a protected attribute when making decisions demonstrates intent, it is not the only way to do so. In particular, as it is difficult to explicitly demonstrate intent when someone is either unable or unwilling to explain honestly why they made decisions, the courts recognize indirect evidence of the form: “. . . evidence, whether or not rigorously statistical, that employees similarly situated to the plaintiff other than in the characteristic (pregnancy, sex, race, or whatever) on which an employer is forbidden to base a difference in treatment received systematically better treatment” [63]. By design, our approach explicitly treats ‘similarly situated’ individuals, i.e. those who receive a similar score $f(x)$ from a classifier trained without consideration of their protected attribute, differently by changing their score and adding the term $a_1g(x) + a_2$ which explicitly depends on their inferred protected attribute.

3. The Disparate Treatment of Other Approaches. As the implicit argument of the previous section relies on the systematic behavior of a decision-making system, it can be directly applied to systems trained to satisfy a fairness constraint. In such cases, we only know that the system enforces the constraint, but not necessarily how. However, as we are only concerned with the system behaviour, i.e. the decisions made, if the system is closely mimicked by our approach, the same argument applies, and we can identify those individuals with similar scores $f(x)$ who probably⁵ receive different decisions by virtue of their race or gender.

⁵As the reconstruction is not exact, we cannot be certain, however, note that the evidence provided does not even need to be *rigorously statistical* [63].

Identifying Disadvantaged Individuals. We can therefore identify individuals that are likely to have received an unfavorable decision by virtue of their inferred protected attribute. As we can recover a close approximation of the decisions of the fair model of the form $r(x) \approx f(x) - a_1g(x) - a_2$, individuals who initially receive a score $f(x)$ in the region $f(x) \in [a_2, a_1 + a_2)$ are likely to receive different decisions by virtue of their inferred race or gender $g(x)$ ⁶.

Potential Mitigation. One possible defense is to reject the relevance of the classifier f trained on ground-truth data without fairness considerations, and to claim that individuals with similar $f(x)$ scores are not in fact “similarly situated” [63]. It is always possible to generate some classifier⁷ f from an existing classifier r , by subtracting any arbitrary terms of the form $a_1g(x) + a_2$ from $r(x)$. As such, the existence of f is insufficient to conclude that the existing classifier r exhibits disparate treatment, and we also need to know that individuals with similar scores $f(x)$ are “similarly situated”. As such, where this unaware classifier f was trained on data that does not correspond to a direct measure of performance, and is known to be systematically biased [6, 68], there is little reason to believe that individuals with similar scores are also “similarly situated”. This argument was proposed outside of algorithmic fairness by Selmi [59] who argued that a stronger defense could have been mounted in [57] by challenging the predictive value of the test.

Existing Legal Arguments. A full summary of the existing debate is out of scope for what is primarily a machine learning paper, and as such we touch upon three papers to indicate the range of opinions. Kroll et al. [43] argued that protected attributes should not be used as part of the decision-making system, but that the use of ML fairness methods that use protected attributes at training time was less likely to be considered an instance of disparate treatment than an ex post correction that explicitly alters the score of individuals with a particular race or gender. In particular, Kroll et al. [43] considered [63] and similar judgements and concluded that compared to ex-post measures⁸ “incorporating nondiscrimination in the initial design of algorithms is the safest path that decision makers can take.” This argument hinges upon an explicit lack of understanding of the behavior of ML systems, i.e., without knowing the details of how an opaque fair system behaves it is not possible to say that it exhibits disparate treatment. Hellman [29] argued that as disparate treatment depends upon intent, in certain circumstances, the use of protected attributes can be acceptable at decision time. Bent [8] offered two main arguments: First, that as disparate treatment hinges upon intent, the combined use of racial data (even if only at training time) with any form of fairness constraints shows an expressed intent to treat different races differently, and should also be considered disparate treatment⁹ ¹⁰.

In response to Bent [8], we note that: (i) bias-preserving fairness metrics [67] (i.e., the majority of existing fairness metrics) ensure that classifiers are sufficiently accurate for all groups, by matching the distribution of errors over different groups. (ii) Kroll et al. [43] also argued that in [57] the court’s lack of concern regarding the use of race to determine that the scoring mechanism was equally effective for all racial groups indicated that this was a legitimate use of racial data. Putting these two arguments together, it seems likely that enforcing many forms of fairness need not be a form of disparate treatment, and that it depends instead on specific facts of implementation and particularly if it is possible to identify individuals who are systematically disadvantaged by the fact of their race under a fair system.

⁶This relies on $g(x)$ being close to an indicator function with 94% of function responses being either 0 or 1 with a tolerance of ± 0.1 .

⁷Here, we consider f an arbitrary classifier, and not necessarily the unconstrained classifier trained on the data.

⁸Ex-post methods adjust an already generated scoring system by choosing different thresholds for members of different groups.

⁹Bent [8] argues that this should hold for any form of fairness constraint, not just the forms of demographic parity we consider.

¹⁰The second argument Bent [8] considers is the difference between running an algorithm with and without race-based fairness constraints. Bent argues that any individual receiving a change in decision should be considered evidence of a difference in treatment. This argument is problematic due to the non-deterministic behavior of deep learning algorithms. As shown in Figures 5 and 6, simply rerunning the same algorithm with a different seed can result in significant changes in labels assigned to the test set, and what is needed is evidence of a systematic change in treatment over and above the expected intrinsic variability. Inherently, such evidence cannot come from considering a single individual, but must occur at the population level.

Our position lies midway between Kroll et al. [43] and the first argument of Bent [8], and is simply that a blanket decision if algorithmic fairness violates disparate treatment is inappropriate and depends upon the facts of the particular ML system considered and the data it is deployed on. Our position is that the improved understanding from using the techniques set out in this paper is sufficient to determine that some ML fairness systems also exhibit disparate treatment (see Section 3 and Figure 1); and, more importantly, the decisions made by a fair regularized classifier are indistinguishable from those training a classifier designed to exhibit disparate treatment (see Section 4).

Conclusion. While it may not be possible to determine a priori if a particular fairness definition gives rise to disparate treatment, our decomposition of existing fair classifiers into an unconstrained classifier $f(x)$, and a second head that rescores the response using inferred race or gender, strongly aligns with the legal definition of disparate treatment. As such, we believe that this decomposition will be of value in determining the legality of deploying fair systems in practice. From a practical perspective, this disparate treatment is most strongly observed when the unconstrained classifier f has high demographic disparity, and demographic parity is strongly enforced. This makes it unlikely for any of the considered fairness methods to be appropriate tools to enforce equity without legal reform.

7 OTHER RELATED WORK

Exploiting Disparate Treatment. Oneto et al. [52] propose to infer the protected attribute from non-protected features and to use the inferred attribute to learn “group specific” models, as a way to enforce equalized odds. While their approach is similar to our two-headed approach presented in Section 4, their interpretation is quite the opposite from ours: they consider their approach as a means of overcoming disparate treatment while we argue that such an approach should not be treated differently than an approach that explicitly uses protected information. Other papers proposed the use of protected information for learning group-dependent models, when doing so is legally acceptable and the protected information is available to improve performance and / or fairness [18, 41, 64].

Bias and Bias Amplification in Deep Neural Networks. Numerous papers have found deep networks discriminate based on protected groups [3, 5, 11, 23, 41] and may even amplify bias present in the training data [12, 33, 54, 69, 71, 80]. Deep models have also been found to “overlearn”, that is they learn representations encoding concepts that are not part of the learning objective; e.g., encoding race when trained to predict gender [60, 61]. [61] argued that overlearning is problematic from a privacy perspective as it reveals sensitive information. However, they did not consider if it allows models to disparately treat different groups. To detect unintended classifier bias, [5, 14] synthesized counterfactual images by changing latent factors of a generative model, corresponding to attributes such as race, and seeing how performance alters. This is related to our approach, however, they do not examine how fair models alter this behavior, and our decomposition of models into two heads allows us to reason counterfactually without generating images.

Bias Mitigation Methods. In the last few years, a plethora of fairness notions, that is definitions of fairness-concerning bias, along with methods for mitigating such bias have been proposed, both in supervised and unsupervised learning. The methods in supervised learning are usually categorized into three groups: preprocessing methods, in-processing methods, and postprocessing methods (see [13, 50] for survey papers). In this paper we study methods from each of the three groups (cf. Section 2): the regularizer approach belongs to the group of in-processing methods (and so does our strategy proposed in Section 4), the massaging method of [35] is a preprocessing method, and the strategy of [44] is a postprocessing method. While the earlier papers on fair ML mainly considered tabular data, more recently, bias mitigation has also been studied in the context of deep learning [16, 56, 70–72]. Fazelpour and Lipton [20] discuss a broader human-centered view going beyond altering algorithms with parity metrics.

Fair Representation Learning. This line of work proposes techniques to learn data representations such that an ML model trained on top of such a representation is fair, without enforcing the latter model to be fair [1, 4, 10, 19, 24, 32, 47, 48, 51, 55, 75, 78, 79]. These techniques come in various flavors, and depending on the concrete design they are considered either as preprocessing or in-processing methods. When aiming for demographic-parity-fair classifiers, they try to learn representations that do not contain any information about the protected attribute, or are independent of the attribute. Hence, for these techniques one should not observe the phenomenon of attribute awareness we found for networks regularized to satisfy demographic parity or trained on massaged datasets, at least not when examining the final representation layer. However, it is an interesting question for future work whether methods for fair representation learning suffer from attribute awareness in earlier network layers.

8 CONCLUSION

This paper makes two contributions to the literature. *First*, our two-headed approach for enforcing fairness offers a more efficient and reliable way of enforcing a chosen degree of demographic parity. Unlike regularization-based approaches that require multiple training runs with different regularization parameters to find a desired trade-off, our approach allows for joint training of both heads once, and then a search for the desired trade-off by tuning weights using precomputed network responses on a validation set. As such, it is possible to efficiently find a family of classifiers of varying fairness and accuracy for little more compute than simply training an unfair classifier in the first place.

Second, we have shown how existing methods for enforcing demographic parity in deep networks learn a latent representation that is more predictive of the protected attribute. We have shown a close coupling between the behavior of these approaches to the explicit two-headed model. This tight coupling allows us to identify individuals who are likely to be systematically favored or disfavored by virtue of their protected attribute and to conclude that existing methods for enforcing fairness also enforce disparate treatment.

In hindsight, our findings are perhaps unsurprising. The existing methods considered can be seen as altering the labels¹¹ assigned to individuals in the training set, on the basis of their protected attribute, and as the trained network generalizes from training to test data it brings this behavior with it. Still, it requires the comparison to our two-headed approach to confirm these intuitions and to demonstrate that disparate treatment of this kind not only happens on training data, but also on test data. We wish to emphasize that we have provided tools for identifying disparate treatment, and shown that the use of some fairness methods on some datasets exhibit disparate treatment. Our findings do not imply that *all* methods for enforcing demographic parity suffer from disparate treatment, merely that some can, and that caution should be used when deploying such methods.

While our analysis presents several challenges to deploying fair ML systems in the US, it is consistent with other rulings on discrimination in US law. In general, the US requires that considerations of equity and affirmative action are satisfied by shaping an entire process to be more inclusive, and not simply by imposing race or gender-based quotas on outcomes [20, 34]. However, the opaque nature of ML makes it extremely challenging to define fair algorithms without formulating the definitions in terms of outcomes¹². For this reason, we believe that legal reform is needed to explicitly allow the use of fair ML techniques as a tool to reduce disparate impact and increase equity.

¹¹Regularized approaches do so by enforcing a soft quota, while preprocessing explicitly relabels individuals.

¹²See [38] for an excellent legal analysis that includes the legality of other approaches that do not explicitly rely on outcomes.

ACKNOWLEDGMENTS

We are grateful to members of Governance of Emerging Technologies and the Trustworthy Auditing for AI project, particularly Sandra Wachter and Johann Laux for their insights. The legal discussion strongly benefited from their thoughtful suggestions. We would also like to thank Dominik Zietlow for his practical advice.

REFERENCES

- [1] Tameem Adel, Isabel Valera, Zoubin Ghahramani, and Adrian Weller. 2017. One-network adversarial fairness. In *AAAI Conference on Artificial Intelligence*.
- [2] Alekh Agarwal, Alina Beygelzimer, Miroslav Dudik, John Langford, and Hanna Wallach. 2018. A Reductions Approach to Fair Classification. In *International Conference on Machine Learning (ICML)*.
- [3] Vitor Albiero, Krishnapriya KS, Kushal Vangara, Kai Zhang, Michael C King, and Kevin W Bowyer. 2020. Analysis of gender inequality in face recognition accuracy. In *IEEE/CVF Winter Conference on Applications of Computer Vision Workshops (WACV)*.
- [4] Mohsan Alvi, Andrew Zisserman, and Christoffer Nellaker. 2019. Turning a blind eye: Explicit removal of biases and variation from deep neural network embeddings. In *European Conference on Computer Vision (ECCV) - Workshop*.
- [5] Guha Balakrishnan, Yuanjun Xiong, Wei Xia, and Pietro Perona. 2020. Towards Causal Benchmarking of Bias in Face Analysis Algorithms. In *European Conference on Computer Vision (ECCV)*.
- [6] Solon Barocas and Andrew D Selbst. 2016. Big data’s disparate impact. *Calif. L. Rev.* 104 (2016), 671–732.
- [7] Harry Bendekgey and Erik B. Sudderth. 2021. Scalable and Stable Surrogates for Flexible Classifiers with Fairness Constraints. In *Conference on Neural Information Processing Systems (NeurIPS)*.
- [8] Jason R Bent. 2019. Is algorithmic affirmative action legal? *Geo. L.J* 108 (2019), 803–853.
- [9] Alex Beutel, Jilin Chen, Tulsee Doshi, Hai Qian, Li Wei, Yi Wu, Lukasz Heldt, Zhe Zhao, Lichan Hong, Ed Huai-hsin Chi, and Cristos Goodrow. 2019. Fairness in recommendation ranking through pairwise comparisons. In *ACM International Conference on Knowledge Discovery and Data Mining (KDD)*.
- [10] Alex Beutel, Jilin Chen, Zhe Zhao, and Ed H Chi. 2017. Data decisions and theoretical implications when adversarially learning fair representations. *arXiv preprint arXiv:1707.00075* (2017).
- [11] Joy Buolamwini and Timnit Gebru. 2018. Gender shades: Intersectional accuracy disparities in commercial gender classification. In *Conference on Fairness, Accountability and Transparency (FAccT)*.
- [12] Kaylee Burns, Lisa Anne Hendricks, Kate Saenko, Trevor Darrell, and Anna Rohrbach. 2018. Women Also Snowboard: Overcoming Bias in Captioning Models. In *European Conference on Computer Vision (ECCV)*.
- [13] Simon Caton and Christian Haas. 2020. Fairness in machine learning: A survey. *arXiv preprint arXiv:2010.04053* (2020).
- [14] Emily Denton, Ben Hutchinson, Margaret Mitchell, Timnit Gebru, and Andrew Zaldivar. 2019. Image counterfactual sensitivity analysis for detecting unintended bias. *arXiv preprint arXiv:1906.06439* (2019).
- [15] Michele Donini, Luca Oneto, Shai Ben-David, John Shawe-Taylor, and Massimiliano Pontil. 2018. Empirical Risk Minimization Under Fairness Constraints. In *Neural Information Processing Systems (NeurIPS)*.
- [16] Mengnan Du, Fan Yang, Na Zou, and Xia Hu. 2020. Fairness in deep learning: A computational perspective. In *IEEE Intelligent Systems*.
- [17] Cynthia Dwork, Moritz Hardt, Toniann Pitassi, Omer Reingold, and Rich Zemel. 2012. Fairness through awareness. In *Innovations in Theoretical Computer Science Conference (ITCS)*.
- [18] Cynthia Dwork, Nicole Immorlica, Adam Tauman Kalai, and Max Leiserson. 2018. Decoupled Classifiers for Group-Fair and Efficient Machine Learning. In *Conference on Fairness, Accountability and Transparency (FAccT)*.
- [19] Harrison Edwards and Amos J. Storkey. 2016. Censoring Representations with an Adversary. In *International Conference on Learning Representations (ICLR)*.
- [20] Sina Fazelpour and Zachary C Lipton. 2020. Algorithmic fairness from a non-ideal perspective. In *AAAI/ACM Conference on AI, Ethics, and Society (AIES)*. 57–63.
- [21] Todd Feathers. 2021. Proctorio Is Using Racist Algorithms to Detect Faces. <https://www.vice.com/en/article/g5gxg3/proctorio-is-using-racist-algorithms-to-detect-faces>.
- [22] Michael Feldman, Sorelle Friedler, John Moeller, Carlos Scheidegger, and Suresh Venkatasubramanian. 2015. Certifying and Removing Disparate Impact. In *ACM International Conference on Knowledge Discovery and Data Mining (KDD)*.
- [23] Tal Feldman and Ashley Peake. 2021. End-To-End Bias Mitigation: Removing Gender Bias in Deep Learning. *arXiv preprint arXiv:2104.02532* (2021).
- [24] Rui Feng, Yang Yang, Yuehan Lyu, Chenhao Tan, Yizhou Sun, and Chunping Wang. 2019. Learning fair representations via an adversarial framework. *arXiv preprint arXiv:1904.13341* (2019).
- [25] Gabriel Goh, Andrew Cotter, Maya Gupta, and Michael Friedlander. 2016. Satisfying Real-world Goals with Dataset Constraints. In *Neural Information Processing Systems (NeurIPS)*.
- [26] Moritz Hardt, Eric Price, and Nathan Srebro. 2016. Equality of opportunity in supervised learning. In *Neural Information Processing Systems (NeurIPS)*.

- [27] Zach Harned and Hanna Wallach. 2019. Stretching Human Laws to Apply to Machines: The Dangers of a "Colorblind" Computer. *Fla. St. UL Rev.* 47 (2019), 617–648.
- [28] Kaiming He, Xiangyu Zhang, Shaoqing Ren, and Jian Sun. 2016. Deep Residual Learning for Image Recognition. In *IEEE Conference on Computer Vision and Pattern Recognition (CVPR)*.
- [29] Deborah Hellman. 2020. Measuring algorithmic fairness. *Va. L. Rev.* 106 (2020), 811–866.
- [30] Andrew Howard, Mark Sandler, Grace Chu, Liang-Chieh Chen, Bo Chen, Mingxing Tan, Weijun Wang, Yukun Zhu, Ruoming Pang, Vijay Vasudevan, et al. 2019. Searching for mobilenetv3. In *IEEE/CVF International Conference on Computer Vision (CVPR)*.
- [31] Hunt v. Cromartie. 1999. *Supreme Court* 526, No. 98-85 (1999).
- [32] Sen Jia, Thomas Lansdall-Welfare, and Nello Cristianini. 2018. Right for the right reason: Training agnostic networks. In *International Symposium on Intelligent Data Analysis*.
- [33] Shengyu Jia, Tao Meng, Jieyu Zhao, and Kai-Wei Chang. 2020. Mitigating gender bias amplification in distribution by posterior regularization. In *Annual Meeting of the Association for Computational Linguistics (ACL)*.
- [34] Yuvraj Joshi. 2018. Racial Indirection. *UC Davis L. Rev.* 52 (2018), 2495–2568.
- [35] Faisal Kamiran and Toon Calders. 2012. Data preprocessing techniques for classification without discrimination. *Knowledge and Information Systems (KAIS)* (2012).
- [36] Kimmo Karkkainen and Jungseock Joo. 2021. FairFace: Face Attribute Dataset for Balanced Race, Gender, and Age for Bias Measurement and Mitigation. In *IEEE/CVF Winter Conference on Applications of Computer Vision (WACV)*.
- [37] Maurice Kendall. 1945. The Treatment of Ties in Ranking Problem. *Biometrika* (1945).
- [38] Pauline Kim. 2022. Race-aware algorithms: Fairness, nondiscrimination and affirmative action. *California Law Review, Forthcoming* (2022).
- [39] Allan King and Alexandra Hemenway. 2020. Blurred Lines: Disparate Impact and Disparate Treatment Challenges to Subjective Decisions-The Case of Reductions in Force. *Wm. & Mary Bus. L. Rev.* (2020).
- [40] Diederik P. Kingma and Jimmy Ba. 2017. Adam: A Method for Stochastic Optimization. *arXiv preprint arXiv:1412.6980* (2017).
- [41] Brendan F Klare, Mark J Burge, Joshua C Klontz, Richard W Vorder Bruegge, and Anil K Jain. 2012. Face recognition performance: Role of demographic information. *IEEE Transactions on Information Forensics and Security* (2012).
- [42] Matthäus Kleindessner, Samira Samadi, Muhammad Bilal Zafar, Krishnaram Kenthapadi, and Chris Russell. 2021. Pairwise Fairness for Ordinal Regression. *arXiv preprint arXiv:2105.03153* (2021).
- [43] Joshua A Kroll, Joanna Huey, Solon Barocas, Edward W Felten, Joel R Reidenberg, David G Robinson, and Harlan Yu. 2017. Accountable algorithms. *University of Pennsylvania Law Review* 165 (2017), 633–706.
- [44] Zachary C. Lipton, Alexandra Chouldechova, and Julian McAuley. 2018. Does mitigating ML's impact disparity require treatment disparity?. In *Neural Information Processing Systems (NeurIPS)*.
- [45] Ziwei Liu, Ping Luo, Xiaogang Wang, and Xiaoou Tang. 2015. Deep Learning Face Attributes in the Wild. In *Proceedings of International Conference on Computer Vision (ICCV)*.
- [46] Michael Lohaus, Michael Perrot, and Ulrike von Luxburg. 2020. Too Relaxed to Be Fair. In *International Conference on Machine Learning (ICML)*.
- [47] Christos Louizos, Kevin Swersky, Yujia Li, Max Welling, and Richard Zemel. 2016. The Variational Fair Autoencoder. In *International Conference on Learning Representations (ICLR)*.
- [48] David Madras, Elliot Creager, Toniann Pitassi, and Richard S. Zemel. 2018. Learning Adversarially Fair and Transferable Representations. In *International Conference on Machine Learning, (ICML)*.
- [49] Padala Manisha and Sujit Gujar. 2020. FNNC: Achieving Fairness through Neural Networks. In *International Joint Conferences on Artificial Intelligence Organization (IJCAI)*.
- [50] Ninareh Mehrabi, Fred Morstatter, Nripsuta Saxena, Kristina Lerman, and Aram Galstyan. 2021. A survey on bias and fairness in machine learning. *ACM Computing Surveys (CSUR)* (2021).
- [51] Daniel Moyer, Shuyang Gao, Rob Brekelmans, Greg Ver Steeg, and Aram Galstyan. 2018. Invariant representations without adversarial training. *arXiv preprint arXiv:1805.09458* (2018).
- [52] Luca Oneto, Michele Donini, Amon Elders, and Massimiliano Pontil. 2019. Taking Advantage of Multitask Learning for Fair Classification. In *AAAI/ACM Conference on AI, Ethics, and Society (AIES)*.
- [53] Valerio Perrone, Michele Donini, Muhammad Bilal Zafar, Robin Schmucker, Krishnaram Kenthapadi, and Cédric Archambeau. 2021. Fair Bayesian Optimization. In *AAAI/ACM Conference on AI, Ethics, and Society (AIES)*.
- [54] Marcelo O. R. Prates, Pedro H. C. Avelar, and Luis Lamb. 2020. Assessing gender bias in machine translation: a case study with Google Translate. *Neural Computing and Applications* 32 (2020), 6363–6381.
- [55] Edward Raff and Jared Sylvester. 2018. Gradient Reversal against Discrimination: A Fair Neural Network Learning Approach. In *IEEE International Conference on Data Science and Advanced Analytics (DSAA)*.
- [56] Vikram V. Ramaswamy, Sunnie S. Y. Kim, and Olga Russakovsky. 2021. Fair Attribute Classification through Latent Space De-biasing. In *IEEE Conference on Computer Vision and Pattern Recognition (CVPR)*.
- [57] Ricci v. DeStefano. 2009. *Supreme Court* 557, No. 07-1428 (2009).
- [58] Laurent Risser, Alberto Gonzalez Sanz, Quentin Vincenot, and Jean-Michel Loubes. 2021. Tackling Algorithmic Bias in Neural-Network Classifiers using Wasserstein-2 Regularization. *arXiv preprint arXiv:1908.05783* (2021).

- [59] Michael Selmi. 2013. Indirect discrimination and the anti-discrimination mandate. *Philosophical foundations of discrimination law* (2013), 250–268.
- [60] Ignacio Serna, Aythami Morales, Julian Fierrez, Manuel Cebrian, Nick Obradovich, and Iyad Rahwan. 2020. SensitiveLoss: Improving Accuracy and Fairness of Face Representations with Discrimination-Aware Deep Learning. *arXiv preprint arXiv:2004.11246* (2020).
- [61] Congzheng Song and Vitaly Shmatikov. 2020. Overlearning reveals sensitive attributes. In *International Conference on Learning Representations (ICLR)*.
- [62] Federal Statute. 1991. Amendment of Civil Rights Act, Pub. L. No. 102-166, sec. 106, 105 Stat. 1071, 1075 (codified at 42 U.S.C. sec 2000e-2(l)). (1991).
- [63] *Troupe v. May Dept. Stores*. 1994. (7th Cir.) (1994), 20 F.3d 734, 736.
- [64] Berk Ustun, Yang Liu, and David Parkes. 2019. Fairness without Harm: Decoupled Classifiers with Preference Guarantees. In *International Conference on Machine Learning (ICML)*.
- [65] Laurens van der Maaten and Geoffrey E. Hinton. 2008. Visualizing High-Dimensional Data Using t-SNE. *Journal of Machine Learning Research (JMLR)* 9 (2008), 2579–2605.
- [66] James Vincent. 2021. Canon put AI cameras in its Chinese offices that only let smiling workers inside. <https://www.theverge.com/2021/6/17/22538160/ai-camera-smile-recognition-office-workers-china-canon>.
- [67] Sandra Wachter, Brent Mittelstadt, and Chris Russell. 2020. Bias preservation in machine learning: the legality of fairness metrics under EU non-discrimination law. *W. Va. L. Rev.* 123 (2020), 735–790.
- [68] Sandra Wachter, Brent Mittelstadt, and Chris Russell. 2021. Why fairness cannot be automated: Bridging the gap between EU non-discrimination law and AI. *Computer Law & Security Review* (2021).
- [69] Angelina Wang and Olga Russakovsky. 2021. Directional Bias Amplification. In *International Conference on Machine Learning (ICML)*.
- [70] Mei Wang, Weihong Deng, Jiani Hu, Xunqiang Tao, and Yaohai Huang. 2019. Racial faces in the wild: Reducing racial bias by information maximization adaptation network. In *IEEE/CVF International Conference on Computer Vision (ICCV)*.
- [71] Tianlu Wang, Jieyu Zhao, Mark Yatskar, Kai-Wei Chang, and Vicente Ordonez. 2019. Balanced datasets are not enough: Estimating and mitigating gender bias in deep image representations. In *IEEE/CVF International Conference on Computer Vision (ICCV)*.
- [72] Zeyu Wang, Klint Qinami, Ioannis Christos Karakozis, Kyle Genova, Prem Nair, Kenji Hata, and Olga Russakovsky. 2020. Towards Fairness in Visual Recognition: Effective Strategies for Bias Mitigation. In *IEEE Conference on Computer Vision and Pattern Recognition (CVPR)*.
- [73] Michael Wick, Swetasudha Panda, and Jean-Baptiste Tristan. 2019. Unlocking Fairness: a Trade-off Revisited. In *Neural Information Processing Systems (NeurIPS)*.
- [74] Yongkai Wu, Lu Zhang, and Xintao Wu. 2019. On convexity and bounds of fairness-aware classification. In *International World Wide Web Conference (WWW)*.
- [75] Qizhe Xie, Zihang Dai, Yulun Du, Eduard Hovy, and Graham Neubig. 2017. Controllable invariance through adversarial feature learning. *arXiv preprint arXiv:1705.11122* (2017).
- [76] Muhammad Bilal Zafar, Isabel Valera, Manuel Gomez Rodriguez, and Krishna P. Gummadi. 2017. Fairness Beyond Disparate Treatment & Disparate Impact: Learning Classification Without Disparate Mistreatment. In *International World Wide Web Conference (WWW)*.
- [77] Muhammad Bilal Zafar, Isabel Valera, Manuel Gomez Rodriguez, and Krishna P Gummadi. 2017. Fairness constraints: Mechanisms for fair classification. In *Artificial Intelligence and Statistics (AISTATS)*.
- [78] Rich Zemel, Yu Wu, Kevin Swersky, Toni Pitassi, and Cynthia Dwork. 2013. Learning fair representations. In *International Conference on Machine Learning (ICML)*.
- [79] Han Zhao and Geoffrey J. Gordon. 2019. Inherent Tradeoffs in Learning Fair Representations. In *Advances in Neural Information Processing Systems (NeurIPS)*.
- [80] Jieyu Zhao, Tianlu Wang, Mark Yatskar, Vicente Ordonez, and Kai-Wei Chang. 2017. Men also like shopping: Reducing gender bias amplification using corpus-level constraints. *arXiv preprint arXiv:1707.09457* (2017).

A APPENDIX

Here we report details omitted from the main paper. In Section A.1, we give the formulation of a second regularizer, which is the absolute value of the relaxed DDP measure, and provide details on model training, the grid search procedure for the two-headed approach, and the FairFace dataset. In Section A.2, we complement the results on protected attribute awareness in fair networks. In Section A.3, we apply our explicit approach to MobileNetV3-Small and compare to all other fairness approaches. Finally, in Section A.4 and A.5 we extend our main results from the main paper to different target tasks, models, and fairness approaches.

A.1 A Second Regularizer and Experimental Details.

In Section 2.1 we have introduced the squared fairness regularizer $\widehat{\mathcal{R}}_{\text{DDP}}$ (cf. (3)), used by Wick et al. [73]. We performed our experiments also with another regularizer [49], denoted by $\widehat{\mathcal{R}}_{\text{DDP}}^{\text{abs}}$. It is similar to $\widehat{\mathcal{R}}_{\text{DDP}}$, but with the squaring function replaced by the absolute value, that is

$$\widehat{\mathcal{R}}_{\text{DDP}}^{\text{abs}}(f) := \left| \frac{1}{|\{s : s_i = 1\}|} \sum_{i \in [n]: s_i=1} \sigma(f(x_i)) - \frac{1}{|\{s : s_i = 0\}|} \sum_{i \in [n]: s_i=0} \sigma(f(x_i)) \right|. \quad (4)$$

Models and Optimization. For all experiments, we used either a MobileNetV3-Small architecture [30] or a ResNet50 [28] pretrained on ImageNet provided by PyTorch. MobileNetV3-Small contains 2.8M parameters and is more resource friendly than the much bigger ResNet50. Hence, for some experiments we only used MobileNetV3-Small to save computation time. The size m of the last layer is 2048 for the ResNet50 and 1024 for MobileNetV3-Small.

We train all models, including our two-headed approach, with the Adam Optimizer [40] (learning rate is 10^{-4} on CelebA and 10^{-5} on FairFace, batchsize is 64) for a total of 20 epochs and select the model with the highest average precision achieved on the validation set. In addition, we employ a learning rate scheduler that reduces the learning rate by a factor of 10 if there is no progress on the validation loss for more than 8 epochs. To have meaningful regularizer losses for each batch, we use stratified batches, such that the prevalence of the protected attribute is roughly the same as the overall prevalence. For the classification loss, we use binary cross entropy loss with a sigmoid activation.

If we train the models with one of our two fairness regularizers, the range for the fairness parameter λ is $[0, 0.1, 0.5, 1, 2, 3, 4, 5, 10, 15, 20, 30]$. For the *Massaging* preprocessing method, the range is $[0, 0.1, 0.2, 0.3, 0.4, 0.5, 0.6, 0.7, 0.8, 0.9, 1.0]$.

Grid Search. The grid search procedure of our two-headed approach chooses all combinations of a_1 and a_2 from a grid of 200 equidistant points between -15 and 15 . Going through all combinations, we choose the most accurate model that satisfies the user-chosen fairness constraint. We continue to search in the interval of the grid points which are closest to the current solution by forming another grid of 200 equidistant points in this interval. We continue this recursion 4 times.

FairFace dataset. The FairFace dataset [36] contains 108,501 images collected from the YFCC-100M Flickr dataset and are annotated with GENDER, RACE, and AGE. We binarize the attribute RACE into WHITE and the union of all other groups. From AGE, we build several binary attributes: BELOW_20, BELOW_30, and BELOW_40. In our experiments, we use the provided validation data with 1.25 padding as our test data, and from the provided train data, we prepared our own random and balanced validation split. We center-crop the images and resize them to 224×224 . During training, we crop randomly, and flip the images horizontally with probability 0.5.

A.2 Protected Attribute Awareness

In this section, we report further results on protected attribute awareness in fair neural networks. We plot last-layer tSNE visualizations for another CelebA task in Figure 7 and for a FairFace task in Figure 7. Similar to Figure 1 in the main paper, gender is separated into two clusters when we regularize the model for demographic parity.

In Figure 9, we plot the Kendall-tau correlations when using MobileNetV3-Small for both of the two presented regularizers. As with a ResNet50 model, we observe a strong association between fairness parameter and an increase in group awareness. However, for the $\widehat{\mathcal{R}}_{DP}^{abs}$ regularizer a positive association is less often significant than for $\widehat{\mathcal{R}}_{DP}$. In Figure 10, we apply *Massaging* preprocessing with a varying fairness parameter. Results on FairFace are presented in Figures 11 and 12.

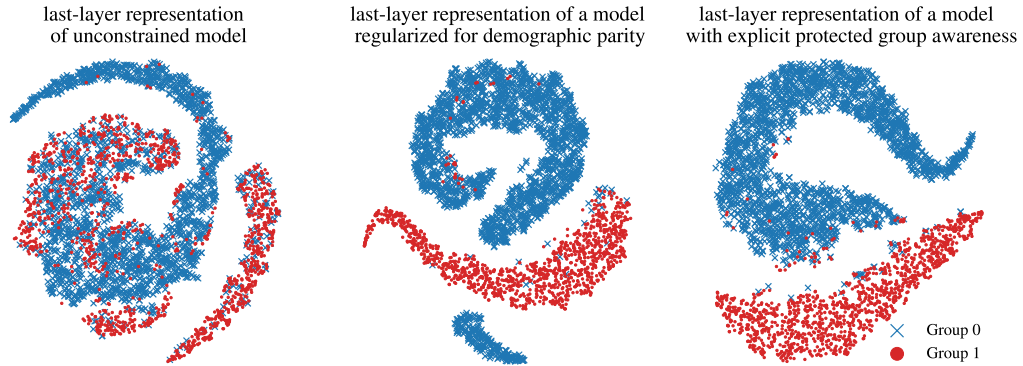


Fig. 7. tSNE [65] visualization of feature representations of unconstrained (left), fairness-regularized with $\widehat{\mathcal{R}}_{DP}$ (center), and group-aware (Section 4) (right) Resnet50 models. Each point is colored according to the protected attribute MALE, and we aim to classify the binary label ATTRACTIVE. Similar to the main paper, we observe that the fair model in the center and the group aware model on the right separate the genders.

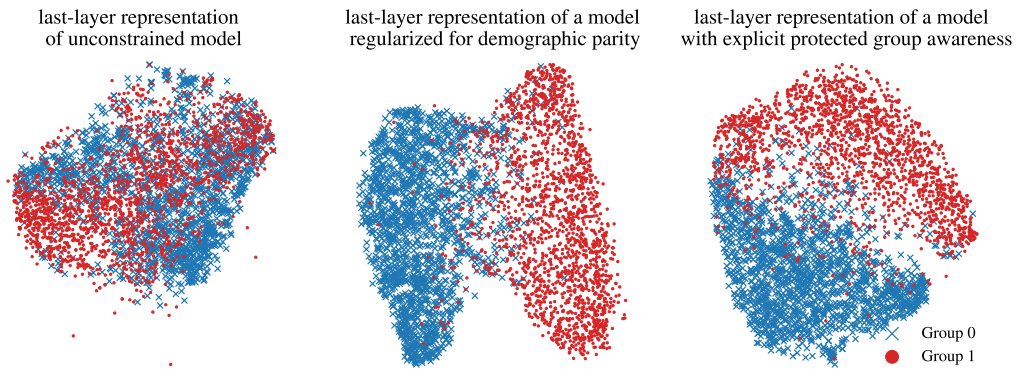
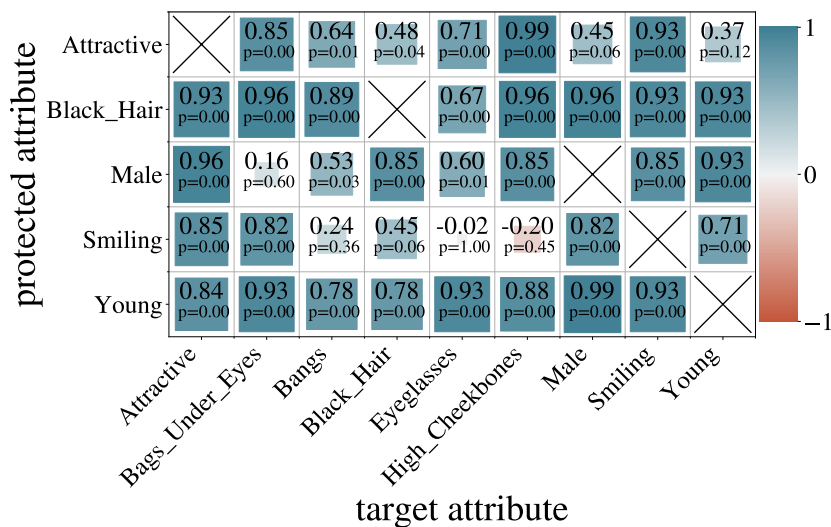
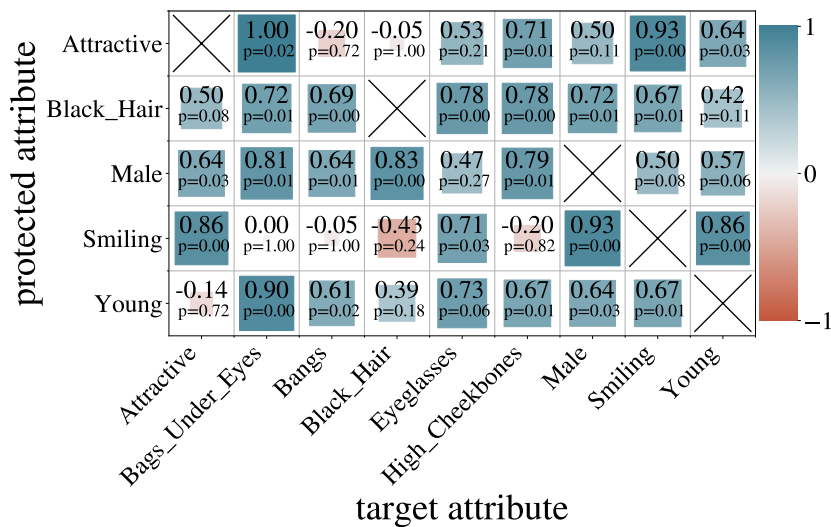


Fig. 8. tSNE visualization of feature representations of unconstrained (left), fairness-regularized (center), and group-aware (right) Resnet50 models. In this figure, we use the FairFace dataset. Each point is colored according to the protected attribute GENDER, and we classify the binary label BELOW_30. Similar to CelebA, we observe that gender is separated into disjoint clusters in fair and group aware models, whereas they were mixed in the unconstrained model.



(a) MobileNetV3-Small with regularizer \hat{R}_{DP} on CelebA.



(b) MobileNetV3-Small with regularizer \hat{R}_{DP}^{abs} on CelebA.

Fig. 9. **Kendall-tau correlation between fairness parameter and protected attribute accuracy.** Similar to the results in the main paper, where ResNet50 was used, we also find for MobileNetV3-Small that group awareness is increasing as the fairness parameter is increased. In (b) we evaluate the regularizer \hat{R}_{DP}^{abs} and, although on fewer tasks, observe a similar behavior.

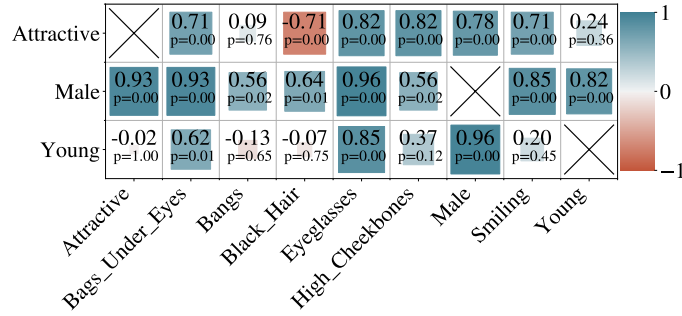
(a) MobileNetV3-Small with *Massaging* preprocessing on CelebA.

Fig. 10. **Kendall-tau correlation between fairness parameter λ and protected attribute accuracy.** Similar to the regularized approaches, we find an increased group awareness for the *Massaging* preprocessing method, especially when the protected attribute is MALE.

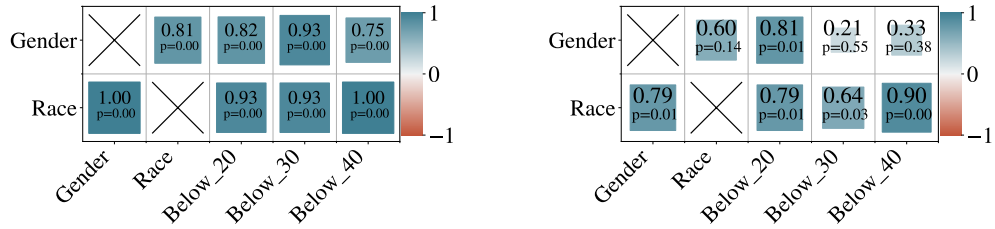
(a) MobileNetV3-Small with regularizer $\widehat{\mathcal{R}}_{DP}$ on FairFace.(b) MobileNetV3-Small with regularizer $\widehat{\mathcal{R}}_{DP}^{abs}$ on FairFace.

Fig. 11. **Kendall-tau correlation between fairness parameter λ and protected attribute accuracy.** Similar to the findings on the CelebA dataset, we also find an increased group awareness on FairFace for the protected attributes RACE and GENDER.

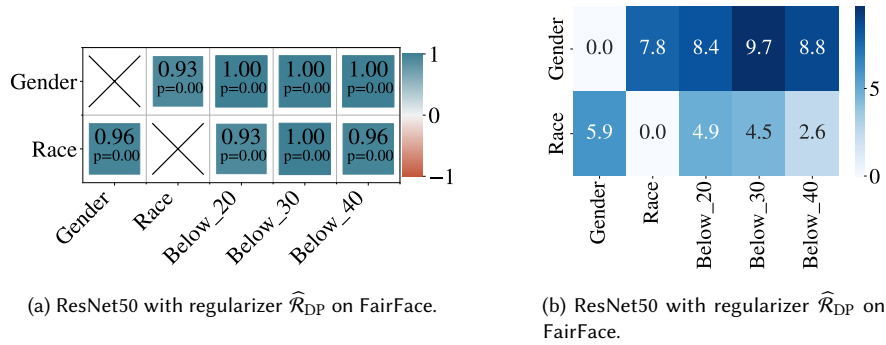
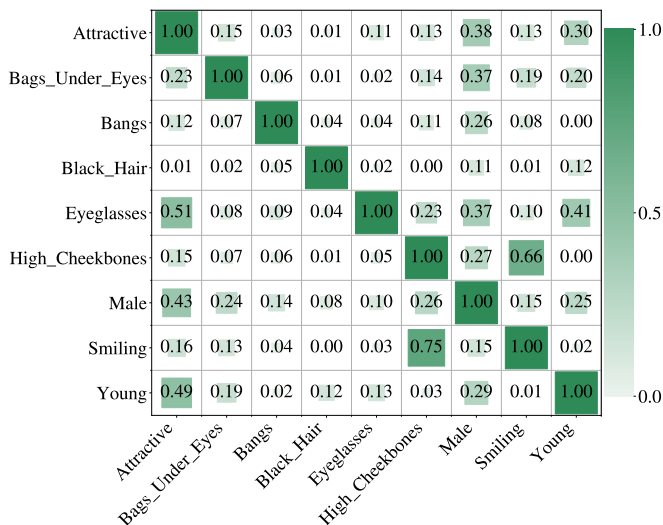
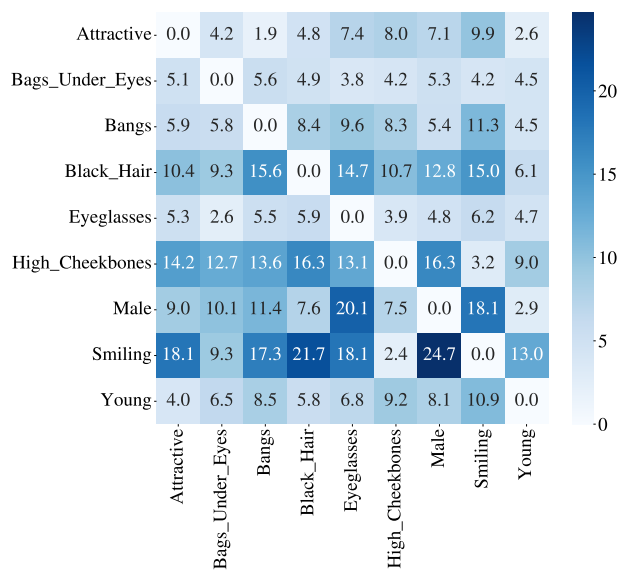
(a) ResNet50 with regularizer $\widehat{\mathcal{R}}_{DP}$ on FairFace.(b) ResNet50 with regularizer $\widehat{\mathcal{R}}_{DP}$ on FairFace.

Fig. 12. (Left) **Kendall-tau correlation between fairness parameter λ and protected attribute accuracy.** (Right) **Increase of protected attribute accuracy** of the group classifier learned on the last layer of ResNet50.



(a) Demographic parity violation (DDP) of unconstrained ResNet50 on CelebA.



(b) Maximum increase of protected attribute accuracy when training ResNet50 with regularizer \hat{R}_{DP} on CelebA.

Fig. 13. (Top) **Demographic parity violation (DDP) of the unconstrained classifier.** The increase in group awareness is more moderate for those tasks where the unconstrained classifier is very unfair, for example for the task (column) MALE. However, this is not always the case as for protected attribute SMILING and target BANGS for example. (Bottom) **Maximum increase of protected attribute accuracy.** Compared to the unconstrained model, we show the highest difference to the second head accuracy of fair models. Even though the unconstrained model is fair, for example for a few target tasks when protected attribute is SMILING, the increase in second head accuracy can still be large.

A.3 Explicit Two-headed Approach.

Table 2. **Accuracy under strict fairness constraints.** The first block requires a reduction of the absolute value of the DDP of at least 50%, the second at least 80%. The protected attribute is MALE from CelebA dataset and we use the MobileNetV3-Small architecture. Crosses indicate that the method did not achieve the required fairness. Similar to the main paper, the regularizer $\widehat{\mathcal{R}}_{\text{DP}}$ often fails to find sufficiently fair solution. The regularizer $\widehat{\mathcal{R}}_{\text{DP}}^{\text{abs}}$ always finds fair solutions, however, at high costs in accuracy, often resulting in trivial solutions. **Our explicit two-headed approach can always find a fair solution** and is comparable to Lipton, which, contrary to us, requires the true protected attribute.

	Attractive	Bags_Under_Eyes	Bangs	Black_Hair	Eyeglasses	High_Cheekbones	Smiling	Young
50% disparity reduction								
Lipton	0.8034	0.8441	0.9473	0.9001	0.9658	0.8609	0.9200	0.8773
Our Approach	0.8023	0.8439	0.9445	0.8930	0.9773	0.8613	0.9212	0.8762
Massaging	0.7986	0.8424	0.9396	0.9012	0.9661	0.8572	0.9135	0.8520
Regularizer $\widehat{\mathcal{R}}_{\text{DP}}$	0.7959	0.8446	✗	0.8993	✗	0.8603	✗	0.8710
Regularizer $\widehat{\mathcal{R}}_{\text{DP}}^{\text{abs}}$	0.7935	0.8311	0.8443	0.8962	0.9545	0.8609	0.4997	0.8728
80% disparity reduction								
Lipton	0.7775	0.8352	0.9331	0.9001	0.9618	0.8403	0.9106	0.8606
Our Approach	0.7741	0.8347	0.9310	0.8921	0.9652	0.8443	0.9105	0.8580
Massaging	0.7612	0.8204	✗	0.8947	✗	✗	✗	0.8468
Regularizer $\widehat{\mathcal{R}}_{\text{DP}}$	0.7740	0.8294	✗	0.8989	✗	✗	✗	0.8562
Regularizer $\widehat{\mathcal{R}}_{\text{DP}}^{\text{abs}}$	0.7693	0.8311	0.8443	0.8962	0.9407	0.5182	0.4997	0.8307

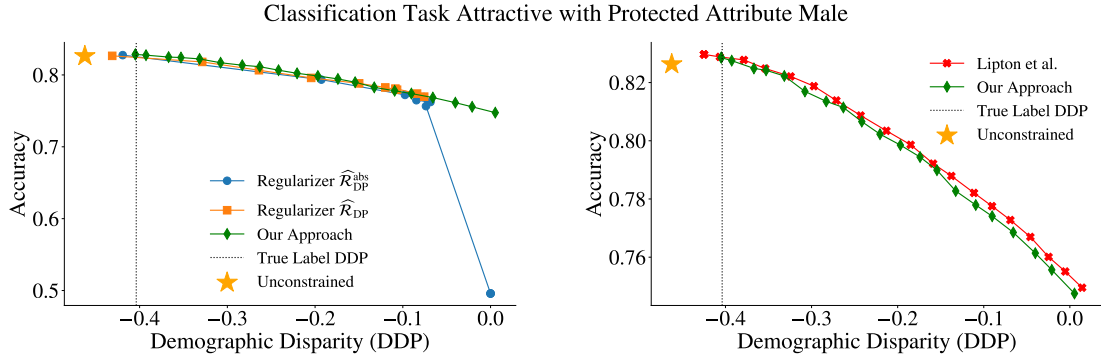


Fig. 14. **Comparison of different fairness approaches using the MobileNetV3-Small architecture.** We compare our group aware model to fairness-regularized models (*left plot*) and the approach of Lipton et al. [44] (*right plot*) on when predicting the target ATTRACTIVE with respect to the protected attribute MALE. For all methods, we observe the typical trade-off: as the model becomes fairer (DDP is closer to 0), the target accuracy for ATTRACTIVE decreases. All methods obtain similar accuracy for a particular DDP value. However, the regularizer $\widehat{\mathcal{R}}_{\text{DP}}$ is unable to achieve near perfect fairness and saturates around a DDP value of -0.1 . The regularizer $\widehat{\mathcal{R}}_{\text{DP}}^{\text{abs}}$ collapses to a trivial fair solution. Note that Lipton et al. [44] requires the protected attribute at test time, while we infer the protected attribute.

A.4 Fair Networks Behave like Explicit Approach.

In this section, we conduct the experiments from Section 5.1 on other tasks and computer vision models. Predicting SMILING we use our two-headed approach to reconstruct fair models and recover the unconstrained model using a ResNet50 with $\widehat{\mathcal{R}}_{\text{DP}}$ regularizer (Figure 15), using a MobileNetV3-Small with $\widehat{\mathcal{R}}_{\text{DP}}$ regularizer (Figure 16), and using a MobileNetV3-Small with *Massaging* preprocessing (Figure 17). In Figure 18 and 19, we recover the unconstrained model from fair ResNet50 and MobileNetV3-Small models predicting either ATTRACTIVE or YOUNG. Overall, we are able to replicate the behavior of fair models using both heads of our explicit approach and to recover the unconstrained model from a fair model with the group classifier head. Sometimes, as observed in Figure 18 the unconstrained classifier cannot be recovered from the fairest models within the performance of the random baseline.

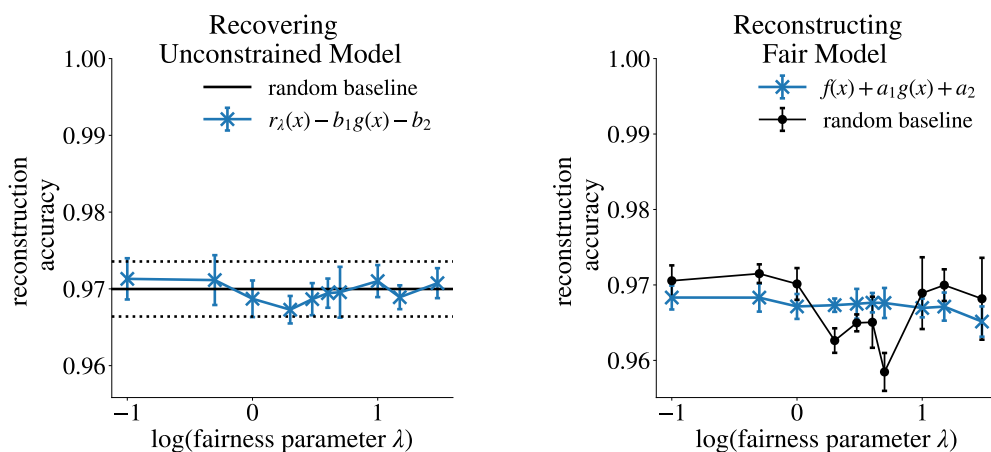


Fig. 15. **Recovering the unconstrained classifier and reconstructing fair classifiers.** We train ResNet50 models with the $\widehat{\mathcal{R}}_{\text{DP}}$ regularizer for the target SMILING and protected attribute MALE. Again, we can reconstruct fair models with our two-headed approach and we can recover the unconstrained model by adding the second head to the fair model.

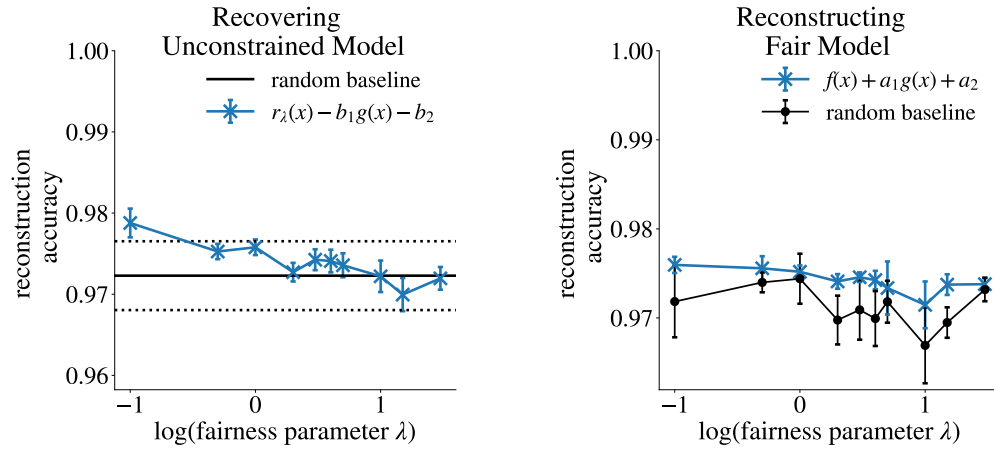


Fig. 16. **Recovering the unconstrained classifier and reconstructing fair classifiers.** We train MobileNetV3-Small models with the $\widehat{\mathcal{R}}_{\text{DP}}$ regularizer for the target SMILING and protected attribute MALE. Similarly to the analysis above with a ResNet50, our observations hold for MobileNetV3-Small models as well.

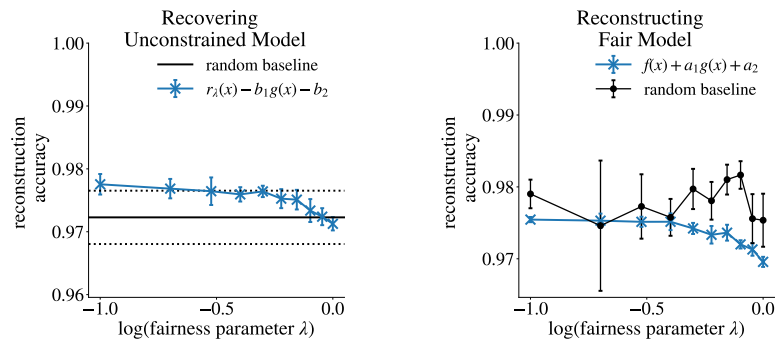


Fig. 17. **Recovering the unconstrained classifier and reconstructing fair classifiers.** We train MobileNetV3-Small models with the *Massaging* preprocessing for the target SMILING and protected attribute MALE. When using *Massaging*, we can reconstruct the resulting fair models with the two-headed approach. However, the two-headed approach reconstructs the most fair models slightly less accurately than a retrained fair model.

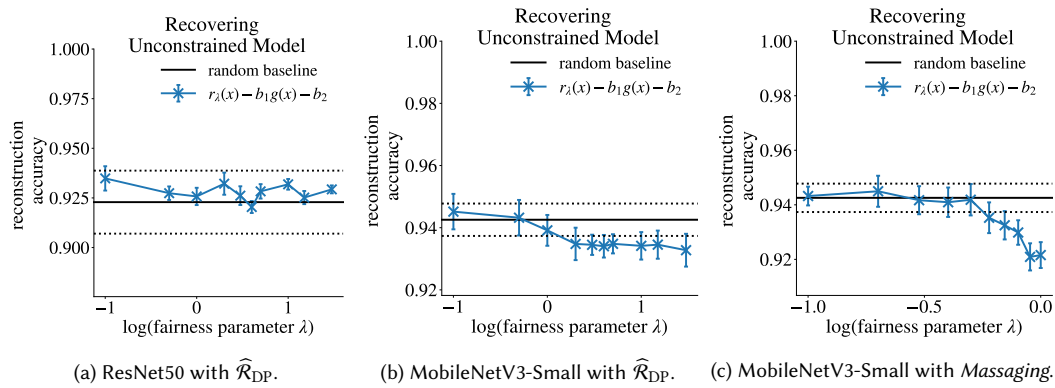


Fig. 18. **Recovering the unconstrained classifier.** For different models and fairness approaches for the target ATTRACTIVE and protected attribute MALE, we evaluate how our two-headed approach can reproduce the behavior of the fair model. From regularized ResNet50 models we can recover the unconstrained model well. From fair regularized or massaged MobileNetV3-Small models we recover the unconstrained model slightly worse than a retrained unconstrained model.

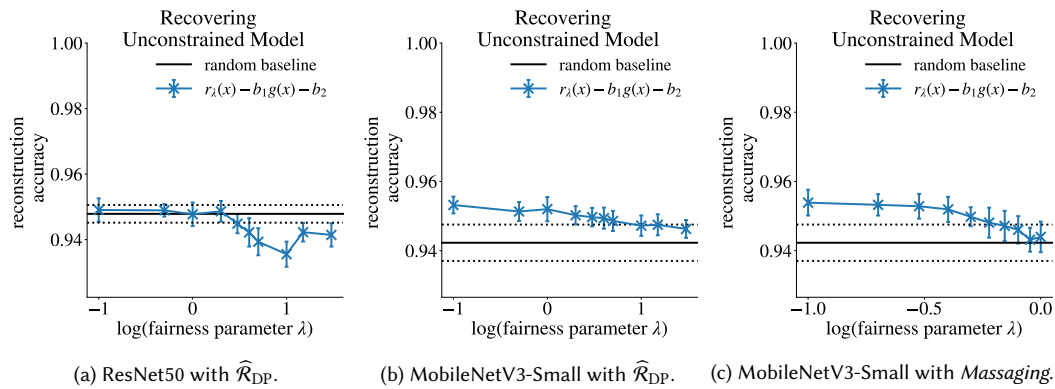


Fig. 19. **Evaluating reconstruction accuracy of our two-headed approach.** For different models and fairness approaches for the target YOUNG and protected attribute MALE, we evaluate how identical our two-headed approach is. In this example, we can recover the unconstrained model from fair models using the second head well. The accuracy for fair ResNet50 models is below the random baseline.

A.5 Disparate Treatment in Fair Networks.

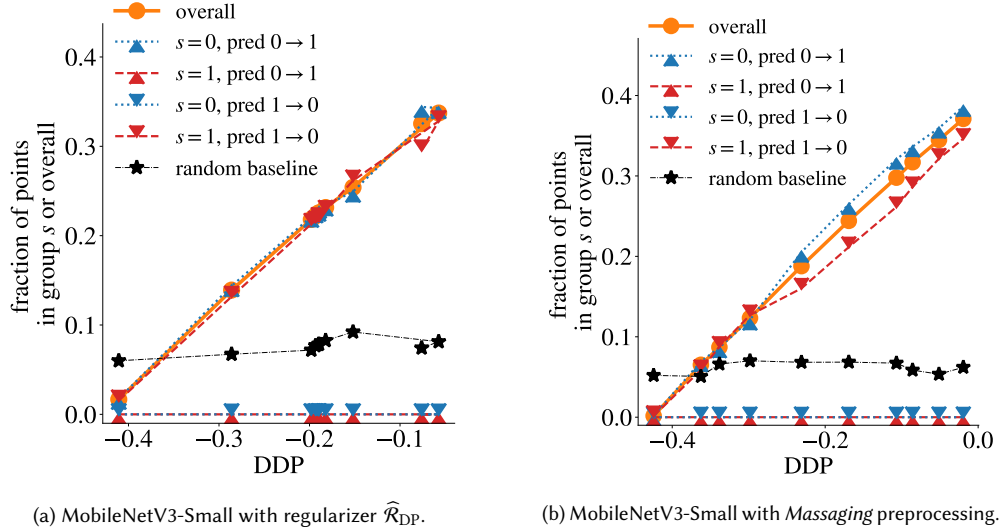


Fig. 20. We perform our analysis described in Section 5.2 on CelebA with target attribute ATTRACTIVE and protected attribute MALE. For both the regularizer and the preprocessing, up to 35% of all points would receive a different outcome if their inferred attribute changed. As expected, only in one group negative predictions change into positive predictions; at the same time only for the other group positive prediction change to negative predictions.

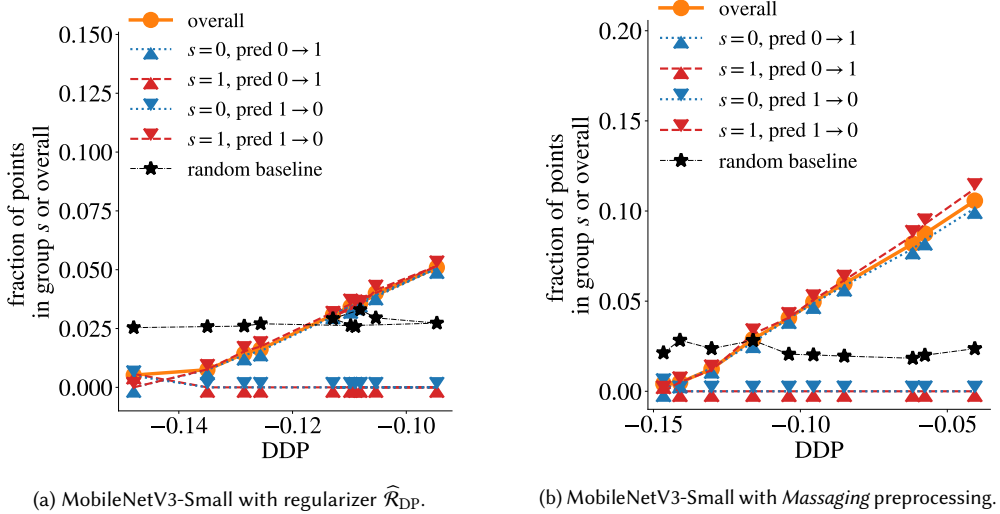


Fig. 21. We perform our analysis described in Section 5.2 on CelebA with target attribute SMILING and protected attribute MALE. We trained MobileNetV3-Small models with (Left) the $\widehat{\mathcal{R}}_{\text{DP}}$ regularizer, or (Right) the *Massaging* preprocessing method. We observe a similar behavior as above. Since the regularized approach is not improving fairness further than $\text{DDP} = -0.1$, the fraction of changed predictions is only slightly higher than the baseline.