

Neural networks embrace learned diversity

Anshul Choudhary,¹ Anil Radhakrishnan,¹ John F. Lindner*,^{1,2} Sudeshna Sinha,³ and William L. Ditto¹

¹*Nonlinear Artificial Intelligence Laboratory, Physics Department,
North Carolina State University, Raleigh, NC 27607, USA*

²*Physics Department, The College of Wooster, Wooster, OH 44691, USA*

³*Indian Institute of Science Education and Research Mohali,
Knowledge City, SAS Nagar, Sector 81, Manauli PO 140 306, Punjab, India*

(Dated: April 12, 2022)

Diversity conveys advantages in nature, yet homogeneous neurons typically comprise the layers of artificial neural networks. Here we construct neural networks from neurons that learn their own activation functions, quickly diversify, and subsequently outperform their homogeneous counterparts. Sub-networks instantiate the neurons, which meta-learn especially efficient sets of nonlinear responses. Such *learned diversity* provides examples of dynamical systems selecting diversity over uniformity and elucidates the role of diversity in natural and artificial systems.

Diversity is a hallmark of many complex systems in physics [1, 2] and in *physics beyond physics* [3], including microscopic cell populations [4], marine and terrestrial ecosystems [5, 6], financial markets [7], and social networks [8–10]. In particular, mammalian brains contain billions of neurons with diverse cell types whose complex dynamical patterns are believed responsible for the rich range of cognition, affect, and behavior [11–14]. But despite the widespread appreciation of diversity in neuroscience, researchers have just begun to explore the role of diversity and adaptability in artificial neural networks [15–17].

Inspired by nature, artificial neural networks are nonlinear systems that can be trained to learn, classify, and predict. Traditionally, artificial neural networks contain identical neurons in each network layer (even if the layers themselves differ). In this Letter, we diversify a neural network by varying the neuron types *within* each layer. We flexibly realize the different neurons using sub-networks, or networks-within-the-network, which we train along with the overarching network. This *meta-learning* [18] generates potent neuron activation function sets, suggestive of orthogonal spanning functions, that increase the expressiveness and accuracy of the network.

After discussing related work and our motivation, we describe how meta-learning diverse activation functions can generate better neural networks, as measured by difficult classification and nonlinear regression tasks. Neuron participation ratios elucidate the superior potential of heterogeneous neuronal layers over homogeneous layers. Hessian matrix spectra illuminate the geometric nature of optimizing minima. We end by discussing future work and the potential for *learned diversity* to enhance neural networks, deep learning, and our appreciation of diversity itself.

Researchers have recently begun to relax the rigid rules that have guided the development and use of artificial neural networks. Gjorgjieva, Drion, and Marder [13] investigate the computational implications of biophysical diversity and multiple timescales in neurons and

synapses for circuit performance. Doty et al. [15] show that the *hand-crafted* heterogeneous cell types can improve performance of deep neural networks. Xie, Liang, and Song [19] demonstrate that diversity in synaptic weights lead to better generalization in neural networks. Manessi and Rozza [20] investigate learning combinations of known neuronal activation functions. Zelda and Sra [21] construct diversity by compressing neuronal subspace using determinantal point process. Lin, Chen, and Yan [22] suggest nesting neural networks inside neural networks, and Hospedales et al. [18] survey the current meta-learning landscape. Decisively, Beniaguev, Segev, and London [23] write, “We call for the replacement of the deep network technology to make it closer to how the brain works by replacing each simple unit in the deep network today with a unit that represents a neuron, which is already – on its own – deep”, which is what we do here with our activation function neuronal sub-networks.

Inspired by natural brains, feed-forward neural networks are nested nonlinear functions of linear combinations of activities

$$a' \stackrel{\text{vec}}{=} \sigma(\mathbf{W}a + b), \quad (1)$$

where the activation σ is typically a saturating or rectifying function and training strengthens or weakens the weights and biases \mathbf{W} and b to minimize an error or loss function and optimize outputs.

Motivated by the well-studied mammalian visual cortex, varying neuronal activation functions by layer is common. However, within each layer, the activations are typically identical, as in Fig. 1 (top). Neural networks are universal function approximators [24, 25] and are often used to model hypersurfaces, either in nonlinear regression or classification. Varying the activations within a layer, as in Fig. 1 (center), should therefore increase the expressiveness of the network by providing diverse spanning basis functions. Furthermore, replacing the activations by neural networks, as in Fig. 1 (bottom), and training them for optimal results should increase the expressiveness even further. The training of the activa-

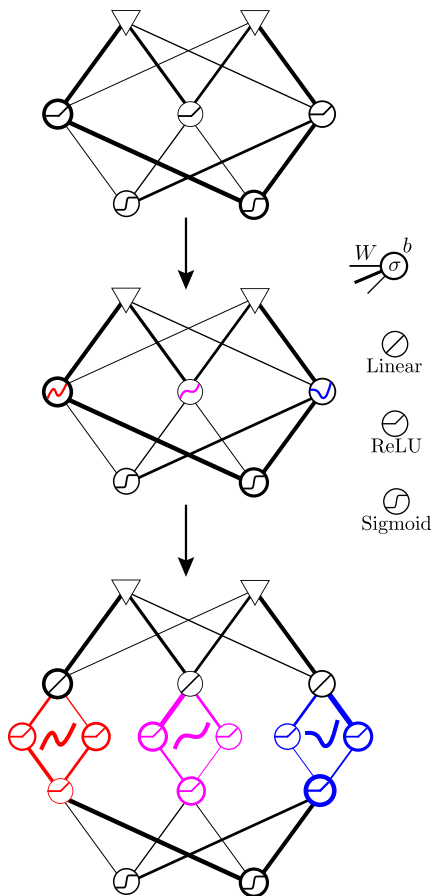


FIG. 1. Progression from conventional artificial neural network to diverse neural network to learned diverse neural network. Line thicknesses represent weights W , circle thicknesses represent biases b , and sketches inside circles represent activation functions σ . Information flows top-to-bottom. Training adjusts the weights and biases to optimize outputs (top). Multiple activation functions enable diversity within layers (center) and increase the expressiveness of the neural network. Separate neural networks (bottom) realize these activation functions when training adjust their weights and biases (color), perhaps on a different schedule than the originals (black), to further optimize the network.

tion neural networks can be on a different schedule than the training of the rest of the network, and the activations so obtained can be extracted from the neuronal sub-networks as interpolated functions and efficiently reused in other networks addressing different problems.

As an example of a learned diversity neural network (LDNN), construct a feed-forward classifier neural network whose neurons are sub-networks that modify base activation functions (like zero, identity, sigmoid, or sine functions). Train the classifier with many input-output pairs. Quantify the difference between the expected and correct classifications with an error or loss function. Compute the gradient of the loss function with respect to the classifier’s weights and biases, and lower the loss

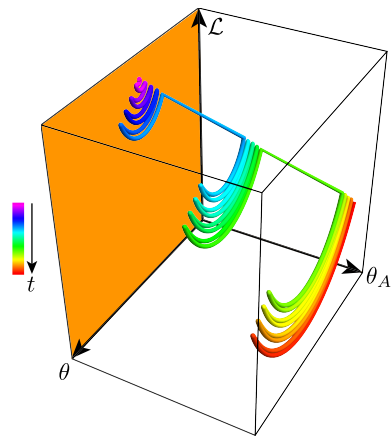


FIG. 2. Schematic stochastic gradient descent meta-learning. Under randomly shuffled neural-network inputs i , weights and biases θ adjust to lower loss levels $\mathcal{L}(\theta, \theta_A, i)$ (during the meta-learning inner loop), while periodically the *activation* weights θ_A open extra dimensions and themselves adjust to allow even lower loss levels (during the meta-learning outer loop). Rainbow colors code time t .

by shifting its weights and biases down this gradient (inner loop). Periodically compute the gradient of the loss function with respect to the *sub-networks’* weights and biases [26], and further lower the loss by shifting *their* weights and biases down this gradient (outer loop). Repeat to improve accuracy.

The classifier error or loss $\mathcal{L}(\theta, \theta_A, i)$ depends on the network weights and biases θ , the sub-networks weights and biases θ_A that instantiate the activations of hidden-layer neurons, and the inputs i . The randomly shuffled inputs are the stochastic driver that buffets the weights and biases as they adjust to lower levels (during the meta-learning inner loop). Periodically the activation weights and biases open extra dimensions or degrees of freedom to further lower the levels (during the meta-learning outer loop), as in Fig. 2.

Here we implement [27] learned diversity neural networks with one hidden layer of 100 neurons and a cross-entropy loss function to classify the MNIST-1D data set, a minimalist variation of the classic Modified National Institute of Standard and Technology digits [28, 29]. Each neuron type in the hidden layer is further instantiated by a feed-forward neural network of 50 hidden units with hyperbolic tangent activation functions. We obtain similar results for different numbers of layers and different number of neurons per layer [30].

Figure 3 summarizes meta-learning the activation functions of neurons in the hidden layer subject to the constraint of having two functions distributed equally among the neuronal population. Figure 3(a) and (b) show the evolution of the two activation functions, with time encoded as rainbow colors from violet to red. Figure 3(c) shows violin plots demonstrating validation ac-

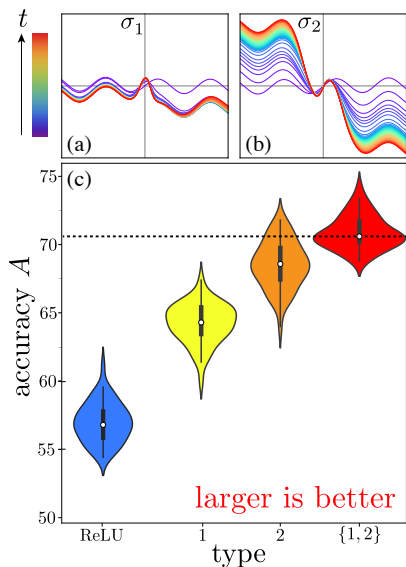


FIG. 3. Meta-learning 2 activations for MNIST-1D classification. (a-b) Activation functions σ_n evolve from a base sinusoid, with violet-to-red rainbow colors encoding time t . (c) Violin plots summarize distribution (including median, quartiles, and extent) of validation accuracy A for 50 fully connected neural networks of ReLU neurons (blue), type-1 neurons (yellow), type-2 neurons (orange), and a mix of type 1 and type 2 neurons (red). The mix of 2 neuron types outperforms any single neuron type on average.

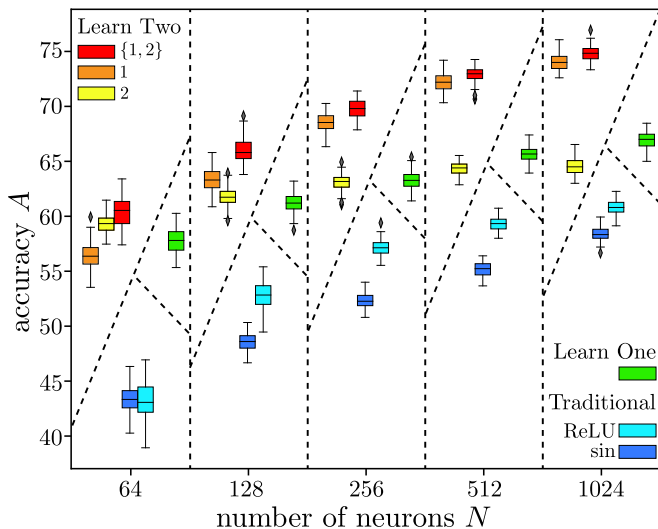


FIG. 4. Neural network MNIST-1D classification accuracy as a function of network size. Box and whiskers plots summarize accuracy distribution (including median, quartiles, extent, and outliers) for 100 initializations. Learning rate is optimized to avoid over-fitting but is the same for all network sizes. Activation functions evolved from zero (the null function) with similar results evolved from sine. Mixed networks of 2 neuron types outperform pure networks on average for all sizes and outperform traditional activations.

curacy for 50 fully connected neural networks composed of entirely N_1 type neurons (yellow), entirely N_2 type neurons (orange), and mixed type with N_1 and N_2 distributed equally among hidden layer (red). With the same training, the mixed network outperforms either pure network on average. These results are robust with respect to network size, as summarized by Fig. 4.

We obtain similar results for other tasks, including nonlinear regression of the van der Pol oscillator [31], which consists of a linear restoring force and a nonlinear viscosity modeled by the differential equation

$$\ddot{x} - \mu(1 - x^2)\dot{x} + x = 0, \quad (2)$$

where the overdots indicate time derivatives. The van der Pol oscillator can model vacuum tubes and heartbeats and was generalized by FitzHugh [32] and Nagumo [33] to model spiky neurons. For viscosity parameter $\mu = 2.7$, we trained neural networks to forecast the phase space orbit of the oscillator, as summarized by Fig. 5. On average the learned diversity neural network outperforms either of its pure components as well as a homogeneous network of neurons with sinusoidal activations.

To understand how mixed activation functions outperform homogeneous neuronal populations, we estimate the change in the dimensionality of the network activations. Start by constructing a neuronal activity data matrix \mathbf{X} with N rows corresponding to N neurons in the hidden layer and M columns representing inputs. Each matrix element \mathbf{X}_{ij} represents the activity of the i^{th} neuron at the j^{th} input. Center the activity so $\langle \mathbf{X} \rangle = \mathbf{0}$. Construct the neural co-variance matrix $\mathbf{C} = M^{-1} \mathbf{X} \mathbf{X}^T$, which indicates how pairs of neurons vary with respect to each other, and compute the participation ratio

$$\mathcal{R} = \frac{(\text{tr } \mathbf{C})^2}{\text{tr } \mathbf{C}^2} = \frac{\left(\sum_{n=1}^N \lambda_n \right)^2}{\sum_{n=1}^N \lambda_n^2}, \quad (3)$$

where λ_n are the co-variance matrix eigenvalues. If all the variance is in one dimension, say $\lambda_n = \delta_{n1}$, then $\mathcal{R} = 1$; if the variance is evenly distributed across all dimensions, so $\lambda_n = \lambda_1$, then $\mathcal{R} = N$. Typically, $1 < \mathcal{R} < N$, and \mathcal{R} corresponds to the number of dimensions needed to explain most of the variance [34]. The normalized participation ratio $r = \mathcal{R}/N$.

Figure 6 plots the joint probability densities $\rho(A, r)$ for multiple realizations of the Fig. 3 Learned Diversity Neural Network and homogeneous competitors. The mix of two neurons types has the best mean accuracy A and normalized participation ratio r , suggesting that more of its neurons are participating when the mix achieves the best MNIST-1D classification. In contrast, homogeneous networks of neurons with popular activation functions have lower accuracy and participation ratios reflecting their poorer effectiveness.

To understand the impact of learned diversity on the geometric nature of loss-function minima, we compute

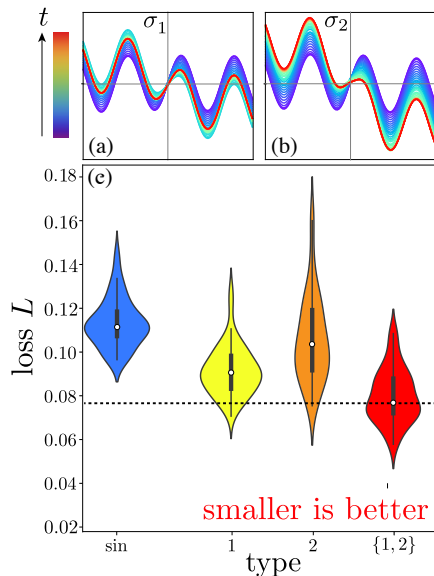


FIG. 5. Meta-learning 2 activations for nonlinear regression of the van der Pol oscillator. (a-b) Activation functions $\sigma_n(a)$ evolve from a base sinusoid, with violet-to-red rainbow colors encoding time t . (c) Violin plots summarize distribution of neural network mean-square error or loss L for 50 fully connected neural networks of sine neurons (blue), type-1 neurons (yellow), type-2 neurons (orange), and a mix of type 1 and type 2 neurons (red). The mix of 2 neuron types outperforms any single neuron type on average.

the spectrum of the Hessian matrix $\mathbf{H} = \nabla^2 \mathcal{L}$, which captures the curvature of the loss function. Since, \mathbf{H} is a symmetric matrix, all its eigenvalues are real. A purely convex loss function would have a positive semi-definite Hessian everywhere. However, in practice, the loss function is almost always non-convex (with multiple spurious minima) due to the presence of permutation symmetries of the hidden neurons [35]. Therefore, understanding how diversity helps training find deeper minima is crucial.

Previous work suggests that flatter minima generalizes better to the unseen data [36, 37]. For the Fig. 1 neural network meta-learning two neuronal activation functions, we find that once training has converged, the resulting minima from diverse neurons is flatter than from homogeneous ones, as measured by both the trace $\text{Tr } \mathbf{H}$ of the Hessian and the fraction f of its eigenvalues near zero: $\text{Tr } \mathbf{H}_1 > \text{Tr } \mathbf{H}_2 > \text{Tr } \mathbf{H}_{12}$ and $f_1 < f_2 < f_{12}$. If steep minima are harder for gradient descent to locate, then the flatter minima engineered and discovered by learned diversity neural networks imply enhanced optimization.

Biomimetic engineering or biomimicry is design inspired by nature. Just as monoculture crops can be fragile, while diverse crops can be robust [38], heterogeneous neural networks can outperform homogeneous ones. Here, we highlight advantages of varying activation functions *within* each layer and learning the best variation by replacing activations by sub-networks.

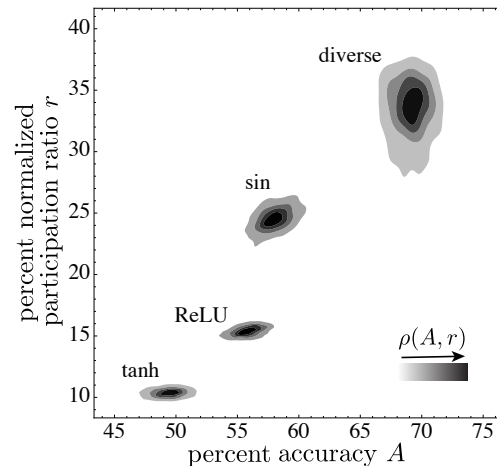


FIG. 6. Probability densities $\rho(A, r)$ versus accuracy A and normalized participation ratio $r = \mathcal{R}/N$ for multiple realizations of the Fig. 3 heterogeneous network and three homogeneous networks with popular activation functions hyperbolic tangent, Rectified Linear Unit $f(x) = \max(0, x)$, and sine. Increased participation accompanies increased accuracy, with the diverse network maximizing both.

Conceptually, Learned Diversity Neural Networks discover novel *sets* of activation functions, when most artificial neural networks use just one of a small number of conventional activations per layer. Practically, mixes of learned activations can outperform traditional activations – where even a 1% improvement can be significant – and the learned activations can be efficiently reused in diverse neural networks. Future work includes optimizing learned diversity by adjusting hyperparameters, applying learned diversity to a wider range of regression and classification problems, testing diverse neural networks for robustness [39], investigating clustering of learned activations, and applying learned diversity to different neural network architectures, such as recurrent neural networks and reservoir computers [40–42], as well as physics-applied and physics-informed neural networks [43, 44].

Learned diversity offers neural networks sets of tailored basis functions, which enhance their expressiveness and adaptability and facilitates efficient function approximation. *When given the ability to learn their neuronal activation functions, neural networks discover heterogeneous arrangements of nonlinear neuronal activations that can outperform their homogeneous counterparts with the same training.* Our work provides specific examples of dynamical systems that spontaneously select diversity over uniformity, and thereby furthers our understanding of diversity and its role in strengthening natural and artificial systems.

This research was supported by ONR grant N00014-16-1-3066 and a gift from United Therapeutics. WLD thanks Kathleen Russell for the conceptualization of the original idea along with many subsequent discussions.

-
- [1] P. W. Anderson. More is different. *Science*, 177(4047):393–396, 1972.
- [2] Per Bak, Chao Tang, and Kurt Wiesenfeld. Self-organized criticality: An explanation of the $1/f$ noise. *Phys. Rev. Lett.*, 59:381–384, Jul 1987.
- [3] Yuri Holovatch, Ralph Kenna, and Stefan Thurner. Complex systems: physics beyond physics. *European Journal of Physics*, 38(2):023002, feb 2017.
- [4] Hynek Wichterle, David Gifford, and Esteban Mazzoni. Mapping neuronal diversity one cell at a time. *Science*, 341(6147):726–727, 2013.
- [5] David Tilman, Clarence L Lehman, and Kendall T Thomson. Plant diversity and ecosystem productivity: theoretical considerations. *Proceedings of the national academy of sciences*, 94(5):1857–1861, 1997.
- [6] Anshul Choudhary, Arindam Saha, Samuel Krueger, Christian Finke, Epaminondas Rosa Jr, Jan A Freund, and Ulrike Feudel. Weak-winner phase synchronization: A curious case of weak interactions. *Physical Review Research*, 3(2):023144, 2021.
- [7] R.M May, S.A. Levin, and G. Sugihara. Ecology for bankers. *Nature*, 451:893, 2008.
- [8] Scott E Page. *Diversity and Complexity*, volume 2. Princeton University Press, 2010.
- [9] Robert M May. *Stability and complexity in model ecosystems*. Princeton university press, 2019.
- [10] Sitabhra Sinha and Sudeshna Sinha. Evidence of universality for the may-wigner stability theorem for random networks with local dynamics. *Physical Review E (Rapid Communication)*, 71:020902, 2005.
- [11] Gary Marcus, Adam Marblestone, and Thomas Dean. The atoms of neural computation. *Science*, 346(6209):551–552, 2014.
- [12] Jean-Philippe Thivierge. Neural diversity creates a rich repertoire of brain activity. *Communicative & integrative biology*, 1(2):188–189, 2008.
- [13] Julijana Gjorgjieva, Guillaume Drion, and Eve Marder. Computational implications of biophysical diversity and multiple timescales in neurons and synapses for circuit performance. *Current opinion in neurobiology*, 37:44–52, 2016.
- [14] Shreejoy J Tripathy, Krishnan Padmanabhan, Richard C Gerkin, and Nathaniel N Urban. Intermediate intrinsic diversity enhances neural population coding. *Proceedings of the National Academy of Sciences*, 110(20):8248–8253, 2013.
- [15] Briar Doty, Stefan Mihalas, Anton Arkhipov, and Alex Piet. Heterogeneous ‘cell types’ can improve performance of deep neural networks. *bioRxiv.10.1101/2021.06.21.449346*, 2021.
- [16] Nicolas Perez-Nieves, Vincent C. H. Leung, Pier Luigi Dragotti, and Dan F. M. Goodman. Neural heterogeneity promotes robust learning. *Nature Communications*, 12:5791, 2021.
- [17] Chen-Di Han, Bryan Glaz, Mulugeta Haile, and Ying-Cheng Lai. Adaptable hamiltonian neural networks. *Phys. Rev. Research*, 3:023156, May 2021.
- [18] Timothy Hospedales, Antreas Antoniou, Paul Micaelli, and Amos Storkey. Meta-learning in neural networks: A survey. *arXiv.2004.05439*, 2020.
- [19] Bo Xie, Yingyu Liang, and Le Song. Diversity leads to generalization in neural networks. *arXiv.1611.03131*, 1611, 2016.
- [20] Franco Manessi and Alessandro Rozza. Learning combinations of activation functions. In *2018 24th International Conference on Pattern Recognition (ICPR)*, pages 61–66. IEEE, 2018.
- [21] Zelda Mariet and Suvrit Sra. Diversity networks: Neural network compression using determinantal point processes. *arXiv:1511.05077*, 2015.
- [22] Min Lin, Qiang Chen, and Shuicheng Yan. Network in network. *arXiv.1312.4400*, 2014.
- [23] David Beniaguev, Idan Segev, and Michael London. Single cortical neurons as deep artificial neural networks. *Neuron*, 109(17):2727–2739, 2021.
- [24] G. Cybenko. Approximation by superpositions of a sigmoidal function. *Mathematics of Control, Signals, and Systems (MCSS)*, 2(4):303–314, December 1989.
- [25] Kurt Hornik. Approximation capabilities of multilayer feedforward networks. *Neural Networks*, 4(2):251–257, 1991.
- [26] Dougal Maclaurin, David Duvenaud, and Ryan P. Adams. Gradient-based hyperparameter optimization through reversible learning. *arXiv.1502.03492*, 2015.
- [27] Our code is available at <https://github.com/nonlinearartificialintelligencelab/diversityNN>.
- [28] Li Deng. The MNIST database of handwritten digit images for machine learning research. *IEEE Signal Processing Magazine*, 29(6):141–142, 2012.
- [29] Sam Greydanus. Scaling down deep learning. *arXiv:1511.05077*, 2020.
- [30] See Supplemental Material at [URL will be inserted by publisher] for results with different numbers of neurons and layers, other tasks, and further details.
- [31] Balth. van der Pol Jun. D.Sc. Lxxxviii. on “relaxation-oscillations”. *The London, Edinburgh, and Dublin Philosophical Magazine and Journal of Science*, 2(11):978–992, 1926.
- [32] R Fitzhugh. Impulses and physiological states in theoretical models of nerve membrane. *Biophys J*, 1(6):445–466, Jul 1961.
- [33] J. Nagumo, S. Arimoto, and S. Yoshizawa. An active pulse transmission line simulating nerve axon. *Proceedings of the IRE*, 50(10):2061–2070, 1962.
- [34] Peiran Gao, Eric Trautmann, Byron Yu, Gopal Santhanam, Stephen Ryu, Krishna Shenoy, and Surya Ganguli. A theory of multineuronal dimensionality, dynamics and measurement. *bioRxiv.10.1101/214262*, 2017.
- [35] Berfin Simsek, François Ged, Arthur Jacot, Francesco Spadaro, Clément Hongler, Wulfram Gerstner, and Johanni Brea. Geometry of the loss landscape in overparameterized neural networks: Symmetries and invariances. In Marina Meila and Tong Zhang, editors, *Proceedings of the 38th International Conference on Machine Learning, ICML*, volume 139, pages 9722–9732, 2021.
- [36] Behrooz Ghorbani, Shankar Krishnan, and Ying Xiao. An investigation into neural net optimization via hessian eigenvalue density. *arXiv.1901.10159*, 2019.
- [37] Adepu Ravi Sankar, Yash Khasbage, Rahul Vigneswaran, and Vineeth N Balasubramanian. A deeper look at the hessian eigenspectrum of deep neural networks and its applications to regularization. *arXiv.2012.03801*, 2020.
- [38] William C. Wetzel, Heather M. Kharouba, Moria Robinson, Marcel Holyoak, and Richard Karban. Variability in plant nutrients reduces insect herbivore performance.

- Nature*, 539(7629):425–427, 2016.
- [39] Nicholas Cheney, Martin Schrimpf, and Gabriel Kreiman. On the robustness of convolutional neural networks to internal architecture and weight perturbations. *arXiv preprint arXiv:1703.08245*, 2017.
- [40] Jaideep Pathak, Brian Hunt, Michelle Girvan, Zhixin Lu, and Edward Ott. Model-free prediction of large spatiotemporally chaotic systems from data: A reservoir computing approach. *Physical review letters*, 120(2):024102, 2018.
- [41] Mushegh Rafayelyan, Jonathan Dong, Yongqi Tan, Florent Krzakala, and Sylvain Gigan. Large-scale optical reservoir computing for spatiotemporal chaotic systems prediction. *Physical Review X*, 10(4):041037, 2020.
- [42] LCG Govia, GJ Ribeill, GE Rowlands, HK Krovi, and TA Ohki. Quantum reservoir computing with a single nonlinear oscillator. *Physical Review Research*, 3(1):013077, 2021.
- [43] Tailin Wu and Max Tegmark. Toward an artificial intelligence physicist for unsupervised learning. *Phys. Rev. E*, 100:033311, Sep 2019.
- [44] Anshul Choudhary, John F. Lindner, Elliott G. Holliday, Scott T. Miller, Sudeshna Sinha, and William L. Ditto. Physics-enhanced neural networks learn order and chaos. *Phys. Rev. E*, 101:062207, Jun 2020.