

Color My World: Deterministic Tagging for Memory Safety

Hans Liljestrand
Univresity of Waterloo, Canada
hans@liljestrand.dev

Carlos Chinea
Huawei Technologies Oy, Finland
carlos.chinea.perez@huawei.com

Rémi Denis-Courmont
Huawei Technologies Oy, Finland
remi.denis.courmont@huawei.com

Jan-Erik Ekberg
Huawei Technologies Oy, Finland
Aalto University, Finland
jan.erik.ekberg@huawei.com

N. Asokan
University of Waterloo, Canada
Aalto University, Finland
asokan@acm.org

Abstract

Hardware-assisted memory protection features are increasingly being deployed in COTS processors. ARMv8.5 Memory Tagging Extensions (MTE) is a recent example, which has been used to provide probabilistic checks for memory safety. This use of MTE is not secure against the standard adversary with arbitrary read/write access to memory. Consequently MTE is used as a software development tool. In this paper we present the first design for deterministic memory protection using MTE that can resist the standard adversary, and hence is suitable for post-deployment memory safety. We describe our compiler extensions for LLVM Clang implementing static analysis and subsequent MTE instrumentation. Via a comprehensive evaluation we show that our scheme is effective.

1 Introduction

Hardware-assisted memory tagging, originally introduced in early computer architectures [22] but largely abandoned shortly thereafter, has resurfaced in recent processor architectures such as lowRISC [3], SPARC M7 [31], and ARMv8.5-A [2, 8]. It is a powerful technique that allows detection of memory errors using a lock-and-key mechanism where both pointers and memory allocations are associated with *tags*; a pointer is allowed to access a chunk of memory if and only if both the pointer and the memory allocation have matching tag values (“colors”). Tools like hardware-assisted AddressSanitizer (HWASAN) [4] use a randomized tagging scheme to tag each memory allocation (and corresponding pointers) with a random tag. They can then efficiently detect many spatial and temporal memory access violations. Since the tags are randomly assigned, these tools can only provide a *probabilistic* guarantee of correctness. Furthermore, the guarantee is *limited* because the tags are short (a few bits long). However, these tools are typically used for testing in the software development phase. In such benign, non-adversarial settings, limited correctness guarantees are sufficient.

A natural question is whether and how hardware-assisted memory tagging can be used for ensuring run-time memory

safety *after deployment*. Unlike the software development phase, post-deployment is a potentially adversarial environment: detecting memory-safety violations after deployment therefore must be robust in the presence of an intelligent adversary. The standard adversary model used in memory safety literature assumes an adversary that can exploit a memory vulnerability to *read from or write to arbitrary memory locations*. Memory tagging schemes that use randomized tag assignment cannot withstand such an adversary that can (a) learn tag values and subsequently inject bogus pointers with correct tags, or (b) repeat an attack until injected pointer tags match by chance. Therefore, existing memory tagging schemes, with their limited probabilistic guarantees, cannot be used directly to ensure post-deployment memory safety.

In this paper, we describe the *first* hardware-assisted memory tagging approach that enforces post-deployment run-time memory protection even in the presence of the standard (strong but realistic) adversary that can forge tags and repeat an attack indefinitely. Unlike prior schemes, we target *deterministic* memory protection without using probabilistic random tagging. To achieve this, we first use static analysis to classify memory allocations into different classes based on their level of *operational safety*. But because the memory tag of a pointer is embedded within the pointer itself, the adversary can overwrite it freely. Consequently, we use a *tag forgery prevention* scheme to prevent attacker-controlled pointers from accessing safe allocations. Specifically, we can guarantee the integrity of provably safe allocations even in the presence of memory errors that affect the less secure classes. Furthermore, our static analysis is *memory-tagging aware*: it can detect allocations that are safe *only when coupled with our tagging scheme* or other similar run-time enforcement.

We realize our scheme using ARMv8.5 Memory Tagging Extension (MTE) [2] which is slated to be deployed soon [29]. Our implementation is based on the LLVM compiler framework and covers both our static analysis and instrumentation.

We claim the following contributions:

- The **first design for deterministic memory protection using hardware-assisted memory tagging**, guaranteeing data integrity for safe classes, even against the **standard adversary** that can break prior memory-tagging schemes. Our scheme can thus be used to ensure **post-deployment integrity of protected data**. (Section 5)
- A complete ARMv8.5-A MTE based implementation of our design built on the LLVM 12 compiler framework, including augmented stack safety analysis (Section 6), and compiler back-end modifications (Section 7). We plan to our implementation available as open source.
- A comprehensive evaluation including security analysis (Section 8.1), functional evaluation using QEMU with MTE support (Section 8.2), and performance analysis using SPEC CPU 2017 (Section 8.3), showing the effectiveness of our scheme.

2 Background

2.1 ARMv8.5-A Memory Tagging Extension

The ARMv8.5 instruction set architecture (ISA) introduces the Memory Tagging Extension (MTE) feature, a hardware primitive for *memory tagging* (colloquially referred to as *memory coloring*) [2, 8]. MTE allows 4-bit tags to be assigned to each memory allocation and address (at 16-byte granularity). These are referred to as *allocation tags* and *address tags* respectively. An *allocation tag* is a 4-bit value associated with every *memory granule* (a 16-byte region of memory). Allocation tags are stored in hardware-protected *tag memory*. An *address tag* is a 4-bit value stored within the highest-order byte of a pointer. ARM-A processors have a top-byte ignore (TBI) feature to instruct the memory management hardware to ignore the topmost byte during address translation. In conjunction, MTE uses the lower half to store the tag value. Allocation tags are tracked by the hardware. During any memory access, the allocation tag of the accessed memory is compared to the address tag of the pointer attempting access (Figure 1). Memory accesses that use incorrect tags will trap to the operating system, allowing it to choose a course of action.

MTE requires programs to be instrumented with explicit MTE-specific instructions that tag memory and associated pointers according to the tagging strategy. To this end, MTE provides instructions for writing and reading allocation tags in memory, as well as for efficiently manipulating the address tag bits of a pointer in a register. The `addg` and `subg` instructions allow a pointer in a register and its tag to be generated based on a reference pointer (and tag). `stg` tags a granule of memory, and `ldg` allows reading the tag of a specific memory location. In total, MTE adds 15 new instructions for operating on the MTE tagging framework.

To facilitate efficient operation, MTE also allows *unchecked accesses* in some cases. First, no accesses via the stack pointer, or the stack pointer with an immediate offset,

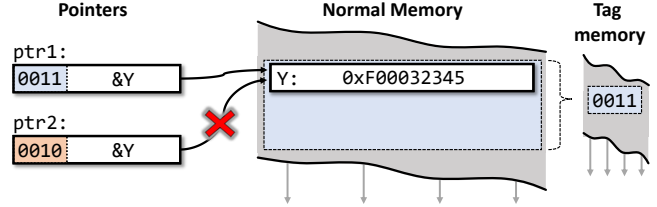


Figure 1: MTE supports “coloring” memory and pointers with *allocation* and *address tags*, respectively. Memory accesses must then use a pointer with the address tag matching the allocation tag of the accessed memory. In this example, `ptr2` is denied access to `Y` because its address tag does not match the allocation tag of the addressed memory.

are checked. This allows compiler-generated code that modifies the stack—e.g., to store local variables in memory—to avoid tag checks. MTE also supports unchecked access using a wildcard tag. For user space, the wildcard tag is `0b0000` and is enabled via the `tcr_elx.tcm` configuration register. If enabled, any pointer with the tag `0b0000` will be designated as an unchecked tag and not undergo any tag checks.

MTE can be used in two modes: a synchronous mode where mismatching tags immediately trap, or an asynchronous mode that only sets a flag to indicate that a mismatch has been encountered at some point during execution. The former allows for precise error handling, whereas the latter is more performant but does not facilitate precise debugging.

Memory tagging can be used to detect spatial and temporal memory errors. For example, use-after-free errors for heap allocations (or use-after-return for stack allocations) can be protected against by assigning random tags to newly allocated memory regions and clearing the tags on freeing memory [31]. Re-allocated memory will, with probability $\frac{15}{16}$, be assigned a different tag, which prevents access by any remaining dangling pointers. However, because the address tag is stored within the pointer itself, such solutions do not lend themselves for post-deployment run-time protection against an adversary that can overwrite pointers and their address tags.

2.2 LLVM memory tagging on ARM

At the time of writing LLVM provides two sanitizers that utilize ARM MTE: the Clang HWASAN [4] and LLVM MemTagSanitizer [18]. The former, on ARM architectures, uses the TBI feature to reserve the most-significant byte of pointers for a software-defined tag that is also enforced by software-only instrumentation that largely targets testing use cases. In contrast, MemTagSanitizer is designed to use MTE for protecting programs both during testing as well for during post-deployment run-time protection. On function entry, it selects a random tag for the first tagged frame slot, and then tags subsequent slots with incrementing tags. This provides probabilistic detection of arbitrary memory errors, and can

prevent some, but not all, linear buffer overflows. Neither HWASAN or MemTagSanitizer considers an adversary that has arbitrary memory-read access, and therefore, can reliably forge tags. In this work, we use the standard adversary model typically used in memory protection [35], and specifically consider an adversary that has these abilities.

2.3 LLVM StackSafetyAnalysis

LLVM StackSafetyAnalysis [20] detects stack-based variables that are “safe”, i.e., cannot cause memory errors through their use. It was originally introduced to support the Clang SafeStack [5] used for code-pointer integrity [12], but can also be used to optimize approaches such as HWASAN. For each stack-based allocation, the analysis indicates the smallest memory region that contains all accesses by any direct or derived pointer based on the allocation. If the analysis is inconclusive, it indicates that the full memory range is accessed. Moreover, StackSafetyAnalysis does not track pointers written to memory, and instead assumes such pointers can be corrupted or otherwise misused. Without full memory safety or fault isolation, this is the only safe assumption.

The StackSafetyAnalysis implementation is split into two passes. The first *intra-procedural* pass analyzes the use of stack-based allocations and pointer-type function arguments within the scope of one function. The access range is always relative to the *base pointer*, i.e., the start of the allocation or the initial value of a function argument pointer. A second *inter-procedural* analysis combines the local analysis to facilitate tracking of pointers passed between functions. When pointers are passed as arguments, the offset to the base pointer is used to adjust the argument access range before the ranges are merged. As noted above, pointer tracking is not done through memory and will conservatively mark untracked pointers as accessing the full set of memory addresses.

3 Adversary Model

In this work, we consider a powerful adversary, \mathcal{A} , that can exploit a memory vulnerability to overwrite program data, including pointers and their address tags. We assume that the memory is protected with a $W \oplus X$ policy. Thus, \mathcal{A} can neither modify program code nor execute data (e.g., inject and run code on the program stack), but can read all process memory, including the allocations tags used by MTE. For user-space protection, we assume that the operating system is trusted, and that \mathcal{A} cannot modify MTE configuration. This adversary model is consistent with prior work on memory safety [35].

The ability to read arbitrary memory allows \mathcal{A} to determine all memory tags used by the process. This renders probabilistic tagging schemes ineffective against \mathcal{A} that can also inject arbitrary pointers and tags. However, even without read access to allocation tags, given the limited range from which tag values are drawn, \mathcal{A} could simply repeat the attack until it

succeeds. We assume \mathcal{A} can repeatedly relaunch and retry an attack.

4 Goals and Requirements

Our goal is to partition memory allocations into different protection domains based on their memory-safety properties, use memory tagging to enforce domain separation, and where possible, enforce in-domain memory integrity (e.g., by preventing overflows). The former is similar to the *safe stack* employed by Kuznetsov *et al.* [12] that aims to isolate provably memory-safe data from other data (such as buffers that might overflow). In particular, we use the notion of *memory-safe allocations*. Informally, a memory-safe allocation is one where all pointers *based on* the allocation are safe, and cannot cause overflows or other memory errors. See Section 5 for a more detailed definition.

We define the following requirements for our solution:

- R1** *Isolate safe allocations*: Allow access to a safe allocation only through legitimate pointers to it.
- R2** *Isolate unsafe allocations*: Prevent unsafe memory accesses from compromising data in safe allocations.
- R3** *Resist address tag forgery*: Prevent \mathcal{A} from accessing safe allocations using forged pointers.
- R4** *Resist buffer overflow*: Prevent \mathcal{A} from exploiting linear overflows to violate allocation bounds.
- R5** *Resist memory disclosure*: Remain effective if \mathcal{A} can read the entire process address space, including tags.
- R6** *Be compatible*: Be applicable to typical C code, without source code modifications.
- R7** *Be efficient*: Impose only minimal run-time performance and memory overhead, while meeting **R2–R6**.

5 Design

Our design utilizes memory tagging without relying on random or hidden tags (**R5**), instead we: 1) *isolate* memory allocations into distinct protection domains (**R1, R2**), 2) *alternate* memory tags to prevent linear overflows (**R4**), and 3) *prevent address tag forgery* by explicitly setting tag bits of pointers that could be controlled by \mathcal{A} (**R3**). We leverage an MTE-aware static analysis (Section 6) to classify memory allocations into two distinct protection domains based on whether we can guarantee the allocations are *memory safe*.

We define an allocation as *memory safe* if all dereferences of pointers based on the allocation are either safe, or cause the program to terminate. Our definition of memory-safe allocations is based on Kuznetsov *et al.*, who define a *safe dereference* as one that only accesses the memory object that the pointer is based on, and based on as: “a pointer is based on a target object X iff the pointer is obtained at runtime by

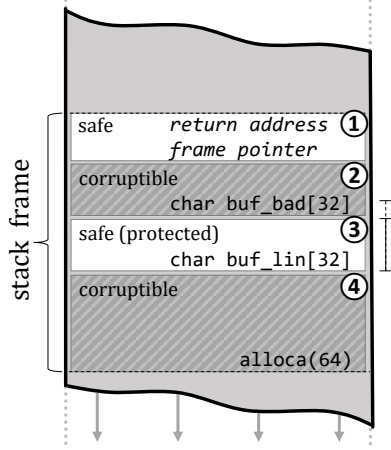


Figure 2: We tag allocations based on their safety class. Linear overflows are thwarted by adjusting allocation layout and by adding tagged memory guards. The stack frame in the figure corresponds to the example in Listing 1.

(i) allocating X on the heap, (ii) explicitly taking the address of X , if X is allocated statically, such as a local or global variable, or is a control flow target (including return locations, whose addresses are implicitly taken and stored on the stack when calling a function), (iii) taking the address of a sub-object y of X (e.g., a field in the X struct), or (iv) computing a pointer expression (e.g., pointer arithmetic, array indexing, or simply copying a pointer) involving operands that are either themselves based on object X or are not pointers [12].” For brevity, we will use *safe* and *unsafe* as shorthand to refer to memory safe and memory unsafe, respectively.

If all pointer dereferences in a program are safe, then the program as a whole is memory safe and each allocation will only be modified by pointers that are based on it. Note that without program-wide memory safety, a safe allocation can still be corrupted by unsafe pointer dereferences; either using pointers based on unsafe allocations or pointers injected by \mathcal{A} . However, using our MTE tagging scheme and *tag forgery prevention* (explained in Section 5.1), we can prevent such corruption (R3) and protect safe allocations without requiring full memory safety.

We divide safe allocations into three types: 1) *implicitly-safe* allocations that are only dereferenced by compiler-generated code and are thus always safe, 2) *provably-safe* allocations for which our analysis can conclusively prove that all dereferences of pointers based on the allocation are safe, and 3) *guarded* allocations that cannot be proven safe, but for which we can prove that all unsafe dereferences of pointers based on the allocation are prevented by our instrumentation.

Our approaches to protect safe allocations is thus three-fold: 1) we use static analysis (Section 6) to identify provably-safe and guarded allocations by verifying that all dereferences of pointers based on those allocations are safe or can be guarded;

```

1 void func(unsigned end) {
2     char buf_bad[32];
3     char buf_lin[32];
4
5     g_ptr = alloca(64);
6
7     buf_bad[end] = 0;
8
9     for (unsigned i = 0; i < end; ++i)
10         buf_lin[i] = i;
11
12     // ...

```

Listing 1: An example to illustrate the safety categories assigned to allocations. `buf_lin` belongs to the guarded category, as it is only used in a loop with a known starting point and indexing step (Line 9). `buf_bad` is unsafe because the index `end` is unknown at Line 7. The `alloca` on Line 5 leaks the pointer to a global variable, and so, is treated as unknown.

2) we use MTE to prevent unsafe dereferences using pointers based on guarded allocations (Section 5.2) from corrupting other allocations; and 3) we apply MTE to isolate unsafe allocations and tag forgery prevention (Section 5.1) to ensure that neither corrupted pointers nor attacker-injected pointers can dereference safe allocations. Figure 2 and Listing 1 illustrate the different types of allocations and will be used as a running example to explain our approach.

To maximize the set of safe allocations we also track pointers when they are stored in memory. Our intent is to guarantee that pointers based on safe allocations cannot be corrupted in memory or be used in unsafe dereferences. Consequently, if a such a pointer is ever stored in a non-safe allocation, we also mark the allocation it is based on as unsafe. All other pointers stored to or loaded from memory are assumed to be corrupted or used unsafely. Because our definition of memory safety is allocation-based we must separately address the problem of narrowing [7] with respect to pointers. Consequently, we also verify that pointers stored in compound structures—e.g., `ptr` in Listing 2—cannot be corrupted, or else we use tag forgery prevention to ensure that such pointers always point to unsafe allocations.

5.1 Isolating unsafe allocations and pointers

We isolate unsafe allocations using ARM MTE (Section 2.1). At run-time, all unsafe allocations (② and ④ in Figure 2), and pointers based on them, are tagged as unsafe by clearing the topmost tag bit; resulting in a tag of form `0b0xxx`. We use the default tag, `0b1100`, for safe allocations and unallocated memory that is initially automatically tagged by the kernel. The guarded allocations are similarly tagged as safe, but are surrounded by differently tagged guards—either a dedicated “red zone” or an unsafe allocation—to prevent unsafe derefer-

ences. All unsafe allocations and pointers are tagged with the unsafe tag, 0b0xxx, tag to isolate them from the memory-safe allocations.

If \mathcal{A} overwrites a pointer, it might not only point to an arbitrary address, but also have an arbitrary tag value, including the safe tag 0b1100. To prevent the use of such pointers, we implement *tag forgery prevention* by clearing the topmost tag bit of a loaded pointer, unless it was loaded from a pointer-safe allocation (Section 5.3). The address tag could also be corrupted by large-enough indexing errors or pointer arithmetic that affects the high-order address bits of the pointer. To prevent such pointer operations from changing address tags, our tag forgery prevention stores the address tag before arithmetic operations, and then afterwards writes it back to the pointer. In short, where a pointer’s address tag can be corrupted or a new pointer injected, such pointers will be re-tagged as unsafe before use (R3).

5.2 Realizing guarded allocations

Buffer overflows are a common memory error that can be completely prevented with MTE. As long as the overflow is contiguous we can tag adjoining memory with a different tag to prevent the overflow (e.g., an overflow from ③ to ② in Figure 2). For the purpose of our work, we consider an overflow linear if it is an under- or overflow such that its iteration step—e.g., how much an iterator is incremented on each loop—and element size guarantees that the overflow cannot “hop” over the adjoining memory granule and avoid detection. We deem an allocation as *guarded* if it is not provably-safe, but can be shown to only allow linear overflows. The adjoining memory can be either another allocation, e.g., a local variable, or a compiler-inserted guard zone. We conservatively only assume that the adjoining 16-byte MTE granule is tagged differently. The stack layout can be optimized to avoid dedicated guards when stack variables can be reordered (Section 7.2).

5.3 Detecting safely stored pointers

Implicit compiler-generated allocations are always safe as they are exclusively used by the compiler and not exposed to the programmer. For instance, the return address (① in Figure 2) is stored in memory, but never directly accessed by program code. Another example are stack slots for local variables that are not explicitly referenced by the programmer (i.e., that do not “have their address taken”) or “register spills” generated by the compiler to temporarily free registers. Such implicitly-safe allocations do not require analysis, and will use the default safe tag.

In other cases, we must either assume that a pointer stored in memory is unsafe, or be able to exhaustively prove that the storage location is a safe allocation and that we can determine where it is subsequently loaded from memory. However, when considering the safety of pointers in memory, memory-

```
1 struct s { int *ptr; char buff[SIZE]; }
```

Listing 2: If a variable of type `struct s` is memory safe, its use is guaranteed to never corrupt memory outside its bounds or after its lifetime. However, we must additionally verify that `s.ptr` cannot be corrupted by an overflow of `s.buff` without violating the memory safety of `struct s`.

safety as defined above is insufficient. We must also consider whether intra-object overflows could corrupt a pointer without violating the allocation boundaries of the storage location. For instance, an array in a data structure can potentially overflow and corrupt pointers in the structure without violating the safety of the allocation as a whole (Listing 2). In addition to safety, we thus also consider the *pointer-safety* of an allocation and deem an allocation to be *pointer-safe* only if it is both safe and that pointers stored within it are safe from corruption. Otherwise, we say the allocation is *pointer-unsafe*, and assume that any pointers stored within it might be corrupted even if the allocation as a whole is safe.

5.4 Compartmentalization

All memory within the program is assigned to different safety types as shown in Table 1. We assign tags to allocation classes so that we can isolate unsafe allocations, but also to facilitate tag forgery prevention at runtime. Specifically, whenever a pointer is loaded from a memory address, we can use the tag of the address to determine whether the loaded pointer is unsafe (shown in the *ptr. load* column of Table 1). Any pointer loaded from memory not tagged as pointer-safe, is tagged as unsafe, and so can only access unsafe memory. Note that pointer-safe allocations may contain unsafe pointers, but because the location is pointer-safe, we do not need to perform tag forgery prevention when loading it.

6 Memory Safety Analysis

We implement our memory safety analysis as two LLVM intermediate representation (IR) passes extending the functionality of the existing stack safety analysis (Section 2.3). It analyzes the use of stack allocation represented as `alloca` instructions in the IR. Recall that implicitly-safe allocations—i.e., those that are not represented by `alloca` instructions—are always safe and are not analyzed. For all other stack allocations, the analysis indicates whether it can prove the allocation to be either safe (or guarded), or whether it must be assumed to be unsafe. The analysis assumes instrumentation that enforces isolation (Section 5.1) and prevents linear overflows (Section 5.2). Given such instrumentation, we can use an analysis to find allocations that:

- 1) are memory safe;

Safety class/type		Instrumentation		
Safe	Ptr. safe	<i>tag</i>	<i>guarded</i>	<i>ptr. load</i>
implicit	yes	0b1100	—	—
provable	yes	0b1100	—	—
provable	no	0b10xx	—	unsafe
guarded	yes	0b1100	guarded	—
guarded	no	0b10xx	guarded	unsafe
no	no	0b0xxx	—	unsafe

Table 1: The safety classes and types with corresponding run-time instrumentation. The *tag* column indicates the tag set on allocation, and the *guarded* column indicates whether the allocation is surrounded by guards. The *ptr. load* column indicates whether pointers loaded from the allocation are unsafe and need tag forgery prevention. Note that the *tag* is statically assigned to the pointer at allocation and then allows us to determine the *ptr. load* action at run-time.

- 2) can be guarded such that their safety can be guaranteed at run-time; and,
- 3) are pointer-safe such that pointers within them are safe, and the safety of all pointers loaded from it can be verified.

Programmatic analysis of any non-trivial program properties is undecidable [28]. Consequently, most static analyses, including ours, are approximate. To maintain security, the analysis must be conservative and only over-approximate the unsafe set of allocations. Moreover, our goal is to not fully analyze all memory use, but to maximize the set of allocations that can be proven memory safe (Section 5). In this work, we present an example analysis building upon the stack safety analysis by [12], but our instrumentation strategy is not tied to this specific analysis.

Our analysis consists of a local intra-procedural `FunctionPass` and a later inter-procedural `ModulePass` that collects and merges the local results. While the goal is to analyze allocations, the `FunctionPass` tracks three types of pointers: 1) pointers to local allocations, 2) function arguments that are pointers, and 3) pointers loaded from memory. We call these such pointers *base pointers*. For each *base pointer* our analysis follows the use of that pointer and stores the information in a `UseInfo` container object. We reuse the `UseInfo` from `StackSafetyAnalysis` but extend it with information needed to support our analysis. When a pointer is derived from the base pointer of a `UseInfo`, we refer to it as being *based on* the `UseInfo`.

The `FunctionPass` does not track pointers passed to called functions or stored in memory, instead it only records such events in the corresponding `UseInfo`. For each `UseInfo` *U*, the later `ModulePass` then either finds and merge the corresponding `UseInfo` for the calls, stores, and loads; or marks *U* as unsafe. We stop processing a `UseInfo` if it is shown to be unsafe. The `ModulePass` is iterative and continues until

Algorithm 1 For each analyzed pointer, the `FunctionPass` creates a `UseInfo`. It then uses the def-use chain to find all uses of the allocation and update `UseInfo` accordingly.

```

UseInfo ← new UseInfo(base_pointer)
WorkList ← base_pointer
while !WorkList.EMPTY() do
  Ptr ← WorkList.POP()
  for all Use ∈ Ptr.USES() do
    if Use.DEFINESNEWPOINTER() then
      WorkList ← Use           ▷ add ptr to list
    else if Use ∈ CallInst then
      UseInfo.calls ← Ptr
    else if Use ∈ LoadInst then
      UseInfo.range ← GETRANGE(Use)
      UseInfo.DerefedBy ← GETLOADINFO(Use)
    else if Use ∈ StoreInst then
      if Use.ISPOINTEROP(Ptr) then           ▷ ptr used
        UseInfo.range ← GETRANGE(Use)
      else                                     ▷ otherwise, ptr itself is stored
        UseInfo.StoredIn ← PtrOp
      end if
    else
      UseInfo.SETTOUNSAFE
    end if
  end for
end while

```

no further updates take place. To handle cyclic function calls and to limit analysis complexity, the analysis depth is limited such that any `UseInfo` reaching the limit is marked as unsafe.

6.1 Detecting safe allocations

The local analysis starts by generating a `UseInfo` for 1) all pointers to local allocations (defined by `alloca` instructions), 2) all pointer arguments to the function (as defined by the function definition), and 3) any pointer loaded from memory (any `load` instruction). The `UseInfo` is used to store information on all uses of the base pointer or pointer's based on it. As the LLVM IR is structured in static single assignment (SSA) form, we can use the base pointer's definition-use chain—which links variables to any instruction that uses them—to track its use throughout the function, as shown in Algorithm 1. When a pointer is used to access memory, the range of that access is added to the `UseInfo`. When a pointer is passed to another function, the called function and offset to the base pointer is recorded in the `UseInfo`. When a new pointer is derived (for instance when incrementing an iterator), the new pointer is stored for subsequent analysis. Finally, to support tracking pointers in memory, we also record any pointer loads in the `UseInfo`.`DerefedBy` list and pointer stores in the `UseInfo`.`StoredIn` list. If the analysis trivially recognizes pointer uses that are not analyzable by

```

1 void func_1(int **arg) {
2     int A, B;
3     int *ptr;
4     A = 0;           // Safe assignment to A
5     ptr = &B;        // Create pointer to B
6     func_2(&ptr);    // Pass pointer to ptr
7     func_2(arg);
8 }
9 void func_2(int **ptr) {
10    for (int i = 0; i < 10; ++i)
11        (*ptr)[i] = 0;
12 }

```

Listing 3: A function containing three local variables A, B, and the pointer ptr. The safety of A can be locally determined. However, a pointer to B is passed via ptr into func_2(), and so, its safety depends on the safety of the corresponding argument of func_2() and how it is used when loaded from.

our algorithm, it will immediately mark the corresponding UseInfo as unsafe and avoid further analysis (for instance, if an array is indexed using an arbitrary input variable of unknown size). As the FunctionPass is local, it cannot resolve how pointers passed to called functions are used and instead only stores information on the call for later analysis. We also defer resolving the use of pointers stored in memory to the ModulePass.

Listing 3 shows an example of two functions that can only be partially resolved locally. During the FunctionPass, only A in func_1 can be determined to be safe, as no references to it are passed outside the local scope or written to memory. In contrast, a reference to B is stored in memory and then passed to the called function, so its safety cannot be determined before the ModulePass. When analyzing func_2, the ptr argument can be fully analyzed because it is not written to memory or used outside the local scope.

The ModulePass resolves any calls or stores of potentially safe allocations until each allocation is either exhaustively analyzed and proven safe, or assumed to be unsafe. It works by adding all functions to a work list and then processing the list one function at a time, as shown in Algorithm 2. Within a function, every UseInfo U is then processed. For each function call in U.calls, we query the analysis results for the corresponding argument UseInfo in the called function and merge it to U. For each memory store in U.StoredIn, we query the UseInfo.DereferedBy list (populated by Algorithm 1) of that storage location and merge these to U. If a pointer is stored or loaded in an unsafe location, or if we cannot find UseInfo for all possible store or load locations of U, then U is marked unsafe.

When merging a UseInfo to U, we add the memory access ranges, the calls, StoredIn, and DereferedBy lists to U. If the processing of a function causes changes in any of its UseInfo then all of its callers are re-inserted on the top of the work list.

The ModulePass only works with UseInfo objects and does not need to process the LLVM IR again.

Algorithm 2 The ModulePass processes functions one at a time by updating their contained UseInfo objects.

```

function RUNMODULEPASS(CallersMap, WorkList)
    while !WorkList.ISEMPY() do
        F ← WorkList.POP()
        if F.INCIFLESSTHAN(LIMIT) then
            F.SETALLTOUNSAFE(U)
        else
            for all UseInfo U ∈ F do
                OriginalU ← U
                for all C ∈ UseInfo.Calls do
                    U.MERGESALLEEUSEINFO(C)
                end for
                for all C ∈ UseInfo.StoredIn do
                    for all L ∈ C.dereferedBy do
                        U.MERGELOADUSEINFO(L)
                    end for
                end for
                if (OriginalU ≠ U) then
                    WorkList.PUSHALL(Callers[F])
                end if
            end for
        end if
    end while
end function

```

For example, in Listing 3, the ModulePass will update func_1 by going through its set of UseInfo. As ptr has func_2 in its calls set, the UseInfo of the corresponding argument of func_2 is merged to it. The merge includes not only the immediate access range of ptr, but also the additional information pertaining to function calls and memory stores/loads; in this case, from the UseInfo for the pointer dereference at Line 11. Consequently, subsequent updates will further propagate this update to the UseInfo of B as well.

During the analysis, the pointed-to memory location of a pointer is typically unknown. In particular, during the FunctionPass, pointer arguments passed to the function remain unknown and may point to different memory depending on execution / caller context. To accommodate this, all ranges are treated as *offsets* to the value of the base pointer of the UseInfo. When merging two UseInfos we then apply the offset to the added range before applying it to the destination UseInfo. For instance, if a pointer to the 10th element of an array is passed to a function, then the resulting range is offset by 10 when merging the UseInfo of the argument to the caller's corresponding UseInfo. At any point, if an offset or range cannot be statically determined, the UseInfo is marked as unsafe. Consequently, at the end of analysis, the UseInfo of each stack allocation either ends up being marked as unsafe, or alternatively it can be used to retrieve the memory

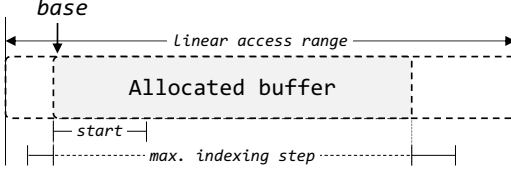


Figure 3: The static safety analysis is extended to also track the linear access range and maximum index step. These allow us to determine when overflow protection is needed, and when an overflow is guaranteed to hit our guard page.

access range to verify that any use of a pointer based on the allocation remains within the bounds of the allocation size.

6.2 Detecting linear-overflows

In addition to provably memory-safe allocations, our analysis also recognizes guarded allocations that can be instrumented to be effectively memory safe or crash at run-time (Section 5). For this, we extend `UseInfo` to separately track the *arbitrary access ranges* and the *linear access range* (Figure 3). To determine whether linear overflows can be prevented using MTE, we also store the information necessary to determine 1) whether the linear access starts within bounds, and 2) whether the increment / decrement size is less than the used MTE memory-tag granule size used by the instrumentation. For example, in Listing 1, `buf_lin` is always first accessed within bounds, and guaranteed to hit a different MTE memory tag because a single loop iteration increments the address by `sizeof(unsigned)` bytes which is smaller than the MTE tagging granule of 16 bytes.

We adapt the memory access range analysis based on LLVM’s scalar evolution framework to also determine linear access behavior. For instance, in a loop over an array, the scalar-evolution indicates the first element accessed and how the index changes—or, evolves—on each iteration of the loop. If the start and indexing steps are known and bounded, we treat the access as linear and update the linear access range, start range, and indexing step in `UseInfo`. Otherwise, we treat the access as non-linear and only update the arbitrary access range. The linear access information is updated along with other ranges, as specified in Algorithms 1 and 2. Consequently, as long as the arbitrary access range and linear access start range of a `UseInfo` remain within the bounds of the allocation, and the indexing step remains bounded, we can designate an allocation to be guarded, even if it would not otherwise be memory safe.

6.3 Tracking pointers stored in memory

Our safety analysis can also reason about pointers stored in memory when the strong isolation provided by MTE can guarantee that such pointers remain uncorrupted. Where in

the general case we need a full program analysis to reason about memory safety, the isolation guarantees allow for a more lightweight local analysis. As shown in Algorithm 1, when our `FunctionPass` encounters a pointer is stored in memory, we either mark the `UseInfo` unsafe or are able to determine a set of `UseInfo` that includes all possible storage locations; which we then store in the `UseInfo.StoredIn` set. Specifically, we look at the `StoreInst` and use the use-def chain of the pointer operand to determine where the pointer might be stored in. We mark the `UseInfo` unsafe if the use-def traversal encounters non-local memory; for instance, if the pointer operand is a global variable. Consequently, either each possible storage location for a pointer based on an analyzed `UseInfo U` has a corresponding `UseInfo` in the `U.StoredIn` set, or otherwise, `U` is marked unsafe. By constraining this analysis to local scope, we efficiently reach sound results without the need for complex full-program safety analysis.

For pointers stored *within compound* structures the measures listed earlier do not provide safety guarantees. As shown in Listing 2, such pointers might be corruptible without violating the allocations bounds. We address this problem by approximating pointer-safety as typed use. The analysis we have implemented so far uses a less precise (but still conservative) approximation that assumes that only allocations of pointer-type are pointer-safe. However, we plan to extend our implementation based on the following algorithm that utilizes type information: We assume that an allocation is *pointer-safe* if we can determine that pointer fields in a compound structure are always used in a typed manner and that any other use of the structure cannot overflow to those pointer fields. For example, considering an allocation of type `struct s` in Listing 2, our algorithm verifies that all pointers based on the base pointer retain the type of the pointer constituents of the structure. For instance, if a pointer to `struct s` is cast to a plain `char *`, we lose the type of the contained pointer `s.ptr` and mark the `UseInfo` it is based on as *pointer unsafe*. For each memory access, we can then verify that either it is a typed use of the pointer, or if not, whether the merged access range is guaranteed to not modify pointers within the structure. For instance, if `s.buff` is used, and we cannot prove it will not overflow, we mark the `UseInfo` it is based on as *pointer unsafe*. In both cases, pointer-safety always depends on the allocation being memory safe to begin with. This conservative approach allows us to locally over-approximate pointer-safety violations during our `FunctionPass`, and then, in the `ModulePass`, propagate the pointer-safety state along with other `UseInfo` state.

6.4 Analysis results and use

Our instrumentation uses the analysis results to assign each stack allocation defined by an `alloca` to one of the safety and pointer-safety types shown in Table 1. All implicitly safe allocations will be materialized when the compiler lowers the

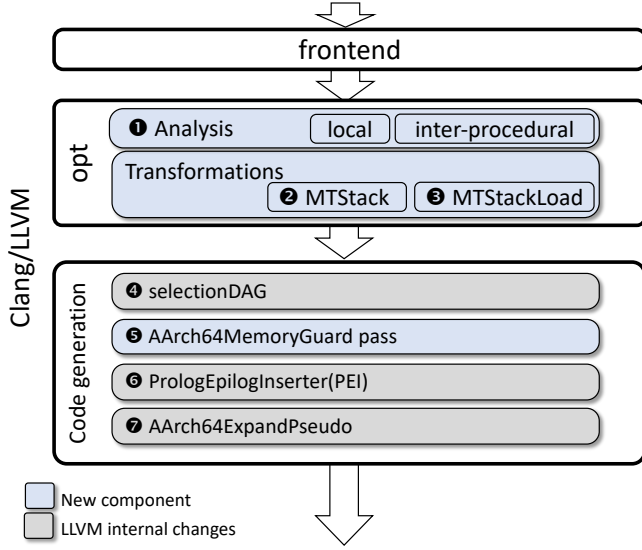


Figure 4: The analysis and instrumentation adds passes and functionality to both the IR optimizer and the architecture-specific backend. The stack safety analysis is replaced by our MTE-aware stack safety analysis (Section 6), and the instrumentation is split into a number of modified and new passes outlined in Section 7.

IR into Machine IR; and as mentioned, need not be further analyzed. Our analysis results only apply to allocations, and do not pertain to the run-time safety of specific pointers; which might, at run-time, point to both safe and unsafe pointers at different times. Instead, the instrumentation utilizes the analysis to assign tags at allocation-time such that the tag forgery prevention can ensure that only pointers legitimately based on safe allocations can be dereferenced to safe allocations.

7 Instrumentation

Our instrumentation is based on LLVM 12. Figure 4 shows an overview of the compiler pipeline and stages modified by our work: 1) the analysis passes described in Section 6 (①), 2) two new transformation passes (②, ③), and 3) changes to machine code generation (④–⑦). In addition to compiler changes, we also modify the libc runtime library to enable MTE at the start of the process.

7.1 Protecting safe allocations

Our new IR pass, `MTStack`, is responsible for tagging both pointers and memory allocations (Section 7.1.1). It runs our memory safety analysis and uses the analysis results to guide which allocations to tag (Sections 5.1 and 6.1). We use the default tag for safe allocations. Consequently, `MTStack` only needs to tag unsafe allocations and pointers based on them, whereas the kernel will initially tag the stack with the default

tag. The default tag is configured by the kernel and is on main-line Linux set to 0 [6]. We modify the kernel to instead use 0b1100 as the default tag, which avoids the need for special handling of NULL pointers that would otherwise unintentionally have the safe tag. A second IR pass, `MTStackLoad`, then instruments unsafe pointer operations and loads to realize tag forgery prevention (Section 7.1.2).

7.1.1 Tagging

The `MTStack` pass initially instruments the IR with intrinsics to tag stack allocations, which are realized as `alloca` calls in the IR. For each stack allocation `MTStack` checks if it is unsafe, and if so, inserts a `llvm.aarch64.settag` intrinsic to tag the allocation before its use. Compiler intrinsics are compiler-defined functions that are lowered to architecture-specific code during machine code generation. Consequently, the compiler can optimize the use of intrinsics based on their high-level semantics while deferring the detailed machine code generation to later. Moreover, we minimize register pressure when lowering the IR by marking the `addg` and `subg` instructions that generate tagged pointers as re-materializable; i.e., such that tagged pointers can be re-created instead of needing to be stored.

To prevent temporal memory errors, `MTStack` resets the tags of all unsafe allocations when the stack frame is released on function return. This prevents the use of dangling pointers to dead stack frames. For instance, in Listing 1, a pointer to the stack allocation on Line 5 is stored in the global variable `g_ptr`, and could be used after the function returns. Moreover, resetting tags also ensures that unallocated memory is returned to its default state. Recall that safe allocations use the default tag. Therefore, it and need not be explicitly tagged by `MTStack`.

In most cases, the stack-size, and hence our tagging strategy, is static. However, `MTStack` must also tag variable-length arrays (VLAs) and memory allocated using the C `alloca` function. We use the same `settag` intrinsic, but modify the instruction selection by extending `SelectionDAG` to lower it to our new pseudo-instruction `STGLoopGeneric` when either the size is unknown or multiple 16-byte granule tag writes are needed. Eventually, the `AArch64ExpandPseudo` then expands the pseudo-instruction to the machine code shown in Listing 4. This code is currently inlined, but to minimize code size, we plan to add a generic function to the C runtime for this purpose.

The C `alloca` poses another challenge because the allocated memory is only freed at function exit. Because an `alloca` can be anywhere in the function—including in conditional blocks—it might not dominate the function return, and therefore, not always be executed before return. Consequently, we do not a priori know if the corresponding memory needs to be re-tagged or not. To handle this case, `MTStack` marks such functions with a new `reset-tags` attribute. This attribute

```

1    tbz      x10, #4, .sizecheck
2    stg      x9, [x9], #16    ; range start
3    sub      x10, x10, #16    ; range size
4 .sizecheck:
5    cbz      x10, .done
6 .loop:
7    st2g     x9, [x9], #32
8    sub      x10, x10, #32
9    cbnz     x10, .loop

```

Listing 4: The expanded AArch64 machine code for the STGLoopGeneric pseudo-instruction used to dynamically tag memory ranges. We use both the `stg` and `st2g` instructions to minimize the number of separate tag memory writes.

is used during the function epilogue construction by the `PrologEpilogInserter` (PEI) to insert a `STGLoopGeneric` call that re-tags the whole stack frame to the default tag value on return.

Our VLA and `C alloca` instrumentation also prevents attacks where such allocations overflow the whole stack in order to access the heap. Such overflows are commonly mitigated by following the stack memory with an unmapped memory page that causes a fault if written to. Because this only happens on write, not allocation, an attacker can avoid this by not writing to the unmapped page. In contrast, our instrumentation prevents this attack altogether as a fault would be triggered when the memory is initially tagged.

Finally, recall, that on ARMv8.5 MTE the granule size is 16 bytes (Section 2.1). Therefore, the instrumentation must pad and align all tagged allocations to the granule size. For alignment, `MTStack` uses the existing `align` attribute to set the alignment of allocations in the IR. To avoid unnecessary transformation of the IR, we do not add padding in `MTStack`. Instead, allocations that must be padded are marked with our new `tagged` attribute. We then extend the `MachineFrameInfo` to resize the marked stack slots based on the `tagged` attribute

7.1.2 Tag forgery prevention

As described in Section 5.1, we must prevent an attacker exploiting unsafe allocations, pointer casts, or pointer arithmetic to forge tagged pointers to safe memory allocations. `MTStackLoad` ensures that all corrupted pointer are tagged as unsafe, and that pointer arithmetic cannot be used to modify address tags. If the pointer was loaded from unsafe memory, `MTStackLoad` clears the topmost bit in the address tag of the loaded pointer. As a result, either the loaded pointer was stored in safe memory and its address tag remains unchanged; or it was loaded from unsafe memory and the topmost tag bit will be unset.

As future work, `MTStackLoad` could optimize tag forgery prevention use by omitting instrumentation where safety can

be statically determined. When an allocation is known to be unsafe, topmost tag bit can be unconditionally set on any pointer loaded from it. Conversely, when an allocation is known to be pointer-safe, we need not instrument loads from it. Such optimizations cannot be done if the safety of the pointer depends on execution context.

`MTStackLoad` prevents tag forgery realized by exploiting (overflowing) pointer arithmetic. To do so, `MTStackLoad` instruments the architecture independent LLVM `getelementptr` (GEP) instructions used to represent pointer arithmetic in the IR. We add tag forgery prevention to any unsafe GEP to prevent it from inadvertently tagging pointers as safe.

A special case that avoids the GEP tag forgery prevention is casting a pointer to an integer before manipulating it, and subsequently casting it back to a pointer. Such casting of integer-typed pointers are handled by treating any pointers defined by casts from non-pointer types as unsafe, and unconditionally setting the topmost tag bit to zero after the cast. Correspondingly, whenever the analysis encounters a pointer being cast to an integer, it will mark the allocation it is based on as unsafe.

7.2 Preventing linear overflows

To realize the guarded safety type, `MTStack` inserts memory guards around guarded allocations (Sections 5.2 and 6.2). The tags of a memory guard and its guarded allocation are different. The guard can be either explicitly added, otherwise unused memory, or it can be an existing allocation with a different tag (see Figure 2).

We insert memory-guard allocations and mark them as such using our `llvm.aarch64.memoryguard` intrinsic that prevents other passes from removing them because they appear unused. During machine code generation, the intrinsic is used to identify the stack slot and to mark it as a memory guard through an added interface in the `MachineFrameInfo` class. Later, the `AArch64MemoryGuard` pass will remove redundant memory guards, for example, if there is already a differently tagged unsafe allocations adjoining a guarded allocation, then an explicit guard is not needed between them. As future work we plan to further optimize stack memory consumption by reordering allocations to minimize the need for explicit memory guards.

7.3 Pointer-safe tagging

Recall that safe allocations could still allow inter-object corruption unless it is also pointer-safe (Sections 5.3 and 6.3). To distinguish such safe, but pointer-unsafe allocations, we tag them using the `0b1100`. Consequently, we can at run-time distinguish pointers loaded from pointer-safe allocations, and apply tag forgery prevention to all other loaded pointers.

8 Evaluation

We evaluate our design and implementation described in Sections 5 to 7 in terms of security, functionality, and performance with respect to the requirements defined in Section 4.

8.1 Security evaluation

To show that allocations in the safe domain cannot be corrupted (R1), we start by showing that pointers based on unsafe allocations cannot corrupt it (R2) and that the attacker cannot forge pointers to the safe domain (R3).

Our memory safety analysis is designed to be conservative (Section 6), but not necessarily complete. Hence, it might not find *all* safe and pointer-safe allocations, but should guarantee that those found are, in fact, safe. To do so, an allocation is marked as unsafe if any pointer based on it cannot be tracked, cannot be proven to be used safely, or is stored unsafely (Algorithms 1 and 2). We then rely on MTE to isolate safe allocations by exclusively using the safe tags, 0b1100 and 0b1100, only for safe allocations. A pointer based on a safe allocation cannot, by definition, corrupt or overflow other allocations (Section 5), and only safe pointers can be tagged as such (Section 6.1). Thus, a safe allocation can only be accessed through pointers legitimately based on it (R2).

Signal-handlers can break the typical control-flow of program. However, they will be analyzed and instrumented similar to all other functions. Consequently, all pointers used by them are local to the control-flow starting from the handler entry-point; or they are pointers to unsafe allocations passed to the handler via globally-accessible variables.

In order to realize memory storage (and tracking) of pointers based on safe allocations we rely on our pointer-safe analysis (Sections 5.3 and 6.3). Pointer-safe allocations are a subset of safe allocations that can be proven to not corrupt pointers within them and to not allow the loading of arbitrary pointers. Consequently, if a pointer is stored in any allocation not pointer-safe, we mark it unsafe. On load, we then apply tag forgery prevention to any pointer loaded from either unsafe allocations or safe, but pointer-unsafe, allocations. This prevents \mathcal{A} from using any forged pointer that they may have injected into pointer-unsafe allocations.

The tag forgery prevention feature of our MTE instrumentation prevents an attacker introducing other new pointers with safe tags via pointer corruption or injection (Sections 5.1 and 7.1.2). Pointers could be introduced when: 1) casting a non-pointer to pointer, or 2) performing unsafe pointer arithmetic, or 3) loading a pointer from unsafe memory. When casting any non-pointer value to a pointer, the first bit of the tag is always cleared. Conversely, our analysis also marks an allocation as unsafe if any pointers based on it are cast to non-pointer values (Section 6.1). This prevents an attacker from introducing safe tags by corrupting non-pointer data before it is cast to a pointer. To prevent an attacker from exploit-

ing pointer arithmetic to change tags, tag forgery prevention copies the tag of a source pointer before pointer arithmetic, and then afterwards writes the same tag back. An attacker also cannot exploit pointer unsafe allocations to inject pointers to the safe domain because any such pointers are subject to tag forgery prevention that unconditionally unsets the first tag-bit on load. Therefore, our tag forgery prevention exhaustively prevents forged pointers from accessing safe allocations (R3).

We use alternating tag values to prevent buffer overflows. Specifically, we tag adjacent allocations to realize the guarded subset of the safe domain (Section 7.2). Our analysis verifies that any such guarded overflow cannot “jump” past the alternating tags by incrementing the pointer more than the 16-byte memory granule (Section 6.2). Consequently, such allocations can be safely added to the safe domain (Item R4).

We do not rely on random or hidden tags, hence our MTE instrumentation is not affected by memory disclosures that leak memory tags (R5).

8.2 Functional verification

For function testing, we use QEMU 6.0.0, which has support for MTE [25]. The emulator replicates MTE functionality on architectural level, and so, can be used to test compatibility between our instrumentation, MTE, and existing source code. We compiled fully instrumented variants of the evaluated SPEC CPU 2017 Integer base benchmarks [34] and executed them on QEMU 6.0.0. Unfortunately, we were unable to complete functional evaluation of some benchmarks, and have therefore excluded them from our evaluation (See Table 2). Inspecting the compatibility issues, our conjecture is that these are caused by the code in the offending benchmarks not complying to the C standard [11] or using constructs that can lead to undefined behavior; for instance, gcc and perlbench benchmarks perform various optimizations by manipulating pointers as integers. Difficulties in using the 2017 version of the SPEC CPU benchmarks have been previously documented in [24, 16]. Nonetheless, since the SPEC CPU 2017 benchmark suite consists of real-world programs, the evaluated tests are a strong indication that our instrumentation strategy is widely applicable (R6).

8.3 Performance evaluation

Our performance evaluation covers three aspects of our MTE instrumentation overhead: 1) the increase in *code size* due to added instrumentation code, 2) the increase in *stack use* due to the need to align and pad memory, and 3) the increase in *execution time* due to changes by instrumentation and checks by the MTE hardware. For benchmarking, we used the SPECrate Integer base benchmarks of the SPEC CPU 2017 [34].

We estimated code and stack size using fully instrumented binaries. The code size is estimated by comparing the `.text` section size of non-instrumented and fully instrumented

benchmark binaries. As the stack grows and shrinks during execution, maximum run-time stack use is not necessarily a useful metric. Instead, we gather compile-time statistics and measure the average function stack-frame increase throughout the whole program. Both the stack-frame size and `.text` size is determined based on fully MTE-instrumented binaries.

The execution-time overhead cannot be directly measured without MTE hardware or cycle-accurate emulators; neither is publicly available yet. Therefore, we instrument the benchmarks with emulated MTE overhead analogues (Section 8.3.1) and run them on a TaiShan 2280 Balanced Model [10] with a Kunpeng 920 CPU [37], an ARMv8 class-A CPU without MTE support. We measured the run time of each benchmark using the GNU/Linux `time` utility over 10 runs each.

8.3.1 Emulating MTE-instruction overhead

The performance overhead in terms of execution time consist of four components: 1) changes in code or memory layout, 2) address tagging, 3) memory tagging, and 4) tag checks on memory access. To measure the instrumentation overhead, we ensure that each component is measurable as-is, or by using an *MTE overhead analogue* to estimate an upper bound. We now describe our MTE overhead analogue we use for each of these four categories.

Code and memory layout changes are caused by the need to align allocations to the MTE granule of 16-bytes, increased register pressure, and other changes needed to accommodate the added code. Where possible, we convert each MTE instruction to an equivalent generic instruction with the same arguments. Doing so minimizes code layout changes caused by the overhead emulation. In some cases, such as `st2g`, we need multiple general-purpose instructions to achieve to emulate a single MTE instruction. However, this does not invalidate our upper bound as code layout changes always increase code size, never decrease it.

Address tagging is emulated using regular bit manipulations to modify the address bit of a pointer. The specialized MTE instructions are expected to be at least as fast as the corresponding bit-manipulation realized with general purpose instructions. Similar to any MTE instrumentation, we then enable the TBI feature (Section 2.1) to ignore tag bits during address translation.

Memory tagging overhead is challenging to estimate without access to actual tag-memory implementations. However, as these operations are specialized to modify tag memory (Section 2.1) we can assume that they are optimized to take advantage of locality and the CPU caches. Therefore, we use regular stores to represent an upper bound on the cost of writing to the specialized tag memory. Specifically, we convert all memory tag writes to regular memory writes. For instance, when tagging a newly created stack slot, we simulate the memory tag write by writing the used pointer into the stack slot itself. One special case is the `st2g` instruction that is used to

write a memory tag to two adjacent 16-byte granules. In some cases, the two 4-bit tag writes of `st2g` could happen on a cache-line boundary. To ensure our upper bound accounts for this, we continue to use a single write, but shift the address by 12-bytes to ensure the emulated MTE overhead causes multiple cache-line updates at least as often as `st2g` would have.

Tag checks implemented in hardware are likely to have minimal overhead. We cannot simulate the overhead without substantially inflating the estimate. Instead, we use an estimate reported for a prior SPARC-based tagging architecture [32] by adding 1% to the reported measurements.

8.3.2 Results

Benchmark results and statistics on instrumentation are summarized in Table 2. The geometric mean of the execution-time overhead is 16.8%. The worst-case, `531.deepsjeng_r` benchmark exercises an alpha-beta tree search, suggesting that the overhead is caused by the frequent non-safe memory-accesses and pointer manipulations while traversing the tree. Comparing this to the estimated 7% tag-checking overhead reported by [15], suggests that the tag forgery prevention instrumentation is a not insignificant contributor to this overhead. We expect that the tag forgery prevention overhead can be lowered by optimizing it to avoid redundant tag checking. Nonetheless, even it only reaches an overhead of 24.4%, indicating that our MTE instrumentation performance overhead is acceptable even in worst-case scenarios (R7). In particular, we expect that this overhead would be further decreased by more accurate analysis and by optimizing the use of stack guards.

For the binary `.text` segment size, we see an increase of 22.1%, geometric mean (geo. mean). The increased size consists of additional code to tag stack slots, and to perform tag forgery prevention. We observe a stack-size increase of 25.2% (geo. mean), excluding the tag memory. This overhead is due to the need to pad and align tagged allocations to 16-bytes, and because guarded allocations must be interleaved such that the stack frame is split into disjoint sections with different tags. The memory use overhead, largely depends on how stack memory is used; frequent small allocations quickly accumulate overhead due to the alignment requirements. Indeed, based on our results we see that this widely varies depending on the benchmark; from a negligible 2% increase to a 100% increase in average stack size for `557.xz_r`.

9 Related Work

Tagged computer architectures emerged in the 1970s to provide data typing and data isolation. For instance, the Burroughs B6700 used memory tags to realize typed memory [13]. In these hardware architectures, type and data were co-located in registers and often also in memory. Although this form of fine-grained memory typing disappeared from

Benchmark	Baseline time (std.dev)	Instrumented time (std.dev)	Safe	Overhead		
				time	stack	.text
505.mcf_r	650.13 (± 8.89)	736.1 (± 0.79)	4.326%	1.142	1.015	1.215
520.omnetpp_r	775.16 (± 7.87)	854.72 (± 8.3)	57.75%	1.113	1.264	1.281
525.x264_r	151.62 (± 0.79)	176.48 (± 0.43)	40.778%	1.174	1.127	1.261
531.deepsjeng_r	383.74 (± 0.32)	473.41 (± 2.48)	21.381%	1.244	1.061	1.177
557.xz_r	157.69 (± 1.06)	182.54 (± 0.4)	21.794%	1.168	2.008	1.174
geo.mean				1.167	1.252	1.221

Table 2: Benchmark results using SPEC CPU 2017 benchmarks and the `ref` workloads. The % safe indicates how much of the stack has been assigned as safe. Results are normalized to a non-instrumented baseline, and overheads are reported as the geometric mean. The stack size estimate is based on summing up the static stack size of all functions in the binary. We estimate the binary size increase due to instrumentation by measuring the `.text` section of the resulting binaries.

commercial computing for 50 years, coarse-grained hardware-assisted memory tagging has recently re-emerged in contemporary processor designs such as lowRISC [3], SPARC processors with the Application Data Integrity feature [27], and AArch64 MTE used by this paper [2]. The CHERI capability architecture also uses memory tagging, but only to protect the integrity of the capabilities that then include metadata for checking validity of memory accesses [36].

Today, Clang HWASAN [32] uses memory tagging to improve performance of AddressSanitizer (ASAN) [30]. As discussed in Section 2.2, HWASAN does not use MTE, but rather enables the use of software-defined tagging with the TBI feature. HWASAN relies on a purely probabilistic tagging scheme for detection of memory errors. Given the risk of tag forgery, the limited tag size, and the probabilistic approach to tag allocation, HWASAN is mainly used as a testing tool, rather than as a run-time protection scheme.

In contrast, LLVM’s MemTagSanitizer [18] targets post-deployment run-time protection. Currently, it only supports stack protection, although heap-protection is planned via the Scudo hardened allocator [19]. While MemTagSanitizer is nominally intended to provide run-time protection, it is not designed for the standard adversary model (Section 3) for memory safety. Specifically, it cannot withstand an adversary that can read tags, and subsequently, inject correctly-tagged pointers. Moreover, while it prevents most overflows, it relies on random tagging to detect arbitrary writes and use-after-free type errors. In contrast, we target the standard, more powerful, adversary model. Nonetheless, MemTagSanitizer could be combined with our work to mitigate errors between unsafe allocations, while using our instrumentation and tag forgery prevention to guarantee the integrity of safe allocations.

The recent HAKC uses both ARM Pointer Authentication (PA) and MTE to realize compartmentalization within the kernel [23]. PA also covers the MTE bits in a pointer, and HAKC relies on it for tag integrity. It requires the developer to define compartmentalization policies for the kernel and to explicitly define data-ownership transfers between different modules. Consequently, the overhead also heavily depends on

the compartmentalization strategy, ranging from 2%-4% in a single-compartment case, to a linear increase of 14%-19% percent per compartment.

We build upon the SafeStackAnalysis introduced by [12]. In their work, safe allocations are protected by moving them to a Safe Stack at a randomized location. It relies on address-space layout randomization (ASLR) which is not resistant to the standard adversary model that includes full memory disclosure [32]. Relying on shadow stacks also changes the system application binary interface (ABI), making integration with legacy code difficult.

The more recent Data Guard [9] introduces an improved static analysis scheme that, similar to our work, can recognize pointers that are safely stored. While their analysis accuracy is impressive, Data Guard uses Safe Stack for protection, with the shortcomings listed above.

WIT is a data-flow integrity (DFI) scheme that uses software-based memory tagging to restrict data-writes to only allowed objects based on a data-flow graph [1]. It uses a separate metadata table to store tags and static run-time checks to verify that written memory is tagged with one of the expected values. Because WIT uses static checks, it cannot, at run-time, distinguish between different valid pointers that can be differentiated by MTE address tags. HDFI [33] describes RISC-V support for tagging, and similarly to WIT, uses it for DFI, shows its applicability to coarse-grained isolation, and as a building-block for memory safety solutions such as shadow stacks. HDFI reports very low overhead ($< 2\%$), but uses only a single tag bit, and requires static checks using specific load and store instructions.

10 Conclusions and Future Work

The first processors with MTE was announced very recently [29]. It is reasonable to expect other ARM processor manufacturers to follow suit. Therefore, our work exploring novel ways of using MTE is timely. A clear direction for future implementors of memory tagging schemes like ARM MTE is to incorporate support for our tag forgery prevention

into their hardware design which can substantially reduce the performance overhead. Languages such as Rust [21] can often be combined with unsafe code, weakening the memory-safety guarantees provided by the language. Previous work has addressed this with coarse-grained fault-isolation [14], more fine-grained solutions could offer better performance and flexibility. Such language front-ends already use powerful safety analysis for “safe” code and can provide this information to the compiler-back end via IR safety hint attributes. To this end, our implementation of `MTStack` adheres to allocation safety hints by ignoring our IR-based analysis and treating such allocations as safe, and thus preventing unsafe allocations from corrupting allocations deemed safe by the language front-end. In ongoing parallel work, we have prototyped this feature with the LLVM Rustc compiler, and consider this to be a promising direction in general.

While our current work is focused on stack-protection, our work is compatible with complimentary tagging techniques that mitigate errors on the heap. We also plan to evaluate our analysis and instrumentation strategy for heap-based allocations and global variables.

Our current work only reasons about pointers in memory to a limited degree, thus limiting the pointers we can assume are safe, and consequently increasing instrumentation overhead. While more accurate static analysis can improve the situation, not all pointers will be proven safe. The recently introduced ARM PA extension could alleviate this by providing probabilistic integrity guarantees for pointers stored in memory even if they cannot be proven pointer-safe [26, 16, 17]. As PA also protects address tags, this could allow the software-based tag forgery prevention to be dropped, consequently offsetting the overhead cause by the PA instrumentation. Similarly, the memory consumption due to introduced guard pages can be efficiently optimized in the compiler by allocation placement so that adjoining allocations in the stack carry different tags—this also enables support for larger guard areas, allowing cases with more linear overflow to be awarded guarded allocation status.

In this paper we presented a MTE-based compartmentalization design, that fully protects the stack control-flow data and data that can be proven safe. We claim this is the first attempt towards achieving deterministic memory protection using hardware memory tagging; particularly in a strong adversary model that does not rely on any secret run-time information.

Acknowledgements. This work is supported in part by Natural Sciences and Engineering Research Council of Canada (RGPIN-2020-04744) and Intel Labs via the Private-AI consortium.

References

- [1] Periklis Akritidis et al. “Preventing Memory Error Exploits with WIT”. In: *Proceedings of the 2008 IEEE*

- Symposium on Security and Privacy (SP ’08) (SP ’08)*. SP ’08. Oakland, CA, USA, 2008, pp. 263–277.
- [2] ARM Ltd. *Armv8.5-A Memory Tagging Extension*. Whitepaper. 2019.
- [3] Alex Bradbury, Gavin Ferris, and Robert Mullins. *Tagged Memory and Minion Cores in the lowRISC SoC*. lowRISC-MEMO 2014-001. University of Cambridge, 2014.
- [4] Clang team. *Hardware-Assisted AddressSanitizer Design Documentation — Clang 11 Documentation*. Clang 11 documentation. 2020. URL: <https://releases.llvm.org/11.0.0/tools/clang/docs/HardwareAssistedAddressSanitizerDesign.html> (visited on 11/25/2020).
- [5] Clang team. *SafeStack — Clang 11 Documentation*. Clang 11 documentation. 2020. URL: <https://releases.llvm.org/11.0.0/tools/clang/docs/SafeStack.html> (visited on 11/25/2020).
- [6] Vincenzo Frascino and Catalin Marinus. *Memory Tagging Extension (MTE) in AArch64 Linux*. The Linux Kernel documentation. 2020. URL: <https://www.kernel.org/doc/html/latest/arm64/memory-tagging-extension.html> (visited on 02/02/2022).
- [7] Ronald Gil, Hamed Okhravi, and Howard Shrobe. “There’s a Hole in the Bottom of the C: On the Effectiveness of Allocation Protection”. In: *Proceedings of the 2018 IEEE Cybersecurity Development*. SecDev ’18. Cambridge, MA, USA, 2018, pp. 102–109.
- [8] Matthew Gretton-Dann. *Arm A-profile Architecture Developments 2018: Armv8.5-A*. 2018. URL: <https://community.arm.com/developer/ip-products/processors/b/processors-ip-blog/posts/arm-a-profile-architecture-2018-developments-armv85a> (visited on 05/27/2020).
- [9] Kaiming Huang et al. “The Taming of the Stack: Isolating Stack Data from Memory Errors”. In: *Proceedings of the Network and Distributed Systems Security Symposium 2022*. NDSS ’22. San Diego, CA, USA, 2022, p. 17.
- [10] Huawei. *TaiShan Server Data Sheet*. Huawei Enterprise. 2020. URL: <https://e.huawei.com/en/material/datacenter/server/7a0b8b0f056f479f909220ac21915999> (visited on 01/25/2022).
- [11] ISO/IEC. *ISO/IEC 9899:2018 - Information Technology — Programming Languages — C*. ISO. URL: <https://www.iso.org/standard/74528.html> (visited on 03/07/2022).

- [12] Volodymyr Kuznetsov, László Szekeres, and Mathias Payer. “Code-Pointer Integrity”. In: *Proceedings of the 11th USENIX Symposium on Operating Systems Design and Implementation*. OSDI ’14. Broomfield, CO, USA, 2014, pp. 147–163.
- [13] C. A. Lakos. “Implementing BCPL on the Burroughs B6700”. In: *Software: Practice and Experience* 10.8 (1980), pp. 673–683.
- [14] Benjamin Lamowski et al. “Sandcrust: Automatic Sandboxing of Unsafe Components in Rust”. In: *Proceedings of the 9th Workshop on Programming Languages and Operating Systems*. PLOS’17. Shanghai, China, 2017, pp. 51–57.
- [15] Michael LeMay et al. “Cryptographic Capability Computing”. In: *MICRO-54: 54th Annual IEEE/ACM International Symposium on Microarchitecture*. MICRO ’21. New York, NY, USA, 2021, pp. 253–267.
- [16] Hans Liljestrand et al. “PAC It up: Towards Pointer Integrity Using ARM Pointer Authentication”. In: *Proceedings of the 28th USENIX Security Symposium (USENIX Security ’19)*. USENIX Security ’19. Santa Clara, CA, USA, 2019, pp. 177–194.
- [17] Hans Liljestrand et al. “PACStack: An Authenticated Call Stack”. In: *Proceedings of the 30th USENIX Security Symposium (USENIX Security ’21)*. Virtual, 2021, pp. 357–374.
- [18] LLVM. *MemTagSanitizer — LLVM 11 Documentation*. LLVM 11 documentation. 2020. URL: <https://releases.llvm.org/11.0.0/docs/MemTagSanitizer.html> (visited on 11/25/2020).
- [19] LLVM. *Scudo Hardened Allocator — LLVM 11 Documentation*. LLVM 11 documentation. 2020. URL: <https://releases.llvm.org/11.0.0/docs/ScudoHardenedAllocator.html> (visited on 11/26/2020).
- [20] LLVM. *Stack Safety Analysis — LLVM 11 Documentation*. LLVM 11 documentation. 2020. URL: <https://releases.llvm.org/11.0.0/docs/StackSafetyAnalysis.html> (visited on 11/25/2020).
- [21] Nicholas D Matsakis and Felix S Klock II. “The Rust Language”. In: *Proceedings of the 2014 ACM SIGAda Annual Conference on High Integrity Language Technology*. Vol. 34. HILT ’14. Portland, OR, USA, 2014, pp. 103–104.
- [22] Alastair J. W. Mayer. “The Architecture of the Burroughs B5000: 20 Years Later and Still Ahead of the Times?”. In: *ACM SIGARCH Computer Architecture News* 10.4 (1982), pp. 3–10.
- [23] Derrick McKee et al. “Preventing Kernel Hacks with HAKC”. In: *Proceedings 2022 Network and Distributed System Security Symposium*. NDSS ’22. San Diego, CA, USA, 2022, pp. 1–17.
- [24] Reena Panda et al. “Wait of a Decade: Did SPEC CPU 2017 Broaden the Performance Horizon?”. In: *2018 IEEE International Symposium on High Performance Computer Architecture*. HPCA ’18. 2018, pp. 271–282.
- [25] QEMU Team. *QEMU*. URL: <https://www.qemu.org/> (visited on 11/07/2021).
- [26] Qualcomm. *Pointer Authentication on ARMv8.3: Design and Analysis of the New Software Security Instructions*. 2017.
- [27] Ivo Raisr. “Application Data Integrity”. Presented at the UK Oracle User Group Technology Conference & Exhibition 2016. 2016.
- [28] H. G. Rice. “Classes of Recursively Enumerable Sets and Their Decision Problems”. In: *Transactions of the American Mathematical Society* 74.2 (1953), pp. 358–366.
- [29] Samsung. *Samsung Introduces Game Changing Exynos 2200 Processor with Xclipse GPU Powered by AMD RDNA 2 Architecture*. Samsung Newsroom. 2022. URL: <https://news.samsung.com/global/samsung-introduces-game-changing-exynos-2200-processor-with-xclipse-gpu-powered-by-amd-rdna-2-architecture> (visited on 02/01/2022).
- [30] Konstantin Serebryany et al. “AddressSanitizer: A Fast Address Sanity Checker”. In: *Presented as Part of the 2012 USENIX Annual Technical Conference*. USENIX ATC ’12. Boston, MA, USA, 2012, pp. 309–318.
- [31] Kostya Serebryany. “ARM Memory Tagging Extension and How It Improves C/C++ Memory Safety”. In: *USENIX ;login:* 44.2 (2019), pp. 12–16.
- [32] Kostya Serebryany et al. *Memory Tagging and How It Improves C/C++ Memory Safety*. 2018. URL: <http://arxiv.org/abs/1802.09517> (visited on 11/26/2020).
- [33] C. Song et al. “HDFI: Hardware-assisted Data-Flow Isolation”. In: *Proceedings of the 2016 IEEE Symposium on Security and Privacy*. SP ’16. San Jose, CA, USA, 2016, pp. 1–17.
- [34] Standard Performance Evaluation Corporation. *SPEC CPU® 2017*. 2019. URL: <https://www.spec.org/cpu2017/> (visited on 12/06/2020).
- [35] László Szekeres et al. “SoK: Eternal War in Memory”. In: *Proceedings of the 2013 IEEE Symposium on Security and Privacy*. SP ’13. San Francisco, CA, USA, 2013, pp. 48–62.

- [36] Robert N.M. Watson et al. “CHERI: A Hybrid Capability-System Architecture for Scalable Software Compartmentalization”. In: *Proceedings of the 2015 IEEE Symposium on Security and Privacy*. Vol. 2015-July. SP '15. San Jose, CA, USA, 2015, pp. 20–37.
- [37] Jing Xia et al. “Kunpeng 920: The First 7-Nm Chiplet-Based 64-Core ARM SoC for Cloud Services”. In: *IEEE Micro* 41.5 (2021), pp. 67–75.