

Video Diffusion Models

Jonathan Ho*

jonathanho@google.com

Tim Salimans*

salimans@google.com

Alexey Gritsenko

agritsenko@google.com

William Chan

williamchan@google.com

Mohammad Norouzi

mnorouzi@google.com

David J. Fleet

davidfleet@google.com

Abstract

Generating temporally coherent high fidelity video is an important milestone in generative modeling research. We make progress towards this milestone by proposing a diffusion model for video generation that shows very promising initial results. Our model is a natural extension of the standard image diffusion architecture, and it enables jointly training from image and video data, which we find to reduce the variance of minibatch gradients and speed up optimization. To generate long and higher resolution videos we introduce a new conditional sampling technique for spatial and temporal video extension that performs better than previously proposed methods. We present the first results on a large text-conditioned video generation task, as well as state-of-the-art results on an established unconditional video generation benchmark. Supplementary material is available at <https://video-diffusion.github.io/>.

1 Introduction

Diffusion models have recently been producing high quality results in image generation and audio generation [e.g. 18, 26, 27, 11, 16, 23, 35, 45, 29, 6, 19], and there is significant interest in validating diffusion models in new data modalities. In this work, we present first results on video generation using diffusion models, for both unconditional and conditional settings. Prior work on video generation has usually employed other types of generative models, notably, autoregressive models, VAEs, GANs, and normalizing flows [e.g. 3, 4, 21, 20, 9, 44, 46, 42].

We show that high quality videos can be generated using essentially the standard formulation of the Gaussian diffusion model [32], with little modification other than straightforward architectural changes to accommodate video data within the memory constraints of deep learning accelerators. We train models that generate a fixed number of video frames, and enable generating longer videos by applying this model autoregressively using a new method for conditional generation. We test our methods on unconditional video generation, where we achieve state-of-the-art sample quality scores, and we also show promising first results on text-conditioned video generation.

2 Background

A diffusion model [32, 34, 15] specified in continuous time [39, 35, 6, 18] is a generative model with latents $\mathbf{z} = \{\mathbf{z}_t \mid t \in [0, 1]\}$ obeying a forward process $q(\mathbf{z}|\mathbf{x})$ starting at data $\mathbf{x} \sim p(\mathbf{x})$. The forward process is a Gaussian process that satisfies the Markovian structure:

$$q(\mathbf{z}_t|\mathbf{x}) = \mathcal{N}(\mathbf{z}_t; \alpha_t \mathbf{x}, \sigma_t^2 \mathbf{I}), \quad q(\mathbf{z}_t|\mathbf{z}_s) = \mathcal{N}(\mathbf{z}_t; (\alpha_t/\alpha_s)\mathbf{z}_s, \sigma_{t|s}^2 \mathbf{I}) \quad (1)$$

*Equal contribution

where $0 \leq s < t \leq 1$, $\sigma_{t|s}^2 = (1 - e^{\lambda_t - \lambda_s})\sigma_t^2$, and α_t, σ_t specify a differentiable noise schedule whose log signal-to-noise-ratio $\lambda_t = \log[\alpha_t^2/\sigma_t^2]$ decreases with t until $q(\mathbf{z}_1) \approx \mathcal{N}(\mathbf{0}, \mathbf{I})$.

Learning to reverse the forward process for generation can be reduced to learning to denoise $\mathbf{z}_t \sim q(\mathbf{z}_t|\mathbf{x})$ into an estimate $\hat{\mathbf{x}}_\theta(\mathbf{z}_t, \lambda_t) \approx \mathbf{x}$ for all t (we will drop the dependence on λ_t to simplify notation). We train this denoising model $\hat{\mathbf{x}}_\theta$ using a weighted mean squared error loss

$$\mathbb{E}_{\epsilon, t} [w(\lambda_t) \|\hat{\mathbf{x}}_\theta(\mathbf{z}_t) - \mathbf{x}\|_2^2] \quad (2)$$

over uniformly sampled times $t \in [0, 1]$. This reduction of generation to denoising can be justified as optimizing a weighted variational lower bound on the data log likelihood under the diffusion model, or as a form of denoising score matching [41, 34, 15, 18]. In practice, we use the ϵ -prediction parameterization, defined as $\hat{\mathbf{x}}_\theta(\mathbf{z}_t) = (\mathbf{z}_t - \sigma_t \epsilon_\theta(\mathbf{z}_t))/\alpha_t$, and train ϵ_θ using a mean squared error in ϵ space with t sampled according to a cosine schedule [24]. This corresponds to a particular weighting $w(\lambda_t)$ for learning a scaled score estimate $\epsilon_\theta(\mathbf{z}_t) \approx -\sigma_t \nabla_{\mathbf{z}_t} \log p(\mathbf{z}_t)$, where $p(\mathbf{z}_t)$ is the true density of \mathbf{z}_t under $\mathbf{x} \sim p(\mathbf{x})$ [15, 18, 35].

To sample from the model, we use the discrete time ancestral sampler [15]. To define this sampler, first note that the forward process can be described in reverse as $q(\mathbf{z}_s|\mathbf{z}_t, \mathbf{x}) = \mathcal{N}(\mathbf{z}_s; \tilde{\boldsymbol{\mu}}_{s|t}(\mathbf{z}_t, \mathbf{x}), \tilde{\sigma}_{s|t}^2 \mathbf{I})$ (noting $s < t$), where

$$\tilde{\boldsymbol{\mu}}_{s|t}(\mathbf{z}_t, \mathbf{x}) = e^{\lambda_t - \lambda_s}(\alpha_s/\alpha_t)\mathbf{z}_t + (1 - e^{\lambda_t - \lambda_s})\alpha_s\mathbf{x} \quad \text{and} \quad \tilde{\sigma}_{s|t}^2 = (1 - e^{\lambda_t - \lambda_s})\sigma_s^2. \quad (3)$$

Starting at $\mathbf{z}_1 \sim \mathcal{N}(\mathbf{0}, \mathbf{I})$, the ancestral sampler follows the rule

$$\mathbf{z}_s = \tilde{\boldsymbol{\mu}}_{s|t}(\mathbf{z}_t, \hat{\mathbf{x}}_\theta(\mathbf{z}_t)) + \sqrt{(\tilde{\sigma}_{s|t}^2)^{1-\gamma}(\sigma_{t|s}^2)^\gamma} \epsilon \quad (4)$$

where ϵ is standard Gaussian noise, γ is a hyperparameter that controls the stochasticity of the sampler [24], and s, t follow a uniformly spaced sequence from 1 to 0. Other sampling algorithms such as DDIM [33] can be used as well.

In the conditional generation setting, the data \mathbf{x} is equipped with a conditioning signal \mathbf{c} , which may represent a class label, text caption, or other type of conditioning. To train a diffusion model to fit $p(\mathbf{x}|\mathbf{c})$, the only modification that needs to be made is to provide \mathbf{c} to the model as $\hat{\mathbf{x}}_\theta(\mathbf{z}_t, \mathbf{c})$. Improvements to sample quality can be obtained in this setting by using *classifier-free guidance* [13]. This method samples using adjusted model predictions $\tilde{\epsilon}_\theta$, constructed via

$$\tilde{\epsilon}_\theta(\mathbf{z}_t, \mathbf{c}) = (1 + w)\epsilon_\theta(\mathbf{z}_t, \mathbf{c}) - w\epsilon_\theta(\mathbf{z}_t), \quad (5)$$

where w is the *guidance strength*, $\epsilon_\theta(\mathbf{z}_t, \mathbf{c}) = \frac{1}{\sigma_t}(\mathbf{z}_t - \hat{\mathbf{x}}_\theta(\mathbf{z}_t, \mathbf{c}))$ is the regular conditional model prediction, and $\epsilon_\theta(\mathbf{z}_t)$ is a prediction from an unconditional model jointly trained with the conditional model (if \mathbf{c} consists of embedding vectors, unconditional modeling can be represented as $\mathbf{c} = \mathbf{0}$). For $w > 0$ this adjustment has the effect of over-emphasizing the effect of conditioning on the signal \mathbf{c} , which tends to produce samples of lower diversity but higher quality compared to sampling from the regular conditional model [13]. The method can be interpreted as a way to guide the samples towards areas where an implicit classifier $p(\mathbf{c}|\mathbf{z}_t)$ has high likelihood, and is an adaptation of the explicit classifier guidance method proposed by [11].

3 Video diffusion models

The standard architecture for $\hat{\mathbf{x}}_\theta$ in an image diffusion model is a U-Net [25, 30], which is a neural net architecture constructed as a spatial downsampling pass followed by a spatial upsampling pass with skip connections to the downsampling pass activations. The network is built from layers of 2D convolutional residual blocks, for example in the style of the Wide ResNet [48], and each such convolutional block is followed by a spatial attention block [40, 43, 7].

We propose to extend this image diffusion model architecture to video data, given by a block of a fixed number of frames, using a particular type of 3D U-Net [8] that is factorized over space and time. First, we modify the image model architecture by changing each 2D convolution into a space-only 3D convolution, for instance, we change each 3x3 convolution into a 1x3x3 convolution (the first axis indexes video frames, the second and third index the spatial height and width). The attention in each spatial attention block remains as attention over space; i.e., the first axis is treated as a batch axis.

Second, after each spatial attention block, we insert a temporal attention block that performs attention over the first axis and treats the spatial axes as batch axes. We use relative position embeddings [31] in each temporal attention block so that the network can distinguish ordering of frames in a way that does not require an absolute notion of video time. We visualize the model architecture in Fig. 1.

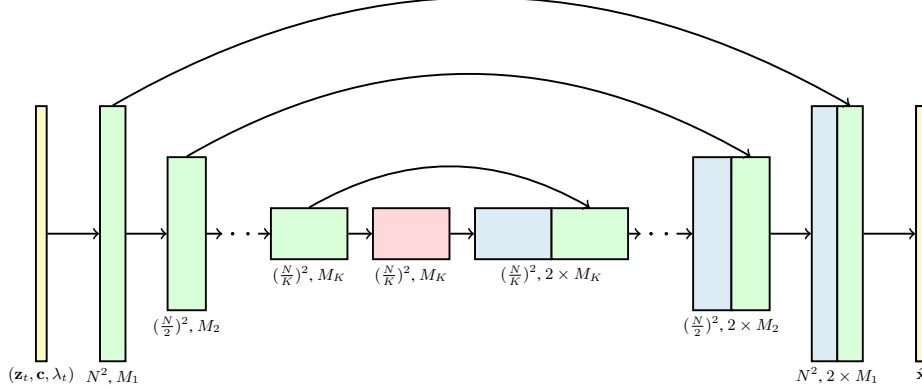


Figure 1: The 3D U-Net architecture for $\hat{\mathbf{x}}_\theta$ in the diffusion model. Each block represents a 4D tensor with axes labeled as frames \times height \times width \times channels, processed in a space-time factorized manner as described in Section 3. The input is a noisy video \mathbf{z}_t , conditioning \mathbf{c} , and the log SNR λ_t . The downsampling/upsampling blocks adjust the spatial input resolution height \times width by a factor of 2 through each of the K blocks. The channel counts are specified using channel multipliers M_1, M_2, \dots, M_K , and the upsampling pass has concatenation skip connections to the downsampling pass.

The use of factorized space-time attention is known to be a good choice in video transformers for its computational efficiency [2, 5, 14]. An advantage of our factorized space-time architecture, which is unique to our video generation setting, is that it is particularly straightforward to mask the model to run on independent images rather than a video, simply by removing the attention operation inside each time attention block and fixing the attention matrix to exactly match each key and query vector at each video timestep. The utility of doing so is that it allows us to jointly train the model on both video and image generation. We find in our experiments that this joint training is important for sample quality (Section 4).

3.1 A new gradient method for conditional generation

The videos we consider modeling typically consist of hundreds to thousands of frames, at a frame rate of at least 24 frames per second. To manage the computational requirements of training our models, we only train on a small subset of say 16 frames at a time. However, at test time we can generate longer videos by extending our samples. For example, we could first generate a video $\mathbf{x}^a \sim p_\theta(\mathbf{x})$ consisting of 16 frames, and then extend it with a second sample $\mathbf{x}^b \sim p_\theta(\mathbf{x}^b | \mathbf{x}^a)$. If \mathbf{x}^b consists of frames following \mathbf{x}^a , this allows us to autoregressively extend our sampled videos to arbitrary lengths, which we demonstrate in Section 4.4. Alternatively, we could choose \mathbf{x}^a to represent a video of lower frame rate, and then define \mathbf{x}^b to be those frames in between the frames of \mathbf{x}^a . This allows one to then to upsample a video temporally, similar to how [22] generate high resolution images through spatial upsampling.

Both approaches require one to sample from a conditional model, $p_\theta(\mathbf{x}^b | \mathbf{x}^a)$. This conditional model could be trained explicitly, but it can also be derived approximately from our unconditional model $p_\theta(\mathbf{x})$ by imputation, which has the advantage of not requiring a separately trained model. For example, [35] present a general method for conditional sampling from a jointly trained diffusion model $p_\theta(\mathbf{x} = [\mathbf{x}^a, \mathbf{x}^b])$: In their approach to sampling from $p_\theta(\mathbf{x}^b | \mathbf{x}^a)$, the sampling procedure for updating \mathbf{z}_s^b is unchanged from the standard method for sampling from $p_\theta(\mathbf{z}_s | \mathbf{z}_t)$, with $\mathbf{z}_s = [\mathbf{z}_s^a, \mathbf{z}_s^b]$, but the samples for \mathbf{z}_s^a are replaced by exact samples from the forward process, $q(\mathbf{z}_s^a | \mathbf{x}^a)$, at each iteration. The samples \mathbf{z}_s^a then have the correct marginal distribution by construction, and the samples \mathbf{z}_s^b will conform with \mathbf{z}_s^a through their effect on the denoising model $\hat{\mathbf{x}}_\theta([\mathbf{z}_t^a, \mathbf{z}_t^b])$. Similarly, we could sample \mathbf{z}_s^a from $q(\mathbf{z}_s^a | \mathbf{x}^a, \mathbf{z}_t^a)$, which follows the correct conditional distribution in addition to the

correct marginal. We will refer to both of these approaches as the *replacement* method for conditional sampling from diffusion models.

When we tried the replacement method to conditional sampling, we found it to not work well for our video models: Although samples \mathbf{x}^b looked good in isolation, they were often not coherent with \mathbf{x}^a . This is caused by a fundamental problem with this replacement sampling method. That is, the latents \mathbf{z}_t^b are updated in the direction provided by $\hat{\mathbf{x}}_\theta^b(\mathbf{z}_t) \approx \mathbb{E}_q[\mathbf{x}^b|\mathbf{z}_t]$, while what is needed instead is $\mathbb{E}_q[\mathbf{x}^b|\mathbf{z}_t, \mathbf{x}^a]$. Writing this in terms of the score of the data distribution, we get $\mathbb{E}_q[\mathbf{x}^b|\mathbf{z}_t, \mathbf{x}^a] = \mathbb{E}_q[\mathbf{x}^b|\mathbf{z}_t] + (\sigma_t^2/\alpha_t)\nabla_{\mathbf{z}_t^b} \log q(\mathbf{x}^a|\mathbf{z}_t)$, where the second term is missing in the replacement method. Assuming a perfect denoising model, plugging in this missing term would make conditional sampling exact. Since $q(\mathbf{x}^a|\mathbf{z}_t)$ is not available in closed form, however, we instead propose to approximate it using a Gaussian of the form $q(\mathbf{x}^a|\mathbf{z}_t) \approx \mathcal{N}[\hat{\mathbf{x}}_\theta^a(\mathbf{z}_t), \sigma_t^2\mathbf{I}]$. Assuming a perfect model, this approximation becomes exact as $t \rightarrow 0$, and empirically we find it to be good for larger t also. Plugging in the approximation, our proposed method to conditional sampling is a variant of the replacement method with an adjusted denoising model, $\tilde{\mathbf{x}}_\theta^b$, defined by

$$\tilde{\mathbf{x}}_\theta^b(\mathbf{z}_t) = \hat{\mathbf{x}}_\theta^b(\mathbf{z}_t) - \frac{1}{2\alpha_t} \nabla_{\mathbf{z}_t^b} \|\mathbf{x}^a - \hat{\mathbf{x}}_\theta^a(\mathbf{z}_t)\|_2^2. \quad (6)$$

We refer to this as the *gradient method* for conditional sampling. We empirically investigate this method in Section 4.4.

The gradient method also extends to the case of spatial interpolation (or super-resolution), in which the mean squared error loss is imposed on a downsampled version of the model prediction, and backpropagation is performed through this downsampling. In this setting, we have low resolution ground truth videos \mathbf{x}^a (e.g. at the 64x64 spatial resolution), which may be generated from a low resolution model, and we wish to upsample them into high resolution videos (e.g. at the 128x128 spatial resolution) using an unconditional high resolution diffusion model $\hat{\mathbf{x}}_\theta$. To accomplish this, we adjust the high resolution model as follows:

$$\tilde{\mathbf{x}}_\theta(\mathbf{z}_t) = \hat{\mathbf{x}}_\theta(\mathbf{z}_t) - \frac{1}{2\alpha_t} \nabla_{\mathbf{z}_t} \|\mathbf{x}^a - \hat{\mathbf{x}}_\theta^a(\mathbf{z}_t)\|_2^2 \quad (7)$$

where $\hat{\mathbf{x}}_\theta^a$ is defined to be the high resolution model output downsampled using a differentiable downsampling algorithm such as bilinear interpolation. Note that it is possible to simultaneously condition on low resolution videos while autoregressively extending samples at the high resolution, both using the gradient method. In Fig. 2, we show samples of this approach for extending 16x64x64 low resolution samples at frameskip 4 to 64x128x128 samples at frameskip 1 using a 9x128x128 diffusion model.

4 Experiments

We evaluate our models on unconditional and text-conditioned video generation. For text-conditioned video generation, we train on a dataset of 10 million captioned videos with a spatial resolution of 64x64 pixels, and we condition the diffusion model on captions in the form of BERT-large embeddings [10] processed using attention pooling. For unconditional video generation, we train and evaluate our models on an existing benchmark [36]. Samples and additional results are provided at <https://video-diffusion.github.io/>.

4.1 Unconditional video modeling

To compare our approach with existing methods in the literature, we use a popular benchmark of Soomro et al. [36] for unconditional modeling of video. The benchmark consists of short clips of people performing one of 101 activities, and was originally collected for the purpose of training action recognition models. We model short segments of 16 frames from this dataset, downsampled to a spatial resolution of 64x64. In Table 1 we present perceptual quality scores for videos generated by our model, and we compare against methods from the literature, finding that our method strongly improves upon the previous state-of-the-art.

Similar to previous methods, we use the C3D model [37] as implemented at github.com/pfnet-research/tgan2 [28] for calculating FID and IS, using 10,000 samples generated from our




Figure 2: Text-conditioned video samples from a cascade of two models. First samples are generated from a 16x64x64 frameskip 4 model. Then those samples are treated as ground truth for simultaneous super-resolution and autoregressive extension to 64x128x128 using a 9x128x128 frameskip 1 model. Both models are conditioned on the text prompt. In this figure, the text prompt, low resolution frames, and high resolution frames are visualized in sequence.

model. The C3D model internally resizes the input data to 112x112 resolution, so perceptual scores are approximately comparable even when the data is sampled at a different resolution originally. Furthermore, as discussed by [47], methods in the literature are unfortunately not always consistent in the data preprocessing that is used, which may lead to small differences in reported scores between papers. We use the data loader provided by TensorFlow Datasets [1] without further processing, and we train on all 13,320 videos. The Inception Score we calculate for real data (≈ 60) is consistent with that reported by [17]. They report a higher real data Inception score of ≈ 90 for data sampled at the 128x128 resolution, which indicates that our 64x64 model might be at a disadvantage compared to works that generate at that resolution. Nevertheless, our model obtains the best perceptual quality metrics that we could find in the literature.

Table 1: Unconditional generative modeling on UCF101 [36].

Method	resolution	FID↓	IS↑
MoCoGAN [38]	16x64x64	26998 ± 33	12.42
TGAN-F [17]	16x64x64	8942.63 ± 3.72	13.62
TGAN-ODE [12]	16x64x64	26512 ± 27	15.2
TGAN-F [17]	16x128x128	7817 ± 10	$22.91 \pm .19$
VideoGPT [46]	16x128x128		24.69 ± 0.30
TGAN-v2 [28]	16x64x64	3431 ± 19	26.60 ± 0.47
TGAN-v2 [28]	16x128x128	3497 ± 26	28.87 ± 0.47
DVD-GAN [9]	16x128x128		32.97 ± 1.7
ours	16x64x64	330	57.8 ± 1.3
real data	16x64x64		59.4 ± 1.06

4.2 Joint training on video and image modeling

As described in Section 3, one of the main advantages of our video architecture is that it allows us to easily train the model jointly on video and image generative modeling objectives. To implement this joint training, we concatenate random independent image frames to the end of each video sampled from the dataset, and we mask the attention in the temporal attention blocks to prevent mixing information across video frames and each individual image frame. We choose these random independent images from random videos within the same dataset; in future work we plan to explore the effect of choosing images from other larger image-only datasets.

Table 2 reports results for an experiment on text-conditioned 16x64x64 videos, where we consider training on an additional 0, 4, or 8 independent image frames per video. Metrics are reported on 4096 samples. FVD is a video metric; FID/IS are image metrics, which we measure by averaging activations across frames (FID/IS-avg) and by measuring the first frame only (FID/IS-first). For FID and FVD, the two listed numbers are measured against the training and validation sets, respectively. For IS, the two listed numbers are averaged scores across 1 split and 10 splits of samples, respectively.

One can see clear improvements in video and image sample quality metrics as more independent image frames are added. Adding independent image frames has the effect of reducing variance of the gradient at the expense of some bias for the video modeling objective, and thus it can be seen as a memory optimization to fit more independent examples in a batch.

Table 2: Improved sample quality due to image-video joint training on text-to-video generation (small model). Metrics are discussed in Section 4.2.

Image frames	FVD↓	FID-avg↓	IS-avg↑	FID-first↓	IS-first↑
0	202.28/205.42	37.52/37.40	7.91/7.58	41.14/40.87	9.23/8.74
4	68.11/70.74	18.62/18.42	9.02/8.53	22.54/22.19	10.58/9.91
8	57.84/60.72	15.57/15.44	9.32/8.82	19.25/18.98	10.81/10.12

4.3 Effect of classifier-free guidance

Table 3 reports results that verify the effectiveness of classifier-free guidance [13] on text-to-video generation. As expected, there is clear improvement in the Inception Score-like metrics with higher

guidance weight, while the FID-like metrics improve and then degrade with increasing guidance weight. Similar findings have been reported on text-to-image generation [23].

Figure 3 shows the effect of classifier-free guidance [13] on a text-conditioned video model. Similar to what was observed in other work that used classifier-free guidance on text-conditioned image generation [23] and class-conditioned image generation [13, 11], adding guidance increases the sample fidelity of each individual image and emphasizes the effect of the conditioning signal.




Figure 3: Example frames from a random selection of videos generated by our 16x64x64 text-conditioned model. Left: unguided samples, right: guided samples using classifier-free guidance.

Table 3: Effect of classifier-free guidance on text-to-video generation (large models). Sample quality is reported for 16x64x64 models trained on frameskip 1 and 4 data. The model was jointly trained on 8 independent image frames per 16-frame video.

Frameskip	Guidance weight	FVD↓	FID-avg↓	IS-avg↑	FID-first↓	IS-first↑
1	1.0	41.65/43.70	12.49/12.39	10.80/10.07	16.42/16.19	12.17/11.22
	2.0	50.19/48.79	10.53/10.47	13.22/12.10	13.91/13.75	14.81/13.46
	5.0	163.74/160.21	13.54/13.52	14.80/13.46	17.07/16.95	16.40/14.75
4	1.0	56.71/60.30	11.03/10.93	9.40/8.90	16.21/15.96	11.39/10.61
	2.0	54.28/51.95	9.39/9.36	11.53/10.75	14.21/14.04	13.81/12.63
	5.0	185.89/176.82	11.82/11.78	13.73/12.59	16.59/16.44	16.24/14.62

4.4 Autoregressive video extension for longer sequences

In Section 3.1 we proposed the *gradient method* for conditional sampling from diffusion models, an improvement over the *replacement method* of [35]. In Table 4 we present results on generating longer videos using both techniques, and find that our proposed method indeed improves over the replacement method in terms of perceptual quality scores.

Figure 4 shows the samples of our gradient method for conditional sampling compared to the replacement method (Section 3.1) for the purposes of generating long samples in a block-autoregressive manner (Section 4.4). The samples from the replacement method clearly show a lack of temporal coherence, since frames from different blocks throughout the generated videos appear to be uncorrelated samples (conditioned on c). The samples from the gradient method, by contrast, are clearly temporally coherent over the course of the entire autoregressive generation process. Figure 2 additionally shows samples of using the gradient method to simultaneously condition on low frequency, low resolution videos while autoregressively extending temporally at a high resolution.




Figure 4: Comparing the replacement method (top) vs the gradient method (bottom) for conditioning for block-autoregressive generation of 64 frames from a 16 frame model. Video frames are displayed over time from left to right; each row is an independent sample. The replacement method suffers from a lack of temporal coherence, unlike the gradient method.

5 Conclusion

We have introduced diffusion models for video modeling, thus bringing recent advances in generative modeling using diffusion models to the video domain. We have shown that with straightforward extensions of conventional U-Net architectures for 2D image modeling to 3D space-time, with factorized space-time attention blocks, one can learn effective generative models for video data using the standard formulation of the diffusion model. This includes unconditional models and text-conditioned models.

We have additionally demonstrated the benefits of joint image-video training and classifier-free guidance for video diffusion models on both video and image sample quality metrics, and we also introduced a new gradient conditioning method for unconditional diffusion models that outperforms existing replacement or imputation methods. Our gradient conditioning method can generate long sequences using either frame interpolation (or temporal super-resolution) or extrapolation in an auto-

Table 4: Generating 64x64x64 videos using autoregressive extension of 16x64x64 models.

Guidance weight	Conditioning method	FVD↓	FID-avg↓	IS-avg↑	FID-first↓	IS-first↑
2.0	gradient	136.22/134.55	13.77/13.62	10.30/9.66	16.34/16.46	14.67/13.37
	replacement	451.45/436.16	25.95/25.52	7.00/6.75	16.33/16.46	14.67/13.34
5.0	gradient	133.92/133.04	13.59/13.58	10.31/9.65	16.28/16.53	15.09/13.72
	replacement	456.24/441.93	26.05/25.69	7.04/6.78	16.30/16.54	15.11/13.69

regressive fashion, and also can perform spatial super-resolution. We look forward to investigating the gradient method in a wider variety conditioning of settings.

We see our work as an affirmation of the modeling capabilities of the standard diffusion model formalism and as a starting point for further work on video diffusion models.

References

- [1] TensorFlow Datasets, a collection of ready-to-use datasets. <https://www.tensorflow.org/datasets>, 2022.
- [2] Anurag Arnab, Mostafa Dehghani, Georg Heigold, Chen Sun, Mario Lučić, and Cordelia Schmid. Vivit: A video vision transformer. In *Proceedings of the IEEE/CVF International Conference on Computer Vision*, pages 6836–6846, 2021.
- [3] Mohammad Babaeizadeh, Chelsea Finn, Dumitru Erhan, Roy H Campbell, and Sergey Levine. Stochastic variational video prediction. *arXiv preprint arXiv:1710.11252*, 2017.
- [4] Mohammad Babaeizadeh, Mohammad Taghi Saffar, Suraj Nair, Sergey Levine, Chelsea Finn, and Dumitru Erhan. Fitvid: Overfitting in pixel-level video prediction. *arXiv preprint arXiv:2106.13195*, 2021.
- [5] Gedas Bertasius, Heng Wang, and Lorenzo Torresani. Is space-time attention all you need for video understanding. *arXiv preprint arXiv:2102.05095*, 2(3):4, 2021.
- [6] Nanxin Chen, Yu Zhang, Heiga Zen, Ron J Weiss, Mohammad Norouzi, and William Chan. WaveGrad: Estimating gradients for waveform generation. *International Conference on Learning Representations*, 2021.
- [7] Xi Chen, Nikhil Mishra, Mostafa Rohaninejad, and Pieter Abbeel. PixelSNAIL: An improved autoregressive generative model. In *International Conference on Machine Learning*, pages 863–871, 2018.
- [8] Özgün Çiçek, Ahmed Abdulkadir, Soeren S Lienkamp, Thomas Brox, and Olaf Ronneberger. 3d u-net: learning dense volumetric segmentation from sparse annotation. In *International conference on medical image computing and computer-assisted intervention*, pages 424–432. Springer, 2016.
- [9] Aidan Clark, Jeff Donahue, and Karen Simonyan. Adversarial video generation on complex datasets. *arXiv preprint arXiv:1907.06571*, 2019.
- [10] Jacob Devlin, Ming-Wei Chang, Kenton Lee, and Kristina Toutanova. BERT: pre-training of deep bidirectional transformers for language understanding. In *Proceedings of the 2019 Conference of the North American Chapter of the Association for Computational Linguistics: Human Language Technologies, NAACL-HLT*, pages 4171–4186. Association for Computational Linguistics, 2019.
- [11] Prafulla Dhariwal and Alexander Nichol. Diffusion models beat GANs on image synthesis. *Advances in Neural Information Processing Systems*, 34, 2021.
- [12] Cade Gordon and Natalie Parde. Latent neural differential equations for video generation. In *NeurIPS 2020 Workshop on Pre-registration in Machine Learning*, pages 73–86. PMLR, 2021.
- [13] Jonathan Ho and Tim Salimans. Classifier-free diffusion guidance. In *NeurIPS 2021 Workshop on Deep Generative Models and Downstream Applications*, 2021.

- [14] Jonathan Ho, Nal Kalchbrenner, Dirk Weissenborn, and Tim Salimans. Axial attention in multidimensional transformers. *arXiv preprint arXiv:1912.12180*, 2019.
- [15] Jonathan Ho, Ajay Jain, and Pieter Abbeel. Denoising diffusion probabilistic models. In *Advances in Neural Information Processing Systems*, pages 6840–6851, 2020.
- [16] Jonathan Ho, Chitwan Saharia, William Chan, David J Fleet, Mohammad Norouzi, and Tim Salimans. Cascaded diffusion models for high fidelity image generation. *arXiv preprint arXiv:2106.15282*, 2021.
- [17] Emmanuel Kahembwe and Subramanian Ramamoorthy. Lower dimensional kernels for video discriminators. *Neural Networks*, 132:506–520, 2020.
- [18] Diederik P Kingma, Tim Salimans, Ben Poole, and Jonathan Ho. Variational diffusion models. *arXiv preprint arXiv:2107.00630*, 2021.
- [19] Zhifeng Kong, Wei Ping, Jiaji Huang, Kexin Zhao, and Bryan Catanzaro. DiffWave: A versatile diffusion model for audio synthesis. In *9th International Conference on Learning Representations, ICLR*, 2021.
- [20] Manoj Kumar, Mohammad Babaeizadeh, Dumitru Erhan, Chelsea Finn, Sergey Levine, Laurent Dinh, and Durk Kingma. VideoFlow: A flow-based generative model for video. *arXiv preprint arXiv:1903.01434*, 2019.
- [21] Alex X Lee, Richard Zhang, Frederik Ebert, Pieter Abbeel, Chelsea Finn, and Sergey Levine. Stochastic adversarial video prediction. *arXiv preprint arXiv:1804.01523*, 2018.
- [22] Jacob Menick and Nal Kalchbrenner. Generating high fidelity images with subscale pixel networks and multidimensional upscaling. In *International Conference on Learning Representations*, 2019.
- [23] Alex Nichol, Prafulla Dhariwal, Aditya Ramesh, Pranav Shyam, Pamela Mishkin, Bob McGrew, Ilya Sutskever, and Mark Chen. Glide: Towards photorealistic image generation and editing with text-guided diffusion models. *arXiv preprint arXiv:2112.10741*, 2021.
- [24] Alexander Quinn Nichol and Prafulla Dhariwal. Improved denoising diffusion probabilistic models. In Marina Meila and Tong Zhang, editors, *Proceedings of the 38th International Conference on Machine Learning, ICML*, 2021.
- [25] Olaf Ronneberger, Philipp Fischer, and Thomas Brox. U-Net: Convolutional networks for biomedical image segmentation. In *International Conference on Medical Image Computing and Computer-Assisted Intervention*, pages 234–241. Springer, 2015.
- [26] Chitwan Saharia, William Chan, Huiwen Chang, Chris A Lee, Jonathan Ho, Tim Salimans, David J Fleet, and Mohammad Norouzi. Palette: Image-to-image diffusion models. *arXiv preprint arXiv:2111.05826*, 2021.
- [27] Chitwan Saharia, Jonathan Ho, William Chan, Tim Salimans, David J Fleet, and Mohammad Norouzi. Image super-resolution via iterative refinement. *arXiv preprint arXiv:2104.07636*, 2021.
- [28] Masaki Saito, Shunta Saito, Masanori Koyama, and Sosuke Kobayashi. Train sparsely, generate densely: Memory-efficient unsupervised training of high-resolution temporal GAN. *International Journal of Computer Vision*, 128(10):2586–2606, 2020.
- [29] Tim Salimans and Jonathan Ho. Progressive distillation for fast sampling of diffusion models. In *International Conference on Learning Representations*, 2021.
- [30] Tim Salimans, Andrej Karpathy, Xi Chen, and Diederik P Kingma. PixelCNN++: Improving the PixelCNN with discretized logistic mixture likelihood and other modifications. In *International Conference on Learning Representations*, 2017.
- [31] Peter Shaw, Jakob Uszkoreit, and Ashish Vaswani. Self-attention with relative position representations. *arXiv preprint arXiv:1803.02155*, 2018.

- [32] Jascha Sohl-Dickstein, Eric Weiss, Niru Maheswaranathan, and Surya Ganguli. Deep unsupervised learning using nonequilibrium thermodynamics. In *International Conference on Machine Learning*, pages 2256–2265, 2015.
- [33] Jiaming Song, Chenlin Meng, and Stefano Ermon. Denoising diffusion implicit models. *International Conference on Learning Representations*, 2021.
- [34] Yang Song and Stefano Ermon. Generative modeling by estimating gradients of the data distribution. In *Advances in Neural Information Processing Systems*, pages 11895–11907, 2019.
- [35] Yang Song, Jascha Sohl-Dickstein, Diederik P Kingma, Abhishek Kumar, Stefano Ermon, and Ben Poole. Score-based generative modeling through stochastic differential equations. *International Conference on Learning Representations*, 2021.
- [36] Khurram Soomro, Amir Roshan Zamir, and Mubarak Shah. A dataset of 101 human actions classes from videos in the wild. *CRCV-TR-12-01*, 2012.
- [37] Du Tran, Lubomir Bourdev, Rob Fergus, Lorenzo Torresani, and Manohar Paluri. Learning spatiotemporal features with 3d convolutional networks. In *Proceedings of the IEEE international conference on computer vision*, pages 4489–4497, 2015.
- [38] Sergey Tulyakov, Ming-Yu Liu, Xiaodong Yang, and Jan Kautz. Mocogan: Decomposing motion and content for video generation. In *Proceedings of the IEEE conference on computer vision and pattern recognition*, pages 1526–1535, 2018.
- [39] Belinda Tzen and Maxim Raginsky. Neural stochastic differential equations: Deep latent gaussian models in the diffusion limit. *arXiv preprint arXiv:1905.09883*, 2019.
- [40] Ashish Vaswani, Noam Shazeer, Niki Parmar, Jakob Uszkoreit, Llion Jones, Aidan N Gomez, Łukasz Kaiser, and Illia Polosukhin. Attention is all you need. In *Advances in Neural Information Processing Systems*, pages 5998–6008, 2017.
- [41] Pascal Vincent. A connection between score matching and denoising autoencoders. *Neural Computation*, 23(7):1661–1674, 2011.
- [42] Jacob Walker, Ali Razavi, and Aäron van den Oord. Predicting video with vqvae. *arXiv preprint arXiv:2103.01950*, 2021.
- [43] Xiaolong Wang, Ross Girshick, Abhinav Gupta, and Kaiming He. Non-local neural networks. In *Proceedings of the IEEE Conference on Computer Vision and Pattern Recognition*, pages 7794–7803, 2018.
- [44] Dirk Weissenborn, Oscar Täckström, and Jakob Uszkoreit. Scaling autoregressive video models. *arXiv preprint arXiv:1906.02634*, 2019.
- [45] Jay Whang, Mauricio Delbracio, Hossein Talebi, Chitwan Saharia, Alexandros G Dimakis, and Peyman Milanfar. Deblurring via stochastic refinement. *arXiv preprint arXiv:2112.02475*, 2021.
- [46] Wilson Yan, Yunzhi Zhang, Pieter Abbeel, and Aravind Srinivas. Videogpt: Video generation using vq-vae and transformers. *arXiv preprint arXiv:2104.10157*, 2021.
- [47] Vladyslav Yushchenko, Nikita Araslanov, and Stefan Roth. Markov decision process for video generation. In *Proceedings of the IEEE/CVF International Conference on Computer Vision Workshops*, pages 0–0, 2019.
- [48] Sergey Zagoruyko and Nikos Komodakis. Wide residual networks. *arXiv preprint arXiv:1605.07146*, 2016.