

A Multi-Transformation Evolutionary Framework for Influence Maximization in Social Networks

Chao Wang, Jiaxuan Zhao, *Student Member, IEEE*, Lingling Li, *Member, IEEE*, Licheng Jiao, *Fellow, IEEE*, Jing Liu, *Senior Member, IEEE*, and Kai Wu, *Member, IEEE*

Abstract—Influence maximization is a key issue for mining the deep information of social networks, which aims to select a seed set from the network to maximize the number of influenced nodes. To evaluate the influence spread of a seed set efficiently, existing works have proposed some proxy models (transformations) with lower computational costs to replace the expensive Monte Carlo simulation process. These alternate transformations based on network prior knowledge induce different search behaviors with similar characteristics from various perspectives. For a specific case, it is difficult for users to determine a suitable transformation a priori. Keeping those in mind, we propose a multi-transformation evolutionary framework for influence maximization (MTEFIM) to exploit the potential similarities and unique advantages of alternate transformations and avoid users to determine the most suitable one manually. In MTEFIM, multiple transformations are optimized simultaneously as multiple tasks. Each transformation is assigned an evolutionary solver. Three major components of MTEFIM are conducted: 1) estimating the potential relationship across transformations based on the degree of overlap across individuals (seed sets) of different populations, 2) transferring individuals across populations adaptively according to the inter-transformation relationship, 3) selecting the final output seed set containing all the proxy model knowledge. The effectiveness of MTEFIM is validated on four real-world social networks. Experimental results show that MTEFIM can efficiently utilize the potentially transferable knowledge across multiple transformations to achieve highly competitive performance compared to several popular IM-specific methods. The implementation of MTEFIM can be accessed here¹.

Index Terms—Influence maximization, social networks, multi-transformation optimization, multi-task optimization, knowledge transfer.

I. INTRODUCTION

Social networks are employed to describe the way of communication between people in a word-of-mouth

This work was supported in part by the Key Scientific Technological Innovation Research Project by Ministry of Education, the State Key Program and the Foundation for Innovative Research Groups of the National Natural Science Foundation of China (61836009, 61621005), Key Research and Development Program in Shaanxi Province of China (2019ZDLGY03-06), the Major Research Plan of the National Natural Science Foundation of China (91438201, 91438103, and 61801124), the National Natural Science Foundation of China (U1701267, 62006177, 61871310, 61902298, 61573267, 91838303 and 61906150), the Fund for Foreign Scholars in University Research and Teaching Program's 111 Project (B07048), the Program for Cheung Kong Scholars and Innovative Research Team in University (IRT

manner [1]. With the rapid increase in the number of users, new online social network sites or apps such as Twitter, MicroBlog, TikTok, and Instagram have become the main medium for people to produce and spread information, which provides great convenience for many companies and advertisers to market their products [2]-[3].

In recent years, the rise of these websites or apps has given birth to a complete industrial chain including social media influencers and influencer marketing agencies [4]. Some influencers such as Charli D' Amelio and Addison Rae have tens of millions of followers on TikTok. Usually, these influencer marketing agencies promote their products by selecting a group of initial influencers (such as actors and celebrities) with great appeal, which is proven to be effective and successful by the market. Choosing influencers who can spread information exponentially is essential to the success of influencer marketing [5]. Coincidentally, this issue also appeared in a series of practical applications such as political campaigns [6] and epidemic analysis [7], which is the core of the influence maximization (IM) problem.

The above IM problem intends to select a group of users from social networks, called a seed set, which influences the maximum number of users under an information diffusion process [8]. Some popular models are proposed to study the diffusion process, such as independent cascade (IC) [9], weighted cascade (WC) [10], and linear threshold (LT) [11], which simulate the independent or collective behavior of the seed set. Since information production is interfered by a variety of social or biological factors in different problems, existing works tend to employ network structure information to find those influencers under these models [12]. Domingos *et al.* [8] first formalized IM as an NP-hard combinatorial optimization problem, which shows that we can only find the optimal set with a certain degree of approximation. Then Domingos *et al.* further

15R53), the ST Innovation Project from the Chinese Ministry of Education, the National Science Basic Research Plan in Shaanxi Province of China(2019JQ-659), the Scientific Research Project of Education Department In Shaanxi Province of China (No.20JY023), the fundamental research funds for the central universities (XJS201901, XJS201903, JBF201905, JB211908), and the CAAI-Huawei MindSpore Open Fund. (*Corresponding author: Licheng Jiao.*)

The authors are with the Key Laboratory of Intelligent Perception and Image Understanding of Ministry of Education, International Research Center for Intelligent Perception and Computation, Xidian University, Xi'an 710071, China (e-mail: lchjiao@mail.xidian.edu.cn).

¹ <https://github.com/xiaofangxd/MTEFIM>

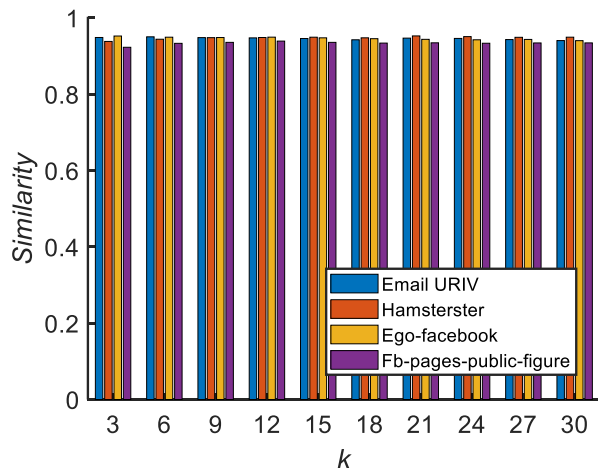


Fig. 1. The similarity of two optimization tasks, namely optimizing EDV and optimizing TIS, on four real-world networks, Email URIV, Hamsterster, Ego-facebook, and Fb-pages-public-figure, where K is the size of the seed set.

proposed a series of greedy-based IM algorithms. Theoretical results show that under the IC model, the greedy method can produce an optimal solution with an accuracy of not less than $1-1/e$. Then several algorithms were developed to deal with the inefficiency and insufficient scalability of the greedy method. Leskovec *et al.* [13] proposed an improved greedy algorithm with a “Cost-Efficient Lazy Forward (CELF)” strategy, which is reported to be 700 times faster than the greedy method. Goyal *et al.* [14] further extended to CELF++ by considering the submodularity property of IM. Besides, a new greedy algorithm was proposed by Chen *et al.* [10] to conduct the diffusion process on a network after pruning. Unfortunately, those simulation-based greedy method need thousands of Monte Carlo simulations to evaluate influence spread, which is unacceptable in practice.

To handle the limitations of simulation-based methods, several heuristic methods have been presented to make the IM algorithm more scalable on large-scale networks. A simple ranking idea can be employed to select the seed set, such as using degree, PageRank [15], and distance centrality [16]. Chen *et al.* [10] designed a degree discount heuristic method, which assumes that the spread of influence increases with the user’s degree. Wang *et al.* [17] further extended to the generalized degree discount heuristic. However, these approximation methods may be quite different from the influence diffusion process (see the experimental analysis in [9]-[10]).

In the last decade, a series of meta-heuristic algorithms have been proposed to solve IM problems due to their superiority in solving NP-hard problems, such as the simulated annealing (SA) and the evolutionary algorithm (EA). These methods have excellent performance on many real-world networks. Jiang *et al.* [18] proposed a cheap approximate model, named expected diffusion value (EDV), to replace the diffusion process and optimize this objective by the SA algorithm. Lee *et al.* [19] introduced an approximation model for the diffusion process by limiting spread on the users with two hops of the seed set. Then Gong *et al.* [20] reduced the search space for IM problems by using community information in a social network and proposed

a memetic algorithm to optimize the two-hop influence spread (called TIS in this paper). In addition, Gong *et al.* [21] proposed a discrete particle swarm optimization algorithm to optimize the local influence estimation (LIE) that approximates 2-hop influence spread. Wang *et al.* [22] presented a new influence estimation model by considering the estimate and variance of users in a 2-hop neighborhood (called IEEV in this paper). These methods construct a variety of cheap proxy models for influence spread from different perspectives and employ the meta-heuristic paradigm to optimize them. However, the similarities between these proxy models have not been noticed, which may improve the performance of the IM algorithm. In addition, the work [23] pointed out that these proxy models induce different search behaviors with similar characteristics. Therefore, it is hard to choose the most appropriate proxy model when dealing with the actual IM problems.

The similarity between optimization tasks can be reflected by the overall correlation among fitness landscapes, which can be quantified by Spearman’s rank correlation [24]. We randomly generate 1 million seed sets with a fixed number of seeds in the search space and calculate their valuations on the two popular proxy models, EDV and TIS. Then Spearman’s rank correlation of their valuations is regarded as the similarity of two optimization tasks [25], namely optimizing EDV and optimizing TIS. Fig. 1 shows the similarity of two optimization tasks on four real-world networks. The fitness landscapes of these two optimization tasks are indeed highly similar. This is probably because these proxy models all consider the neighbor information of the seed set, leading to a large amount of available knowledge between the optimization processes of different proxy models.

Multi-transformation optimization (MTFO) [26] refers to the simultaneous optimization of multiple alternative formulas for a target optimization task, which can be solved by multi-task optimization (MTO) methods [27]. Due to the implicit parallelism of EAs, multi-task optimization has attracted great attention in the field of evolutionary computation (EC) [27]-[31]. MTFO solved by multi-task EA has been applied to many practical problems, such as high-dimensional optimization [32]-[33] and expensive optimization [34]-[35]. Compared with the single-transformation EA optimizing a certain formula of the target task alone, the multi-transformation EA can utilize the unique advantages of different formulas to significantly improve the performance through the knowledge transfer in the evolutionary process. Inspired by this, this paper presents a multi-transformation evolutionary framework for IM (MTEFIM) to utilize the similarities and unique advantages of multiple proxy models for improving the performance of evolutionary-based IM algorithms and alleviating the user’s pain of choosing proxy models. Multiple proxy models, as multiple transformations, are optimized at the same time. Each transformation is assigned a population. The degree of overlap between individuals (seed sets) of different transformations provides an indirect estimate of their potential relationships. Based on the inter-transformation relationship, a knowledge transfer process across a given transformation and the most relevant “assisted” transformation is designed to exchange

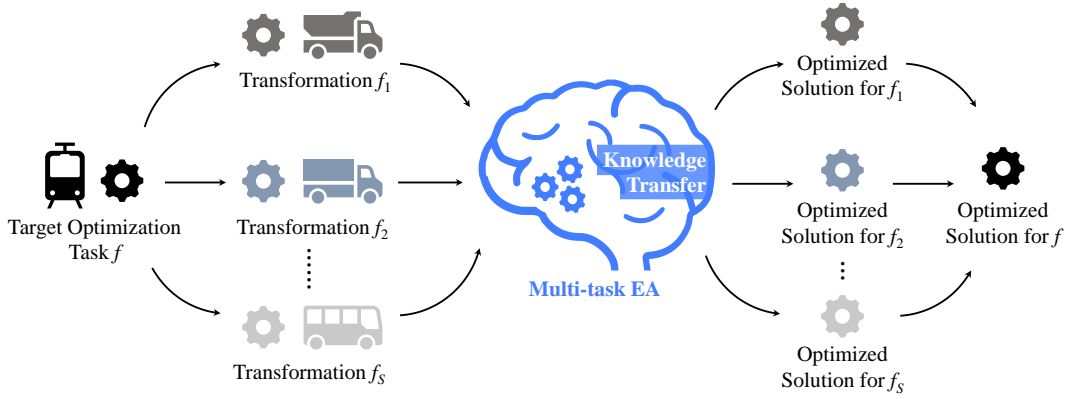


Fig. 2. The core idea of MTFO, where multiple alternate transformations of a target task are optimized by multi-task EA simultaneously.

common information adaptively. Finally, MTEFIM considers the comprehensive rank on the optimal seed set of each transformation and then outputs a final seed set containing the knowledge of all proxy models. The empirical studies on four real-world networks are performed to validate the performance of MTEFIM. Results show that our proposal achieves highly competitive performance in terms of the influence spread and the running time by knowledge transfer across transformations compared to several popular IM methods.

The main contributions of this paper are presented as follows:

1) Inspired by the similarities across alternate transformations (proxy models), we propose a multi-transformation evolutionary framework for IM to implicitly utilize the common and unique knowledge of multiple transformations, which includes three attributes: estimating inter-transformation relationships under a unified individual representation, transferring individuals across transformations, and selecting the final output individual. Instead of existing methods that optimize one proxy model alone, the proposed method optimizes multiple transformations simultaneously in one run to alleviate the pain of transformation choosing for the user.

2) By considering the degree of overlap between individuals (seed sets) of different transformations, we present a novel inter-transformation relationship estimation strategy to guide the adaptive knowledge transfer process in a multi-transformation environment. To yield the final output seed set, we introduce a simple but effective selection strategy, which considers the compromise performance on the optimal seed set of each transformation.

The remainder of this paper is organized as follows. Section II shows the background knowledge on IM problems, proxy models, and MTFO. MTEFIM is introduced in detail in Section III. Section IV describes the experimental results and discussion on five real-world networks. Finally, conclusions and future works are presented in Section V.

II. PRELIMINARY

In this section, the background knowledge on IM in social networks and proxy models for meta-heuristic methods are introduced first. Then a brief review of the basics and related work in the field of MTFO is provided.

A. IM in Social Networks

A social network is modeled as a graph $G = (V, E)$, where $V = \{1, 2, \dots, v\}$ and $E = \{e_{ij} \mid i, j \in V\}$ are the node-set and edge set of the network, respectively [36]. Given a seed set $A \in V$ with k seed nodes, a probabilistic influence spread model returns the expected number of nodes influenced by the seeds, denoted as $\sigma(A)$. Many models are proposed to describe the influence spread process under different scenarios, such as the IC model, the WC model, and the LT model. The IC model is one of the most widely studied diffusion models and many proxy models are developed to approximate this model [37]-[38]. Therefore, we choose it to describe the influence spread process in this paper.

In the IC model [9], all nodes are in both active or inactive states. Activated nodes influence inactive nodes through connections between nodes with a propagation probability p . Considering a seed set $A \in V$ with k nodes, the influence spread process can be expressed as follows. In the first step, k seeds in A are active and saved in set A_1 . At step t , given the propagation probability $p(u, v)$ of the edge e_{uv} , each node $u \in A_{t-1}$ may activate each inactive neighbor v with the probability p . Note that u only has one chance to activate its neighbors. Those successfully activated nodes are saved in the set A_t . The above influence spread process stops until $A_t = \emptyset$. Then the number of active nodes in the influence spread process is defined as the influence spread $\sigma(A)$ of seed set A under the IC model.

IM can be expressed as the following discrete problem [39]: Given a social network $G = (V, E)$ and the size of seed set k , the goal of IM problems is to select a seed set A under an influence spread model such that

$$\arg \max_{A \in V} \sigma(A) \text{ s.t. } |A| = k \quad (1)$$

where $|A|$ is the size of set A . To solve the above IM problems, tens of thousands of Monte Carlo simulations are used to estimate the influence spread process of any given seed set, which is very time-consuming [37]. In the next section, we will introduce two popular proxy models, EDV and TIS, which approximate influence spread σ to replace the expensive Monte Carlo simulation process.

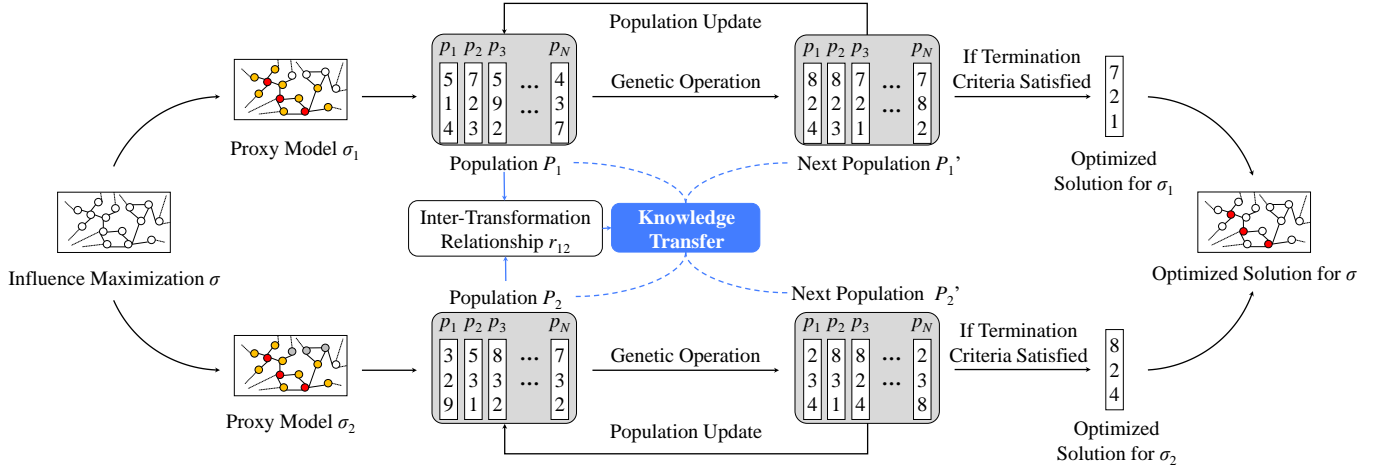


Fig. 3. The outline of MTEFIM for bi-transformation IM.

B. Proxy Models for Meta-heuristic Methods

EDV [18]. For a small propagation probability p in the IC model, EDV estimates the expected number of nodes influenced by seed set A with k seeds though

$$EDV(A) = k + \sum_{b \in NB(A) \setminus A} (1 - (1-p)^{\delta(b)}) \quad (2)$$

where $NB(A) = A \cup \{b | \exists a \in A, e_{ab} \in E\}$ represents one-hop neighbors of the seed set A , and $\delta(b) = |\{a \in A, e_{ab} \in E\}|$ represents the influence from A to b . $|\cdot|$ is the number of elements in the set \cdot . This formula essentially extracts the edge and node information of $N(A)$ to form a subgraph to quickly evaluate the influence spread. A series of existing works use meta-heuristic algorithms to optimize EDV or its variants, such as SA [18], particle swarm optimization (PSO) [40]-[41], and ant colony optimization [42]. Compared with heuristic-based methods, these methods can quickly find solutions with higher accuracy in real-world networks.

TIS [20]. For the IC model, TIS estimates the influence spread of the seed set A by the 2-hop neighborhood though

$$TIS(A) = \sum_{a \in A} TIS\{a\} - \left(\sum_{a \in A} \sum_{b \in N(a) \cap A} p(a,b)(\alpha(b) - p(b,a)) \right) - \beta, \quad (3)$$

$$\beta = \sum_{a \in A} \sum_{b \in N(a) \setminus A} \sum_{c \in N(b) \cap A \setminus \{a\}} p(a,b)p(b,c)$$

where $N(\cdot)$ denotes the 1-hop nodes cover of seed \cdot , $p(a, b)$ represents the propagation probability between the active node a and the inactive node b , and $\alpha(b)$ represents the 1-hop influence spread of the node b . In (3), the first term evaluates the sum of the 2-hop influence spread of seeds in A . The second and third terms consider the potential redundant influences between seeds. TIS takes into account the information of seed neighbors and neighbors' neighbors to quickly approximate the influence spread of the seed set, which has been widely extended to solve IM problems on different types of networks [44]-[45]. Based on TIS, some proxy models are proposed, such as LIE [21] and IEEV [22].

Since different proxy models consider different neighbor

information on the seed set, the use of EDV and TIS may lead to different search behaviors with similar characteristics, thus resulting in their different performance on specific problems. The EDV and the TIS have been emphasized in previous studies, so we choose them as alternative transformations of IM problems in this paper.

C. MTFO

Given S alternate formulations $\{f_1, f_2, \dots, f_S\}$ of a target minimization task f , the MTFO problem can be formalized as [26]

$$\begin{aligned} \min_x f_i(x), i = 1, 2, \dots, S \\ s.t. x = [x^1, x^2, \dots, x^m] \in D \end{aligned} \quad (4)$$

where D is the search space for the target optimization task f and m is the dimension of x . The purpose of MTFO is to find the best solutions to an optimization task f through effective knowledge transfer across alternate formulations. This solution can be selected from the following set

$$X^* = \{x^* | x^* = \arg \min f_i(x), i = 1, 2, \dots, S\} \quad (5)$$

In general, the MTFO problem is regarded as an MTO problem. Evolutionary multi-task optimization (EMTO) aims to solve multiple tasks simultaneously by utilizing some paradigms motivated by EC [46]-[47]. Gupta *et al.* [27] designed a multifactorial EA (MFEA) to optimize many tasks at the same time inspired by the cultural exchange between organisms. MFEA encodes individuals into a unified search space to provide a basic guarantee for knowledge transfer and sets a skill factor for each individual to indicate its associated task. By assortative mating and selective imitation, knowledge is implicitly transferred across tasks with a certain probability rmp to improve convergence performance. The theoretical analysis of MFEA demonstrates that knowledge transfer across tasks is controlled by rmp . Bail *et al.* [30] further proposed MFEAII based on online parameter estimation to deal with the prevalence of negative transfer. An explicit EMTO algorithm (called EMEA in this paper) is proposed by Feng *et al.* [28] to utilize multiple evolutionary solvers with different biases. In EMEA, each task is assigned an evolutionary solver and top

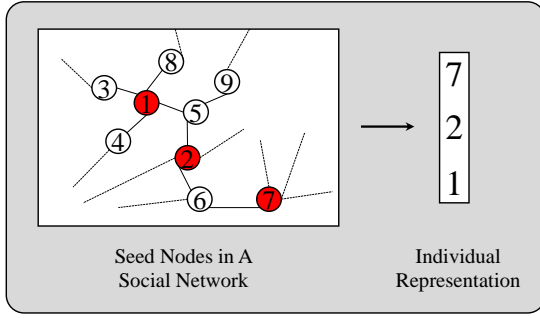


Fig. 4. An illustration of the representation in a social network with 9 nodes, where $k=3$.

individuals on each task are explicitly transferred to other tasks based on an autoencoding that learns optimal linear mapping across tasks. Liaw *et al.* [29] proposed symbiosis in biocoenosis (SB) optimization to deal with MTO, which leverages the concept of SB to transfer knowledge across tasks. To the best of our knowledge, although a series of excellent EMTO methods are presented, there is no one specifically designed to deal with the IM problem.

Fig. 2 illustrates the core idea of the MTFO, where multiple alternate transformations of a target task are optimized by multi-task EA at the same time. The unique advantages and similarities of the alternative formulas are exploited through the knowledge transfer that occurs in the search process. The basic idea of MTFO is employed to solve complex optimization problems in existing works [32]-[35]. Ding *et al.* [34] proposed an effective knowledge transfer across the low-fidelity transformation and the high-fidelity transformation for a single expensive problem. To solve large-scale optimization problems, existing works use some dimensionality reduction methods to construct low-dimensional optimization transformations, such as the unsupervised neural network and the random embedding [32]. Feng *et al.* [33] proposed a multi-variation search to optimize high-dimensional and low-dimensional transformations simultaneously. Multi-variation collaborative work can not only take advantage of the unique advantages of each alternative transformation but also ease the pain of transformation selection for users. However, due to the specificity of individual representation for IM problems, the existing MTFO methods cannot directly deal with the multi-transformation IM.

III. PROBLEM FORM AND MTEFIM

This section introduces the outline of MTEFIM first. Then the details of the proposed MTEFIM is introduced.

A. Outline of MTEFIM

Given S proxy models $\{\sigma_1, \sigma_2, \dots, \sigma_S\}$ of the IM problem σ on a social network $G = (V, E)$ under an influence spread model, multi-transformation IM can be expressed as

$$\begin{aligned} \max_{A \subseteq V} \sigma_i(A), i = 1, 2, \dots, S \\ \text{s.t. } |A| = k \end{aligned} \quad (6)$$

where the size of the seed set selected from the network is constrained to k . All proxy models (transformations) share the same search space. Our intention is to optimize all

transformations simultaneously, exploiting their potential knowledge by evolutionary multitasking.

Algorithm 1: Framework of MTEFIM

Input:

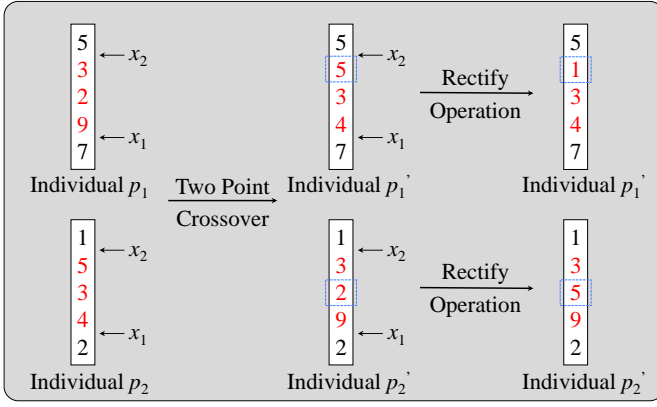
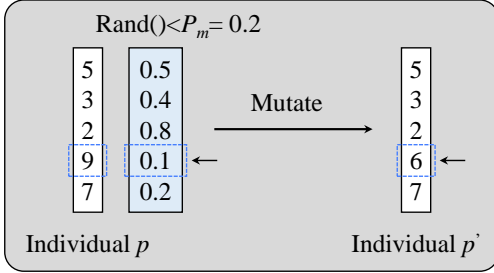
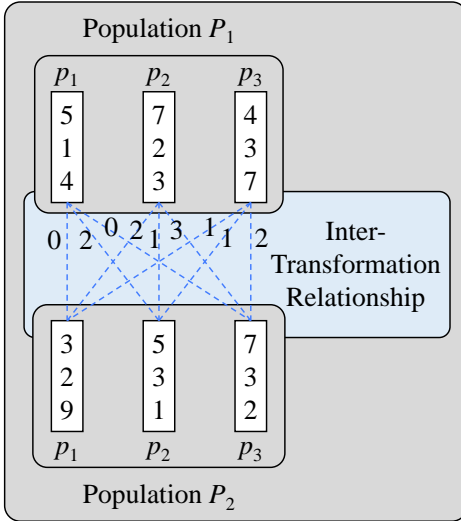
$\sigma = \{\sigma_i, 1 \leq i \leq S\}$: S proxy models (transformations) for IM under an influence spread model;
 N : population size of each transformation;
 k : size of seed set;
 MFE : maximum number of function evaluations;

Output:

A^* : output solution for IM.

1. $P = \{P_i, 1 \leq i \leq S\} \leftarrow$ Initialize S populations;
 2. $\varphi_P = \{\varphi_{P_i}, 1 \leq i \leq S\} \leftarrow$ Evaluate S populations on their transformations;
 3. **while** (stopping criterion is not met) **do**
 4. $R \leftarrow$ Learn the inter-transformation relationship according to P (see **Algorithm 2**);
 5. **for** $i=1$ **to** S **do**
 6. $O_i \leftarrow$ Generate offspring based on designed genetic operator;
 7. **end for**;
 8. **for** $i=1$ **to** S **do**
 9. **if** (stopping criterion of σ_i is not met) **then**
 10. $p \leftarrow \arg \max_{p \in \{1, 2, \dots, S, p \neq i\}} r_{i,p}$;
 11. **if** $\text{rand}(0, 1) < r_{i,p}$ **then**
 12. $O_i \leftarrow$ Select $N \cdot r_{i,p}$ individuals from O_p to replace the individuals in O_i randomly;
 13. **end if**
 14. $\varphi_{O_i} \leftarrow$ Evaluate O_i on transformation σ_i ;
 15. $P_i \leftarrow$ Select top N individuals from $P_i \cup O_i$ based on fitness value $\varphi_{P_i} \cup \varphi_{O_i}$;
 16. **end if**;
 17. **end for**;
 18. **end while**;
 19. $A^* \leftarrow$ Select output solution from P by (9).
-

The outline of MTEFIM for bi-transformation IM is shown in Fig. 3. As observed, each transformation is assigned a population. Individuals (seed sets) in all populations are initialized in the same search space $A \in V$. Each population is only evaluated on the corresponding transformation. In the main loop, for every two transformations, σ_i and σ_j , the inter-transformation relationship r_{ij} is estimated by the degree of overlap across individuals of different transformations online. Each population is employed to generate the offspring population based on the designed genetic operator. Then for each transformation, the top individuals from the most related transformation are transferred to replace some bad individuals in the current transformation based on inter-transformation relationship $R = \{r_{ij} | 1 \leq i, j \leq S, i \neq j, r_{ij} = r_{ji}\}$, where the transferred individuals are viewed as the carriers of common knowledge across transformations. After that, the next population from parent and offspring population are selected by elitism. The final output solution is selected from the optimal solution of each transformation, which contains all the proxy model

Fig. 5. An illustration of the two-point crossover on individual p_1 and p_2 .Fig. 6. An illustration of the mutation operator on individual p .Fig. 7. An illustration of the inter-transformation relationship estimation across two transformations, where inter-transformation relationship $r_{12} = r_{21} = \frac{0+2+0+2+1+3+1+1+2}{(3 \times 3)} \approx 0.44$.

knowledge. In MTEFIM, each transformation is distributed with an evolutionary solver. Individuals that may carry shared knowledge flow across transformations. The framework of MTEFIM for multi-transformation IM is described in Algorithm 1. Next, the details of MTEFIM are given in this section.

B. Population Initialization

In MTEFIM, each individual p in all populations represents a seed set with k nodes, which can be indicated as

$$p = \{p^1, p^2, \dots, p^k\} \quad (7)$$

where p^k is the node index in $\{1, 2, \dots, v\}$, and v is the number of nodes in the social network G . Fig. 4 shows an illustration of

the representation.

Since random initialization often leads to slower convergence speed, MTEFIM utilizes a warm-starting method commonly used in IM, that is, the degree discount heuristic [21]. It is worth noting that other heuristics are still applicable. The degree heuristic-based warm starting method is described as follows:

1) Each individual is initialized by selecting k seeds with the highest degree in the social network G ;

2) Each node contained in each individual is replaced with a certain probability 0.5 by its neighbor nodes in the social network except the nodes contained in the current individual.

After performing the above initialization, a population with degree-based knowledge and diversity can be obtained.

C. Genetic Operators

After the population is initialized, we perform genetic operators including crossover and mutation on the initial population to generate a better seed set.

For every two individuals in the population, seed information is shared to obtain a more potential seed set in the crossover operator with the probability p_c . In this paper, we employ the two-point crossover [48] due to its high efficiency and low complexity. An illustration of the two-point crossover on individual p_1 and p_2 are shown in Fig. 5. Given two parent individuals p_1 and p_2 from the parent population, two crossover positions x_1 and x_2 are generated first, where $\{x_1, x_2 | 1 \leq x_1, x_2 \leq k, x_1 < x_2\}$. Then two new candidates p_1' and p_2' are generated by swapping the seed between positions x_1 and x_2 of p_1 and p_2 . Next, the validity of p_1' and p_2' should be guaranteed, that is, there is no identical seed in an individual. Specifically, new seeds are randomly generated to replace repetitive seeds in candidates.

For each individual p in the population, the following mutation operator [49] is conducted to help escape from local optima after crossover. An illustration of the mutate operator on individual p is given in Fig. 6. We replace each seed in the individual with other nodes in the network with a certain probability p_m and ensure the feasibility of the individual.

D. Estimating the Inter-Transformation Relationship

The inter-transformation relationship is employed to guide the knowledge transfer across different transformations. During the evolution, each transformation is assigned a selected most relevant auxiliary transformation. And knowledge transfer takes place between them with the individual as a carrier. Generally, the more similar the two transformations, the more common knowledge they may contain. This is because similar transformations contain more common knowledge for searching, for example, similar fitness landscapes (See Fig. 1). Because landscapes analysis is computationally expensive, we use populations to implicitly estimate the inter-transformation relationship in the multi-transformation environment.

The degree of overlap between two seed sets can directly reflect the correlation between them. Therefore, we estimate the degree of overlap between individuals in the two populations corresponding to two transformations to obtain the inter-

transformation relationship r_{ij} . The inter-transformation relationship estimation is shown in Algorithm 2. We calculate the proportion of the same seeds in the corresponding seed sets of the two populations to approximate the relationship across transformations. Fig. 7 demonstrates the inter-transformation relationship estimation across two transformations.

Algorithm 2: Inter-transformation Relationship Estimation

Input:

$P = \{P_i, 1 \leq i \leq S\}$: S populations for S transformations;
 N : population size of each transformation;
 k : size of seed set;

Output:

R : inter-transformation relationship.

```

1.  $R \leftarrow \{r_{ij} = 0 \mid 1 \leq i, j \leq S, i \neq j\}$ ;
2. for  $i=1$  to  $S$  do
3.   for  $j=i+1$  to  $S$  do
4.     for each individual  $p^i$  in  $P_i$  do
5.       for each individual  $p^j$  in  $P_j$  do
6.          $r_{ij} \leftarrow r_{ij} + \text{Count the number of identical}$ 
           seeds in two seed sets  $p^i$  and  $p^j$ ;
7.       end for
8.     end for
9.    $r_{ij} \leftarrow r_{ij} / (k \times N \times N)$ ;
10.   $r_{ji} \leftarrow r_{ij}$ ;
11. end for
12. end for

```

If the computational complexity of step 6 in Algorithm 2 is $O(k^2)$, the computational complexity of the inter-transformation relationship estimation is

$$O\left(\frac{S(S-1)}{2} \cdot \frac{N(N-1)}{2} \cdot k^2\right) = O(S^2 N^2 k^2) \quad (8)$$

E. Selecting Output Seed Set

Since each transformation addresses the IM problem from a different perspective, their optimal seed sets may differ too. An intuitive idea is using Monte Carlo simulation to evaluate each optimal seed set and select the best-performing seed set as the output seed set (named MCSS), but it is costly.

After obtaining the optimal individual of each transformation, we propose an easy-to-implement method for selecting an output seed set (named SOSS). Given S optimal individual $p^* = \{p_1^*, p_2^*, \dots, p_s^*\}$ for S transformations $\sigma = \{\sigma_i, 1 \leq i \leq S\}$, this can be described as follows:

- 1) Each optimal individual p_i^* is evaluated on all transformations σ .
- 2) Calculate the rank index $rank_{ij}$ of each optimal individual p_i^* on the ascending factor cost list corresponding to each transformation σ_j .
- 3) Sum the rank index $rank_{ij}$ of each optimal individual p_i^* by

$$CR = \sum_j C_j rank_{ij} \quad (9)$$

where C_j represents the user's prior preference for the j -th

TABLE I
THE BASIC CHARACTERISTICS OF FOUR REAL-WORLD NETWORKS USED IN THIS PAPER.

Networks	$ V $	$ E $	AC	p
Email URIV	1.1K	5.5K	0.220	0.05
Hamsterster	2.4K	16.6K	0.538	0.03
Ego-facebook	4.0K	88K	0.605	0.02
Fb-pages-public-figure	11.6K	67K	0.179	0.04

transformation and meets the following condition

$$\sum_{j=1}^S C_j = 1, 0 < C_j \leq 1 \quad (10)$$

The user's prior preference C_j can be set to $1/S$ when not provided by the user. This means that there is no obvious determinable preference between the transformations.

4) The seed set with the top cumulative rank CR is employed as the final output seed set.

This method comprehensively considers the performance of the optimal seed set in all transformations and avoids an expensive Monte Carlo simulation process.

IV. EXPERIMENTAL STUDY

In this section, an analysis of the knowledge transfer process, inter-transformation relationship estimation, and selecting the output seed set in MTEFIM are first given. Then, we presented the efficacy of the proposed MTEFIM on four networks. For the case of four real-world networks, several methods are adopted as baselines for comparison in terms of the influence spread and the running time. To be fair, the Monte Carlo spread simulation with 10000 runs is employed to evaluate the influence spread of the seed sets obtained by all methods. All the experiments are performed on a PC with the 3.00-GHz Intel Core i7-9700 CPU and 16-GB RAM, and the source codes are implemented in Python. The following observations are explained in this section:

1) The knowledge transfer strategy in MTEFIM can improve performance by leveraging the common knowledge across transformations (see Section IV.B).

2) For the IM problem, the knowledge transfer mechanism in MTEFIM outperforms those in other EMTO methods (see Section IV.B).

3) Parameter r can explicitly reflect the relationship across transformations (see Section IV.C).

4) Our proposed output seed set selection strategy is effective (see Section IV.D).

5) Compared with popular IM methods, MTEFIM demonstrates highly competitive performance by utilizing unique knowledge of different transformations (see Section IV.E).

A. Experiment Setting

1) Datasets

The performance of our proposed MTEFIM is validated on four real-world complex networks [50]-[53], including Email URIV, Hamsterster, Ego-facebook, and Fb-pages-public-figure². Email URIV is the category of Email networks. The

² <https://networkrepository.com>

TABLE II
COMPARISON OF THE STATISTICAL RESULTS OF THE INFLUENCE SPREAD
(AVERAGE \pm STANDARD) OBTAINED BY MTEFIM AND MTEFIM-NK OVER
20 INDEPENDENT RUNS.

Networks	k	MTEFIM	MTEFIM-NK
Email URIV	3	46.963 \pm 0.373	45.476 \pm 0.452(-)
	12	94.714 \pm 0.000	94.714 \pm 0.683(\approx)
	21	124.07 \pm 0.810	122.769 \pm 1.242(-)
	30	146.776 \pm 0.574	145.341 \pm 0.729(-)
Hamsterster	3	202.382 \pm 0.021	202.336 \pm 0.025(\approx)
	12	231.653 \pm 0.000	231.653 \pm 0.000(\approx)
	21	255.163 \pm 1.043	252.619 \pm 1.143(-)
	30	270.074 \pm 0.962	267.961 \pm 1.549(-)
Ego-facebook	3	868.303 \pm 0.000	868.303 \pm 0.000(\approx)
	12	923.177 \pm 8.409	889.976 \pm 6.652(-)
	21	932.373 \pm 4.190	923.004 \pm 0.179(-)
	30	949.309 \pm 10.298	924.221 \pm 3.575(-)
Fb-pages-public-figure	3	1168.377 \pm 0.906	1165.727 \pm 1.112(-)
	12	1183.986 \pm 3.894	1170.890 \pm 1.143(-)
	21	1203.110 \pm 4.854	1178.063 \pm 0.863(-)
	30	1225.232 \pm 7.250	1181.378 \pm 4.460(-)
-/ \approx /+		-	0/4/12

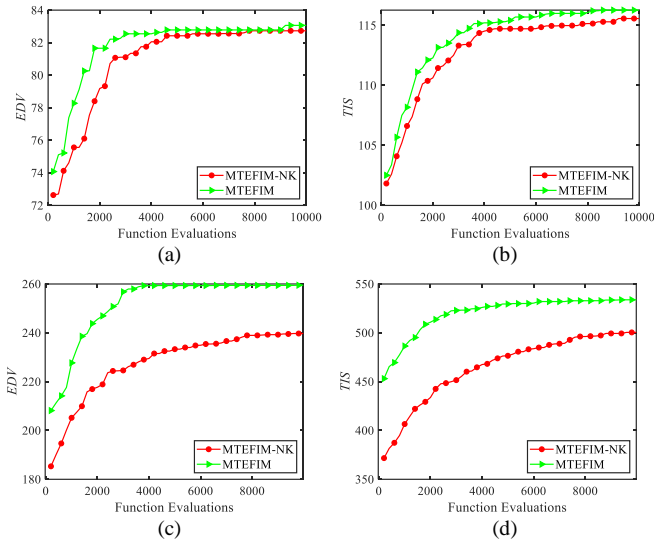


Fig. 8. The average convergence trends of MTEFIM and MTEFIM-NK on two representative networks, Email URIV and Fb-pages-public-figure network with $k = 30$ over 20 independent runs. (a) Email URIV-EDV, (b) Email URIV-TIS, (c) Fb-pages-public-figure-EDV, and (d) Fb-pages-public-figure-TIS.

Hamsterster network represents the friendships and family connections between members of the website <http://www.hamsterster.com>. The Ego-facebook network consists of friends lists from survey participants using Facebook. The Fb-pages-public-figure network describes Facebook page networks of different categories. The basic characteristics of these networks are shown in Table I, where $|V|$ and $|E|$ denote the number of nodes and edges respectively. And AC is the average clustering coefficient. IC model, as a widely popular influence spread model, is employed in this paper. According to the $|V|$ and AC , the configuration of the activation probability p in the IC model is listed in Table I. In addition, we choose the EDV and the TIS, two popular proxy models, as alternative transformations of IM problems.

2) Methods

To demonstrate the effectiveness of knowledge transfer in

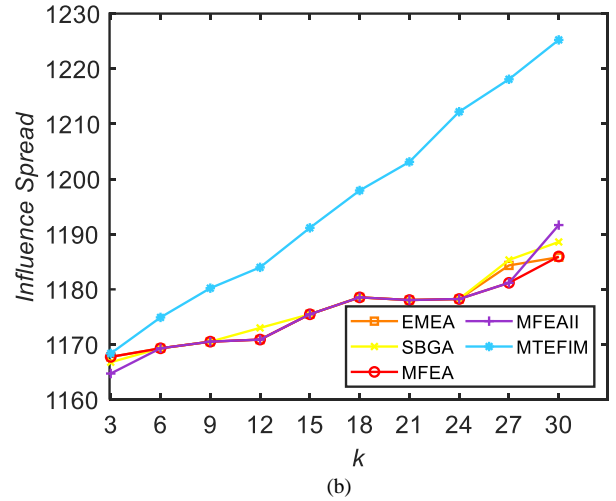
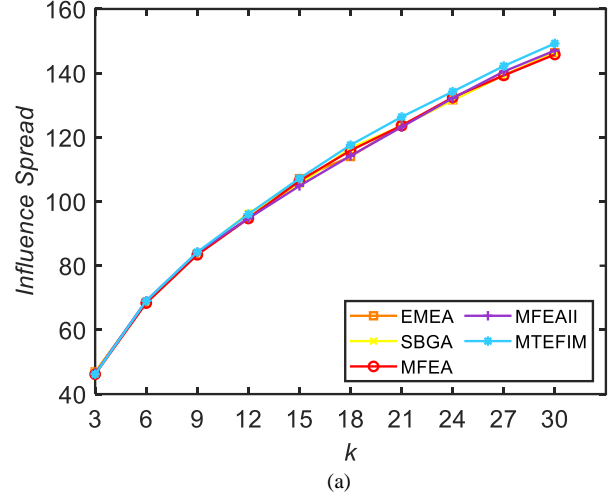


Fig. 9. Influence spread obtained by different EMTO algorithms on the Email URIV and the Fb-pages-public-figure network. (a) Email URIV network, and (b) Fb-pages-public-figure network.

MTEFIM, MTEFIM-NK, a variant version of MTEFIM, is constructed by removing the knowledge transfer process (lines 10~13 in Algorithm 1). In addition, four popular EMTO methods are regarded as comparison algorithms to illustrate the effectiveness of our knowledge transfer strategy, including MFEA [27], MFEAII [30], EMEA [28], and SBGA [29]. MFEA, the first one tailored for the MTO problem, has been applied to many practical problems [54]-[57]. MFEAII aims at minimizing the tendency of negative transfer across tasks to improve the utilization of knowledge in MFEA. EMEA, an explicit EMTO algorithm, performs individual transfer across tasks using a denoising autoencoder. SBGA is a novel many-task optimization algorithm inspired by the symbiosis in biocoenosis. All methods use the same genetic operator and selecting output seed set strategy proposed in this paper for a fair comparison. The population size in MFEA and MFEAII is 200, and the population size of each transformation in other methods is set to 100. The probabilities of crossover and mutation are set to 1.0 and $1/k$, respectively. The maximum number of function evaluations in all methods is set to $5000 \times S$, where S is the number of transformations.

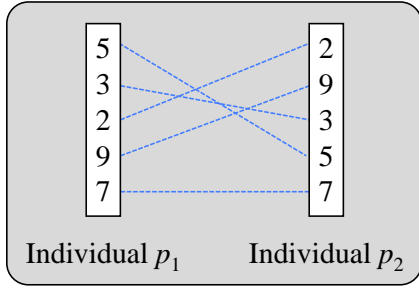


Fig. 10. An illustration of two individuals p_1 and p_2 represent the same seed set.

Seven popular methods for the IM problem are selected as baselines to verify the performance of MTEFIM, including Degree [58], PageRank [59], SDD [10], CELF++ [14], EDVEA [18], TISEA [19], and MA-IM [20]. Degree, PangRank, and SDD are three popular heuristics methods. These methods sort nodes according to different indicators and then select the top k nodes as the seed set. CELF++ is an improved greedy algorithm by exploiting the sub-modularity of the objective function. The number of Monte-Carlo simulations is set to 10000 in this method. Three popular genetic operator-based EAs are taken as comparison algorithms. The optimization objectives of EDVEA and TISEA are EDV and TIS respectively. The same genetic operators are employed in these methods for a fair comparison. MA-IM is a popular memetic algorithm for the IM problem, which contains two major components: a problem-specific population initialization and a local search based on similarity. The other parameters of all comparison methods are consistent with those of the original papers.

B. Analysis of Knowledge Transfer Process

Table II lists the influence spread obtained by MTEFIM and MTEFIM-NK over 20 independent runs, where the size of the selected seed set k is set to 3, 12, 21, and 30, respectively. Symbols “ \approx ”, “+”, and “-” mean that the MTEFIM-NK is similar, significantly better, and worse than MTEFIM on the Wilcoxon rank-sum test with confidence level 0.95 [60], respectively. The best values are indicated in boldface.

For small-scale social networks such as Email ERIV and Hamsterster, both MTEFIM-NK and MTEFIM can find a good seed set. For larger social networks such as Ego-facebook and Fb-pages-public-figure, MTEFIM outperforms MTEFIM-NK. In addition, the performance gap across MTEFIM-NK and MTEFIM is larger as k increases. These phenomena indicate that as the difficulty of the problem increases (such as the number of network nodes and the dimensionality of the search space), the effectiveness of knowledge transfer becomes more and more obvious. In general, compared to MTEFIM-NK, MTEFIM performs better on 12 and ties 4 out of 16 cases in terms of the influence spread, which shows the effectiveness of the knowledge transfer process in MTEFIM. By transferring individuals across the EDV and the TIS, common knowledge is utilized during the evolutionary process.

The average convergence trends of MTEFIM and MTEFIM-NK on two representative networks, Email URIV and Fb-pages-public-figure network, with $k = 30$ over 20 independent runs are shown in Fig. 8 to further illustrate the effectiveness of

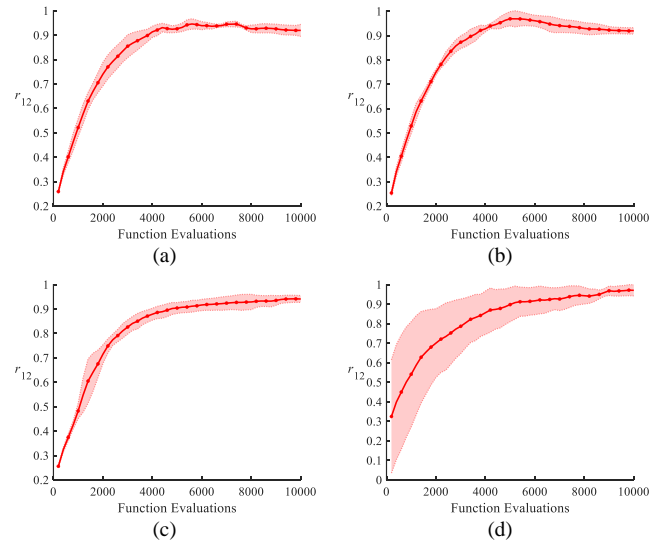


Fig. 11. An illustration of the parameter r_{12} in MTEFIM on four real-world social networks, where k is set to 30. (a) Email URIV, (b) Hamsterster, (c) Ego-facebook, and (d) Fb-pages-public-figure.

the knowledge transfer process, where the x -axis represents the value of EDV(TIS), and the y -axis represents the function evaluations. As can be seen from Fig. 8, MTEFIM is overall superior to MTEFIM-NK in the average convergence trend of two transformations the EDV and the TIS. Compared with MTEFIM-NK, MTEFIM converges faster within 10000 function evaluations. This phenomenon is more obvious on a more complex Fb-pages-public-figure network. Based on the above observations, we conjecture that our knowledge transfer process can significantly enhance the convergence performance.

In addition, to verify the efficiency of our proposed knowledge transfer process, we compared our MTEFIM with MFEA, MFEAII, EMEA, and SBGA on two representative networks, the small-scale Email URIV network and the large-scale Fb-pages-public-figure network, in terms of the influence spread as shown in Fig. 9. In these figures, the x -axis represents the size of seed set k , and the y -axis represents the value of the influence spread.

MTEFIM shows consistently superior performance overall. The influence spread obtained by all methods steadily increases as k increases. Firstly, in terms of the increasing range in the Email URIV network, all methods yield similar results. This is probably because it is not difficult to determine the seed set on a small-scale network. Therefore, the seed set obtained by different methods does not show a clear distinction. Then, in the large-scale Fb-pages-public-figure network, the performance gap of different methods is obvious. The efficiency of the knowledge transfer process in MTEFIM is confirmed since all EMTO methods have the same basic genetic operation and selecting output seed set strategy except for knowledge transfer. Because knowledge transfer in MFEA is purposeless, MFEA cannot adaptively transfer shared knowledge across transformations. In the seed set encoding strategy adopted in this paper, multiple individuals may represent the same seed set as shown in Fig. 10. This phenomenon may lead to the inefficiency of the knowledge transfer process in MFEAII, EMEA, and SBGA. For example, in MFEAII, different

TABLE III
THE PROBABILITY THAT THE TWO OUTPUT SEED SETS OBTAINED BY MTEFIM WITH MCSS AND SOSS ON FOUR NETWORKS ARE THE SAME OVER 20 INDEPENDENT RUNS.

Networks	k	Probability
Email URIV	3	100%
	12	100%
	21	100%
	30	100%
Hamsterster	3	100%
	12	100%
	21	100%
	30	100%
Ego-facebook	3	100%
	12	100%
	21	100%
	30	100%
Fb-pages-public-figure	3	90%
	12	90%
	21	75%
	30	75%

individuals representing the same seed set may affect the accurate representation of the probability distribution of the current task, resulting in the inaccuracy of the model. In our knowledge transfer strategy, we estimate the degree of overlap between seed sets to capture the relationship between the transformations, thus skillfully avoiding this issue.

C. Analysis of Inter-transformation Relationship Estimation

The inter-transformation relationship R is central to controlling the degree of knowledge transfer across transformations in MTEFIM. By calculating the degree of overlap across populations online, the knowledge exchange between transformations is adaptive during the evolutionary process. Fig. 11 shows an illustration of the parameter r_{12} in MTEFIM on four real-world social networks, where k is set to 30. In these figures, the x -axis represents function evaluations, and the y -axis refers to the parameter r_{12} .

These curves highlight the synergies between transformation pairs of the EDV and the TIS. As shown in Fig. 11, a high value of r_{12} is estimated on all networks, which shows there are high similarities across the EDV and the TIS. This is consistent with the conclusion of similarity analysis between fitness landscapes (see Fig. 1). Therefore, based on the observations, our inter-transformation relationship estimation can capture potential synergies between transformations. In addition, the number of transferred individuals is determined by r_{12} . In different stages of evolution, the estimated r_{12} guides different degrees of knowledge exchange adaptively to accelerate MTEFIM convergence.

D. Analysis of Selecting Output Seed Set

After obtaining the optimal individual of each transformation, the comprehensive performance of the individuals in all transformations is considered to select the final output seed set. Table III lists the probability that the two output seed sets obtained by MTEFIM with MCSS and SOSS on four networks are the same over 20 independent runs, where the user’s prior preference C is set to $1/S$ to treat each transformation equally.

It can be seen from Table III that MCSS and SOSS select the

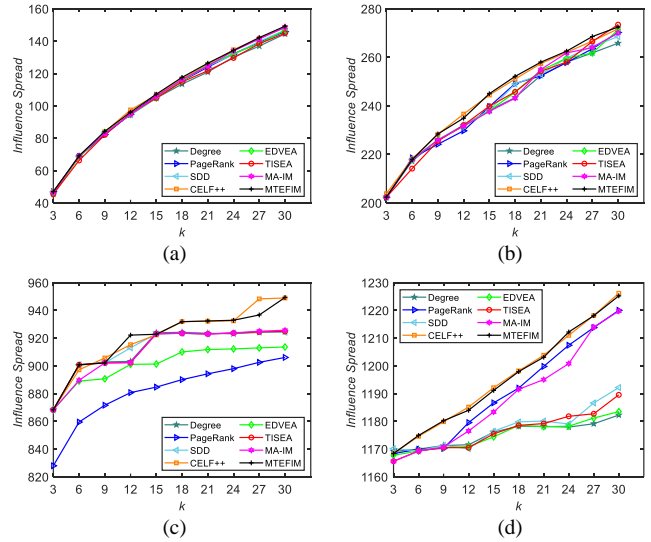


Fig. 12. Influence spread obtained by different methods for IM on four real-world social networks. (a) Email URIV, (b) Hamsterster, (c) Ego-facebook, and (d) Fb-pages-public-figure.

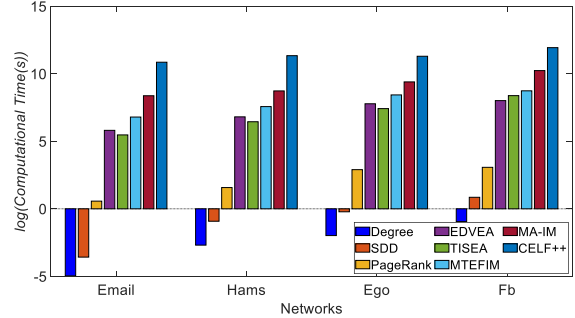


Fig. 13. Runtime analysis of the compared methods on four real-world networks.

same output seed set in most cases, which indicates the effectiveness of our proposed output seed set selection strategy. It is worth noting that in the complex large-scale Fb-pages-public-figure network, the individual with the best overall performance in all transformations is not necessarily the best in the Monte Carlo simulation. This may be because there is some preference knowledge in the search process of different transformations, resulting in optimal individual deviations. However, our method provides an efficient output seed set selection strategy that avoids expensive Monte Carlo simulation.

E. Performance Comparison

We conducted several comparative experiments in terms of the influence spread and computational time to further verify MTEFIM’s effectiveness. Fig. 12 reports the influence spread of various methods for IM on four real-world social networks.

As shown in Fig. 12, different methods for IM have different performances on real-world networks. In Fig. 12 (a), for the Email network, the differences in the influence spread of eight algorithms are not obvious. With the increase of k , the influence obtained by all methods has steadily increased. MTEFIM and CELF++ have the best performance. Compared with the single-transformation optimization method, EDVEA, and TISEA, MTEFIM produced better results. This implies that MTEFIM

can simultaneously utilize all transformations of unique knowledge in the search process to significantly improve performance. This observation is even more evident in large-scale social networks (see Fig. 12 (d)). In Fig. 12 (b) and (c), for the Hamsterster and the Ego-facebook, CELF++ and MTEFIM achieve similar results in terms of the influence spread. When $k > 15$, MTEFIM and CELF++ are better than all other methods. In Fig. 13 (d), for the large-scale Fb-pages-public-figure network, MTEFIM is still like CELF++. The influence spreads of Degree and EDVEA increase slowly with k . This might be because these methods ignore overlapping second-degree neighborhoods. Overall, our proposed MTEFIM has obtained highly competitive results on social networks of different sizes.

Fig. 13 shows runtime analysis of the comparative methods on four real-world networks, where computational time refers to the sum of the runtime of a method in ten configurations with $k = 3, 6, 9, \dots, 30$. Firstly, since three heuristic methods, Degree, SDD, and PageRank, only need to sort nodes according to the indicator and then select the top k nodes as the seed set, their computational cost is very low. In addition, the running time of the PageRank increases rapidly with the scale of the network. Secondly, single-transformation optimization methods, EDVEA and TISEA, perform better than MTEFIM in terms of computational cost. But MTEFIM can find a higher quality seed set by optimizing EDV and TIS at the same time. Thirdly, the computational cost of MA-IM is higher than other evolution-based methods because the local search in MA-IM is computationally expensive. Finally, our proposed MTEFIM achieves highly competitive performance with CELF++ at a far lower computational cost.

V. CONCLUSION

Inspired by the similarities and unique advantages of different transformations for influence maximization in social networks, we introduce a novel multi-transformation evolutionary framework in this paper. By considering the degree of overlap across seed sets of different transformations, our proposal can capture the inter-transformation potential relationship, which controls the frequency and degree of the knowledge transfer process. In addition, we provide an output seed set selection strategy to avoid manual selection by users. Several experiments on four real-world social networks are employed to illustrate the reasonability of the above claims. Compared with EMTO and IM-specific methods, MTEFIM can obtain a high-quality seed set with a lower computational cost.

Because of the broad application of IM, the following topics deserve further research. Firstly, it is still worthwhile to explore the relationship across transformations of IM more thoroughly. Secondly, a series of swarm intelligence-based methods for IM have shown extraordinary performance [21]-[22], [41]-[45]. We will consider how to design the knowledge transfer process across multiple transformations in swarm intelligence optimization methods to enhance performance for IM. Finally, applying the MTEFIM to solve more complex MTFO problems such as the subset selection problem is also a promising research topic.

REFERENCES

- [1] B. Liu, G. Cong, Y. Zeng, D. Xu, and Y. M. Chee, "Influence spreading path and its application to the time constrained social influence maximization problem and beyond," *IEEE Transactions on Knowledge and Data Engineering*, vol. 26, no. 8, pp. 1904–1917, Aug. 2014.
- [2] R. M. Bond *et al.*, "A 61-million-person experiment in social influence and political mobilization," *Nature*, vol. 489, no. 7415, pp. 295–298, 2010.
- [3] E. Cambria, M. Grassi, A. Hussain, and C. Havasi, "Sentic computing for social media marketing," *Multimedia Tools and Applications*, vol. 59, no. 2, pp. 557–577, 2012.
- [4] M. Haenlein, E. Anadol, T. Farnsworth, H. Hugo, J. Hunichen, and D. Welte, "Navigating the new era of influencer marketing: how to be successful on Instagram, TikTok, & Co.," *California Management Review*, vol. 63, no. 1, pp. 5–25, Nov. 2020.
- [5] F. Dost, U. Phieler, M. Haenlein, and B. Libai, "Seeding as part of the marketing mix: word-of-mouth program interactions for fast-moving consumer goods," *Journal of Marketing*, vol. 83, no. 2, pp. 62–81, Mar. 2019.
- [6] B. Wilder and Y. Vorobeychik, "Controlling elections through social influence," in *Proceedings of the 17th International Conference on Autonomous Agents and MultiAgent Systems*, Stockholm, Sweden, 2018, pp. 265–273.
- [7] R. Cohen, S. Havlin, and D. ben-Avraham, "Efficient immunization strategies for computer networks and populations," *Physical Review Letters*, vol. 91, no. 24, pp. 247901, Dec. 2003.
- [8] P. Domingos and M. Richardson, "Mining the network value of customers," in *Proceedings of the 7th ACM SIGKDD International Conference on Knowledge Discovery and Data Mining*, San Francisco, CA, USA, 2001, pp. 57–66.
- [9] D. Kempe, J. Kleinberg, and É. Tardos, "Maximizing the spread of influence through a social network," in *Proceedings of the 9th ACM SIGKDD International Conference on Knowledge Discovery and Data Mining*, Washington, DC, USA, 2003, pp. 137–146.
- [10] W. Chen, Y. Wang, and S. Yang, "Efficient influence maximization in social networks," in *Proceedings of the 15th ACM SIGKDD International Conference on Knowledge Discovery and Data Mining*, Paris, France, 2009, pp. 199–208.
- [11] K. Rahimkhani, A. Aleahmad, M. Rahgozar, and A. Moeini, "A fast algorithm for finding most influential people based on the linear threshold model," *Expert Systems with Applications*, vol. 42, no. 3, pp. 1353–1361, 2015.
- [12] A. Zareie, A. Sheikhhahmadi, and M. Jalili, "Identification of influential users in social network using gray wolf optimization algorithm," *Expert Systems with Applications*, vol. 142, p. 112971, 2020.
- [13] J. Leskovec, A. Krause, C. Guestrin, C. Faloutsos, J. VanBriesen, and N. Glance, "Cost-effective outbreak detection in networks," in *Proceedings of the 13th ACM SIGKDD International Conference on Knowledge Discovery and Data Mining*, San Jose, California, USA, 2007, pp. 420–429.
- [14] A. Goyal, W. Lu, and L. V. Lakshmanan, "Celf++: Optimizing the greedy algorithm for influence maximization in social networks," in *Proceedings of the 20th International Conference Companion on World Wide Web*, Hyderabad, India, 2011, pp. 47–48.
- [15] L. Page, S. Brin, R. Motwani, and T. Winograd, "The pagerank citation ranking: Bringing order to the web," The Stanford Info Lab, Stanford, CA, USA, Tech. Rep. 1999–66, 1999.
- [16] Y. Li, D. Zhang, and K. Tan, "Real-time targeted influence maximization for online advertisements," *Proc. VLDB Endowment*, vol. 8, no. 10, pp. 1070–1081, 2015.
- [17] X. Wang, X. Zhang, C. Zhao, and D. Yi, "Maximizing the spread of influence via generalized degree discount," *PLoS one*, vol. 11, no. 10, pp. e0164393, 2016.
- [18] Q. Jiang, G. Song, G. Cong, Y. Wang, W. Si, and K. Xie, "Simulated annealing based influence maximization in social networks," in *Proceedings of the twenty-fifth AAAI conference on artificial intelligence*, San Francisco, CA, USA, 2011, pp. 127–132.
- [19] J.-R. Lee and C.-W. Chung, "A fast approximation for influence maximization in large social networks," in *Proceedings of the 23th International Conference Companion on World Wide Web*, Seoul, Korea, 2014, pp. 1157–1162.
- [20] M. Gong, C. Song, C. Duan, L. Ma, and B. Shen, "An efficient memetic algorithm for influence maximization in social networks," *IEEE Computational Intelligence Magazine*, vol. 11, no. 3, pp. 22–33, Aug. 2016.

- [21] M. Gong, J. Yan, B. Shen, L. Ma, and Q. Cai, "Influence maximization in social networks based on discrete particle swarm optimization," *Information Sciences*, vol. 367, pp. 600–614, 2016.
- [22] L. Wang, L. Ma, C. Wang, N. -g. Xie, J. M. Koh, and K. H. Cheong, "Identifying influential spreaders in social networks through discrete moth-flame optimization," *IEEE Transactions on Evolutionary Computation*, to be published. DOI: 10.1109/TEVC.2021.3081478.
- [23] D. Bucur, G. Iacca, A. Marcelli, G. Squillero, and A. Tonda, "Evaluating surrogate models for multi-objective influence maximization in social networks," in *Proceedings of the Genetic and Evolutionary Computation Conference Companion*, Kyoto, Japan, 2018, pp. 1258–1265.
- [24] B. S. Da et al., "Evolutionary multitasking for single-objective continuous optimization: Benchmark problems, performance metric, and baseline results," 2017. [Online]. Available: <http://arxiv.org/abs/1706.03470>.
- [25] K. Wu, C. Wang, and J. Liu, "Evolutionary multitasking multilayer network reconstruction," *IEEE Transactions on Cybernetics*, to be published. DOI: 10.1109/TCYB.2021.3090769.
- [26] A. Gupta and Y. S. Ong, "Back to the roots: Multi-X evolutionary computation" *Cognitive Computation*, vol. 11, no. 1, pp. 1–17, Jan. 2019.
- [27] A. Gupta, Y. S. Ong, and L. Feng, "Multifactorial evolution: toward evolutionary multitasking," *IEEE Transactions on Evolutionary Computation*, vol. 20, no. 3, pp. 343–357, June 2016.
- [28] L. Feng, L. Zhou, J. Zhong, A. Gupta, Y. S. Ong, K. C. Tan, and A. K. Qin, "Evolutionary multitasking via explicit autoencoding," *IEEE Transactions on Cybernetics*, vol. 49, no. 9, pp. 3457–3470, Sept. 2019.
- [29] R. T. Liaw and C. K. Ting, "Evolutionary manytasking optimization based on symbiosis in biocoenosis," in *Proceedings of the Thirty-Third AAAI Conference on Artificial Intelligence*, Honolulu, Hawaii, USA, 2019, pp. 4295–4303.
- [30] K. K. Bali, Y. S. Ong, A. Gupta, and P. S. Tan, "Multifactorial evolutionary algorithm with online transfer parameter estimation: MFEA-II," *IEEE Transactions on Evolutionary Computation*, vol. 24, no. 1, pp. 69–83, Feb. 2020.
- [31] A. Gupta, Y. Ong and L. Feng, "Insights on transfer optimization: because experience is the best teacher," *IEEE Transactions on Emerging Topics in Computational Intelligence*, vol. 2, no. 1, pp. 51–64, Feb. 2018.
- [32] Y. Feng, L. Feng, Y. Hou, and K. C. Tan, "Large-scale optimization via evolutionary multitasking assisted random embedding," in *Proceedings of the 2020 IEEE Congress on Evolutionary Computation*, Glasgow, UK, 2020, pp. 1–8.
- [33] Y. Feng, L. Feng, S. Kwong, and K. C. Tan, "A multi-variation multifactorial evolutionary algorithm for large-scale multi-objective optimization," *IEEE Transactions on Evolutionary Computation*, to be published. DOI: 10.1109/TEVC.2021.3119933.
- [34] J. Ding, C. Yang, Y. Jin, and T. Chai, "Generalized multitasking for evolutionary optimization of expensive problems," *IEEE Transactions on Evolutionary Computation*, vol. 23, no. 1, pp. 44–58, Feb. 2019.
- [35] K. Chen, B. Xue, M. Zhang, and F. Zhou, "Evolutionary multitasking for feature selection in high-dimensional classification via particle swarm optimization," *IEEE Transactions on Evolutionary Computation*, to be published. DOI: 10.1109/TEVC.2021.3100056.
- [36] K. Wu, J. Liu, C. Wang, and K. Yuan, "Pareto optimization for influence maximization in social networks," in *Proceedings of the 11th International Conference on Evolutionary Multi-Criterion Optimization*, Shenzhen, China, 2021, pp. 697–707.
- [37] Y. Li, J. Fan, Y. Wang, and K. Tan, "Influence maximization on social graphs: a survey," *IEEE Transactions on Knowledge and Data Engineering*, vol. 30, no. 10, pp. 1852–1872, Oct. 2018.
- [38] S. Banerjee, M. Jenamani, and D. K. Pratihari, "A survey on influence maximization in a social network," *Knowledge and Information Systems*, vol. 62, pp. 3417–3455, Mar. 2020.
- [39] S. Wang, J. Liu, and Y. Jin, "Finding influential nodes in multiplex networks using a memetic algorithm," *IEEE Transactions on Cybernetics*, vol. 51, no. 2, pp. 900–912, Feb. 2021.
- [40] S. S. Singh, A. Kumar, K. Singh, and B. Biswas, "LAPSO-IM: A learning-based influence maximization approach for social networks," *Applied Soft Computing*, vol. 82, no. 105554, Sep. 2019.
- [41] Q. Wang, M. Gong, C. Song, and S. Wang, "Discrete particle swarm optimization based influence maximization in complex networks," in *Proceedings of the 2017 IEEE Congress on Evolutionary Computation*, Donostia, Spain, 2017, pp. 488–494.
- [42] S. S. Singh, K. Singh, A. Kumar, and B. Biswas, "ACO-IM: maximizing influence in social networks using ant colony optimization," *Soft Computing*, vol. 24, pp. 10181–10203, Nov. 2020.
- [43] J. Tang, R. Zhang, P. Wang, Z. Zhao, L. Fan, and X. Liu, "A discrete shuffled frog-leaping algorithm to identify influential nodes for influence maximization in social networks," *Knowledge-Based Systems*, vol. 187, no. 104833, Jan. 2020.
- [44] H. Li, R. Zhang, Z. Zhao, X. Liu, and Y. Yuan, "Identification of top-k influential nodes based on discrete crow search algorithm optimization for influence maximization," *Applied Intelligence*, vol. 51, pp. 7749–7765, Mar. 2021.
- [45] L. Han, K. C. Li, A. Castiglione, J. Tang, H. Huang, and Q. Zhou, "A clique-based discrete bat algorithm for influence maximization in identifying top-k influential nodes of social networks," *Soft Computing*, vol. 25, pp. 8223–8240, Apr. 2021.
- [46] C. Wang, J. Liu, K. Wu, and Z. Wu, "Solving multi-task optimization problems with adaptive knowledge transfer via anomaly detection," *IEEE Transactions on Evolutionary Computation*, to be published. DOI: 10.1109/TEVC.2021.3068157.
- [47] C. Wang, J. Liu, K. Wu, and C. Ying, "Learning large-scale fuzzy cognitive maps using an evolutionary many-task algorithm," *Applied Soft Computing*, vol. 108, no. 107441, Sep. 2021.
- [48] M. Mitchell, *An introduction to genetic algorithms*. Cambridge, MA, 1998, pp. 128–129.
- [49] Y. Jin, H. Wang, and C. Sun, *Data-Driven Evolutionary Optimization*, Berlin, 2021, pp. 57–59.
- [50] R. Rossi and N. Ahmed, "The network data repository with interactive graph analytics and visualization," in *Proceedings of the Twenty-Ninth AAAI Conference on Artificial Intelligence*, Austin, Texas, 2015, pp. 4292–4293.
- [51] R. A. Rossi and N. K. Ahmed, "Networkrepository: A graph data repository with visual interactive analytics," in *Twenty-Ninth AAAI Conference on Artificial Intelligence*, Austin, Texas, USA, 2015, pp. 25–30.
- [52] R. Rossi and N. Ahmed, "Network repository: A scientific network data repository with interactive visualization and mining tools," 2012. [Online]. Available: <http://networkrepository.com/>.
- [53] J. Leskovec and A. Krevl, "SNAP Datasets: Stanford large network dataset collection," <http://snap.stanford.edu/data>, Jun. 2014.
- [54] H. Li, Y. S. Ong, M. Gong, and Z. Wang, "Evolutionary multitasking sparse reconstruction: framework and case study," *IEEE Transactions on Evolutionary Computation*, vol. 23, no. 5, pp. 733–747, Oct. 2019.
- [55] L. Feng, Y. Huang, L. Zhou, J. Zhong, A. Gupta, K. Tang, and K. C. Tan, "Explicit evolutionary multitasking for combinatorial optimization: a case study on capacitated vehicle routing problem," *IEEE Transactions on Cybernetics*, vol. 51, no. 6, pp. 3143–3156, June 2021.
- [56] X. Hao, R. Qu, and J. Liu, "A unified framework of graph-based evolutionary multitasking hyper-heuristic," *IEEE Transactions on Evolutionary Computation*, vol. 25, no. 1, pp. 35–47, Feb. 2021.
- [57] F. Shen, J. Liu, and K. Wu, "Evolutionary multitasking fuzzy cognitive map learning," *Knowledge-Based Systems*, vol. 192, no. 105294, Mar. 2020.
- [58] L. C. Freeman, "Centrality in social networks conceptual clarification," *Social Networks*, vol. 1, no. 3, pp. 215–239, 1978.
- [59] S. Brin and L. Page, "The anatomy of a large-scale hypertextual web search engine," *Computer Networks and ISDN Systems*, vol. 30, no. 1, pp. 107–117, 1998.
- [60] H. B. Mann and D. R. Whitney, "On a test of whether one of two random variables is stochastically larger than the other," *Annals of Mathematical Statistics*, vol. 18, no. 1, pp. 50–60, Mar. 1947.