

Learning Pneumatic Non-Prehensile Manipulation with a Mobile Blower

Jimmy Wu^{1,2}, Xingyuan Sun¹, Andy Zeng², Shuran Song³, Szymon Rusinkiewicz¹, Thomas Funkhouser^{1,2}

Abstract— We investigate pneumatic non-prehensile manipulation (i.e., blowing) as a means of efficiently moving scattered objects into a target receptacle. Due to the chaotic nature of aerodynamic forces, a blowing controller must (i) continually adapt to unexpected changes from its actions, (ii) maintain fine-grained control, since the slightest misstep can result in large unintended consequences (e.g., scatter objects already in a pile), and (iii) infer long-range plans (e.g., move the robot to strategic blowing locations). We tackle these challenges in the context of deep reinforcement learning, introducing a multi-frequency version of the spatial action maps framework. This allows for efficient learning of vision-based policies that effectively combine high-level planning and low-level closed-loop control for dynamic mobile manipulation. Experiments show that our system learns efficient behaviors for the task, demonstrating in particular that blowing achieves better downstream performance than pushing, and that our policies improve performance over baselines. Moreover, we show that our system naturally encourages emergent specialization between the different sub-policies spanning low-level fine-grained control and high-level planning. On a real mobile robot equipped with a miniature air blower, we show that our simulation-trained policies transfer well to a real environment and can generalize to novel objects.

I. INTRODUCTION

Pneumatic manipulation uses air pressure to exert forces on an environment in order to achieve a goal state. It is a form of dynamic non-prehensile manipulation where the action primitive is blowing, rather than pushing, rolling, etc.

In comparison to prehensile manipulation, pneumatic manipulation has several advantages, particularly when working with lightweight, scattered objects. First, it can move objects that are distant from the robot, effectively expanding the working volume of potential manipulations. Second, it can move objects at the speed of the emitted air, which is usually much greater than the maximum velocity of the robot itself. Finally, it can manipulate objects with arbitrary shapes and materials without complicated grasp planning. These features are some of the main reasons that landscapers use blowers rather than rakes for leaf cleanup.

In spite of these potential advantages, the use of pneumatic manipulation in robotics has been limited. Prior works have designed systems that use air blowers to move objects along flat surfaces in industrial settings [1] or to control the trajectories of specific types of objects in highly controlled laboratory or industrial settings [2], [3], [4], [5]. However, there is little to no work on utilizing blowers for dynamic manipulation of arbitrary objects in more general settings.

General pneumatic manipulation requires addressing several challenges. First, due to the chaotic nature of aerodynamics (especially with obstacles), it is difficult to predict




Fig. 1. We train a mobile robot using deep reinforcement learning to clean up an environment using an air blower. The blower is used to efficiently move scattered objects (orange) into the target receptacle in the corner.

the effects of blowing on the state of the environment. As a result, a blowing policy must continually sense the environment and adapt to unexpected changes in a closed-loop manner. Similarly, fine-grained control is required to blow objects towards a target, and the slightest misstep can have large unintended consequences (e.g., scattering objects already in a pile). Finally, the complexity of achieving a target state using only air flow requires long-range planning. For example, a policy might first move the robot to a strategic location with the blower off (so as not to scatter objects unintentionally), and only then turn the blower on to move objects towards the target.

In this paper, we investigate whether a mobile robot equipped with a blower can learn to move scattered objects into a receptacle (Fig. 1). We use deep reinforcement learning (deep RL) to train a robot to perform a sequence of movement and blowing actions, with rewards for moving objects into the receptacle and partial rewards for moving them closer. In each step, the robot receives an image observation of its local environment and uses spatial action maps [6] (Fig. 2) to select its next action, where each action consists of a position to move to along with an action type (e.g., `move-without-blowing` or `turn-while-blowing`). We train all policies in simulation and test them directly in the real world without fine-tuning.

In initial experiments, we found that the standard spatial action maps framework fails to learn effective policies in settings that require both long-term planning and fine-grained control. To address this issue, we present a multi-frequency version of spatial action maps in which n separate subpolicies are trained to operate together at different interleaved frequencies. For example, if $n = 2$, the top-level subpolicy executes an action, then the second-level subpolicy executes k actions in a row, and the pattern repeats. For each action, rewards are assigned to the subpolicy that chose it, and to all subpolicies operating at lower frequencies. This setup is different from related approaches in hierarchical learning,

¹Princeton University, ²Google, ³Columbia University

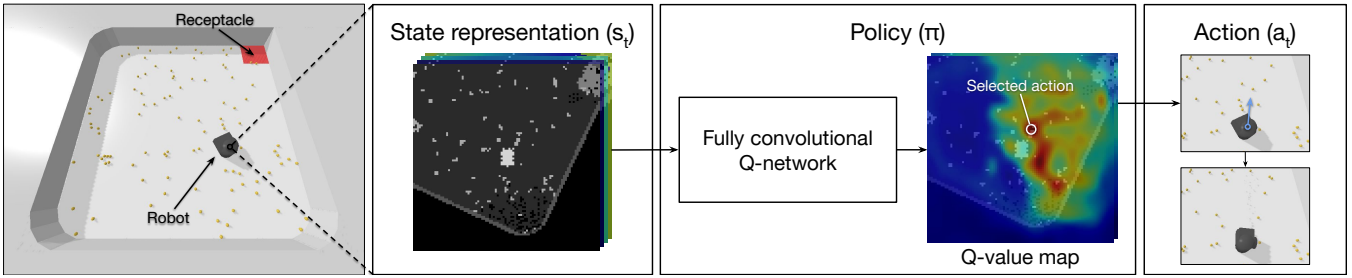


Fig. 2. **Spatial action maps.** We use the spatial action maps framework [6] for our learned policies. Here we show a single step of policy execution. The policy network, which is represented by a fully convolutional Q-network, takes in an image-based state representation and outputs a dense Q-value map, from which the best action is selected.

since all subpolicies have the same inputs and the same potential actions. We rely upon the frequency differences and reward assignments to encourage serendipitous specialization and collaboration between levels rather than hand-crafting different action spaces or prescribing subgoals for different levels.

In experiments with multi-frequency policies in both simulation and real-world settings (Fig. 1), we find that robots can indeed be trained to blow scattered objects into a receptacle, and that these robots are more efficient at the task than ones that use pushing or a single frequency. In real-world experiments, we find that our simulation-trained policies transfer well to the real environment, and can generalize to novel objects of different sizes and shapes. For qualitative video results, please see our supplementary material at <https://learning-dynamic-manipulation.cs.princeton.edu>.

II. RELATED WORK

Pneumatic non-prehensile manipulation. Blowing is a form of pneumatic non-prehensile manipulation [7], [8] as well as a form of dynamic manipulation [9], [10], [11], [12], [13] in which the manipulator uses aerodynamic forces to effect change on the physical world. Early work in this area used distributed air flow to manipulate planar objects for conveyance systems [14], [15] (*e.g.*, semiconductor wafers, biscuits) or to keep rectangular objects in equilibrium [16]. Air flow or pneumatic systems have also been used for sphere sorting [2], levitation [17], [18], manipulating sliced fruit and vegetables [3], and manipulating non-rigid materials [4] such as garments [5], [13], woven fabric [19], and paper [20]. However, these systems have only been demonstrated in highly controlled laboratory or industrial settings, and do not support mobile manipulation of arbitrary objects scattered throughout an environment.

Multi-frequency control. There has also been extensive research in incorporating compositional temporal structure for multi-frequency robot control: from constructing a hierarchical abstraction of control primitives, to combining them with reinforcement learning. Early work in this area includes Dynamic Movement Primitives (DMPs) [21], [22], [23], [24], [25], [26], which use attractor dynamics to produce stable units of control that are sequenced or blended together to perform downstream tasks with imitation learning. DMPs

have also since been extended and used within hierarchical reinforcement learning (RL) using the options framework [27], [28], [29], [30], where they are formulated as pretrained low-level skills that are composed hierarchically by having a high-level policy choose between primitive actions or pretrained skills [31].

Hierarchical reinforcement learning. Within hierarchical RL, there also exists a class of compositional methods in which a high-level policy issues commands to be executed by a low-level policy. The commands can be specified by learned latent representations [32], [33], [34]), low-level control parameters [35], [36], [37], [38], or subgoals, which can be hand-designed [39], task-specific locations [40], [41], [42], [43], [44], [45], [46], target object states [47], [48], [49]), or target states in a learned latent space [50], [51], [52]. In contrast to these works, our multi-frequency system uses no explicit skills, commands, or subgoals. Our subpolicies operate at different frequencies, but they select from the same set of primitive actions, and there is no explicit communication from the high-level to low-level. Nevertheless, division of labor between subpolicies in our system emerges serendipitously during training.

Different approaches also differ in their training regimens. Systems can be trained stage-wise, where the controllers operating at the highest frequencies (*e.g.*, for control primitives) are first trained and then frozen when training the high-level policies [53], [31], [40], [33], [44], [43], [54], or all controllers and policies can be trained simultaneously [55], [48], [45]. While the high-level policy typically gets its learning signal from the environment, the low level controller can be pretrained with custom proxy rewards such as robot velocity or grasp success [53], [33], intrinsic rewards for successfully following goals [39], [51], [49], [52], [44], or even no explicit reward [56]. In contrast, we train all subpolicies together at the same time, and rely on the different frequencies that they execute with, as well as the different rewards they receive, to learn specialization as an emerging behavior.

III. METHOD

We investigate how to train a robot equipped with a blower to move scattered objects to a target receptacle. At each execution step (Fig. 2), the robot receives a new image observation of its local environment, uses online mapping to generate a state representation, and then selects the next

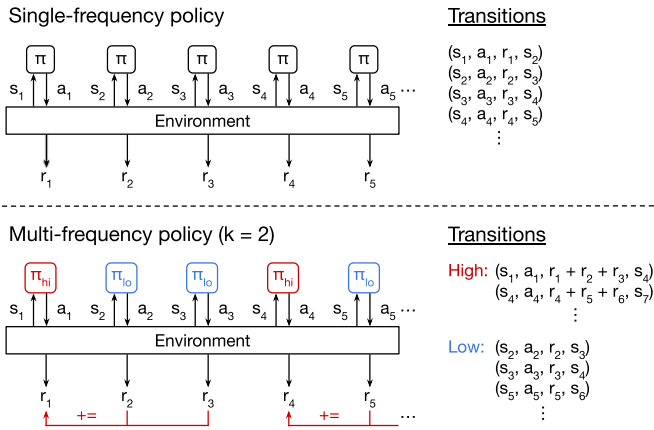


Fig. 3. **Single-frequency vs. multi-frequency.** In our multi-frequency framework, the low-level (high-frequency) subpolicy runs for k consecutive steps after every high-level (low-frequency) subpolicy step. There is no explicit communication between subpolicies. However, rewards from the low-level steps are accumulated and given to the high level.

action using spatial action maps [6]. Unlike in previous systems, the learned policy is multi-frequency: it passes control of execution through an interleaved set of subpolicies executing at different frequencies. These subpolicies are all trained together end-to-end, as described in Sec. III-B.

A. Reinforcement Learning Framework

We model our task using a Markov decision process (MDP). Given state s_t at time t , the agent follows policy π and takes action $a_t = \pi(s_t)$, receiving reward r_t while entering new state s_{t+1} . We train our policies using deep Q-learning (DQN) [57], where the goal is to find an optimal policy π^* that selects actions to maximize the discounted sum of future rewards $Q(s_t, a_t) = \sum_{i=t}^{\infty} \gamma^{i-t} r_i$, typically referred to as the Q-function. We follow DQN and approximate the Q-function using a neural network (Q-network), and use a policy that greedily selects actions to maximize the Q-function: $\pi(s_t) = \arg \max_{a_t} Q_{\theta}(s_t, a_t)$, where θ refers to the parameters of the Q-network. We use the double DQN variant [58] with smooth L1 loss. Formally, at each training iteration i , we minimize $\mathcal{L}_i = |r_t + \gamma Q_{\theta^-}(s_{t+1}, \arg \max_{a_{t+1}} Q_{\theta_i}(s_{t+1}, a_{t+1})) - Q_{\theta_i}(s_t, a_t)|$, where (s_t, a_t, r_t, s_{t+1}) is a transition uniformly sampled at random from the replay buffer, and θ^- refers to the parameters of the DQN target network.

B. Multi-Frequency Reinforcement Learning

We formulate multi-frequency reinforcement learning as a multi-level optimization problem, where each level has its own execution frequency (Fig. 3). We impose a temporal frequency where k low-level steps are taken per high-level step. For example, a simple 2-level policy might execute 4 low-level steps for every high-level step ($k = 4$). For multi-level policies with more than 2 levels, we specify k between every pair of consecutive frequency levels. A sequence of actions begins with a high-level step, followed by k steps at the next level, and so on, before returning control back to the high level.

We model each frequency level of the policy using a separate MDP, and train a separate subpolicy for each. There is no explicit communication between levels, but we encourage the levels to work together via a learning signal that passes rewards from lower to higher levels. In other words, each subpolicy gets all of the rewards given to higher-frequency (lower-level) policies since the last time it was run.

For example, suppose there are two levels lo and hi , whose Q-network parameters are θ_{lo} and θ_{hi} . If we were executing the low-level policy, at time t and in state s_t , then we would take action $a_t = \arg \max_a Q_{\theta_{lo}}(s_t, a)$, enter new state s_{t+1} , and receive reward r_t . If we were instead executing the high-level policy, we would first take one action following the high-level policy, *i.e.*, $a_t = \arg \max_a Q_{\theta_{hi}}(s_t, a)$. We would then take k consecutive actions following the low-level policy, *i.e.*, $a_{t+i} = \arg \max_a Q_{\theta_{lo}}(s_{t+i}, a)$ for $i = 1$ through k . We would end up in state s_{t+k+1} , and the high-level policy would receive the reward of all $k+1$ steps, $\sum_{i=0}^k r_{t+i}$. This includes not only the reward for its own action, but also the low-level rewards that the action enabled.

C. State and Action Representations

Both our state and action representations are based on spatial action maps [6], which have been shown to achieve strong performance for discrete vision-based mobile manipulation tasks. The state representation consists of an egocentric local overhead map along with additional spatially-aligned maps that are useful to the agent. These local maps, represented as image channels, are oriented with the agent in the center, and in our system consist of: (i) an overhead map of the environment, (ii) an agent map encoding the pose of the agent, (iii) a map encoding the shortest path distance to the receptacle, and (iv) a map encoding the shortest path distance from the agent.

In particular, these local maps are constructed by taking oriented crops of global maps, which the agent gradually builds as it moves around the environment. The agent starts with a blank map and must learn to seek out unexplored regions of the environment. As in Wu et al. [6], we simulate this online mapping process by affixing a simulated forward-facing RGB-D camera to the agent inside a PyBullet simulator. These cameras capture partial observations of the environment, which are fused with prior observations to construct a global overhead map and occupancy map. Note that the partial observability means the maps may contain outdated information, and the agent must learn to handle this uncertainty.

Our action space is a multi-channel pixel map, where each pixel represents a different action conditioned on its corresponding location in the environment. The blowing robot uses two channels, one representing pure movement to a navigational endpoint (`move-without-blowing`), and a second representing (depending on the experiment) either turning (without translation) towards the selected location or moving to the location, all while blowing (`turn-while-blowing` and `move-while-blowing`). The pushing robot uses only the first channel, and serves

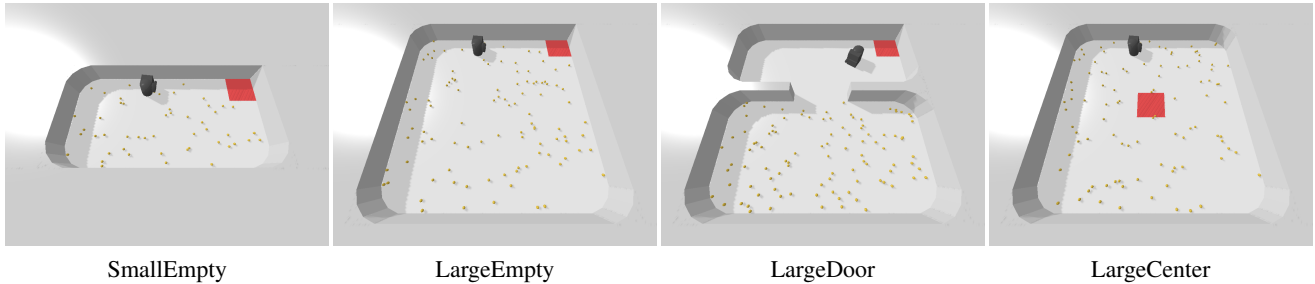


Fig. 4. **Environments.** We run experiments across several different environments. The first three involve moving objects to a receptacle in the corner, possibly around obstacles (LargeDoor), while the fourth (LargeCenter) requires moving objects to a receptacle in the center.

as our baseline. As in Wu et al. [6], all pixel maps are spatially aligned with the state representation, which allows learning policies that anchor their Q-values on visual features of the scene. We choose an action greedily by computing the $\arg\max$ across all channels in the action space, and then execute it using one of the following movement primitives: (i) a turning primitive which simply turns in place to face the selected location, and (ii) moving primitive which follows the shortest path (computed using the agent’s occupancy map) to the selected location.

D. Implementation Details

Simulation environments. We train all policies in environments built with PyBullet [59], where we simulate blowing by shooting small invisible spherical particles out of the blower. The particles are able to move objects in the environments using PyBullet’s contact dynamics.

Network architecture. We use a ResNet-18 [60] backbone for our Q-function, which we transformed into a fully convolutional network [61] by removing the AvgPool and fully connected layers and adding three 1×1 convolution layers interleaved with bilinear upsampling layers. We include BatchNorm layers after all convolution layers.

Rewards. We give three types of rewards for training reinforcement learning: (i) a success reward of +1 whenever an object enters the receptacle, (ii) distance-based partial rewards or penalties whenever an object is moved closer to or further away from the receptacle, and (iii) a collision penalty of -0.25 whenever the robot hits a wall or an obstacle.

Exploration. We run a random policy at the beginning of training for a small number of environment timesteps (1/40 of total) to fill up the replay buffer with some initial transitions before we begin training the policy. We follow DQN and use ϵ -greedy exploration, with the exploration fraction linearly annealed from 1 to 0.01 during the first 1/10 of the training.

Training details. We train all policies using SGD for 20k iterations, with batch size 32, learning rate 0.01, momentum 0.9, and weight decay 0. Gradient norms are clipped to 100 during training. We use a replay buffer of size 10k, a constant discount factor of $\gamma = 0.75$, and a target network update frequency of 1,000 SGD iterations. For

single-frequency policies, we use a train frequency of 4, in which the environment is run for 4 timesteps for every SGD iteration. For multi-frequency policies, we set the train frequency to be the number of lowest level steps per highest level (k for 2-level policies and k^2 for 3-level policies). This ensures that the training pace is one SGD step per high-level step. Episodes end after all objects have been removed from the environment, or after 100 consecutive steps in which no object has made it into the receptacle. Training takes approximately 6 hours on a single Nvidia Titan Xp GPU, but can vary depending on the train frequency.

IV. EXPERIMENTS

We ran a series of experiments to evaluate how well our proposed methods learn to blow objects into a receptacle in simulated and real-world environments. Unless otherwise specified, experiments were conducted with robots that have a choice between two types of possible actions at each step: `move-without-blowing` and `turn-while-blowing`. These actions were available equally to all levels of the policy.

We ran experiments in four different environments (see Fig. 4), each with its own unique challenges, such as moving objects around obstacles (LargeDoor) or towards a center receptacle (LargeCenter). We initialize the episodes with 50 objects for SmallEmpty and 100 objects for the others. For each experiment, we trained 5 policies (5 runs), and then ran each policy for 20 evaluation episodes. We count the average number of objects moved into the receptacle over time across the evaluation episodes, and report the mean and standard deviation across the 5 training runs.

A. Simulation Experiments

Blowing vs. pushing. Our first experiment tests the performance of robots that can blow objects in comparison to ones that can only push them. We train separate policies for each with the same framework, but give the pushing robots $3\times$ more training steps than blowing to give them every advantage. We also disable the collision penalty for the pushing robots so as to not disadvantage pushing along walls. The results in Fig. 5 show plots of the numbers of objects moved into the receptacle at different numbers of simulation steps within an episode. They show that blowing is significantly more efficient than pushing, whether trained with a multi-frequency or single-frequency policy. In SmallEmpty (top

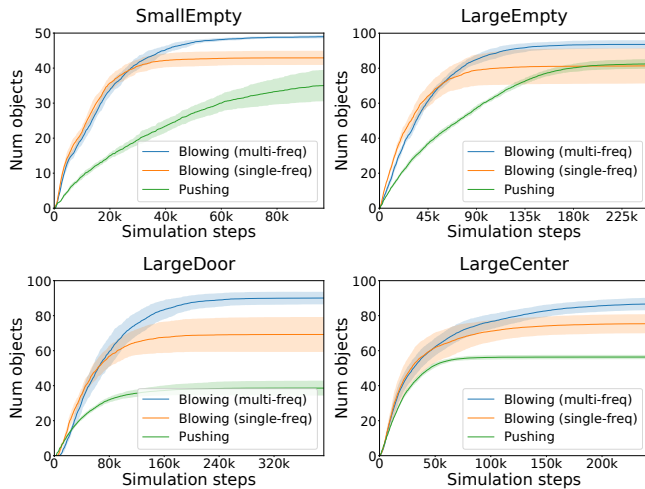


Fig. 5. **Blowing vs. pushing efficiency.** These evaluation curves show the number of objects cleaned up over an episode in each of the four environments we used. We can see from the steepness of the curves that blowing (blue and orange) is much more efficient than pushing (green).

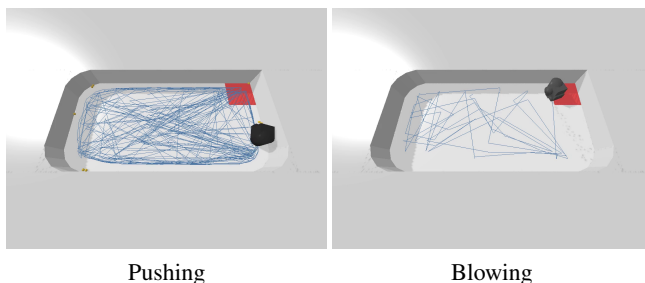


Fig. 6. **Blowing vs. pushing trajectories.** The blue lines show movement trajectories over an evaluation episode. We can clearly see that the blowing robot is much more efficient than the pushing robot. We also see that the pushing robot tends to ignore objects near the walls as their small size makes them difficult to push, whereas the blowing robot has no trouble with them.

left plot), for example, the blowing robots “clean up” objects around twice as fast as the pushing ones. The reason for the difference can be seen clearly in the movement trajectories visualized in Fig. 6. The blowing robot hardly has to move at all, even in the presence of obstacles (LargeDoor), while the pushing robot has to move into every corner and along every wall to move the objects. In the LargeCenter environment, objects sitting along the edges and corners need to be moved towards the center. The blowing robot can easily handle this by blowing the objects out, whereas the pushing robot has a much harder time.

Multi-frequency vs. single-frequency. Our second experiment compares the proposed 2-level multi-frequency policy with a single-frequency one. Both policies are trained with a frequency of 4 environment steps per SGD step to make the comparison fair. We show the differences in performance in Fig. 5 and Tab. I. We find that both policies have similar initial performance, but the flat policies get stuck near the ends of episodes, repeatedly blowing at empty space. We believe that this is due to inefficient learning caused by the imbalance in frequencies for effective movement and

TABLE I
MULTI-FREQUENCY VS. SINGLE-FREQUENCY

Environment	Single-frequency	Multi-frequency
SmallEmpty	42.92 \pm 2.02	49.01 \pm 0.48
LargeEmpty	81.34 \pm 10.04	93.59 \pm 2.41
LargeDoor	69.25 \pm 9.99	90.08 \pm 3.59
LargeCenter	75.44 \pm 5.44	87.01 \pm 3.64

TABLE II
EMERGENT SPECIALIZATION IN POLICY LEVELS

Level	move-without-blowing	turn-while-blowing
High	89.2%	10.8%
Low	17.7%	82.3%

blowing actions: in good policies, blowing is more frequent than movement. The multi-frequency policies use separate subpolicies with different execution frequencies, and are able to learn actions matched to those frequencies during training, thus resulting in better performance.

This emergent specialization within the two subpolicies of a trained multi-frequency policy can be seen in Tab. II, which shows representative action frequencies for the blowing robot in the SmallEmpty environment. We see that the high level learns to execute move-without-blowing actions predominantly (89.2%), whereas the low level learns to execute mainly turn-while-blowing actions (82.3%). This specialization corresponds to a strategy of repeatedly moving to a good location and then turning/blowing from there for a while (see videos in supplementary materials). While this strategy seems intuitive, it was not hand-crafted: both the low and high levels have the same sets of possible actions available to them. The only difference is that the low level is executed more frequently, and when combined with our reward structure, this difference leads to the emerging behavior of specialization.

Three-level vs. two-level. Our third experiment investigates whether multi-frequency policies with three levels are better than ones with two. The results are shown for policies with $k = 4$ at all levels in Tab. III. We find that the three-level policies generally perform slightly better, but require longer training times.

Blowing force. Our fourth experiment investigates the effect of blowing force magnitude on performance. We train policies where the blower strength is adjusted, varying the blowing force from 0.2 to 0.65 (where 0.35 is used in other

TABLE III
THREE-LEVEL VS. TWO-LEVEL

Environment	2-level	3-level
SmallEmpty	49.01 \pm 0.48	49.22 \pm 0.34
LargeEmpty	93.59 \pm 2.41	96.57 \pm 1.51
LargeDoor	90.08 \pm 3.59	91.97 \pm 2.78
LargeCenter	87.01 \pm 3.64	85.48 \pm 3.83

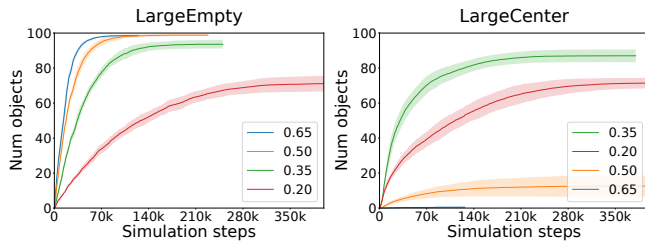


Fig. 7. **Blowing force.** We run an experiment where we vary the strength of the blower. We find that a stronger blower helps if the receptacle is in the corner, but hurts if the receptacle is in the center.

TABLE IV
OTHER BLOWING SETUPS

Environment	Side blower		Moving blower	
	Single-freq.	Multi-freq.	Single-freq.	Multi-freq.
SmallEmpty	43.64 ± 2.42	48.36 ± 0.32	49.62 ± 0.25	49.21 ± 0.59
LargeEmpty	78.33 ± 10.27	89.78 ± 4.99	98.27 ± 1.20	98.52 ± 1.16
LargeDoor	60.92 ± 12.52	76.32 ± 7.25	88.78 ± 5.85	92.66 ± 2.12
LargeCenter	54.15 ± 2.70	67.73 ± 1.59	86.71 ± 7.08	90.58 ± 3.25

experiments). The results are shown in Fig. 7. We find that when the receptacle is in the corner (LargeEmpty), a stronger blower is able to complete the task more quickly since it can move the objects a longer distance with each action. However, when the receptacle is in the center (LargeCenter), a blower that is too strong is unable to control the motion of objects well enough to get them into the receptacle. A moderate strength (0.35) provides a nice balance, as shown in other experiments. However, to get the best of both worlds, perhaps the policy could learn to vary the blowing strength in future work.

Other blowing setups. Our fifth experiment investigates how different blowing setups affect performance on the blowing task. We consider two variants: (i) a “side blower” robot, where the only difference from the base setup is that the blower points to the right side rather than forward, and (ii) a “moving blower” robot that is able to move with its blower on (*i.e.*, it uses the `move-while-blowing` action channel instead of `turn-while-blowing`). The results are shown in Tab. IV. We find that in these alternative setups, the robot can still learn to do the task effectively. The multi-frequency policies outperform the single-frequency ones for the side blower, but the difference is not as large for the moving blower. We conjecture that the specialization enabled by multi-frequency RL is less necessary to get good performance in simpler setups.

B. Real-World Experiments

To test how well our policies generalize to the real world, we run our best policies from simulation on a real robot. We use an Anki Vector robot equipped with a simple forward-facing battery-powered air blower attached to its articulated arm (Fig. 1). We place the robot into an environment with orange colored spheres and a square region serving as the receptacle.




Fig. 8. **Emergent behavior.** We observe a strategy in which the robot blows into a corner and uses the reflected air flow to move objects out. This behavior was learned in simulation, but transfers successfully to the real robot without fine-tuning.

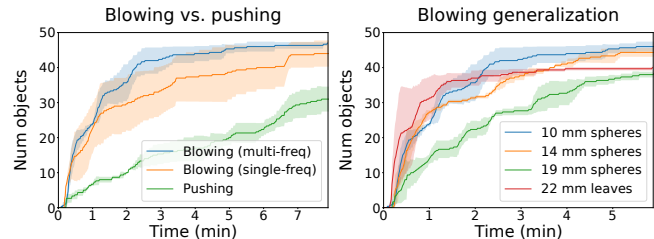



Fig. 9. **Real-world experiments.** Here we show evaluation curves for our real-world experiments. On the left, we compare blowing and pushing. On the right, we look at how well our policy generalizes to novel objects.

To handle the sim-to-real transfer, we mimic the real-world setup in simulation (for the SmallEmpty environment), with the simulated robot and blower calibrated against the real ones. We use fiducial markers to track the robot’s pose, which we mirror inside the simulation. For the scattered objects, we use an overhead camera along with simple thresholding in HSV color space to generate a segmentation mask of the objects. This mask is used to generate an appropriate observation inside the simulation for the agent’s simulated online mapping. Note that no pose estimation for the objects is necessary, as the policy is trained on an image-based state representation. We execute the policies trained in simulation directly on the real robots with no fine-tuning.

Qualitative results. Fig. 8 shows an example result of running the Anki robots in a real-world replica of the SmallEmpty environment. The figure illustrates how one of the interesting emergent behaviors learned in simulation can transfer to the real world: by blowing against a wall while turning, the robot is able to dislodge objects from corners. For qualitative video results, please see our supplementary material at <https://learning-dynamic-manipulation.cs.princeton.edu>.

Blowing vs. pushing. We ran an experiment to perform a quantitative comparison between blowing and pushing in the real world. Specifically, we ran the blowing and pushing policies in the real-world replica of the SmallEmpty environment and recorded the number of objects moved into the receptacle as a function of elapsed time. We ran 3 evaluation episodes for each policy and show the mean and standard deviation across the episodes in the left plot of Fig. 9. The results are comparable to those for SmallEmpty obtained in simulation in Fig. 5. The multi-frequency blowing policy is able to get over 40 objects by the 3 minute mark, whereas the pushing policy has gotten less than 20 by that point.



10 mm spheres 14 mm spheres 19 mm spheres 22 mm leaves

Fig. 10. **Real-world objects.** We test how well our trained policy generalizes to novel objects with different sizes and shapes. Our policies were trained in simulation with 10 mm spherical objects (left), and tested in the real environment with the other objects shown.

Generalization to novel objects. We also investigate whether policies trained in simulation on one type of object (10 mm spheres) can generalize (with no fine-tuning) to real-world objects with different sizes and shapes. Specifically, we test our policy on spheres of different sizes and leaves with irregular shapes (see Fig. 10). For each novel object, the only change we make to the system is adjustment of HSV thresholding values to accommodate the object’s color. Since our policy takes in an image-based state representation, policies trained on one object can be directly used for other objects without retraining.

The results of the experiment are in the right plot of Fig. 9. When testing with larger objects, we find that the task takes longer to complete. Since the larger objects are heavier, they do not travel as far when blown, so they require more actions to be moved the same distance. However, the system is still able to complete the task for all of the novel objects. The system is even able to generalize well to loose maple leaves. Due to their light weight, we find that the performance is very good at the beginning of each episode since the leaves move a very large distance when blown. However, some leaves are blown out of the environment, which is why the curve flattens out.

V. DISCUSSION AND FUTURE WORK

In this work, we present a mobile robot system that uses pneumatic blowing, a form of dynamic non-prehensile manipulation, to efficiently move scattered objects into a target receptacle. Pneumatic mobile manipulation presents new challenges in dealing with the chaotic nature of aerodynamic forces: from requiring high-level spatial reasoning, to maintaining low-level fine-grained control. Experiments show that multi-frequency spatial action maps are well-equipped to discover new multi-level policy representations for learning such tasks with end-to-end deep reinforcement learning. This multi-frequency strategy not only outperforms the single-frequency baseline, but also results in naturally emerging specialization and collaboration between different levels of subpolicies.

Our system is an initial step towards investigating how learned multi-frequency end-to-end policies can leverage new forms of dynamic manipulation to effect change in the physical world. However, its limitations also give rise to avenues for future work. For example, in this work, while our policies do not rely on hand-crafted specializations, they only have up to 3 levels. Drawing analogues to over-parameterizing the number of convolutional layers (and hence kernel hierarchy)

within convolutional networks, future work might explore over-parameterizing the number of levels in multi-frequency policies (which may synergize in particular with spatial action maps).

Additionally, we tested our policies with only a small set of light objects. Further expanding the range of object geometries and weights could widen the types of dynamics observed, and may lead to further interesting insights that fortify our system’s connection to real world applications (e.g., clearing debris).

Finally, we investigated only one family of pneumatic non-prehensile manipulation tasks – blowing objects into a receptacle. In future work it would be interesting to investigate what other tasks can benefit from pneumatic manipulation.

ACKNOWLEDGMENTS

We thank Naomi Leonard, Anirudha Majumdar, Naveen Verma, Yen-Chen Lin, Kevin Zakka, and Rohan Agrawal for fruitful technical discussions. This work was supported by Princeton School of Engineering, as well as NSF under IIS-1815070 and DGE-1656466.

REFERENCES

- [1] G. J. Laurent and H. Moon, “A survey of non-prehensile pneumatic manipulation surfaces: principles, models and control,” *Intelligent Service Robotics*, vol. 8, no. 3, pp. 151–163, 2015.
- [2] A. Becker, R. Sandheinrich, and T. Bretl, “Automated manipulation of spherical objects in three dimensions using a gimbaled air jet,” in *2009 IEEE/RSJ International Conference on Intelligent Robots and Systems*, 2009.
- [3] S. Davis, J. Gray, and D. G. Caldwell, “An end effector based on the bernoulli principle for handling sliced fruit and vegetables,” *Robotics and Computer-Integrated Manufacturing*, vol. 24, no. 2, pp. 249–257, 2008.
- [4] F. Erzincanli, J. Sharp, and S. Erhal, “Design and operational considerations of a non-contact robotic handling system for non-rigid materials,” *International Journal of Machine Tools and Manufacture*, vol. 38, no. 4, pp. 353–361, 1998.
- [5] B. Ozelcik and F. Erzincanli, “A non-contact end-effector for the handling of garments,” *Robotica*, vol. 20, no. 4, pp. 447–450, 2002.
- [6] J. Wu, X. Sun, A. Zeng, S. Song, J. Lee, S. Rusinkiewicz, and T. Funkhouser, “Spatial action maps for mobile manipulation,” in *Proceedings of Robotics: Science and Systems (RSS)*, 2020.
- [7] K. M. Lynch and T. D. Murphey, “Control of nonprehensile manipulation,” in *Control problems in robotics*. Springer, 2003, pp. 39–57.
- [8] M. T. Mason, “Progress in nonprehensile manipulation,” *The International Journal of Robotics Research*, vol. 18, no. 11, pp. 1129–1141, 1999.
- [9] M. T. Mason and K. M. Lynch, “Dynamic manipulation,” in *Proceedings of 1993 IEEE/RSJ International Conference on Intelligent Robots and Systems (IROS’93)*, vol. 1. IEEE, 1993, pp. 152–159.
- [10] C. Wang, S. Wang, B. Romero, F. Veiga, and E. Adelson, “Swingbot: Learning physical features from in-hand tactile exploration for dynamic swing-up manipulation,” in *2020 IEEE/RSJ International Conference on Intelligent Robots and Systems (IROS)*. IEEE, 2020, pp. 5633–5640.
- [11] A. Zeng, S. Song, J. Lee, A. Rodriguez, and T. Funkhouser, “Tossingbot: Learning to throw arbitrary objects with residual physics,” *IEEE Transactions on Robotics*, 2020.
- [12] H. Ha and S. Song, “Flingbot: The unreasonable effectiveness of dynamic manipulation for cloth unfolding,” *arXiv preprint arXiv:2105.03655*, 2021.
- [13] Z. Xu, C. Chi, B. Burchfiel, E. Cousineau, S. Feng, and S. Song, “Dextairity: Deformable manipulation can be a breeze,” *arXiv preprint arXiv:2203.01197*, 2022.

- [14] S. Konishi, Y. Mizuguchi, and K. Ohno, "Development of a non-contact conveyance system composed of distributed nozzle units," in *1999 7th IEEE International Conference on Emerging Technologies and Factory Automation. Proceedings ETFA'99 (Cat. No. 99TH8467)*, vol. 1. IEEE, 1999, pp. 593–598.
- [15] J. Reed and S. Miles, "High-speed conveyor junction based on an air-jet floatation technique," *Mechatronics*, vol. 14, no. 6, pp. 685–699, 2004.
- [16] J. Luntz and H. Moon, "Distributed manipulation with passive air flow," in *Proceedings 2001 IEEE/RSJ International Conference on Intelligent Robots and Systems. Expanding the Societal Role of Robotics in the the Next Millennium (Cat. No. 01CH37180)*, vol. 1. IEEE, 2001, pp. 195–201.
- [17] J. M. Escano, M. G. Ortega, and F. R. Rubio, "Position control of a pneumatic levitation system," in *2005 IEEE Conference on Emerging Technologies and Factory Automation*, vol. 1. IEEE, 2005, pp. 6–pp.
- [18] P. C. Nordine and R. M. Atkins, "Aerodynamic levitation of laser-heated solids in gas jets," *Review of Scientific Instruments*, vol. 53, no. 9, pp. 1456–1464, 1982.
- [19] B. Ozcelik and F. Erzincanli, "Examination of the movement of a woven fabric in the horizontal direction using a non-contact end-effector," *The International Journal of Advanced Manufacturing Technology*, vol. 25, no. 5, pp. 527–532, 2005.
- [20] D. Biegelsen, A. Berlin, P. Cheung, M. Fromherz, D. Goldberg, W. Jackson, B. Preas, J. Reich, and L. Swartz, "Airjet paper mover," in *Presented at SPIE Int. Symposium on Micromachining and Microfabrication*, vol. 4176, 2000, p. 11.
- [21] A. J. Ijspeert, J. Nakanishi, H. Hoffmann, P. Pastor, and S. Schaal, "Dynamical movement primitives: learning attractor models for motor behaviors," *Neural computation*, vol. 25, no. 2, pp. 328–373, 2013.
- [22] M. Prada, A. Remazeilles, A. Koene, and S. Endo, "Dynamic movement primitives for human-robot interaction: comparison with human behavioral observation," in *2013 IEEE/RSJ International Conference on Intelligent Robots and Systems*. IEEE, 2013, pp. 1168–1175.
- [23] K. Mülling, J. Kober, O. Kroemer, and J. Peters, "Learning to select and generalize striking movements in robot table tennis," *The International Journal of Robotics Research*, vol. 32, no. 3, pp. 263–279, 2013.
- [24] C.-A. Cheng, M. Mukadam, J. Issac, S. Birchfield, D. Fox, B. Boots, and N. Ratliff, "Rmpflow: A computational graph for automatic motion policy generation," in *International Workshop on the Algorithmic Foundations of Robotics*. Springer, 2018, pp. 441–457.
- [25] G. Maeda, M. Ewerton, T. Osa, B. Busch, and J. Peters, "Active incremental learning of robot movement primitives," in *Conference on Robot Learning*. PMLR, 2017, pp. 37–46.
- [26] M. Saveriano, F. J. Abu-Dakka, A. Kramberger, and L. Peternel, "Dynamic movement primitives in robotics: A tutorial survey," *arXiv preprint arXiv:2102.03861*, 2021.
- [27] C. Daniel, G. Neumann, and J. Peters, "Hierarchical relative entropy policy search," in *Artificial Intelligence and Statistics*. PMLR, 2012, pp. 273–281.
- [28] F. Stulp, E. A. Theodorou, and S. Schaal, "Reinforcement learning with sequences of motion primitives for robust manipulation," *IEEE Transactions on robotics*, vol. 28, no. 6, pp. 1360–1370, 2012.
- [29] S. Parisi, H. Abdulsamad, A. Paraschos, C. Daniel, and J. Peters, "Reinforcement learning vs human programming in tetherball robot games," in *2015 IEEE/RSJ International Conference on Intelligent Robots and Systems (IROS)*. IEEE, 2015, pp. 6428–6434.
- [30] R. S. Sutton, D. Precup, and S. Singh, "Between mdps and semi-mdps: A framework for temporal abstraction in reinforcement learning," *Artificial intelligence*, 1999.
- [31] C. Tessler, S. Givony, T. Zahavy, D. Mankowitz, and S. Mannor, "A deep hierarchical approach to lifelong learning in minecraft," in *Proceedings of the AAAI Conference on Artificial Intelligence*, 2017.
- [32] N. Heess, G. Wayne, Y. Tassa, T. Lillicrap, M. Riedmiller, and D. Silver, "Learning and transfer of modulated locomotor controllers," *arXiv preprint arXiv:1610.05182*, 2016.
- [33] T. Haarnoja, K. Hartikainen, P. Abbeel, and S. Levine, "Latent space policies for hierarchical reinforcement learning," in *International Conference on Machine Learning*, 2018.
- [34] L. Wang, Y. Xiang, and D. Fox, "Hierarchical policies for cluttered-scene grasping with latent plans," *arXiv preprint arXiv:2107.01518*, 2021.
- [35] S. Schaal, "Dynamic movement primitives—a framework for motor control in humans and humanoid robotics," in *Adaptive motion of animals and machines*, 2006.
- [36] F. Stulp and S. Schaal, "Hierarchical reinforcement learning with movement primitives," in *2011 11th IEEE-RAS International Conference on Humanoid Robots*, 2011.
- [37] S. Bahl, M. Mukadam, A. Gupta, and D. Pathak, "Neural dynamic policies for end-to-end sensorimotor learning," in *Advances in Neural Information Processing Systems*, 2020.
- [38] S. Bahl, A. Gupta, and D. Pathak, "Hierarchical neural dynamic policies," in *Proceedings of Robotics: Science and Systems (RSS)*, 2021.
- [39] T. D. Kulkarni, K. Narasimhan, A. Saeedi, and J. Tenenbaum, "Hierarchical deep reinforcement learning: Integrating temporal abstraction and intrinsic motivation," *Advances in neural information processing systems*, 2016.
- [40] X. B. Peng, G. Berseth, K. Yin, and M. Van De Panne, "Deeploco: Dynamic locomotion skills using hierarchical deep reinforcement learning," *ACM Transactions on Graphics (TOG)*, 2017.
- [41] A. Faust, K. Oslund, O. Ramirez, A. Francis, L. Tapia, M. Fiser, and J. Davidson, "Prm-rl: Long-range robotic navigation tasks by combining reinforcement learning and sampling-based planning," in *2018 IEEE International Conference on Robotics and Automation (ICRA)*, 2018.
- [42] A. Wahid, A. Toshev, M. Fiser, and T.-W. E. Lee, "Long range neural navigation policies for the real world," in *2019 IEEE/RSJ International Conference on Intelligent Robots and Systems (IROS)*, 2019.
- [43] R. E. Wang, J. C. Kew, D. Lee, T.-W. E. Lee, T. Zhang, B. Ichter, J. Tan, and A. Faust, "Model-based reinforcement learning for decentralized multiagent rendezvous," in *Proceedings of the Conference on Robot Learning*, 2020.
- [44] O. Nachum, M. Ahn, H. Ponte, S. S. Gu, and V. Kumar, "Multi-agent manipulation via locomotion using hierarchical sim2real," in *Proceedings of the Conference on Robot Learning*, 2020.
- [45] C. Li, F. Xia, R. Martin-Martin, and S. Savarese, "Hrl4in: Hierarchical reinforcement learning for interactive navigation with mobile manipulators," in *Conference on Robot Learning*, 2020.
- [46] F. Xia, C. Li, R. Martín-Martín, O. Litany, A. Toshev, and S. Savarese, "Relmogen: Leveraging motion generation in reinforcement learning for mobile manipulation," in *Conference on Robot Learning*, 2021.
- [47] M. Stolle and D. Precup, "Learning options in reinforcement learning," in *International Symposium on abstraction, reformulation, and approximation*, 2002.
- [48] A. Levy, G. Konidaris, R. Platt, and K. Saenko, "Learning multi-level hierarchies with hindsight," in *International Conference on Learning Representations*, 2019.
- [49] O. Nachum, S. S. Gu, H. Lee, and S. Levine, "Data-efficient hierarchical reinforcement learning," in *Advances in Neural Information Processing Systems*, 2018.
- [50] J. Morimoto and K. Doya, "Acquisition of stand-up behavior by a real robot using hierarchical reinforcement learning," *Robotics and Autonomous Systems*, 2001.
- [51] A. S. Vezhnevets, S. Osindero, T. Schaul, N. Heess, M. Jaderberg, D. Silver, and K. Kavukcuoglu, "Feudal networks for hierarchical reinforcement learning," in *International Conference on Machine Learning*, 2017.
- [52] A. R. Kreidieh, G. Berseth, B. Trabucco, S. Parajuli, S. Levine, and A. M. Bayen, "Inter-level cooperation in hierarchical reinforcement learning," *arXiv preprint arXiv:1912.02368*, 2019.
- [53] C. Florensa, Y. Duan, and P. Abbeel, "Stochastic neural networks for hierarchical reinforcement learning," in *International Conference on Learning Representations*, 2017.
- [54] A. Camacho, J. Varley, A. Zeng, D. Jain, A. Iscen, and D. Kalashnikov, "Reward machines for vision-based robotic manipulation," in *2021 IEEE International Conference on Robotics and Automation (ICRA)*, 2021.
- [55] K. Frans, J. Ho, X. Chen, P. Abbeel, and J. Schulman, "Meta learning shared hierarchies," in *International Conference on Learning Representations*, 2018.
- [56] B. Eysenbach, A. Gupta, J. Ibarz, and S. Levine, "Diversity is all you need: Learning skills without a reward function," in *International Conference on Learning Representations*, 2019.
- [57] V. Mnih, K. Kavukcuoglu, D. Silver, A. A. Rusu, J. Veness, M. G. Bellemare, A. Graves, M. Riedmiller, A. K. Fidjeland, G. Ostrovski, et al., "Human-level control through deep reinforcement learning," *Nature*, vol. 518, no. 7540, p. 529, 2015.

- [58] H. Van Hasselt, A. Guez, and D. Silver, "Deep reinforcement learning with double q-learning," in *Thirtieth AAAI conference on artificial intelligence*, 2016.
- [59] E. Coumans and Y. Bai, "Pybullet, a python module for physics simulation for games, robotics and machine learning," <http://pybullet.org>, 2016–2021.
- [60] K. He, X. Zhang, S. Ren, and J. Sun, "Deep residual learning for image recognition," in *IEEE Conference on Computer Vision and Pattern Recognition*, 2016, pp. 770–778.
- [61] J. Long, E. Shelhamer, and T. Darrell, "Fully convolutional networks for semantic segmentation," in *IEEE conference on computer vision and pattern recognition*, 2015, pp. 3431–3440.