

# MGDCF: Distance Learning via Markov Graph Diffusion for Neural Collaborative Filtering

Jun Hu<sup>1</sup>, Shengsheng Qian<sup>1,2</sup>, Quan Fang<sup>1,2</sup>, Changsheng Xu<sup>1,2</sup>

<sup>1</sup>National Laboratory of Pattern Recognition, Institute of Automation, Chinese Academy of Sciences

<sup>2</sup>School of Artificial Intelligence, University of Chinese Academy of Sciences

hujunxianligong@gmail.com, {shengsheng.qian, qfang, csxu}@nlpr.ia.ac.cn

## ABSTRACT

Collaborative filtering (CF) is widely used by personalized recommendation systems, which aims to predict the preference of users with historical user-item interactions. In recent years, Graph Neural Networks (GNNs) have been utilized to build CF models and have shown promising performance. Recent state-of-the-art GNN-based CF approaches simply attribute their performance improvement to the high-order neighbor aggregation ability of GNNs. However, we observe that some powerful deep GNNs such as JKNet and DropEdge, can effectively exploit high-order neighbor information on other graph tasks but perform poorly on CF tasks, which conflicts with the explanation of these GNN-based CF research. Different from these research, we investigate the GNN-based CF from the perspective of Markov processes for distance learning with a unified framework named Markov Graph Diffusion Collaborative Filtering (MGDCF). We design a Markov Graph Diffusion Network (MGDN) as MGDCF's GNN encoder, which learns vertex representations by trading off two types of distances via a Markov process. We show the theoretical equivalence between MGDN's output and the optimal solution of a distance loss function, which can boost the optimization of CF models. MGDN can generalize state-of-the-art models such as LightGCN and APPNP, which are heterogeneous GNNs. In addition, MGDN can be extended to homogeneous GNNs with our sparsification technique. For optimizing MGDCF, we propose the InfoBPR loss function, which extends the widely used BPR loss to exploit multiple negative samples for better performance. We conduct experiments to perform detailed analysis on MGDCF. The source code is publicly available at <https://github.com/hujunxianligong/MGDCF>.

## CCS CONCEPTS

• **Information systems** → *World Wide Web*.

## KEYWORDS

Graph Neural Networks, Collaborative Filtering, Recommendation Systems

## 1 INTRODUCTION

Personalized recommendation systems are widely used by Internet applications to select items that can match users' preferences from a large number of candidate items. Collaborative filtering (CF) is a technique used by a lot of personalized recommendation systems. It assumes that if two users A and B are interested in the same item, user B is more likely to have A's preference on a different item than that of a random user. Neural collaborative filtering techniques leverage neural networks to learn vector representations of users

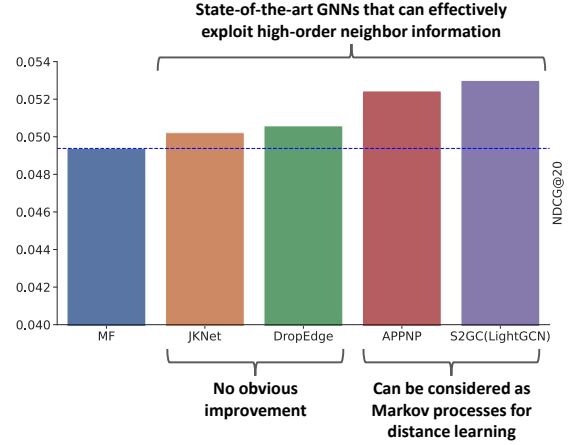


Figure 1: Performance of MF and several 4-layer GNNs on Yelp2018 dataset.

and items based on known user-item interactions, and the similarity between vector representations of users and items can reflect the preference of users on items. Neural collaborative filtering techniques have attracted researchers and engineers from various fields, and they have been used to build personalized recommendation systems for applications such as social networks [5, 28, 31, 32], e-commerce [7, 8, 35], and Micro-video platforms [25, 26].

In recent years, Graph Neural Networks (GNNs) have been utilized to build CF models and they have shown promising performance. Recent state-of-the-art GNN-based CF approaches simply attribute their performance improvement to the high-order neighbor aggregation ability of GNNs. However, we suppose that this should be further discussed since many powerful GNNs such as JKNet and DropEdge, which can effectively take advantage of high-order neighbor information on various tasks, show poor performance on the CF task. Figure 1 reports the performance of Matrix Factorization (MF) [12] and several 4-layer GNNs on the CF task, where MF is a fundamental CF model and the four GNN-based CF models simply extend MF by applying state-of-the-art GNNs on a heterogeneous user-item interaction graph for vertex representation learning. The four GNNs, including JKNet [29], DropEdge [20], APPNP [10], and S<sup>2</sup>GC [34], are powerful deep GNNs that can alleviate the over-smoothing problem to effectively take advantage of high-order neighbors, and S<sup>2</sup>GC is equivalent to the popular state-of-the-art GNN-based CF model LightGCN [3]. However, Figure 1 shows that JKNet and DropEdge show almost the same performance with MF, with only APPNP and S<sup>2</sup>GC(LightGCN) obtaining obvious performance improvements. This suggests that leveraging GNNs that can

effectively exploit high-order neighbors will not necessarily result in superior performance on the CF task. Inspired by [33, 34], we find that GNNs that show superior performance on CF tasks, such as APPNP and  $S^2GC$  (LightGCN), can be considered as Markov processes that learn distances between vertex representations, which may explain their performance improvements.

In this paper, we investigate the GNN-based CF from the perspective of Markov processes for distance learning with a unified framework named Markov Graph Diffusion Collaborative Filtering (MGDCF). To generalize state-of-the-art models such as APPNP and LightGCN, we investigate the Markov processes associated with these models and design a Markov Graph Diffusion Network (MGDN) based on them. To explain MGDN, we show the theoretical equivalence between the output of MGDN and the optimal solution of a distance loss function, which can facilitate the optimization of CF models. In addition, we find that MGDN not only can generalize heterogeneous GNNs such as APPNP and LightGCN, but also can be extended to homogeneous GNNs with a sparsification technique. To optimize MGDCF, we propose the InfoBPR loss by simply extending the widely used Bayesian Personalized Ranking (BPR) loss [18] to support multiple negative samples, which improves the performance of MGDCF.

In summary, the contributions of this paper are as follows:

- We investigate the GNN-based CF from the perspective of Markov processes for distance learning with a unified framework named Markov Graph Diffusion Collaborative Filtering (MGDCF). We design a Markov Graph Diffusion Network (MGDN) as MGDCF’s GNN encoder, which learns vertex representations by trading off two types of distances via a Markov process. We show the theoretical equivalence between MGDN’s output and the optimal solution of a distance loss function, which can facilitate the optimization of CF models.
- MGDN can generalize state-of-the-art models such as LightGCN and APPNP, which are heterogeneous GNNs. In addition, MGDN can be extended to homogeneous GNNs with our sparsification technique.
- For optimizing MGDCF, we propose the InfoBPR loss function, which extends the widely used BPR loss to exploit multiple negative samples for better performance.
- We conduct experiments to investigate how GNNs improve CF models with MGDCF.

## 2 RELATED WORK

### 2.1 Graph Neural Networks

Graph Neural Networks (GNNs) are proposed to perform deep learning on graphs. Early GNNs such as Graph Convolutional Networks (GCNs) [9], Graph Attention Networks (GATs) [23], and GraphSage [2] learn vertex representations by aggregating 1-hop neighbors. These GNNs exploit high-order neighbors via a traditional deep GNN architecture, which simply stacks multiple GNN layers with non-linear activations. However, these models may suffer from the over-smoothing problem when more than two GNN layers are used [1, 6, 9]; therefore, they can not effectively take advantage of high-order neighbor information. JKNet [29] and DropEdge [20] improve these models with skip connections and edge dropout, which

effectively alleviate the over-smoothing problem. Recently, various Graph Diffusion Networks (GDNs) [11] have been proposed to directly deal with neighbors within  $K$  hops ( $K > 1$ ) with one GNN layer, which is more efficient. Many powerful GNN models such as APPNP [10] and  $S^2GC$  [34] are GDNs. With techniques such as Personalized PageRank [16], GDNs can obtain a propagation scheme for high-order neighbors that can avoid over-smoothing.

### 2.2 Neural Collaborative Filtering

Neural networks play an important role in modern collaborative filtering models. SLIM [15] and Multi-VAE [13] utilize linear autoencoders or deep autoencoders to encode known interactions and reconstruct scores of unknown interactions. Matrix factorization (MF) [12] is an essential collaborative filtering approach, which projects users and items as low-dimensional vector representations, and uses the dot product based distances between vector representations to reflect the relevance between users and items. MF can benefit from neural network techniques for efficient learning of vertex representations. Neural Collaborative Filtering (NCF) [4] suggests to replace the dot product with a similarity learned with a multi-layer perceptron (MLP). However, research [19] shows that with a proper hyper-parameter selection, such as a proper coefficient of L2 regularization, a simple dot product substantially outperforms the proposed learned similarities, showing that it is non-trivial to improve MF models with deep neural networks.

With the development of GNN techniques, a lot of GNN-based CF research emerges, which can model the user-item interactions with bipartite graphs and exploit GNNs to learn representations for users and items. GCMC [21] exploits graph convolutional networks to aggregate neighbor information to build an auto-encoder for matrix completion. Pinsage [31] utilizes GNNs to encode both the graph structure and item features. It designs an efficient sampling strategy based on random walk, which enables it to handle large-scale datasets. NGCF [24] is a deep GNN architecture consisting of multiple crafted graph convolutional layers, which can capture the interactions between each vertex and its neighbors. LightGCN [3] is a state-of-the-art GNN-based CF model, which removes the transformation and non-linear activations of graph convolutional layers and can effectively learn vertex representations via message propagation. Unlike these approaches, which focus on GNN architectures, some recent research design advanced loss functions to improve GNN-based CF models. Wu et al. introduce self-supervised graph learning (SGL) techniques into CF models [27] and implement it on the state-of-the-art model LightGCN. SGL relies on graph data augmentation to generate different views for a self-supervised learning (SSL) loss, which can exploit multiple negative samples for optimization. UltraGCN [14] resorts to replace explicit GNN layers with a constraint loss, which can directly approximate the limit of infinite-layer graph convolutions. UltraGCN’s constraint loss also can exploit multiple negative samples.

Different from popular GNN-based CF research such as NGCF and LightGCN, which focus on designing deep GNN architectures to exploit high-order neighbors, we investigate the GNN-based CF from the perspective of Markov processes for distance learning with a unified framework named Markov Graph Diffusion Collaborative Filtering (MGDCF). Our unified framework can generalize

state-of-the-art models such as Light-GCN and APPNP, which are heterogeneous GNNs, and it can also be extended to homogeneous GNNs with our sparsification technique. In addition, we propose InfoBPR to optimize MGDCF, which extends the widely used BPR loss to exploit multiple negative samples for better performance.

### 3 PRELIMINARY

#### 3.1 Problem Definition

We focus on featureless collaborative filtering problems, where the attributes of users and items are unknown and only user-item interaction information is provided. Formally, a heterogeneous user-item interaction graph  $\mathcal{G} = (U \cup V, E)$  is given, where  $U$  and  $V$  denote the set of users vertices and items vertices, respectively, and  $E$  is the set of edges between users and items. Accordingly, we use  $u_i$  and  $v_j$  to denote the  $i_{th}$  user vertex and the  $j_{th}$  item vertex, respectively. In terms of the edge set  $E = \{(u_i, v_j)\}$ , we use  $(u_i, v_j)$  to represent the edges between  $u_i$  and  $v_j$ , where the edges correspond to the observed interactions between users and items. Instead of  $E$ , we employ a sparse adjacency matrix  $\mathcal{M}^{u \rightarrow v} \in \mathbb{R}^{|U| \times |V|}$  to represent edges for computation, where each element  $\mathcal{M}_{ij}^{u \rightarrow v}$  is set to 1 or 0 to denote whether the edge between the user  $u_i$  and the item  $v_j$  is observed. Given  $\mathcal{G}$ , our model aims to predict unobserved interactions (edges) between user vertices and item vertices, which can reflect the potential interest of users.

#### 3.2 Matrix Factorization and GNN-based Collaborative Filtering

Most GNN-based approaches such as LightGCN can be considered as extensions of the Matrix Factorization (MF) approach, which is a simple yet powerful baseline approach. Thus, we first introduce the MF approach. MF aims to embed user and item vertices into a low-dimensional continuous semantic space, where the distance between user and item vertices can reflect users' interests. Formally, MF employs an embedding table  $X \in \mathbb{R}^{N \times d}$  to model the learned low-dimensional features of users and items vertices, where  $N$  is the number of vertices and  $d \ll N$ . In terms of the optimization,  $X$  is randomly initialized and then optimized with a combined loss  $\mathcal{L}_{CF}(X) = \mathcal{L}_{RANK}(X) + \Psi_{L2} \mathcal{L}_{L2}(X)$  during training. The ranking loss  $\mathcal{L}_{RANK}$ , such as Binary Cross-Entropy (BCE) [4] and Bayesian Personalized Ranking (BPR) [18], measures the relevance between users and items based on the dot product of learned embeddings of users and items, where larger dot product result corresponds to higher relevance. In addition, the L2 loss  $\mathcal{L}_{L2}$ , which is multiplied with the L2 coefficient  $\Psi_{L2}$ , is also applied on the vertex representations  $X$ , which is crucial for the performance of MF [19].

MF is extended by GNN-based CF approaches, which aims to learn high-order vertex representations  $Z \in \mathbb{R}^{N \times d}$  by applying a GNN model on the embedding table  $X \in \mathbb{R}^{N \times d}$ . A GNN-based CF model can be represented as follows:

$$Z = f_{GNN}(X, A) \quad (1)$$

where  $f_{GNN}$  denotes the GNN model, and  $A$  is the adjacency matrix of the constructed graph. For optimization, GNN-based approaches employ MF's loss function  $\mathcal{L}_{CF}$  and apply it on the learned high-order vertex representations  $Z$  instead of the embedding table  $X$ ,

that is  $\mathcal{L}_{CF}(Z) = \mathcal{L}_{RANK}(Z) + \Psi_{L2} \mathcal{L}_{L2}(Z)$ . In the official implementations of many GNN-based approaches, the L2 loss  $\mathcal{L}_{L2}$  is usually applied on the GNN's parameters rather than its output  $Z$ . However, we empirically find that these GNN-based models can still achieve competitive performance with  $\mathcal{L}_{L2}$  applied on  $Z$  instead of GNN's parameters. To simplify the analysis, in this paper, we only apply the L2 regularization on  $Z$ .

### 4 METHOD

Figure 2 and 3 show our unified framework named Markov Graph Diffusion Collaborative Filtering (MGDCF). This section first introduces MGDCF's GNN encoder named Markov Graph Diffusion Network (MGDN), which learns vertex representations by trading off two types of distances via a Markov process. Then, we show that MGDN not only can generalize state-of-the-art models such as LightGCN and APPNP, which are heterogeneous GNNs, but also can be extended to homogeneous GNNs with our sparsification technique. Finally, we introduce the InfoBPR loss to optimize MGDCF, which extends the widely used BPR loss to exploit multiple negative samples for better performance.

#### 4.1 Distance Learning with Markov Graph Diffusion Networks

In this section, we first introduce Markov Graph Diffusion Networks (MGDN) and then show how it is related to distance learning.

Our approach is motivated by the fact that GNNs such as APPNP and LightGCN ( $S^2GC$ ) show superior performance on the CF task. Different from JKNet and DropEdge, which adopt a traditional deep GNN architecture that stacks multiple GCN layers to exploit high-order neighbor information, APPNP and LightGCN are Graph Diffusion Networks (GDNs), which directly handle neighbors within  $K$  hops ( $K > 1$ ) with one GNN layer. Formally, a  $K$ -layer GDN can be defined by:

$$Z_{GDN} = f_{GDN}(X, A) = \left( \sum_{k=0}^K \theta_k \hat{A}^k \right) X \quad (2)$$

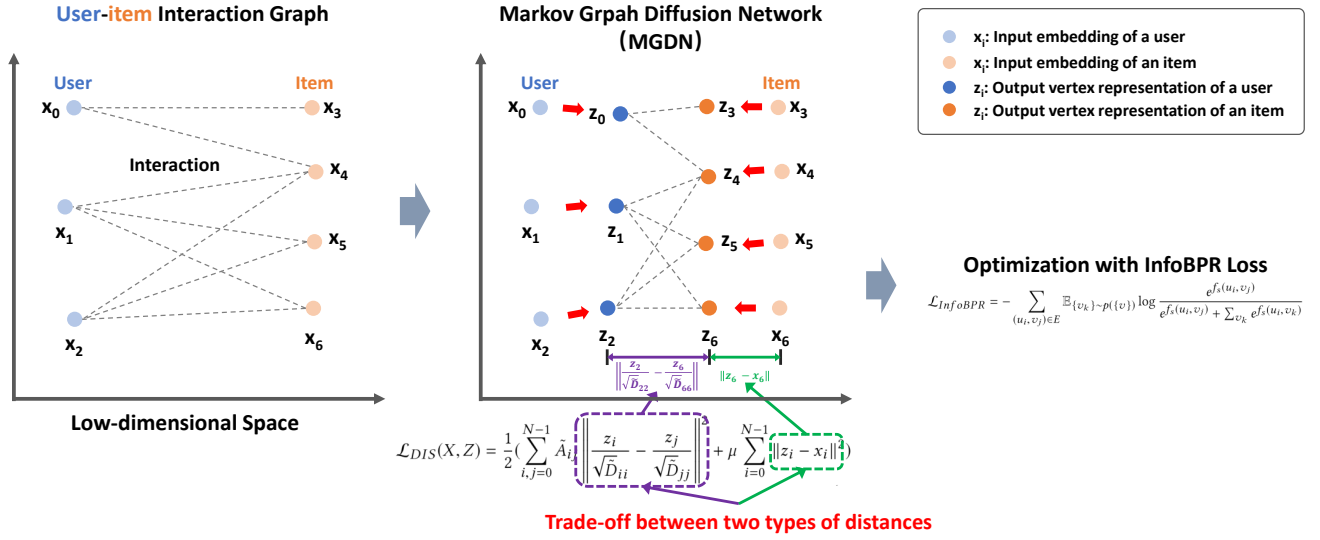
where  $N$  is the number of vertices, and  $\hat{A} \in \mathbb{R}^{N \times N}$  is an affinity matrix of entries  $\hat{A}_{ij}$  denoting the propagation weight from the  $j_{th}$  vertex to the  $i_{th}$  vertex. Note that on heterogeneous graphs, the affinity matrix  $\hat{A}$  defines the relevance between users and items, while on homogeneous graphs, the affinity matrix  $\hat{A}$  defines the relevance between users or the relevance between items. Many GDNs adopt GCN's normalization strategy and compute  $\hat{A}$  follows:

$$\hat{A} = \tilde{D}^{-\frac{1}{2}} \tilde{A} \tilde{D}^{-\frac{1}{2}} \quad (3)$$

where  $\tilde{A} = A + I$  and  $\tilde{D}_{ii} = \sum_{j=0}^{K-1} \tilde{A}_{ij}$  is the degree matrix of  $\tilde{A}$ .

In addition, we observe that APPNP and LightGCN can be considered as a Markov Process related to distance learning of vertices, which is highly related to the CF task. Inspired by this, we design Markov Graph Diffusion Networks (MGDN) for distance learning by adding constraint on the coefficients  $\{\theta_k\}$  of Equation 2 as follows:

$$Z_{MGDN} = (\beta^K \hat{A}^K + \sum_{k=0}^{K-1} \alpha \beta^k \hat{A}^k) X / \Gamma \quad (4)$$



**Figure 2: Overall Framework of MGDCF.** MGDCF uses MGDN to learn vertex representations by trading off two types of distances: (1) The left distances are highly related to the CF task, and minimizing them increases the smoothness of vertex representations over the graph. (2) Minimizing the right distances is against minimizing the left distances, and it can be treated as regularization preventing over-smoothing.

where  $\Gamma$  is used to for normalization to force  $\sum_{k=0}^K \theta_k = 1.0$ :

$$\Gamma = \beta^K + \sum_{k=0}^{K-1} \alpha \beta^k \quad (5)$$

Equation 4 can be treated as a Markov Process as follows:

$$H^{(0)} = X \quad (6)$$

$$H^{(k)} = \beta \hat{A} H^{(k-1)} + \alpha H^{(0)} \quad (7)$$

$$Z_{MGDN} = H^{(K)} / \Gamma \quad (8)$$

When  $K \rightarrow +\infty$ , we have  $\lim_{K \rightarrow +\infty} \beta^K \hat{A}^K = 0$ , and the vertex representations  $Z$  converge as follows:

$$\begin{aligned} Z_{MGDN} &= \lim_{K \rightarrow +\infty} \sum_{k=0}^{K-1} \alpha \beta^k \hat{A}^k X / \Gamma \\ &= \lim_{K \rightarrow +\infty} \alpha (I - \beta^K \hat{A}^K) (I - \beta \hat{A})^{-1} X / \Gamma \\ &= \frac{\alpha}{\Gamma} (I - \beta \hat{A})^{-1} X \end{aligned} \quad (9)$$

which is also the optimal solution of the Normalized Laplacian Regularization [33] as follows:

$$\mathcal{L}_{DIS}(X, Z) = \frac{1}{2} \left( \sum_{i,j=0}^{N-1} \tilde{A}_{ij} \left\| \frac{z_i}{\sqrt{\tilde{D}_{ii}}} - \frac{z_j}{\sqrt{\tilde{D}_{jj}}} \right\|^2 + \mu \sum_{i=0}^{N-1} \|z_i - x_i\|^2 \right) \quad (10)$$

where the loss function  $\mathcal{L}_{DIS}(X, Z)$  can be considered as a distance loss function. As shown in Figure 2,  $\mathcal{L}_{DIS}(X, Z)$  constrains the output vertex representations  $Z$  by trading off two types of distances:

- $\tilde{A}_{ij} \left\| \frac{z_i}{\sqrt{\tilde{D}_{ii}}} - \frac{z_j}{\sqrt{\tilde{D}_{jj}}} \right\|^2$  constrains the distances between the output vertex representations of linked vertices. Minimizing

these distances increases the smoothness [6] of vertex representations over the graph, and they are highly related to the CF task whether on heterogeneous graphs or homogeneous graphs.

- $\mu \sum_{i=0}^{N-1} \|z_i - x_i\|^2$  constrains the distances between the input embedding and the output representation for each vertex. As shown in Figure 2, minimizing  $\mu \sum_{i=0}^{N-1} \|z_i - x_i\|^2$  is against minimizing  $\tilde{A}_{ij} \left\| \frac{z_i}{\sqrt{\tilde{D}_{ii}}} - \frac{z_j}{\sqrt{\tilde{D}_{jj}}} \right\|^2$ , and it can be treated as regularization preventing over-smoothing.

Now, we show why the vertex representations  $Z_{MGDN}$  learned by MGDN is the optimal solution of the distance loss function  $\mathcal{L}_{DIS}(X, Z)$ . By converting the left part of Equation 10 into the quadric form of the normalized Laplacian matrix  $\tilde{D}^{-\frac{1}{2}} (\tilde{D} - \tilde{A}) \tilde{D}^{-\frac{1}{2}}$  and differentiating  $\mathcal{L}_{DIS}$  with respect to  $Z$ , we have

$$\begin{aligned} \frac{\partial \mathcal{L}_{DIS}(X, Z)}{\partial Z} &= \tilde{D}^{-\frac{1}{2}} (\tilde{D} - \tilde{A}) \tilde{D}^{-\frac{1}{2}} Z + \mu (Z - X) \\ &= Z - \hat{A} Z + \mu (Z - X) \end{aligned} \quad (11)$$

To find  $\tilde{Z}$  that can minimize  $\mathcal{L}_{DIS}$  we solve the Equation below

$$\tilde{Z} - \hat{A} \tilde{Z} + \mu (\tilde{Z} - X) = 0 \quad (12)$$

then transform it into

$$\tilde{Z} - \frac{1}{1+\mu} \hat{A} \tilde{Z} - \frac{\mu}{1+\mu} X = 0 \quad (13)$$

By introducing  $\beta = \frac{1}{1+\mu}$ , then

$$\tilde{Z} = (1 - \beta) (I - \beta \hat{A})^{-1} X \quad (14)$$

By ignoring the scaling coefficients  $1 - \beta$  and  $\frac{\alpha}{\Gamma}$ , we find that  $\tilde{Z}$ , which is the optimal solution of  $\mathcal{L}_{DIS}$ , becomes the same as the vertex representations  $Z$  learned by MGDN (Equation 9). Note that

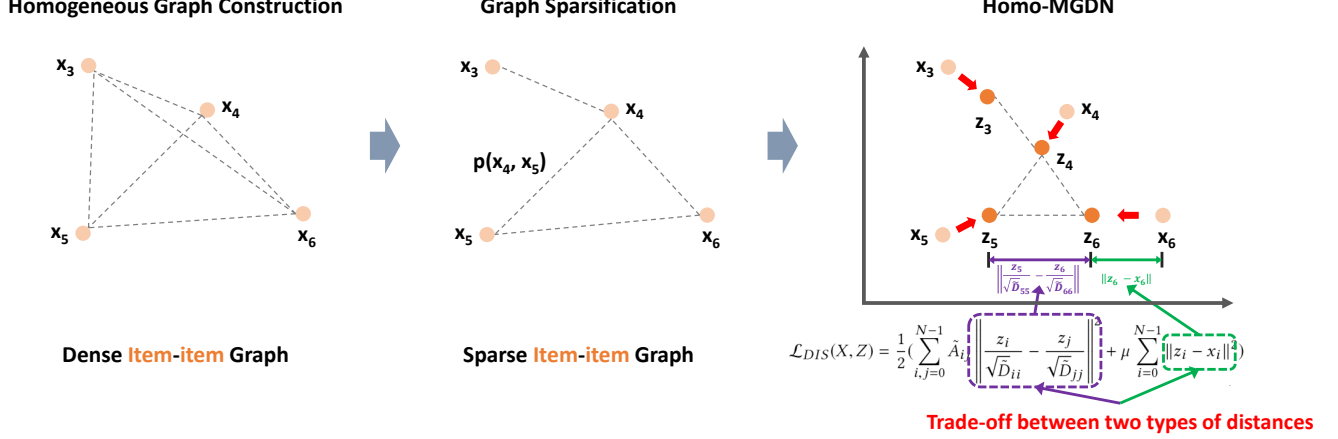


Figure 3: Homogeneous MGDCF.

the reason that the scaling coefficients can be ignored is that scaling the vertex representations  $Z$  will not affect the ranking of items, which is based on dot product.

To arrive at a practical implementation, we implement MGDN in the form of a Markov Process (Equation 6, 7, and 8) since it only relies on efficient sparse matrix operations. This allows us to implement MGDN in the message-passing framework, which is widely adopted by GNN-based collaborative filtering models. Especially, MGDN generalizes some state-of-the-art GNN-based collaborative filtering models such as LightGCN and APPNP:

- **Relation of MGDN to LightGCN** By setting  $\alpha = 1.0$  and  $\beta = 1.0$ , Equation 7 becomes  $H^{(k)} = \hat{A}H^{(k-1)} + H^{(0)}$ , and we have:

$$Z_{\text{LightGCN}} = H^{(K)} / \Gamma = \sum_{k=0}^K \hat{A}^k X / \Gamma \quad (15)$$

which corresponds to LightGCN's implementation. Especially, such setting results in  $\Gamma = K + 1$ , corresponding to LightGCN's mean pooling operation.

- **Relation of MGDN to APPNP** By treating  $\alpha$  as the teleport probability of Personalized PageRank and setting  $\beta = 1 - \alpha$ , Equation 7 becomes:

$$H^{(k)} = (1 - \alpha)\hat{A}H^{(k-1)} + \alpha H^{(0)} \quad (16)$$

and  $\Gamma = \beta^K + (1 - \beta) \frac{\beta^K - 1}{\beta - 1} = 1.0$ , which corresponds to APPNP's implementation.

## 4.2 Heterogeneous MGDN

MGDN can be applied on the heterogeneous user-item interaction graph (Hetero-MGDN). The middle part of Figure 2 corresponds to a HeteroMGDN. As shown in Figure 2, the distance  $\tilde{A}_{ij} \left\| \frac{z_i}{\sqrt{D_{ii}}} - \frac{z_j}{\sqrt{D_{jj}}} \right\|^2$  that Hetero-MGDN tries to minimize corresponds to the distance between users and their interested items, which is directly related to the objective of CF tasks. To implement Hetero-MGCN, we first use  $A$  to denote the adjacency matrix as

follows:

$$A = \begin{pmatrix} 0 & \mathcal{M}^{u \rightarrow v} \\ (\mathcal{M}^{u \rightarrow v})' & 0 \end{pmatrix} \quad (17)$$

where  $(\mathcal{M}^{u \rightarrow v})'$  denotes the transpose of  $\mathcal{M}^{u \rightarrow v}$ . Then, we compute the affinity matrix  $\hat{A}$  with Equation 3. Finally, we stack users' input embeddings and items' input embeddings to construct  $X \in \mathbb{R}^{(|U|+|V|) \times d}$  and then perform MGDN with  $X$  and  $\hat{A}$ . The state-of-the-art approaches LightGCN and APPNP can be considered as implementations of Hetero-MGDN.

## 4.3 Homogeneous MGDN

MGDN can also be applied on homogeneous graphs to handle CF tasks (Figure 3). Homogeneous MGDN (Homo-MGDN) can achieve competitive performance with Hetero-MGDN by applying MGDN on a constructed homogeneous item-item graph that captures co-occurrence relations  $p(v_i, v_j)$  between items. Note that although we can also construct a homogeneous graph for users, we empirically find that constructing a homogeneous item-item graph is sufficient and we can just use the input embedding  $X$  as the vertex representations  $Z$  for users. As shown in the right part of Figure 3, the distance  $\tilde{A}_{ij} \left\| \frac{z_i}{\sqrt{D_{ii}}} - \frac{z_j}{\sqrt{D_{jj}}} \right\|^2$  that Homo-MGDN tries to minimize corresponds to the distance between items that have high co-occurrence relations.

Figure 3 shows the framework of Hetero-MGDN. Based on the heterogeneous graph  $\mathcal{G}$ , we construct a homogeneous item-item graph  $G$  to model the relations between items. As with GCN, most Graph Diffusion Networks such as APPNP and S2GC are based on the assumption that the edge weight between  $v_i$  and  $v_j$  should represent an unnormalized joint probability  $p(v_i, v_j)$ . Approaches such as TextGCN [30] obtain  $p(v_i, v_j)$  by scanning all the cooccurrence of  $v_i$  and  $v_j$ , which is time-consuming without parallel computation frameworks. Different from these approaches, we first build an item-item transition matrix  $\mathcal{M}^{v \rightarrow v}$  to model the item-item conditional transition probability  $p(v_j | v_i)$  (the left part of Figure 3), and then propose an efficient sparsification approach to approximate

$p(v_i, v_j)$  with  $\tilde{M}^{v \rightarrow v}$  (the middle part of Figure 3). Our sparsification approach is efficient since it does not require calculating the exact value of  $p(v_i, v_j)$ . The sparsification involves some complex tricks and we describe the details in Section 5.2.

After sparsification, we obtain the adjacency matrix  $A$  for a sparsified item-item graph. Based on  $A$ , we compute the affinity matrix  $\hat{A}$  with Equation 3 and simply apply MGDN on the sparse item-item graph to learn vertex representations  $Z$  for items.

The sparsification is crucial for Homo-MGDN not only because it can approximate  $p(v_i, v_j)$  for homogeneous graph construction, but also because it can provide a sparse affinity matrix for efficient computation. As with [11], we can perform our model on sparsified affinity graphs without obvious performance degradation.

#### 4.4 Optimization with InfoBPR Loss

Bayesian Personalized Ranking (BPR) loss [18] is a widely used ranking loss employed by many GNN-based CF models such as NGCF and LightGCN. BPR is defined as follows:

$$\mathcal{L}_{BPR} = - \sum_{(u_i, v_j) \in E} \mathbb{E}_{v_k \sim p(v)} \log \sigma(f_s(u_i, v_j) - f_s(u_i, v_k)) \quad (18)$$

where  $f_s(u_i, v_j)$  computes the dot product between the learned vertex representations of user  $u_i$  and item  $v_j$  and  $\sigma(x) = \frac{1}{1+e^{-x}}$  is the sigmoid operation. The BPR loss can be transformed into the following form:

$$\begin{aligned} \mathcal{L}_{BPR} &= - \sum_{(u_i, v_j) \in E} \mathbb{E}_{v_k \sim p(v)} \log \frac{1}{1 + e^{-(f_s(u_i, v_j) - f_s(u_i, v_k))}} \\ &= - \sum_{(u_i, v_j) \in E} \mathbb{E}_{v_k \sim p(v)} \log \frac{e^{f_s(u_i, v_j)}}{e^{f_s(u_i, v_j)} + e^{f_s(u_i, v_k)}} \end{aligned} \quad (19)$$

where  $v_k \sim p(v)$  samples a random item vertex from  $V$  with uniform distribution. Equation 18 shows that the BPR loss can be considered as a softmax loss function for binary classification tasks. Inspired by InfoNCE [22], we extend the BPR loss as a multi-class classification loss, with which our model can better maximize the mutual information between users and their interested items [17]. Our InfoBPR loss is defined as follows:

$$\mathcal{L}_{InfoBPR} = - \sum_{(u_i, v_j) \in E} \mathbb{E}_{\{v_k\} \sim p(\{v\})} \log \frac{e^{f_s(u_i, v_j)}}{e^{f_s(u_i, v_j)} + \sum_{v_k} e^{f_s(u_i, v_k)}} \quad (20)$$

where  $\mathbb{E}_{\{v_k\} \sim p(\{v\})}$  samples a set of  $N_{neg}$  item vertices from  $V$  with uniform distribution. When  $N_{neg} = 1$ , our InfoBPR loss becomes the BPR loss. With InfoBPR, we optimize MGDCF with a combined loss:

$$\mathcal{L}_{CF}(Z) = \mathcal{L}_{InfoBPR}(Z) + \Psi_{L2} \mathcal{L}_{L2}(Z) \quad (21)$$

## 5 THEORETICAL ANALYSIS

### 5.1 MGDN Improves the Optimization of CF Models

In this section, we introduce how MGDN benefits CF models. We first introduce the domination of loss functions on CF tasks, which may cause the failure of GNNs on CF tasks. Based on this, we analyze why MGDN can obtain superior performance on CF tasks.

**5.1.1 Domination of Loss Function.** As mentioned in Section 3.2, the same loss  $\mathcal{L}_{CF}$  is applied on the vertex representations for both MF and GNN-based approaches. Formally, we use  $X^*$  and  $Z^*$  to denote the vertex representations optimized by MF and GNN-based approaches, respectively, which are as follows:

$$X^* = \arg \min_X \mathcal{L}_{CF}(X) \quad (22)$$

$$Z^* = \arg \min_Z \mathcal{L}_{CF}(Z) \quad (23)$$

$$\text{s.t. } Z = f_{GNN}(X, A)$$

Based on the above two Equations, we raise a question: **Whether the learned vertex representations of GNN-based CF models are dominated by the loss function  $\mathcal{L}_{CF}$ , resulting in the same performance as MF?** Here, the domination of  $\mathcal{L}_{CF}$  means that learning with MF (Equation 22) and GNN-based models (Equation 23) will result in the same performance, although GNN-based models introduces an extra condition that  $Z = f_{GNN}(X, A)$  into Equation 23.

Theoretically, we can prove that  $\mathcal{L}_{CF}$  can dominate  $Z$  for GNN-based models if the following two conditions are satisfied:

- (1)  $Z = f_{GNN}(X, A)$  can be an arbitrary vector. Formally, for  $\forall Z \in \mathbb{R}^d$ , there exists a  $X$  such that  $Z = f_{GNN}(X, A)$ .
- (2) The objectives Equation 22 and Equation 23 are perfectly optimized. Formally, the optimizer can find  $X^*$  and  $Z^*$  that minimize the loss functions.

If the first condition is satisfied, there exists a  $\tilde{X}$  such that  $Z = f_{GNN}(\tilde{X}, A) = X^*$ . If the second condition is satisfied, we have  $\mathcal{L}_{CF}(X^*) \leq \mathcal{L}_{CF}(Z^*)$  since  $X$  can be assigned with arbitrary values. If both condition are satisfied, we have  $\mathcal{L}_{CF}(X^*) = \mathcal{L}_{CF}(Z^*)$  if we set  $Z^* = f_{GNN}(\tilde{X}, A)$ . The Equation  $\mathcal{L}_{CF}(X^*) = \mathcal{L}_{CF}(Z^*)$  means that no extra implicit regularization is applied on the vertex representation  $Z$  to affect the domination of  $\mathcal{L}_{CF}$ , although Equation 23 requires  $Z$  to subject to  $Z = f_{GNN}(X, A)$ .

**5.1.2 MGDN Leads to Better Optimization.** The above analysis of the domination of MF's loss function can help us understand why MGDN can outperform MF. MGDN satisfies the first condition (" $Z = f_{GNN}(X, A)$  can be an arbitrary vector") since we can find an inverse function for  $f_{MGDN}$  based on Equation 9:

$$X = f_{MGDN}^{-1}(Z, \hat{A}) = \frac{\Gamma}{\alpha} (I - \beta \hat{A}) Z \quad (24)$$

Based on this and the fact that MDGN models (such as APPNP and LightGCN) are not dominated by MF and outperform MF with significant improvement (Figure 1), we can infer that the second condition of domination ("The objectives Equation 22 and Equation 23 are perfectly optimized") is not satisfied and attribute the performance improvement to the better optimization ability of the MGDN model. In Section 6.4.1, we empirically show that although MGDN does not apply any regularization on the vertex representation  $Z$  (Section 5.1.1), the distance loss may implicitly affect the optimizer and result in a more efficient and effective optimization.

### 5.2 Sparsification with Transition Probability

In this section, we provide details about our sparsification technique. First, we introduce how to obtain an item-item transition matrix to model the conditional transition probability between items  $p(v_j|v_i)$ .



Then, we introduce how it is exploited by our sparsification technique to approximate  $p(v_i, v_j)$ , which is intractable.

Given the sparse interaction matrix  $\mathcal{M}^{u \rightarrow v}$ , we can easily obtain the sparse user-item transition matrix as follows:

$$\tilde{\mathcal{M}}^{u \rightarrow v} = (\mathcal{D}^{u \rightarrow v})^{-1} \mathcal{M}^{u \rightarrow v} \quad (25)$$

where  $\mathcal{D}^{u \rightarrow v} = \sum_{j=0}^{j < |U|} \mathcal{M}_{ij}^{u \rightarrow v}$  is the diagonal degree matrix of users in the heterogeneous graph. The rows of  $\mathcal{M}^{u \rightarrow v}$  are normalized and each element  $\tilde{\mathcal{M}}_{ij}^{u \rightarrow v}$  of  $\tilde{\mathcal{M}}^{u \rightarrow v}$  is the transition probability from user  $u_i$  to item  $v_j$ , which is denoted as  $p(v_j|u_i)$ . Similarly, we can obtain the item-user transition matrix as follows:

$$\tilde{\mathcal{M}}^{v \rightarrow u} = (\mathcal{D}^{v \rightarrow u})^{-1} \mathcal{M}^{v \rightarrow u} \quad (26)$$

where  $\mathcal{M}^{v \rightarrow u} = (\mathcal{M}^{u \rightarrow v})'$  is the transpose of  $\mathcal{M}^{u \rightarrow v}$ , and  $\mathcal{D}^{v \rightarrow u} = \sum_{j=0}^{j < |V|} \mathcal{M}_{ij}^{v \rightarrow u}$  is the diagonal degree matrix of items in the heterogeneous graph.

Given the two transition matrices  $\tilde{\mathcal{M}}^{u \rightarrow v}$  and  $\tilde{\mathcal{M}}^{v \rightarrow u}$ , we can easily obtain the user-user transition matrix as follows:

$$\tilde{\mathcal{M}}^{v \rightarrow v} = \tilde{\mathcal{M}}^{v \rightarrow u} \tilde{\mathcal{M}}^{u \rightarrow v} \quad (27)$$

where each element  $\tilde{\mathcal{M}}_{ij}^{v \rightarrow v}$  of  $\tilde{\mathcal{M}}^{v \rightarrow v}$  is a conditional probability  $p(v_j|v_i)$ . It is known that  $p(v_i, v_j)$  is intractable if only the conditional probabilities ( $\{p(v_j|v_i)\}$ ) are provided. Therefore, we propose a sparsification approach to approximate  $p(v_i, v_j)$  with these conditional transition probabilities.

Our sparsification approach approximates  $p(v_i, v_j)$  with the following steps:

- First, we compute the affinity weights (propagation weights) between vertices based on GCN's propagation scheme, which is also used by most Graph Diffusion Networks such as APPNP and  $S^2GC$ .
- Then, we sparsify the item-item graph by keeping a small portion  $(100 - s)\%$  of edges with the highest affinity weights and removing the remaining  $s\%$  edges.
- Finally, we use 1.0 to approximate  $p(v_i, v_j)$  for the kept edges.

Although the above steps seem to be simple, it is still a non-trivial task, since the sparsification relies on the affinity weights, while existing approaches usually obtain the affinity weights based on  $p(v_i, v_j)$  (the edge weights), which is what we want to approximate and is intractable. To address the problem, we design a solution that can sort the affinity weights without calculating the exact value of  $p(v_i, v_j)$ .

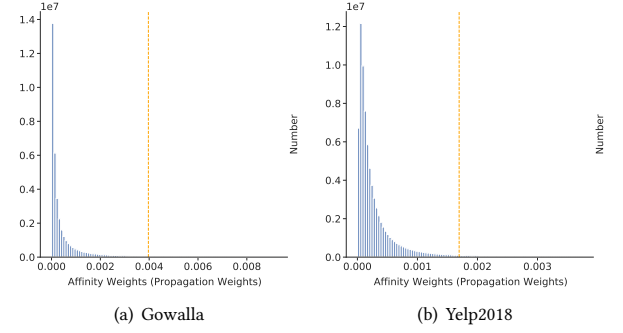
GCN's affinity weight defined in Equation 3 corresponds to the following equation in the form of probability:

$$\hat{A}_{ij} = \frac{p(v_i, v_j)}{\sqrt{p(v_i)}\sqrt{p(v_j)}} \quad (28)$$

Given  $\tilde{\mathcal{M}}^{v \rightarrow v}$ , we can efficiently obtain  $\hat{A}$  as follows:

$$\hat{A} = (\tilde{\mathcal{M}}^{v \rightarrow v} \odot (\tilde{\mathcal{M}}^{v \rightarrow v})')^{\odot \frac{1}{2}} \quad (29)$$

where  $\tilde{\mathcal{M}}^{v \rightarrow v} \odot (\tilde{\mathcal{M}}^{v \rightarrow v})'$  denotes the Hadamard product (element-wise product) of  $\tilde{\mathcal{M}}^{v \rightarrow v}$  and its transpose, and  $(\cdot)^{\odot \frac{1}{2}}$  denotes the



**Figure 4: Distribution of affinity weights before sparsification. The orange lines denote the thresholds for sparsification.**

Hadamard power of an matrix. Since  $\tilde{\mathcal{M}}_{ij}^{v \rightarrow v} = p(v_j|v_i)$ , the elements of  $\hat{A}$  obtained by Equation 29 can be defined as follows:

$$\begin{aligned} \hat{A}_{ij} &= \sqrt{\tilde{\mathcal{M}}_{ij}^{v \rightarrow v} \tilde{\mathcal{M}}_{ji}^{v \rightarrow v}} \\ &= \sqrt{p(v_j|v_i) p(v_i|v_j)} \\ &= \sqrt{\frac{p(v_i, v_j)}{p(v_i)} \frac{p(v_i, v_j)}{p(v_j)}} \\ &= \frac{p(v_i, v_j)}{\sqrt{p(v_i)}\sqrt{p(v_j)}} \end{aligned} \quad (30)$$

Equation 29 obtains the affinity weight of GCN's propagation scheme in Equation 28 and does not require calculating the intractable  $p(v_i, v_j)$ . As mentioned before, we then remove  $s\%$  of edges based on the values of  $\hat{A}_{ij}$ , and use 1.0 to approximate the unnormalized  $p(v_i, v_j)$  as the edge weights for the remaining edges. After removing the self-loops, we obtain the adjacency matrix for the sparsified item-item graph, which is denoted as  $A$ .

Figure 4 shows the distribution of affinity weights before sparsification on two datasets, where the orange lines denote the thresholds for sparsification. The affinity weights exhibit long tail distributions on both datasets, and only a small portion of edges are assigned with high affinity weights. For the two datasets, we set  $s\% = 97\%$  to remove 97% of the edges, which are on the left side of the orange lines in Figure 4, and use 1.0 to approximate the edge weights of the remaining 3% edges on the right side of the orange lines.

## 6 EXPERIMENT

This paper focuses on building a unified framework to generalize some state-of-the-art GNN-based CF models such as APPNP and LightGCN. In this section, we conduct experiments to perform detailed analyses of each component of our unified framework. We implement MGDCF with TensorFlow<sup>1</sup> and the source code is publicly available<sup>2</sup>.

<sup>1</sup><https://www.tensorflow.org/>

<sup>2</sup><https://github.com/hujunxianligong/MGDCF>

**Table 1: Statistics of the three datasets.**

Dataset	User	Items	Interactions	Density
Gowalla	29, 858	40, 981	1, 027, 370	0.084%
Yelp2018	31, 668	38, 048	1, 561, 406	0.130%
Amazon-Book	52, 643	91, 599	2, 984, 108	0.062%

**Table 2: NDCG@20 of different approaches on three datasets.**

Method Dataset	MF	NGCF	JKNet	DropEdge	APPNP	LightGCN	UltraGCN <sub>Base</sub>	Hetero-MGDCF	Homo-MGDCF
Gowalla	0.1365	0.1327	0.1391	0.1394	0.1463	0.1550	0.1566	<b>0.1589</b>	0.1571
Yelp2018	0.0492	0.0461	0.0502	0.0506	0.0521	0.0530	0.0552	0.0572	<b>0.0575</b>
Amazon-Book	0.0261	0.0263	0.0268	0.0270	0.2985	0.0313	0.0393	0.0378	<b>0.0460</b>

**Table 3: Recall@20 of different approaches on three datasets.**

Method Dataset	MF	NGCF	JKNet	DropEdge	APPNP	LightGCN	UltraGCN <sub>Base</sub>	Hetero-MGDCF	Homo-MGDCF
Gowalla	0.1591	0.1570	0.1622	0.1627	0.1708	0.1830	0.1845	<b>0.1864</b>	0.1860
Yelp2018	0.0601	0.0566	0.0608	0.0614	0.0635	0.0649	0.0667	0.0696	<b>0.0699</b>
Amazon-Book	0.0342	0.0344	0.0343	0.0342	0.0384	0.0406	0.0504	0.0490	<b>0.0566</b>

## 6.1 Datasets and Baselines

We conduct experiments with three publicly available benchmark datasets, including Gowalla, Yelp2018, and Amazon-Book [3, 24]. The three datasets are used by popular GNN-based CF approaches such as NGCF and LightGCN. The statistics of the three datasets are shown in Table 1.

Some of the baselines are optimized with the BPR loss, including:

- **MF [12]**: MF is a fundamental CF model and all the GNN-based baselines are built upon MF.
- **NGCF [24], JKNet [29], and DropEdge [20]**: These GNN-based CF models adopt a traditional deep GNN architecture, which stacks multiple GNN layers together with non-linear activations and residual connections.
- **APPNP [10] and LightGCN [3]**: These models are state-of-the-art GNN-based CF models, and they can be considered as implementations of our unified MGDN model.

Since Hetero-MGDCF and Homo-MGDCF are optimized with InfoBPR, we also introduce baselines optimized with advanced ranking losses, including:

- **SGL-ED [27]**: SGL-ED relies on graph data augmentation to generate different views for a self-supervised learning (SSL) loss, which can exploit multiple negative samples for optimization. Note that the performance of SGL-ED is not reported in Table 2 and 3 due to the lack of official results for SGL-ED under  $K = 4$ .
- **UltraGCN<sub>Base</sub> and UltraGCN [14]**: UltraGCN directly approximates the limit of infinite-layer graph convolutions with a constraint loss, which also can take advantage of multiple negative samples. As with most of our baselines and Hetero-MGDCF, UltraGCN<sub>Base</sub> is a heterogeneous GNN that only considers user-item relations. However, UltraGCN

is a hybrid model that combines heterogeneous and homogeneous GNNs to incorporate different types of relations, which is not investigated by this paper. Therefore, the performance of UltraGCN is only reported in Table 4 and discussed in Section 6.4.3.

## 6.2 Evaluation Metrics and Parameter Settings

We employ normalized discounted cumulative gain (NDCG@20) and Recall@20 as evaluation metrics, which are also adopted by other state-of-the-art approaches such as LightGCN [3] and UltraGCN [14]. In terms of the parameter settings, we set  $d$  (the dimensionality of both the input embeddings  $X$  and the output vertex representations  $Z$ ) to 64 for all the approaches except for NGCF, which learns  $(K+1)d$ -dimensional vector representations by concatenating the input embeddings and the output of  $K$  GNN layers. We set  $K = 2$  for Homo-MGDCF and  $K = 4$  for all other models. Note that a  $K$ -layer Homo-MGDCF can exploit neighbors within  $K$  hops in the constructed homogeneous graphs, which correspond to neighbors within  $2K$  hops in the heterogeneous graphs. For Hetero-MGDCF and Homo-MGDCF, we set  $\alpha = 0.1$  and  $\beta = 0.9$ ; therefore, their GNN encoder MGDN is equivalent to an APPNP model. For other hyper-parameters such as the dropout rates, their settings may be different across different models and different datasets. This is because different models may rely on different hyper-parameter settings to achieve their best performance. More details about the parameter settings can be found in the source code.

## 6.3 Performance Analysis

Table 2 and Table 3 show the performance of different approaches. From the results, we have the following observations:

- NGCF, JKNet, and DropEdge are deep GNNs and they perform almost the same with MF, showing that it is non-trivial to improve CF models with GNNs. Especially, JKNet and



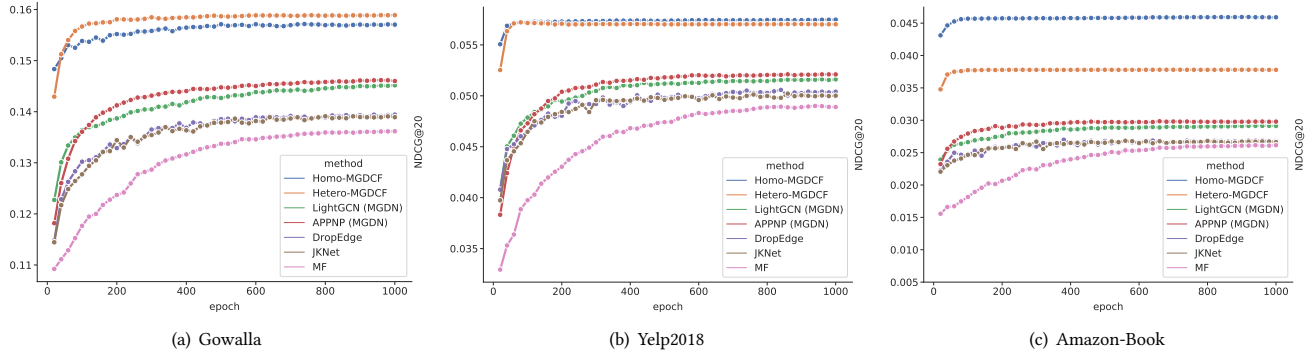


Figure 5: Performance (NDCG@20) after different epochs of training.

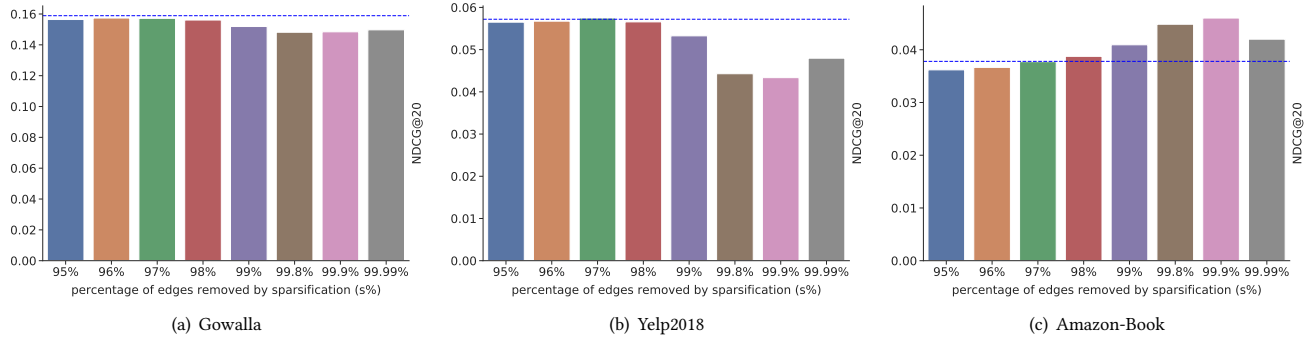


Figure 6: Impact of homogeneous graph construction for Homo-MGDCF (NDCG@20). The blue lines represent the performance of Hetero-MGDCF.

DropEdge are powerful deep GNNs that can effectively take advantage of high-order neighbor information, and they obtain no obvious performance improvement, verifying that exploiting high-order neighbors with GNNs will not necessarily result in superior performance on the CF task.

- APPNP and LightGCN can be considered as Hetero-MGDN models and they outperform MF with significant performance improvement. This shows that the Markov processes that trade off two types of distances can effectively help MGDN to find a better optimization result.
- Homo-MGDCF applies our GNN model MGDN on homogeneous graphs and achieves competitive or superior performance with Hetero-MGDCF across different datasets, showing that MGDCF can also be effectively applied on homogeneous graphs. Especially, Homo-MGDCF outperforms Hetero-MGDCF with significant improvement on the Amazon-Book dataset, showing that our sparsification approach used for homogeneous graph construction may implicitly suppress some noisy relational information in graphs.
- UltraGCN<sub>Base</sub> is a heterogeneous GNN model and it outperforms other heterogeneous baselines with dramatic improvement via a well-crafted ranking loss that carefully assigns different weights for different negative samples. This shows that the ranking loss is also crucial for the optimization

of CF models. Unlike UltraGCN<sub>Base</sub>'s well-crafted ranking loss, our InfoBPR loss simply extends the BPR loss. Despite its simplicity, with InfoBPR, our heterogeneous GNN Hetero-MGDCF achieves competitive performance with UltraGCN<sub>Base</sub> on the three datasets, showing that our InfoBPR loss is simple yet powerful.

## 6.4 Detailed Analysis

**6.4.1 Impact of MGDN.** We show the performance of MF and several GNN-based CF models during optimization in Figure 5. In this section, we focus on approaches optimized with BPR loss, including MF, JKNet, DropEdge, APPNP (MGDN), and LightGCN (MGDN). We implement APPNP and LightGCN as Hetero-MGDN models and adopt the loss function described in Section 3.2, which is different from the official implementation and results in slight differences in performance.

In Figure 5, all the GNN-based models converge faster than MF, showing that GNNs may implicitly affect the optimization. However, the final performance of JKNet and DropEdge is only slightly higher than MF, showing that the performance of these GNN models is dominated by the loss function  $\mathcal{L}_{CF}$ . APPNP and LightGCN are Hetero-MGDN models, and they lead to not only a faster optimization, but also a better optimization result. This

**Table 4: Impact of InfoBPR Loss (NDGC@20).**

Method Dataset	SGL-ED	UltraGCN <sub>Base</sub>	UltraGCN	Hetero-MGDCF	Homo-MGDCF
Loss	SSL + BPR	Constraint + BCE		InfoBPR	
K	3	–		3	2
Gowalla	–	0.1566	0.1580	<b>0.1589</b>	0.1571
Yelp2018	0.0555	0.0552	0.0561	0.0572	<b>0.0575</b>
Amazon-Book	0.0379	0.0393	<b>0.0556</b>	0.0378	0.0460

shows that although MGDN does not apply any regularization on the vertex representation  $Z$  (Section 5.1.1), the distance loss  $\mathcal{L}_{DIS}$  (Equation 10) may implicitly affect the optimization and result in a more efficient and effective optimization.

#### 6.4.2 Impact of Homogeneous Graph Construction for Homo-MGDCF.

Homo-MGDCF constructs a sparse homogeneous item-item graph via sparsification, and we use  $s\%$  to denote the percentage of edges removed by sparsification. We vary  $s\%$  from 95.0% to 99.99% and report the performance of Homo-MGDCF in Figure 6, where the blue lines represent the performance of Hetero-MGDCF. The results show that Homo-MGDCF can achieve competitive performance with Hetero-MGDCF with sparse item-item graphs of  $s\% \leq 97\%$ . When we remove more edges by increasing  $s\%$  from 97.0% to 99.99%, the performance of Homo-MGDCF becomes worse than Hetero-MGDCF on the Gowalla and Yelp2018 datasets. However, on the Amazon-Book dataset, the performance first increases and reaches the max value when  $s\% = 99.9\%$ , and then declines when varying  $s\%$  from 99.9% to 99.99%. Especially, Homo-MGDCF outperforms Hetero-MGDCF with significant improvement when  $s\% = 99.9\%$ . This shows that our sparsification approach has the potential ability to suppress noisy relational information with a proper setting of  $s\%$ .

**6.4.3 Impact of InfoBPR loss.** As shown in Figure 5, Hetero-MGDCF and Homo-MGDCF, which are optimized with InfoBPR loss, converge extremely faster than other approaches, which are optimized with the BPR loss. Moreover, Figure 5 also shows that InfoBPR also enables Hetero-MGDCF and Homo-MGDCF to obtain superior optimization results with significant performance improvement. This shows that InfoBPR can result in a more efficient and effective optimization than BPR.

We also compare InfoBPR with other loss functions besides BPR. Table 4 shows the performance of models optimized with advanced loss functions that support multiple negative samples, including SGL-ED, UltraGCN<sub>Base</sub>, UltraGCN, Hetero-MGDCF, and Homo-MGDCF. Here we report performance under  $K = 3$  due to the lack of official results for SGL-ED under  $K = 4$ . SGL-ED introduces a self-supervised learning (SSL) loss, which relies on extra data augmentations and needs to be used together with the BPR loss. UltraGCN<sub>Base</sub> adopt a well-crafted ranking loss that carefully assigns different weights for different negative samples. Compared to these losses, our InfoBPR loss is way simpler and it simply extends the BPR loss to support multiple negative samples. Despite InfoBPR’s simplicity, our models Hetero-MGDCF and Homo-MGDCF can achieve competitive performance with UltraGCN<sub>Base</sub> and SGL-ED across different datasets, showing that InfoBPR is a simple yet

powerful ranking loss. In terms of UltraGCN, it is a hybrid model that combines heterogeneous and homogeneous GNNs to incorporate different types of relations, which is not investigated by this paper. Although such a combination brings UltraGCN superior performance on the Amazon-Book dataset, our Hetero-MGDCF and Homo-MGDCF still can match UltraGCN on Gowalla and Yelp2018. In this paper, we only investigate heterogeneous or homogeneous GNNs, and we will consider hybrid models that combine heterogeneous and homogeneous GNNs in the future.

## 7 CONCLUSIONS

In this paper, we investigate the GNN-based CF from the perspective of Markov processes for distance learning with a unified framework named Markov Graph Diffusion Collaborative Filtering (MGDCF). We show that state-of-the-art GNN-based CF approaches such as APPNP and LightGCN can be generalized with a Markov process that trades off two types of distances, which can boost the optimization of CF models. We also verify that such a Markov process can be used to build both heterogeneous GNNs and homogeneous GNNs for the CF task, and these GNNs can further benefit from the advanced ranking loss InfoBPR to achieve superior performance. In the experiments, we have some interesting observations. For example, our homogeneous graph construction strategy may implicitly suppress the noisy information. In the future, we will investigate these observations to further extend our unified framework.

## REFERENCES

- [1] Deli Chen, Yankai Lin, Wei Li, Peng Li, Jie Zhou, and Xu Sun. 2020. Measuring and Relieving the Over-Smoothing Problem for Graph Neural Networks from the Topological View. In *The Thirty-Fourth AAAI Conference on Artificial Intelligence, AAAI 2020, The Thirty-Second Innovative Applications of Artificial Intelligence Conference, IAAI 2020, The Tenth AAAI Symposium on Educational Advances in Artificial Intelligence, EAAI 2020*, New York, NY, USA, February 7-12, 2020. AAAI Press, 3438–3445.
- [2] William L. Hamilton, Zitao Ying, and Jure Leskovec. 2017. Inductive Representation Learning on Large Graphs. In *Advances in Neural Information Processing Systems 30: Annual Conference on Neural Information Processing Systems 2017, December 4-9, 2017, Long Beach, CA, USA*. 1024–1034.
- [3] Xiangnan He, Kuan Deng, Xiang Wang, Yan Li, Yong-Dong Zhang, and Meng Wang. 2020. LightGCN: Simplifying and Powering Graph Convolution Network for Recommendation. In *Proceedings of the 43rd International ACM SIGIR conference on research and development in Information Retrieval, SIGIR 2020, Virtual Event, China, July 25-30, 2020*. ACM, 639–648.
- [4] Xiangnan He, Lizi Liao, Hanwang Zhang, Liqiang Nie, Xia Hu, and Tat-Seng Chua. 2017. Neural Collaborative Filtering. In *Proceedings of the 26th International Conference on World Wide Web, WWW 2017, Perth, Australia, April 3-7, 2017*. ACM, 173–182.
- [5] Chao Huang, Huance Xu, Yong Xu, Peng Dai, Lianghao Xia, Mengyin Lu, Liefeng Bo, Hao Xing, Xiaoping Lai, and Yanfang Ye. 2021. Knowledge-aware Coupled Graph Neural Network for Social Recommendation. In *Thirty-Fifth AAAI Conference on Artificial Intelligence, AAAI 2021, Thirty-Third Conference on Innovative Applications of Artificial Intelligence, IAAI 2021, The Eleventh Symposium on Educational Advances in Artificial Intelligence, EAAI 2021, Virtual Event, February 2-9, 2021*. AAAI Press, 4115–4122.
- [6] Wenbing Huang, Yu Rong, Tingyang Xu, Fuchun Sun, and Junzhou Huang. 2020. Tackling Over-Smoothing for General Graph Convolutional Networks. *CoRR* abs/2008.09864 (2020).
- [7] Houye Ji, Junxiong Zhu, Chuan Shi, Xiao Wang, Bai Wang, Chaoyu Zhang, Zixuan Zhu, Feng Zhang, and Yanghua Li. 2021. Large-scale Comb-K Recommendation. In *WWW '21: The Web Conference 2021, Virtual Event / Ljubljana, Slovenia, April 19-23, 2021*. ACM / IW3C2, 2512–2523.
- [8] Houye Ji, Junxiong Zhu, Xiao Wang, Chuan Shi, Bai Wang, Xiaoye Tan, Yanghua Li, and Shaojian He. 2021. Who You Would Like to Share With? A Study of Share Recommendation in Social E-commerce. In *Thirty-Fifth AAAI Conference on Artificial Intelligence, AAAI 2021, Thirty-Third Conference on Innovative Applications of Artificial Intelligence, IAAI 2021, The Eleventh Symposium on Educational Advances in Artificial Intelligence, EAAI 2021, Virtual Event, February 2-9, 2021*. AAAI Press, 232–239.
- [9] Thomas N. Kipf and Max Welling. 2017. Semi-Supervised Classification with Graph Convolutional Networks. In *5th International Conference on Learning Representations, ICLR 2017, Toulon, France, April 24-26, 2017, Conference Track Proceedings*. OpenReview.net.
- [10] Johannes Klicpera, Aleksandar Bojchevski, and Stephan Günnemann. 2019. Predict then Propagate: Graph Neural Networks meet Personalized PageRank. In *7th International Conference on Learning Representations, ICLR 2019, New Orleans, LA, USA, May 6-9, 2019*. OpenReview.net.
- [11] Johannes Klicpera, Stefan Weissenberger, and Stephan Günnemann. 2019. Diffusion Improves Graph Learning. In *Advances in Neural Information Processing Systems 32: Annual Conference on Neural Information Processing Systems 2019, NeurIPS 2019, December 8-14, 2019, Vancouver, BC, Canada*. 13333–13345.
- [12] Yehuda Koren, Robert M. Bell, and Chris Volinsky. 2009. Matrix Factorization Techniques for Recommender Systems. *Computer* 42, 8 (2009), 30–37.
- [13] Dawen Liang, Rahul G. Krishnan, Matthew D. Hoffman, and Tony Jebara. 2018. Variational Autoencoders for Collaborative Filtering. In *Proceedings of the 2018 World Wide Web Conference on World Wide Web, WWW 2018, Lyon, France, April 23-27, 2018*. ACM, 689–698.
- [14] Kelong Mao, Jieming Zhu, Xi Xiao, Biao Lu, Zhaowei Wang, and Xiuqiang He. 2021. UltraGCN: Ultra Simplification of Graph Convolutional Networks for Recommendation. In *CIKM '21: The 30th ACM International Conference on Information and Knowledge Management, Virtual Event, Queensland, Australia, November 1-5, 2021*. ACM, 1253–1262.
- [15] Xia Ning and George Karypis. 2011. SLIM: Sparse Linear Methods for Top-N Recommender Systems. In *11th IEEE International Conference on Data Mining, ICDM 2011, Vancouver, BC, Canada, December 11-14, 2011*. IEEE Computer Society, 497–506.
- [16] Lawrence Page, Sergey Brin, Rajeev Motwani, and Terry Winograd. 1999. The PageRank Citation Ranking: Bringing Order to the Web. In *WWW 1999*.
- [17] Ben Poole, Sherjil Ozair, Aaron van den Oord, Alex Alemi, and George Tucker. 2019. On Variational Bounds of Mutual Information. In *Proceedings of the 36th International Conference on Machine Learning, ICML 2019, 9-15 June 2019, Long Beach, California, USA (Proceedings of Machine Learning Research, Vol. 97)*. PMLR, 5171–5180.
- [18] Steffen Rendle, Christoph Freudenthaler, Zeno Gantner, and Lars Schmidt-Thieme. 2009. BPR: Bayesian Personalized Ranking from Implicit Feedback. In *UAI 2009, Proceedings of the Twenty-Fifth Conference on Uncertainty in Artificial Intelligence, Montreal, QC, Canada, June 18-21, 2009*. AUAI Press, 452–461.
- [19] Steffen Rendle, Walid Krichene, Li Zhang, and John R. Anderson. 2020. Neural Collaborative Filtering vs. Matrix Factorization Revisited. In *RecSys 2020: Fourteenth ACM Conference on Recommender Systems, Virtual Event, Brazil, September 22-26, 2020*. ACM, 240–248.
- [20] Yu Rong, Wenbing Huang, Tingyang Xu, and Junzhou Huang. 2020. DropEdge: Towards Deep Graph Convolutional Networks on Node Classification. In *8th International Conference on Learning Representations, ICLR 2020, Addis Ababa, Ethiopia, April 26-30, 2020*. OpenReview.net.
- [21] Rianne van den Berg, Thomas N. Kipf, and Max Welling. 2017. Graph Convolutional Matrix Completion. *CoRR* abs/1706.02263 (2017).
- [22] Aaron van den Oord, Yazhe Li, and Oriol Vinyals. 2018. Representation Learning with Contrastive Predictive Coding. *CoRR* abs/1807.03748 (2018).
- [23] Petar Velickovic, Guillem Cucurull, Arantxa Casanova, Adriana Romero, Pietro Liò, and Yoshua Bengio. 2018. Graph Attention Networks. In *6th International Conference on Learning Representations, ICLR 2018, Vancouver, BC, Canada, April 30 - May 3, 2018, Conference Track Proceedings*. OpenReview.net.
- [24] Xiang Wang, Xiangnan He, Meng Wang, Fuli Feng, and Tat-Seng Chua. 2019. Neural Graph Collaborative Filtering. In *Proceedings of the 42nd International ACM SIGIR Conference on Research and Development in Information Retrieval, SIGIR 2019, Paris, France, July 21-25, 2019*. ACM, 165–174.
- [25] Yinwei Wei, Xiang Wang, Liqiang Nie, Xiangnan He, and Tat-Seng Chua. 2020. Graph-Refined Convolutional Network for Multimedia Recommendation with Implicit Feedback. In *MM '20: The 28th ACM International Conference on Multimedia, Virtual Event / Seattle, WA, USA, October 12-16, 2020*. ACM, 3541–3549.
- [26] Yinwei Wei, Xiang Wang, Liqiang Nie, Xiangnan He, Richang Hong, and Tat-Seng Chua. 2019. MMGCN: Multi-modal Graph Convolution Network for Personalized Recommendation of Micro-video. In *Proceedings of the 27th ACM International Conference on Multimedia, MM 2019, Nice, France, October 21-25, 2019*. ACM, 1437–1445.
- [27] Jiancan Wu, Xiang Wang, Fuli Feng, Xiangnan He, Liang Chen, Jianxun Lian, and Xing Xie. 2021. Self-supervised Graph Learning for Recommendation. In *SIGIR '21: The 44th International ACM SIGIR Conference on Research and Development in Information Retrieval, Virtual Event, Canada, July 11-15, 2021*. ACM, 726–735.
- [28] Le Wu, Junwei Li, Peijie Sun, Richang Hong, Yong Ge, and Meng Wang. 2021. DiffNet++: A Neural Influence and Interest Diffusion Network for Social Recommendation. *arXiv:2002.00844 [cs.LG]*
- [29] Keyulu Xu, Chengtao Li, Yonglong Tian, Tomohiro Sonobe, Ken-ichi Kawarabayashi, and Stefanie Jegelka. 2018. Representation Learning on Graphs with Jumping Knowledge Networks. In *Proceedings of the 35th International Conference on Machine Learning, ICML 2018, Stockholm, Sweden, Sweden, July 10-15, 2018 (Proceedings of Machine Learning Research, Vol. 80)*. PMLR, 5449–5458.
- [30] Liang Yao, Chengsheng Mao, and Yuan Luo. 2019. Graph Convolutional Networks for Text Classification. In *The Thirty-Third AAAI Conference on Artificial Intelligence, AAAI 2019, The Thirty-First Innovative Applications of Artificial Intelligence Conference, IAAI 2019, The Ninth AAAI Symposium on Educational Advances in Artificial Intelligence, EAAI 2019, Honolulu, Hawaii, USA, January 27 - February 1, 2019*. AAAI Press, 7370–7377.
- [31] Rex Ying, Ruining He, Kaifeng Chen, Pong Eksombatchai, William L. Hamilton, and Jure Leskovec. 2018. Graph Convolutional Neural Networks for Web-Scale Recommender Systems. In *Proceedings of the 24th ACM SIGKDD International Conference on Knowledge Discovery & Data Mining, KDD 2018, London, UK, August 19-23, 2018*. ACM, 974–983.
- [32] Junliang Yu, Hongzhi Yin, Jundong Li, Qinyong Wang, Nguyen Quoc Viet Hung, and Xiangliang Zhang. 2021. Self-Supervised Multi-Channel Hypergraph Convolutional Network for Social Recommendation. In *WWW '21: The Web Conference 2021, Virtual Event / Ljubljana, Slovenia, April 19-23, 2021*. ACM / IW3C2, 413–424.
- [33] Dengyong Zhou, Olivier Bousquet, Thomas Navin Lal, Jason Weston, and Bernhard Schölkopf. 2003. Learning with Local and Global Consistency. In *Advances in Neural Information Processing Systems 16 [Neural Information Processing Systems, NIPS 2003, December 8-13, 2003, Vancouver and Whistler, British Columbia, Canada]*. MIT Press, 321–328.
- [34] Hao Zhu and Piotr Koniusz. 2021. Simple Spectral Graph Convolution. In *9th International Conference on Learning Representations, ICLR 2021, Virtual Event, Austria, May 3-7, 2021*. OpenReview.net.
- [35] Ziwei Zhu, Yun He, Xing Zhao, Yin Zhang, Jianling Wang, and James Caverlee. 2021. Popularity-Opportunity Bias in Collaborative Filtering. In *WSDM '21, The Fourteenth ACM International Conference on Web Search and Data Mining, Virtual Event, Israel, March 8-12, 2021*. ACM, 85–93.