

Towards Power-Efficient Design of Myoelectric Controller based on Evolutionary Computation

Ahmed Aqeel Shaikh, Anand Kumar Mukhopadhyay, Soumyajit Poddar, and Suman Samui

Abstract—Myoelectric pattern recognition is one of the important aspects in the design of the control strategy for various applications including upper-limb prostheses and bio-robotic hand movement systems. The current work has proposed an approach to design an energy-efficient EMG-based controller by considering a supervised learning framework using a kernelized SVM classifier for decoding the information of surface electromyography (sEMG) signals to infer the underlying muscle movements. In order to achieve the optimized performance of the EMG-based controller, our main strategy of classifier design is to reduce the false movements of the overall system (when the EMG-based controller is at the ‘Rest’ position). To this end, unlike the traditional single training objective of soft margin kernelized SVM, we have formulated the training algorithm of the proposed supervised learning system as a general constrained multi-objective optimization problem. An elitist multi-objective evolutionary algorithm – the non-dominated sorting genetic algorithm II (NSGA-II) has been used for the tuning of SVM hyperparameters. We have presented the experimental results by performing the experiments on a dataset consisting of the sEMG signals collected from eleven subjects at five different upper limb positions. As the EMG signal classification is a subject-specific problem, the classifier has been customized and finetuned for each subject based on the aforementioned strategy. Furthermore, the performance of the trained models based on the two objective metrics, namely classification accuracy, and false-negative have been evaluated on two different test sets to examine the generalization capability of the proposed training approach while implementing limb-position invariant EMG classification. It is evident from the presented result that the proposed approach provides much more flexibility to the designer in selecting the parameters of the classifier to optimize the energy efficiency of the EMG-based controller.

Index Terms—Electromyogram (EMG), sEMG signal classification, myoelectric control, pattern recognition, multiobjective optimization, evolutionary computation, machine learning.

I. INTRODUCTION

THERE has been a considerable amount of progress in the research and development of artificial hands controlled by electromyography signals [1]. The artificial hand is a kind of Human-Computer Interaction (HCI) system which performs hand movements pertaining to wrist, grip, and fingers [2]. The design of this type of assistive technology requires a proper blending of signal processing with computational intelligence.

A. Shaikh is with School of Electrical and Computer Engineering, Georgia Institute of Technology Atlanta, USA (e-mail: ashaikh65@gatech.edu), A.K. Mukhopadhyay is with Mathworks India Private Limited (e-mail: anand.mukhopadhyay@gmail.com), S. Poddar is with Department of Electronics and Communication Engineering, Indian Institute of Technology Guwahati (poddar18@gmail.com), and S. Samui is with Department of Electronics and Telecommunication Engineering, Indian Institute of Engineering Science and Technology (IIST) Shibpur, Howrah, West Bengal - 711103, India (e-mail: samuisuman@gmail.com).

Moreover, it has to satisfy various conflicting optimization goals at multiple stages of its operation towards achieving the best possible performance in all aspects. With the advancement in machine learning (ML) algorithms, smart controllers are used for developing robust and efficient HCI systems [3]. The controller is analogous to the brain of the entire system, which is supposed to map the EMG signals to the user’s intended hand movement accurately. The focus of the current work is to develop a supervised learning strategy to optimize the performance of the controller for a robust HCI system for hand movement classification [4][5][6].

A complete system of an artificial hand movement classification using surface electromyography (sEMG) signal consists of several units composed of electronic and mechanical sub-components as shown in Fig. 1. Firstly, the raw sEMG signal is pre-processed and filtered to remove the unwanted noise frequencies and enhance the signal strength. Next, useful distinguishable information is extracted from the filtered signal, more commonly known as the feature extraction process. Following which, the predictor variables (feature vectors) are fed to a classifier which is an EMG-based controller (EBC). The EBC is used to control an exoskeleton or a prosthetic arm for a healthy or specially-abled person respectively, although the latter case is more cumbersome compared to the former. There are multiple ways of developing an EBC for upper-limb prostheses [7]. In some cases of an advanced prosthesis, an additional controller is also used for incorporating more functionalities in the prosthetic/exoskeleton device [8]. One such example is the cyborg drummer where the additional controller is activated based on the background music to facilitate an extra functionality for a superior drumming experience [9]. The design of the controller is determined by the type of artificial intelligence algorithm used to generate the controller output and the specification of the artificial mechanical hand system required for the application. The output of the EBC

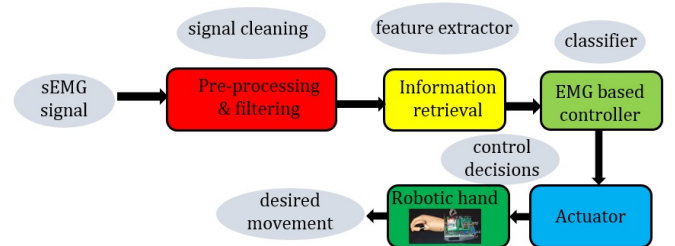


Fig. 1. Robotic hand movement system based on sEMG signal classification.

is a control decision signal for the desired movement of the

subsequent bio-robotic hand steered by a suitable actuator [7]. The actuator predicts the angle of rotation to accomplish a desired classification hand movement. An improved dual-mode actuator, consisting of fluidic and tendon-driven mechanisms, was used in [10], which helps in the effective increase of the bending angle with multiple degrees of freedom.

The main challenges in moving towards a cost-effective and power-efficient wearable prosthetic hand control system are the time and expertise required to optimize at all the stages in the workflow starting from data collection to deployment [11]. In [12], the authors have developed an event-based method for low-power sEMG acquisition systems, i.e., during the recording of the sEMG signal. Approximate computing for machine learning models [13][14] and bio-inspired classifiers, such as Spiking Neural Networks (SNN), were found to be effective in reducing the computational complexity of the classifier, but with a loss in accuracy [15].

It is worth mentioning that it is always desirable to have a power-optimized EBC concerning the false movements of the bio-robotic hand. The machine learning models can be trained to reduce the probability of misclassified movement of the EBC when at rest. This would improve significantly the classification performance of the myoelectric controller leading to a better experience for the bio-robotic hand users. In this paper, we have proposed an approach to design an energy-efficient EBC. The kernelized support vector machine (SVM) has been considered as the classifier, which is the main component of the EBC. The primary reason for choosing SVM is that they are well-suited for multiclass classification (both linear and non-linear) of various complex small-or-medium-sized dataset. We adopted the well-known *one-versus-rest* (OvR) strategy for developing a supervised learning system to classify multiple hand gestures (a multi-class scenario) [16] based on the features, namely correlated Time-Domain Descriptors (cTDD) extracted from the sEMG signals as SVMs are strictly binary classifiers. However, unlike the traditional single training objective of soft margin kernelized SVM, we have formulated the training algorithm of the proposed supervised learning system as a general constrained multi-objective optimization problem (MOOP). Here, the two objectives are the minimization of the number of false negatives of a particular hand-movement class ('Rest'), and the maximization of the overall accuracy of the multiclass classifier. The presence of multiple training objectives in any learning problem will give rise to multiple optimal solutions (models), popularly known as Pareto-optimal solutions. An elitist multi-objective evolutionary algorithm (MOEA) — the non-dominated sorting genetic algorithm II (NSGA-II) [17] has been used for the tuning of SVM hyperparameters (C and 'gamma' (γ) for the RBF Kernel). As we know that there are mainly two goals for multi-objective optimization, firstly, convergence to the pareto-optimal front, and secondly, diversity among the non-dominated front. In the recent past, NSGA-II has been employed to solve a wide range of complex multi-objective problems as it uses a fast non-dominated sorting procedure, an elitist-preserving approach, and a parameterless diversity-preservation mechanism. The main reason for using evolutionary multi-criterion optimization (EMO) in our work is that it

attempts to find multiple solutions with an implicit parallel search leading to faster convergence compared to any standard classical generating methods such as the normal constraint method [18].

In the remainder of the paper, we introduced various aspects of upper arm-movements classification using sEMG signal, which includes the description of the sEMG dataset (which has been used for this study), and details of different hand movements (classes), baseline supervised learning system based on the SVM model, the primary motivation of considering multiple training objectives to design a power-efficient EBC, and the existing related works in the literature in Section II. After that, in Section III, we describe the proposed evolutionary multi-objective optimization approach to SVM design in detail. Section IV presents the experimental setup and the experimental results are evaluated on different subjects. Section V presents our discussion. Finally, we outline the conclusions of this paper in Section VI.

II. PROBLEM DEFINITION AND BACKGROUND

This study uses a supervised learning framework for the multi-class classification of hand movements using sEMG signals. We utilized the dataset consisting of the myoelectric signals recorded in a non-invasive way from the surface of the upper limb of eleven subjects via seven electrode channels at five different limb positions [2]¹. The following eight classes of hand movements are considered: wrist flexion (C_1), wrist extension (C_2), wrist pronation (C_3), wrist supination (C_4), power grip (C_5), pinch grip (C_6), open hand (C_7), and rest (C_8). The rationale for choosing this dataset is that it could be used to design an EMG-based control scheme for both the prosthetic hand controllers for trans-radial amputees as well as various EMG-based smart control applications such as muscle-computer interfaces for gaming. It is to be noted that the difference between developing an EMG-based smart controller for a healthy patient and an amputee will be revolve around the scope of positioning the recording electrodes on the effective muscular region. The rest of the workflow is similar irrespective of the type of subject due to the subject-specific nature of the problem.

A. Supervised Learning Framework based on SVM

In supervised learning settings, we deal with a given training dataset: a collection of labeled examples $\{(x_i, y_i)\}_{i=1}^N$. The composite representation of feature space can be given by a design matrix $X \in \mathbb{R}^{N \times D}$ where D denotes the dimension of the feature vector. In a multiclass scenario, the label y_i can be belonging to a finite set of classes $\{1, 2, \dots, C\}$ where C denotes the number of classes in the given dataset. The goal of a supervised learning algorithm is to use the design matrix and corresponding labels to learn a hypothesis or function $h : X \Rightarrow Y$, so that $h(x)$ is a good predictor for the corresponding value of y . In this work, we have used kernelized SVM, which is a powerful and versatile machine learning model when considering training on a non-linear

¹<https://www.rami-khushaba.com/electromyogram-emg-repository.html>

dataset. The main goal of SVM is to have the widest possible margin between the decision boundary that separates the two classes and the training instances. When performing the soft margin classification, the SVM tries to find a good balance between keeping the width of the margin as large as possible and limiting the margin violations [19]. The soft margin classifications are fundamentally convex quadratic optimization problems with linear constraints. The optimization goal of an SVM classifier with an RBF kernel can be expressed as the following dual form after transforming the constrained optimization objective into an unconstrained one [20]:

$$\begin{aligned} \min_{\alpha} \quad & \frac{1}{2} \sum_{i=1}^m \sum_{j=1}^m \alpha^{(i)} \alpha^{(j)} t^{(i)} \exp(-\gamma \|\mathbf{x}^{(i)} - \mathbf{x}^{(j)}\|)^2 - \sum_{i=1}^m \alpha^{(i)} \\ \text{s.t.} \quad & \alpha^{(i)} \geq 0 \text{ for } i = 1, 2, \dots, m \end{aligned} \quad (1)$$

where \mathbf{x} denotes the feature vector of a training instance. The variables $\alpha^{(i)}$ are called *Karush-Kuhn-Tucker* (KKT) multipliers of the generalized *Lagrangian*. $\xi^{(i)}$ are known as *slack* variable which is introduced to take into account the soft margin objective. m denotes the number of training instances and the variables $t^{(i)}$ are used to define inequality constraints. Using a standard Quadratic Programming (QP) solvers, we can estimate $\hat{\alpha}^{(i)}$ which minimizes Eq.(1), and subsequently, the feature weight vector \mathbf{w} and the bias term can be computed as follows [16]:

$$\begin{aligned} \hat{\mathbf{w}} &= \sum_{i=1}^m \alpha^{(i)} t^{(i)} \mathbf{x}^{(i)} \\ \hat{b} &= \frac{1}{n_s} \sum_{\substack{i=1, \\ \hat{\alpha}^{(i)} \geq 0}}^m (t^{(i)} - \hat{\mathbf{w}}^T \mathbf{x}^{(i)}) \end{aligned} \quad (2)$$

where n_s denotes the number of support vectors. During the inference, an SVM binary classifier can output the distance between the test instance and the decision boundary, which can be treated as the confidence score of a given prediction. Moreover, to deal with the multi-class scenario of our application, OvR (also known as one-vs-all) strategy has been adopted where for the N -class instances dataset, we have to generate N -binary classifier models [16].

B. Need for multi-objective optimization: Power-efficient EBC

The prediction result obtained from the SVM-based classifier model (in the EBC) will be utilized by the subsequent subcomponents namely, the actuator and the bio-robotic hand. To understand, the main design approach of a power-optimized controller, it would be interesting to look at the metric named *Recall* (also called sensitivity) of C_8 ('Rest' position). It can be computed by analyzing the confusion matrix (as shown in Fig. 2) based on the 'Rest' class (C_8) versus the other movement classes (C_1 to C_7); considering the rest class to be positive and the other movement classes to be negative. Here, False Negative (FN) means that the controller will perform any of the seven movements when the user wants to remain at 'Rest' (C_8). This would lead the subsequent actuator and bio-robotic hand to take an unnecessary and

undesirable (from the user perspective) action to move the prosthetic hand as the prediction result of the EBC-classifier is the main deciding factor that drives the actuator. Therefore, the model which has a low FN will be suitable for power-optimized controllers. On the other hand, FP implies that the controller will remain at rest even when the user intends to move. In this case, though the result is false the controller will be in the OFF mode. Therefore, the recall of C_8 should be high for avoiding unnecessary movement of the bio-robotic hand. Hence, in this work, we set two training objectives for the multi-class SVM model: (i) minimization of the number of false negatives of C_8 (or equivalently, maximization of recall of C_8), and (ii) maximization of overall classification accuracy considering the multi-class scenario. To this end, we have employed an elitist multi-objective evolutionary algorithm to tune the hyperparameters of the SVM model.

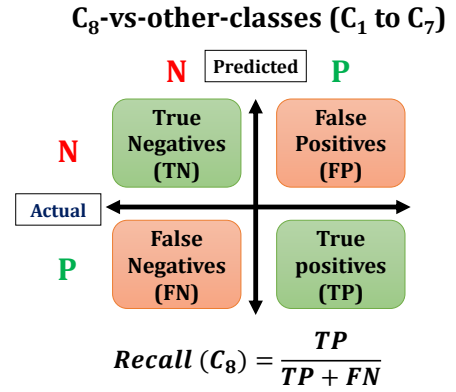


Fig. 2. An illustrated confusion matrix of one of the binary classifiers

C. Related works

Myoelectric pattern recognition for extracting the information of sEMG signals to infer the underlying muscle movements is a well-explored research area. One of the vital aspects is limiting energy consumption for power-constrained wearable devices. Researchers have tried to address this issue by reducing the computational complexity involved in the different stages of the end-to-end system. In [21], the authors have focused on optimizing the feature bit precision for reducing the computations, applicable for designing low-power feature extraction units for seizure detection using EEG signal classification. In [15], authors have utilized a spiking neural network classifier model for limiting the computations involved during the inference. In [22], authors have studied electromyographic signal classification using evolvable hardware (EHW) classifiers which aid in self-adaptation, fast training, and compact implementation. The performance of the EHW was found to be comparable to conventional ML models such as a k-nearest neighbor, decision trees, artificial neural networks, and support vector machines. This implies that compact implementation is equally important to the performance of the classifier.

Optimizing different parameters involved in the EMG-based system is another crucial point to be considered. For instance,

a genetic algorithm (GA) is utilized to determine the optimum window size and sliding interval for EMG signals in [23]. This selection of appropriate window size is a necessary parameter that contributes to the performance of the EMG classifier. Multi-Objective Optimization Genetic Algorithm (MOOGA) is applied in [24] to optimize the onset detection algorithms' results. A personal best-guide binary particle swarm optimization (PBPSO) for the feature selection process is proposed in [25]. A feature vector of a smaller dimension reduces the complexity of the subsequent classifier model. In [26], the authors have used GA to optimize the number of hidden nodes and LMS algorithms to optimize the parameters, which will avoid an excessive number of hidden nodes in the NN classifier. A genetic algorithm-based SVM (GS-SVM) is employed in [27] to distinguish between the muscle states representing muscle fatigue and maximum voluntary contraction (MVC).

Various discriminative models based on linear discriminant analysis [28], SVM classifiers [2][29], gradient boosting machines [30], and deep learning architectures [31][32][33][34] have been successfully used for different applications in the recent past. To the best of our knowledge, this is the first study on sEMG signals where the multi-objective training criterion is explored to enhance the energy efficiency of the EMG-based controller.

III. EVOLUTIONARY MULTI-OBJECTIVE OPTIMIZATION APPROACH TO SVM DESIGN

As discussed in the preceding sections, the current work deals with a bi-objective optimization problem to select a suitable SVM model to classify multiple classes of hand movements. The performance of the SVM for any kind of pattern recognition task relies on the optimal selection of hyperparameters. Hence, the hyperparameters such as C and γ are the decision variables of the defined optimization problem. Our task would be to search for an optimal set of hyperparameters (decision variables) that would minimize or maximize the aforementioned objective functions subjected to satisfy certain constraints. In other words, the defined MOOP can be considered an SVM model selection problem in which the objective functions are implicitly defined black-box simulation models. By observing the efficiency of evolutionary computation (EC) techniques in various complex MOOPs, we have employed a population-based meta-heuristic approach that can generally find out multiple Pareto-optimal solutions in one run. Unlike classical methods such as ϵ -Constraint [35], Benson's method [36], and Tchebycheff's method [37], EC-based techniques solve any MOOP by assigning the fitness to each solution. Moreover, these techniques have a better ability to generate all the Pareto-optimal solutions, even in the case of a non-convex objective space. Fundamentally, the EC-based multi-objective optimization approach finds out the solutions in two steps as follows:

- **Step A:** Generate multiple optimal solutions. The primary goals of this step are to find solutions that should converge to the true (global) Pareto-optimal front and preserve diversity in the estimated Pareto-optimal front.

- **Step B:** Select one solution using higher-level information (preference). It implies that it requires a trade-off between the objectives among the solutions.

In this work, we have used an algorithm called EC-based multi-objective optimization for SVM model selection (EC-MOOSVMMS). As discussed in Section I, the primary goals in finding solutions of this multi-objective optimization problems are mainly two: (i) the solutions should converge to the Pareto-optimal front, and (ii) they should be as diverse as possible. The achievement of one goal would not necessarily help to achieve the other goal. Our proposed algorithm is based on NSGA II, one of the benchmark multi-objective EC techniques that employ a fast non-dominated sorting approach to compute the dominance-based ranking for better convergence and uses crowding distance measures to preserve the diversity. The following few definitions pertaining to the dominance and Pareto-optimality would help to describe the proposed algorithm.

- **Concept of dominance:** Let $\{f_1, f_2, f_3, \dots, f_j, \dots, f_M\}$ be a set of objective functions, i.e., in our case, it would be all the performance metrics for the models. A solution s_p dominates solution s_q , if (i) s_p is no worse than s_q in all objectives ($f_j(s_p) \not\geq f_j(s_q) \quad \forall j = 1, 2, 3, \dots, M$), and, (ii) s_p is strictly better than s_q in at least one objective ($f_j(s_p) < f_j(s_q)$ for at least one $j \in \{1, 2, 3, \dots, M\}$).
- **Non-dominated set:** Among a set of solutions P , the non-dominated set of solutions P_{nd} are those that are not dominated by any member of the set P .
- **Global Pareto-optimal set:** The non-dominated set of the entire feasible search space is defined as the global Pareto-optimal set.

The proposed ECMOOSVMMS algorithm operates based on the following steps:

Step 1: It creates the first parent population for NSGA-II using hand-picked hyperparameter values (C and γ for the RBF Kernel).

Step 2: Next, it uses the parent population to generate a child (offspring) population equal in size to the parent population. The concepts of crossover and mutation will be used here.

Step 3: Set the value of generations as required and set *generation – count* parameter to 0. Performance metrics can also be used as a termination condition.

Step 4: This step consists of the following sub-steps and they are executed until the termination condition is not satisfied.

- Train your model for each member (set of hyperparameters) of the population and, calculate and store two performance metrics (eg: Accuracy, Recall, False Negatives etc.).
- Using the above performance metrics sort the population into fronts using the Non-dominated Sorting Approach. The fronts contain indices of members within the population, this helps in locating the member in the population or its performance metrics.
- The Crowding Distance is calculated for each front.
- The new parent population is now chosen from the fronts (starting from the first front) using the crowded binary tournament selection method until it is the same size as the previous parent population.

Algorithm 1: ECMOSVMMS algorithm based on NSGA-II

Input: Solution representation of real-coded genetic algorithm;
decision variable space and two objective functions: FN of class 8 and Accuracy;
variable bounds or constraints;
maximum allowed generations: N_{max}
Output: Pareto-front of two objective functions

```

1 Initialization: Initialize the generation counter  $n := 0$ ;
2 create the first parent population  $P(n)$  for NSGA-II using hand-picked hyperparameter values (eg: C and kernel order in SVM)
3 Evaluate  $P(n)$ : Assign rank using dominance depth method and crowding distance operator to  $P(n)$ 
4 while  $n \leq N_{max}$  do
5   Train SVM model for each member (set of hyperparameters) of the population and, calculate and store two performance metrics (Accuracy and False Negatives)
6   Using the above performance metrics sort the population into fronts using the Non-dominated Sorting Approach. The Crowding Distance is calculated for each front.
7    $M(n) :=$  Crowded-tournament-selection-operator ( $P(n)$ ); % Survival of the fittest
8    $C(n) :=$  SBX-Crossover-operator ( $M(n)$ ); % Crossover
9    $Q(n) :=$  Polynomial-Mutation-operator ( $C(n)$ ); % Mutation
10   $\hat{P}(n) := P(n) \cup Q(n)$ ; % Generate merge population
11   $P(n+1) :=$  Survivor-operator ( $\hat{P}(n)$ ); % Using concept of NDS and CD
12   $n := n + 1$ ;
13 return The final parent population including the pareto-optimal solutions;
```

- The new child population is created using crossover and mutation.
- The parent population is merged with the offspring population and sorted into different fronts according to the non-dominated sorting approach. The Crowding Distance is calculated for each front.
- A population size of N is selected based on their rank and crowding distance. If an entire front cannot be taken, members with a greater crowding distance are chosen first for the parent population.
- Next, the next generation will be started with the newly selected population from the previous steps.

Step 5: The final parent population is returned.

The pseudo-code of the composite algorithm is presented in Algorithm 1. The different NSGA-II operators of the proposed algorithm are described briefly in the following:

- **Non-dominated Sorting:** It is used to place solutions on their respective fronts based on their performance. We can assign a rank to each solution using the dominance-depth method. This method uses the concept of dominance. It iteratively compares each solution in the population and all the non-dominated solutions are sorted on various fronts like front 1, front 2, front 3, and so on. However, the worst-case complexity of this dominance depth method is $O(MN^3)$. In order to avoid this expensive sorting approach, we have used a fast non-dominated sorting approach according to the NSGA-II which will require $O(MN^2)$ computations, where M and N denote the number of objectives and the number of members in the population, respectively. This forms the crux of NSGA-II. The storage requirement of the sorting approach is $O(N^2)$. For getting more insight into the computational steps of non-dominated sorting, please refer to [17][38].
- **Crowding Distance:** It is calculated for each front of the population. For every performance metric f :
 - a) The front is sorted using f as the key.
 - b) For every member at index i in the sorted front, the crowding distance (CD) is calculated as follows:

$$CD(i) = \frac{f(i+1) - f(i-1)}{\max(f) - \min(f)} \quad (3)$$

where $\max(f)$ and $\min(f)$ are the maximum and minimum value of performance metric f for the entire population.

c) The members at the first and last position of the sorted front are assigned a distance of infinity (∞) or a very large number.

- **Crowded binary tournament selection:** This operator is used to choose good (above-average) solutions. This tournament selection is accomplished on a pool of N solutions whose ranks and crowding distances are already computed. It operates as per the following two steps:
 - (a) At first, two solutions are randomly chosen from the population.
 - (b) Then, out of these two solutions, a particular solution is selected based on the following criterion:
 - case-I: If the rank of the two solutions are different, then the solution with the better rank is selected.
 - case-II: If the rank of the two solutions is the same, then the solution with a larger crowding distance will be selected.
 - case-III: If the rank, as well as the crowding distance of the solutions, are the same, then any solution is randomly selected.

After each tournament $\frac{N}{2}$ number of solutions are got selected. Hence, we perform this tournament selection two times in each generation to end up with a good quality parent population with N members.

- **Crossover:** Inside the loop of each generation, this is the first variation operator after selection. Crossover is responsible for creating new solutions. These new solutions explore the search space. The desired properties of a standard crossover operator are as follows: (a) crossover operator should not steer the search in any particular direction as it does not utilize any fitness values. To this end, it should generate an offspring population such that the mean of the offspring population should be the same as that of the parent population. However, the variance may change during this process. (b) Secondly, the crossover operator should increase the population diversity by increasing the variance of the population. Otherwise, it may lead to a premature convergence. The

TABLE I
TIME AND SPACE COMPLEXITY

NSGA component	Time complexity	Space complexity
Non-dominated Sorting	$O(MN^2)$	$O(N^2)$
Crowding Distance	$O(MN \log N)$	$O(N)$
Crossover	$O(1)$	$O(1)$
Mutation	$O(1)$	$O(1)$

proposed ECMOOSVMMS has used a simulated binary crossover operator (SBX) to generate the offspring population. The crossover is performed with probability (p_c). The SBX is based on a non-linear probability distribution function [39] as given below:

$$p(\beta) = \begin{cases} 0.5(\eta_c + 1)\beta^{\eta_c}, & \beta \leq 1 \\ 0.5(\eta_c + 1)\beta^{\frac{1}{\eta_c+2}}, & \text{otherwise} \end{cases} \quad (4)$$

where η_c is an empirical parameter which is set during simulation.

- Mutation: It is the second variation operator which operates on the offspring population generated from the crossover stage. Its main purpose is to exploit the search space by perturbing the solutions. Our proposed method used a polynomial mutation operator [39] for perturbing any solution. The time and space complexities of various operators are shown in Table I.

IV. EXPERIMENTAL RESULTS

As discussed in Section II, our experimental setup was configured to handle the multi-class (number of classes = 8) classification problem. Furthermore, in our setup, we had to take care of two more aspects in general:

- Firstly, the EMG data is absolutely subject-specific. It implies that we had to deal separately with each subject taken from the dataset, and subsequently, different dedicated models have been trained and optimized for different subjects. In fact, all the performance measures mentioned in our analysis will be the average score considering the eleven subjects (nine male and two females).
- Secondly, the limb position invariance is a vital aspect of the entire design process of this type of EMG based controller. It is always a convenient aspect from the user's perspective that if we can train a model using the features extracted from the EMG data collected from a lesser number of limb positions while anticipating that the trained model will be able to show significantly good accuracy even if the test data comes from a different position (unseen during training). Based on the analysis shown in [2] as well as in our previous work [31], we have trained the classifiers using the sEMG data taken from positions 1(P1), 3(P3), and 5(P5). To evaluate our system, two test sets: TS1 and TS2 have been created. TS1 is completely disjoint from the train set as it contains the data only from completely unseen positions (P2 and P4). It would help to validate the generalization capability of the proposed system while implementing

TABLE II
DATA DISTRIBUTION FOR EACH SUBJECT

Subset	Number of data-points	Positions
Train	28368	P1, P3 and P5
Test set 1	12168	P2 and P4
Test set 2	7040	All the positions (P1-P5)

TABLE III
VARIOUS EMPIRICAL PARAMETERS

Parameters	Value
Population	98
Total generation count	10
Probability of crossover	0.6
η_c for SBX	15
Probability of mutation	0.4
η_m for polynomial mutation	20

the same movements at a different limb position. On the other hand, to capture a real-time testing session, TS1 includes data from all the limb positions (P1 to P5), including those completely unseen during training. The data distribution for each subject is shown in Table II.

The NSGA-II based ECMOOSVMMS algorithm has been used for the tuning of SVM hyperparameters (C and γ for the RBF Kernel) for each subject. The training set and a hold-out validation set are used in the first stage(NSGA-II). An OVR SVM model is trained using the train Set for every member of the population(set of hyperparameters). We calculate Accuracy and False Negative for Class 8 on TS2 for each SVM model. These serve as the performance metrics for NSGA-II. After NSGA-II has been completed, we select the solution with the highest Accuracy and the solution with the lowest FN for Class 8 from the non-dominated front of the last generation of NSGA-II. These solutions are simply sets of hyperparameters used for SVM. These selected solutions are once again used to train OVR SVM models, these models are validated using TS1. The objectives used for optimization are Accuracy and False Negative for the rest class (Class 8). The initial population for NSGA-II consists of some handpicked sets of hyperparameter values spread out over the search space. An SVM model is trained for each set of hyperparameters. The Accuracy and False Negative scores of each model on the validation set are used for non-dominated sorting. The algorithm is run for 10 generations for each subject, and the best performing solutions based on non-dominated sorting and crowding distance are taken as the parent population for the next generation. Each member of the population is a set of 2 hyperparameters needed for SVM. Two members of the parent population are chosen at random for creating a member of the child population. The SBX and polynomial-time mutation operator are used in the variation process as discussed in Section III. The parameter β is calculated by equating the probability curve (dictated by Eq. (4)) to a randomly generated number u from a uniform probability distribution, i.e., $u \in [0, 1]$. All the essential parameters of the

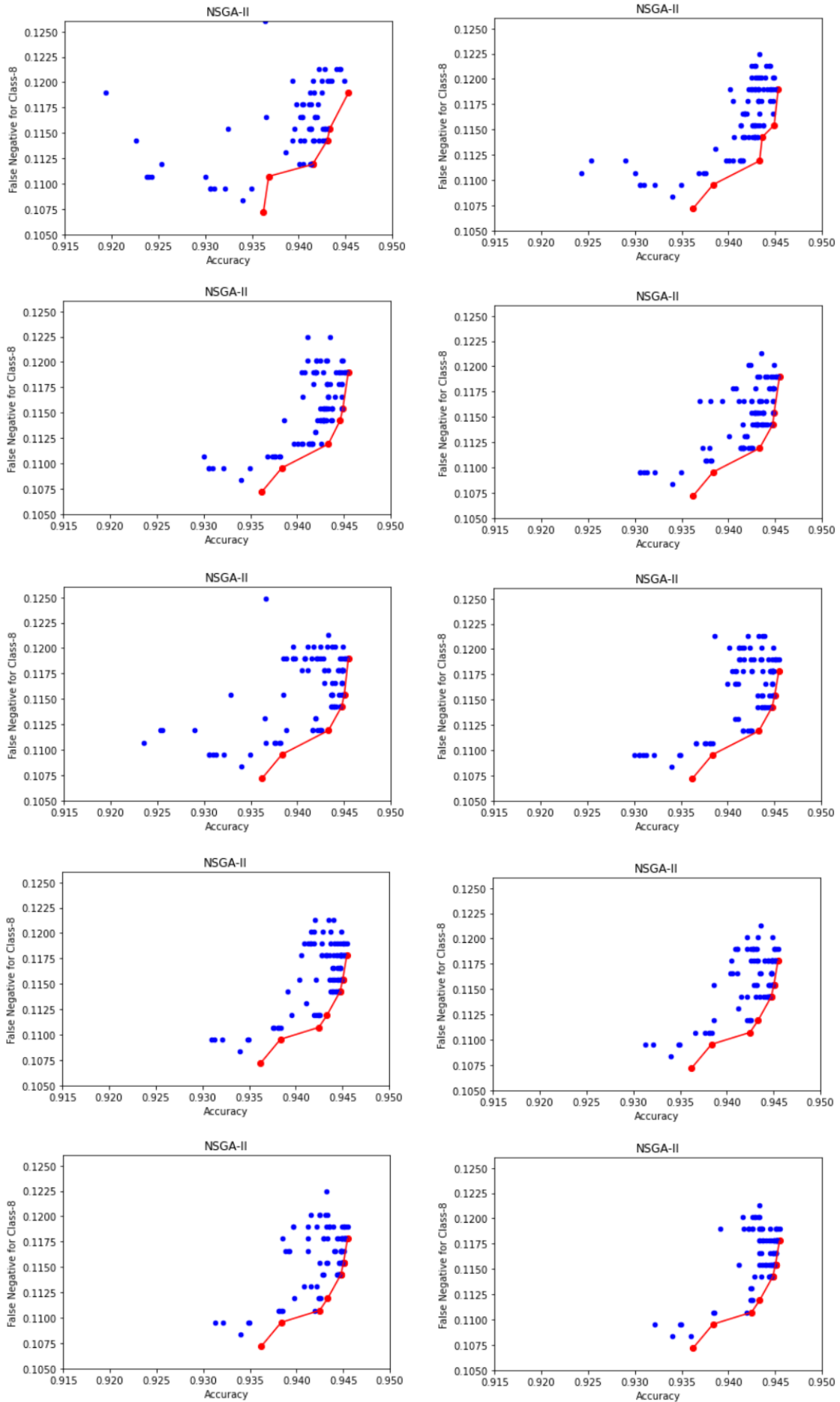


Fig. 3. NSGA-II Plots (Accuracy vs. FN for class 8) for Subject 10

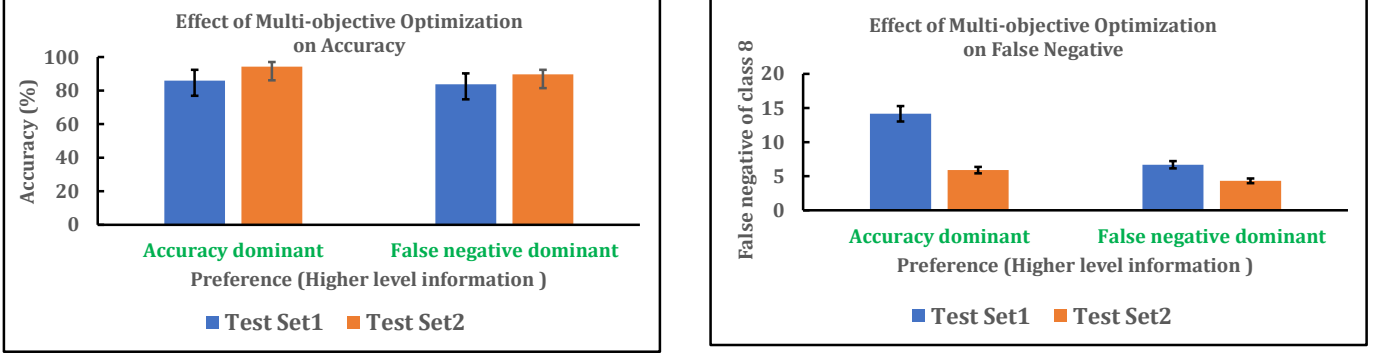


Fig. 4. Effect of Multi-objective Optimization on Accuracy and FN of class 8

implemented ECMOOSVMMS algorithm are shown in Table IV. Through random mutation and crossover, the algorithm reaches the optimal solutions. The solution with the highest Accuracy Score and the solution with the best False Negative Score are tested on a disjoint test set. An instance of NSGA-II plots on the objective space (accuracy vs. false negative of class 8) for Subject 10 is shown in Figure 3. It is worth mentioning that, a non-dominated front is created in each generation. At the end of the last generation, it can be observed that the Pareto-optimal front has been estimated. Hence, the subsequent process is to impose a preference on the objective space to select a particular solution from the estimated Pareto-optimal set. Based on the set preference, we can categorize the solutions into two groups: (i) Accuracy dominant solutions, and (ii) false-negative dominated solutions. The performance of the models obtained from the estimated Pareto-optimal set is evaluated for each of the individual subjects. The mean value of the metrics averaged over the eleven subjects has been depicted in Figure 4. Both accuracy dominant and FN dominant categories have shown superior performance on Test Set 2 as this set contains the signal instances from all the possible positions.

V. DISCUSSION

The main purpose of this study is to bring in the multi-objective training criterion to reduce the false movements at a particular upper-limb position towards enhancing the energy efficiency of the EMG controller. However, our implementation of the algorithm and evaluation method has not neglected the upper-limb position invariance training strategy which is now a well-established method [2][31]. The proposed ECMOOSVMMS algorithm is based on NSGA-II. Hence, it is an iterative improvement algorithm that runs for 10 generations for each subject, the best performing solutions based on non-dominated sorting and crowding distance are taken as the parent population for the next generation. Through polynomial mutation and crossover, the algorithm generated the optimal solutions by estimating a Pareto-optimal front. From one generation to the next, the non-dominated front can change in the following scenarios:

- A new non-dominated solution is found with identical performance to a previous the non-dominated solution,

the new solution will be a part of the non-dominated front. The shape of the front remains the same.

- A new non-dominated solution is found which dominates one or more members of the previous non-dominated front. The new solution is a part of the non-dominated front and the dominated solutions are not present in the new non-dominated front. This change is observed from Generation 1 to Generation 2 and from Generation 2 to Generation 3.
- A new non-dominated solution is found that neither dominates nor is identical to any member of the previous non-dominated front. The new solution will be a part of the non-dominated front. This change is observed from Generation 6 to Generation 7.

Additionally, we see that the solutions move towards the non-dominated front with each generation and there are fewer outliers. The NSGA-II non-dominated solution with the best Accuracy score and the solution with the lowest False Negative score is tested on the Disjoint Test Set for every subject. The Accuracy Dominant solutions have a better Accuracy on the Disjoint Set. Similarly, the False Negative Dominant solutions have a better False Negative score on the Disjoint Set. A trade-off can be made by choosing other solutions in the non-dominated front of the proposed ECMOOSVMMS algorithm.

VI. CONCLUSIONS

This study has applied the concept of Pareto-optimality to an SVM-based sEMG signal classification system. We have identified a specific multi-objective optimization problem in order to enhance the power efficiency of a myoelectric controller for applications pertaining to upper-limb prostheses and bio-robotic hand movement systems. Our proposed design strategy is aimed at reducing the number of false negatives of a particular hand-movement class while at the same time, it would take care of minimizing a cost function that accounts for the classification error on a given training data. From the viewpoint of multi-objective optimization, it is quite evident that there cannot be a single learning model that can satisfy different objectives at the same time. In this sense, Pareto-based multi-objective optimization is the only way to deal with the conflicting objectives in a supervised learning framework.

To this end, we have proposed an algorithm based on a standard evolutionary multi-objective optimization method to solve the Pareto-optimality in model selection. The extensive evaluation on the two subsets of unseen test data has proven the generalization capability of the trained kernelized SVM models. However, this work did not take into account the trade-off between classification accuracy and model complexity in model selection. However, it would be interesting in the future to explore various TinyML approaches [40][41] to generate a memory-efficient hand gesture recognition model which can be deployed on different extremely low-power and low-cost microcontrollers for real-time hand prosthesis control [42]. Furthermore, the future work will be devoted to the exploration of various other types of Pareto-based multi-objective ensemble learning [43] as well as employing multi-objective neural network optimization [44][45] for sEMG signal classification.

REFERENCES

- [1] R. Gopura, D. Bandara, K. Kiguchi, and G. K. Mann, "Developments in hardware systems of active upper-limb exoskeleton robots: A review," *Robotics and Autonomous Systems*, vol. 75, pp. 203–220, 2016.
- [2] R. N. Khushaba, M. Takruri, J. V. Miro, and S. Kodagoda, "Towards limb position invariant myoelectric pattern recognition using time-dependent spectral features," *Neural Networks*, vol. 55, pp. 42–58, 2014.
- [3] M. A. Oskoei and H. Hu, "Myoelectric control systems survey," *Biomedical signal processing and control*, vol. 2, no. 4, pp. 275–294, 2007.
- [4] A. Subasi, "Classification of emg signals using pso optimized svm for diagnosis of neuromuscular disorders," *Computers in biology and medicine*, vol. 43, no. 5, pp. 576–586, 2013.
- [5] N. Rabin, M. Kahlon, S. Malayev, and A. Ratnovsky, "Classification of human hand movements based on emg signals using nonlinear dimensionality reduction and data fusion techniques," *Expert Systems with Applications*, vol. 149, p. 113281, 2020.
- [6] G. Reynoso-Meza, X. Blasco, J. Sanchis, and M. Martínez, "Controller tuning using evolutionary multi-objective optimisation: current trends and applications," *Control Engineering Practice*, vol. 28, pp. 58–73, 2014.
- [7] R. Gopura, D. Bandara, J. Gunasekara, and T. Jayawardane, "Recent trends in emg-based control methods for assistive robots," *Electrodiagnosis in new frontiers of clinical research*, pp. 237–268, 2013.
- [8] N. Parajuli, N. Sreenivasan, P. Bifulco, M. Cesarelli, S. Savino, V. Niola, D. Esposito, T. J. Hamilton, G. R. Naik, U. Gunawardana *et al.*, "Real-time emg based pattern recognition control for hand prostheses: a review on existing methods, challenges and future implementation," *Sensors*, vol. 19, no. 20, p. 4596, 2019.
- [9] G. Weinberg, M. Bretan, G. Hoffman, and S. Driscoll, "Wear it - wearable robotic musicians," in *Robotic Musicianship*. Springer, 2020, pp. 213–254.
- [10] Y. Li, Y. Chen, T. Ren, Y. Hu, H. Liu, S. Lin, Y. Yang, Y. Li, and J. Zhou, "A dual-mode actuator for soft robotic hand," *IEEE Robotics and Automation Letters*, vol. 6, no. 2, pp. 1144–1151, 2021.
- [11] D. Brunelli, A. M. Tadesse, B. Vodermayr, M. Nowak, and C. Castellini, "Low-cost wearable multichannel surface emg acquisition for prosthetic hand control," in *2015 6th international workshop on advances in sensors and interfaces (IWASI)*. IEEE, 2015, pp. 94–99.
- [12] D. A. F. Guzman, S. Sapienza, B. Sereni, and P. M. Ros, "Very low power event-based surface emg acquisition system with off-the-shelf components," in *2017 IEEE Biomedical Circuits and Systems Conference (BioCAS)*. IEEE, 2017, pp. 1–4.
- [13] M. Masadeh, O. Hasan, and S. Tahar, "Machine-learning-based self-tunable design of approximate computing," *IEEE Transactions on Very Large Scale Integration (VLSI) Systems*, vol. 29, no. 4, pp. 800–813, 2021.
- [14] J. Castro-Godnez, D. Hernandez-Araya, M. Shafique, and J. Henkel, "Approximate acceleration for cnn-based applications on iot edge devices," in *2020 IEEE 11th Latin American Symposium on Circuits Systems (LASCAS)*, 2020, pp. 1–4.
- [15] A. K. Mukhopadhyay, I. Chakrabarti, and M. Sharad, "Classification of hand movements by surface myoelectric signal using artificial-spiking neural network model," in *2018 IEEE SENSORS*. IEEE, 2018, pp. 1–4.
- [16] A. Géron, *Hands-on machine learning with Scikit-Learn, Keras, and TensorFlow: Concepts, tools, and techniques to build intelligent systems*. O'Reilly Media, 2019.
- [17] K. Deb, A. Pratap, S. Agarwal, and T. Meyarivan, "A fast and elitist multiobjective genetic algorithm: Nsga-ii," *IEEE transactions on evolutionary computation*, vol. 6, no. 2, pp. 182–197, 2002.
- [18] A. Messac, A. Ismail-Yahaya, and C. A. Mattson, "The normalized normal constraint method for generating the pareto frontier," *Structural and multidisciplinary optimization*, vol. 25, no. 2, pp. 86–98, 2003.
- [19] C. M. Bishop, "Pattern recognition," *Machine learning*, vol. 128, no. 9, 2006.
- [20] S. Boyd, S. P. Boyd, and L. Vandenberghe, *Convex optimization*. Cambridge university press, 2004.
- [21] S. Koteswara and K. K. Parhi, "Incremental-precision based feature computation and multi-level classification for low-energy internet-of-things," *IEEE Journal on Emerging and Selected Topics in Circuits and Systems*, vol. 8, no. 4, pp. 822–835, 2018.
- [22] P. Kaufmann, K. Glette, T. Gruber, M. Platzner, J. Torresen, and B. Sick, "Classification of electromyographic signals: Comparing evolvable hardware to conventional classifiers," *IEEE Transactions on Evolutionary Computation*, vol. 17, no. 1, pp. 46–63, 2013.
- [23] A. Caliskan, H. Badem, and Z. A. il, "Determination of window size and sliding interval for emg signals by using genetic algorithm," in *2019 Medical Technologies Congress (TIPTEKNO)*, 2019, pp. 1–4.
- [24] M. Magda, A. Martinez-Alvarez, and S. Cuenca-Asensi, "Mooga parameter optimization for onset detection in emg signals," in *New Trends in Image Analysis and Processing – ICIAP 2017*, S. Battiato, G. M. Farinella, M. Leo, and G. Gallo, Eds. Cham: Springer International Publishing, 2017, pp. 171–180.
- [25] J. Too, A. R. Abdullah, N. Mohd Saad, and W. Tee, "Emg feature selection and classification using a pbest-guide binary particle swarm optimization," *Computation*, vol. 7, no. 1, p. 12, 2019.
- [26] Z. Qingju and S. Kai, "A study on multi-motion pattern recognition of emg based on genetic algorithm," in *2012 Second International Conference on Instrumentation, Measurement, Computer, Communication and Control*, 2012, pp. 168–171.
- [27] Y. Rong, D. Hao, X. Han, Y. Zhang, J. Zhang, and Y. Zeng, "Classification of surface emgs using wavelet packet energy analysis and a genetic algorithm-based support vector machine," *Neurophysiology*, vol. 45, no. 1, pp. 39–48, 2013.
- [28] H. Zhang, Y. Zhao, F. Yao, L. Xu, P. Shang, and G. Li, "An adaptation strategy of using lda classifier for emg pattern recognition," in *2013 35th annual international conference of the IEEE engineering in medicine and biology society (EMBC)*. IEEE, 2013, pp. 4267–4270.
- [29] A. K. Mukhopadhyay, S. Poddar, and S. Samui, "Forearm orientation invariant analysis for surface myoelectric pattern recognition," in *2020 IEEE International Symposium on Smart Electronic Systems (iSES)(Formerly iNiS)*. IEEE, 2020, pp. 86–90.
- [30] S. Samui, A. K. Mukhopadhyay, P. K. Ghadge, and G. Kumar, "Extreme gradient boosting for limb position invariant myoelectric pattern recognition," in *2020 IEEE International Symposium on Smart Electronic Systems (iSES)(Formerly iNiS)*. IEEE, 2020, pp. 81–85.
- [31] A. K. Mukhopadhyay and S. Samui, "An experimental study on upper limb position invariant emg signal classification based on deep neural network," *Biomedical Signal Processing and Control*, vol. 55, p. 101669, 2020.
- [32] M. Jabbari, R. N. Khushaba, and K. Nazarpour, "Emg-based hand gesture classification with long short-term memory deep recurrent neural networks," in *2020 42nd Annual International Conference of the IEEE Engineering in Medicine & Biology Society (EMBC)*. IEEE, 2020, pp. 3302–3305.
- [33] M. Simão, P. Neto, and O. Gibaru, "Emg-based online classification of gestures with recurrent neural networks," *Pattern Recognition Letters*, vol. 128, pp. 45–51, 2019.
- [34] M. Atzori, M. Cognolato, and H. Müller, "Deep learning with convolutional neural networks applied to electromyography data: a resource for the classification of movements for prosthetic hands," *Frontiers in neuroinformatics*, vol. 10, p. 9, 2016.
- [35] P. Ngatchou, A. Zarei, and A. El-Sharkawi, "Pareto multi objective optimization," in *Proceedings of the 13th International Conference on Intelligent Systems Application to Power Systems*. IEEE, 2005, pp. 84–91.
- [36] H. Benson, "Hybrid approach for solving multiple-objective linear programs in outcome space," *Journal of Optimization Theory and Applications*, vol. 98, no. 1, pp. 17–35, 1998.
- [37] K. Miettinen, *Nonlinear multiobjective optimization*. Springer Science & Business Media, 2012, vol. 12.

- [38] K. Deb, "Multi-objective optimization," in *Search methodologies*. Springer, 2014, pp. 403–449.
- [39] K. Deb, R. B. Agrawal *et al.*, "Simulated binary crossover for continuous search space," *Complex systems*, vol. 9, no. 2, pp. 115–148, 1995.
- [40] P. Warden and D. Situnayake, *Tinyml: Machine learning with tensorflow lite on arduino and ultra-low-power microcontrollers*. O'Reilly Media, peterbook.
- [41] H. Han and J. Siebert, "Tinyml: A systematic review and synthesis of existing research," in *2022 International Conference on Artificial Intelligence in Information and Communication (ICAIC)*, 2022, pp. 269–274.
- [42] S. Bian and P. Lukowicz, "Capacitive sensing based on-board hand gesture recognition with tinyml," in *Adjunct Proceedings of the 2021 ACM International Joint Conference on Pervasive and Ubiquitous Computing and Proceedings of the 2021 ACM International Symposium on Wearable Computers*, 2021, pp. 4–5.
- [43] A. Chandra, H. Chen, and X. Yao, "Trade-off between diversity and accuracy in ensemble generation," in *Multi-objective machine learning*. Springer, 2006, pp. 429–464.
- [44] Y. Jin, *Multi-objective machine learning*. Springer Science & Business Media, 2006, vol. 16.
- [45] G. G. Yen, "Multi-objective evolutionary algorithm for radial basis function neural network design," in *Multi-Objective Machine Learning*. Springer, 2006, pp. 221–239.