

Hall-type theorems for fast dynamic matching and applications

Bruno Bauwens*

Marius Zimand†

Abstract

We establish relations between two properties of bipartite graphs: expansion and dynamic matching. The latter is defined as follows. In a bipartite graph G , left nodes represent clients and right nodes represent servers. Clients can be active or idle and they can switch between the two states. When a client becomes active a neighbor server has to be assigned to it in an online manner, and when a client becomes idle the assigned neighbor is released. G has dynamic matching up to K with load r if assignments can always be made so that no server is ever assigned to more than r clients, assuming that at most K clients can be active at any given moment. A bipartite graph is a (K, γ) expander if any subset S of left nodes with size at most K has at least $\gamma \cdot \#S$ neighbors. Feldman, Friedman and Pippenger [FFP88] have shown that any $(K, 1)$ expander has dynamic matching up to K with load 3. If we replace every right node by 3 clones, we get matching with load 1, i.e., standard matching. Unfortunately their matching algorithm is slow, running in time $\exp(K \cdot \log N)$. Our main result is that any $(2K + 1, 2D/3 + 2)$ expander has dynamic matching up to K with load $O(\log N)$ and a much faster matching with runtime $\text{poly}(\log N, D)$ (N is the number of left nodes, and D is the left degree). Even though the expansion factor and the load are larger than in [FFP88], expanders as required in our result can be constructed explicitly with good parameters for applications. Our result gives for the first time a solution to the main open problem in [FFP88].

We give two applications. The first one is about so called wide-sense non-blocking connectors, i.e., directed graphs in which, roughly speaking, designated pairs of nodes request to be connected via vertex-disjoint paths or request to be disconnected, and the requests have to be satisfied in an online manner. We construct an explicit `wsnb` connector of depth t with $N^{1+1/t} \cdot \exp(O(t \cdot (\log \log N)^2))$ edges (value which essentially matches a known lower bound) and which has a path-finding algorithm with runtime $t \cdot \exp(O((\log \log N)^2))$. This algorithm is almost double-exponentially faster than the path-finding algorithm for the `wsnb` connectors with similar size from Feldman, Friedman, and Pippenger [FFP88] and from Wigderson and Zuckerman [WZ99].

The second application concerns bit-vectors, i.e., randomized storage schemes for representing a set S , so that a membership query “Is $x \in S$?” can be answered by reading a single bit. All the previous bit-vectors from the literature were for static sets. We construct a one-probe storage scheme for dynamic sets. Moreover our scheme has smaller size than all previous explicit schemes from the literature, in spite of the fact that the previous schemes have the limitation of only handling static sets.

*National Research University Higher School of Economics, Faculty of Computer Science, Moscow, Russia; This research was funded by RSF grant number 20–11–20203 (Sections 4 and 5)

†Department of Computer and Information Sciences, Towson University, Baltimore, MD. <http://orion.towson.edu/~mzimand/>; Partially supported by NSF grant CCF 1811729. Sections 1–3 and 6–8

Contents

1	Introduction	3
1.1	The model	4
1.2	Our contributions	5
2	Dynamic matching in polynomial time	9
3	Fast dynamic matching with T-expiration	11
3.1	From offline to fast incremental matching	11
3.2	From incremental matching to fast dynamic matching with T -expiration	12
4	Fast dynamic matching	14
5	Fast ϵ-rich dynamic matching with T-expiration	17
5.1	From (ϵ, r) -rich matching to $(\epsilon, 1)$ -rich matching	19
6	Explicit graphs with fast dynamic matching	20
6.1	Explicit graphs with 1-expansion up to K	20
6.2	Explicit graphs with $(1 - \epsilon)D$ expansion up to K	21
7	Application 1: Non-blocking connectors	22
8	Application 2: One-probe storage scheme for dynamic sets	24
A	The (slow) dynamic matching algorithm of Feldman, Friedman, and Pippenger	29

1 Introduction

A bipartite graph has matching up to K elements if for every set of K left nodes, we can assign to each element in the set one of its neighbors so that the assigned neighbors are pairwise different. A bipartite graph G has γ -expansion up to K if every subset S with at most K left nodes has at least $\gamma \cdot \#S$ right neighbors. By Hall’s theorem, matching is closely related to expansion: a graph has matching up to K elements if and only if it has 1-expansion up to K .¹ In this paper we establish connections between expansion and *online* matching, focusing on the case when the matching assignments can be done fast.

Henceforth, we use the term *offline matching* in lieu of matching to distinguish the above concept from the online variants that we study. A graph has *incremental matching* up to K elements, if there exists a strategy that receives K left nodes one by one, and assigns to the current one an available right neighbor before the next node arrives and without revoking past assignments. The graph has *dynamic matching* up to K , if there exists such a strategy for the case in which the left nodes can not only arrive but also depart releasing their match and if at most K left nodes are active at any moment. The left graph below has offline matching up to 2 elements, but it does not have incremental matching up to 2 elements. The right graph has the latter type, but it does not have dynamic matching up to 2.^{2 3}



One can interpret left nodes as clients and right nodes as servers. The bipartite relation models the fact that a client can only be satisfied by certain servers. If the graph has offline matching up to K elements, then for every set of at most K clients, one can assign unique servers. In dynamic matching up to K , assignments can be made on-the-fly as clients arrive and depart with the condition that at most K clients are active at any given moment.

Feldman, Friedman, and Pippenger [FFP88, Proposition 1] (see Appendix A) have shown that if a graph G has 1-expansion up to K , then it has dynamic matching up to K with load 3. “Matching with load r ” is a relaxation of matching in which a right node can be assigned to at most r left nodes. When the load r is 1, we get the standard definition of matching. It follows that a graph G as above can be converted into a graph G' that has dynamic matching up to K by making 3 clones of

¹Unless specified otherwise, in this paper whenever we use the term *graph*, we mean a bipartite graph. As usual, L and R denote the left and, respectively, the right set of the bipartition. $\mathcal{N}(x)$ is the set of neighbors of the node x and for a set of nodes S , $\mathcal{N}(S) = \bigcup_{x \in S} \mathcal{N}(x)$. In the graphs in this paper, all left nodes have the same degree, denoted D . $\#A$ denotes the size of the set A .

²Dynamic matching up to K elements can be imagined as a game in which a Selector adds and retracts matching requests so that no more than K requests are active at any moment, and a Matcher has to satisfy the requests on the fly or else loses the game. The Selector wins the game on the right graph with the following sequence of additions and retractions of requests. He first adds the middle left element, and the Matcher has to assign to it the top right neighbor (otherwise the Selector wins at the next step by adding the bottom left node). Selector next adds the top left node which can only be matched with the right bottom node, and at next step he retracts the left middle node and adds the bottom left node. At each moment at most 2 left nodes have active matching requests and we conclude that the right graph does not have dynamic matching up to 2 elements. The formal definition is in Section 1.1.

³*Dynamic matching* is also used in a different way in dynamic graph algorithms (for example, see [HKPS20]). Over there, the objective is to update good (in various senses) matchings in a dynamic graph in which edges are inserted and deleted. Unlike these algorithms, in this paper the graph is known before hand by the two players in the matching game and a matching assignment cannot be revoked unless the left node departs.

each right node. From the point of view of combinatorics, this is a strong result, but algorithmically it has a major drawback: the procedure for making a matching assignment is very slow, running in time exponential in $K \log N$, where N is the number of left nodes. An important open question from [FFP88] is to find a variant of their result giving graphs with efficient matching algorithms. A key part of the algorithm in [FFP88] is a co-NP hard task (see the discussion in Appendix A) and, therefore, a different technique is needed to obtain fast matching.

We present a solution to this old open question. We show that graphs with expansion factors of the type seen in lossless expanders⁴ have fast dynamic matching with small load. The expansion factor and the load are larger than in [FFP88], but we show that they are good enough for applications (in particular for constructing certain non-blocking networks, which is the application from [FFP88]). *Fast matching* means that when the original graph is given as an oracle, every matching assignment and every matching retraction can be computed in time $\text{poly}(\log N, D)$ (D is the left degree of the original graph; we assume for simplicity that all left nodes have the same degree). For a typical regime of parameters, this is double-exponentially faster than in [FFP88]. We present explicit constructions of graphs with the required expansion factors which have good parameters, relying on existing tools from the theory of pseudorandomness (lossless expanders and dispersers). And we give two applications which represent significant advances in two extensively-studied areas.

Before presenting our main results, we need to formally define dynamic matching and introduce some flavors of it. We do this using games, as sketched in Footnote 2.

1.1 The model

Dynamic matching game with parameter K on a bipartite graph. The game proceeds by coloring edges. Two players, called Selector and Matcher, both know the graph and alternate turns. Selector starts.

At his turn, Selector may uncolor any number of edges. Afterwards, at most $K - 1$ left nodes can be incident to colored edges. Then he selects exactly one left node x that does not lie on a colored edge.

At her turn, Matcher must color one edge that is incident on the selected node x and is disjoint from all other colored edges, i.e., in the subgraph containing only the colored edges all the nodes have degree one. If the Matcher can not do this, she loses.

The interpretation of the game is clear. The selection of the left node x means that x makes a request to be matched. Coloring the edge (x, y) means that y has been assigned to x , uncoloring the edge means that the match of x is retracted. At every moment, at most K left nodes can be matched.

We also consider the following variants, which are useful in applications:

- The dynamic matching game with load r is obtained if we require that in the subgraph of colored edges all right degrees are at most r (instead of 1).

- The ϵ -rich dynamic matching game is obtained if we require that in the subgraph of colored edges all left degrees are at least $(1 - \epsilon)D$. More precisely, when Selector selects x , the Matcher has to color $(1 - \epsilon)D$ edges incident on x , and when the Selector retracts x , all the edges incident on x are uncolored. (Thus, a left node is assigned at least $(1 - \epsilon)$ fraction of its neighbors, rather than a single neighbor.)

⁴A lossless expander is a graph that has $(1 - \epsilon)D$ expansion up to K , i.e., the expansion factor is a large fraction of D (the left degree).

- The dynamic matching game with T -expiration works under the assumption that for every i , the i -th assignment has to be released before the $(i + T + 1)$ -th assignment. In other words, every assignment survives at most the next T matching requests. T is a natural number parameter.

- The incremental matching game is obtained if no edge is uncolored. Thus this game ends after at most K selections.

- There are also games which combine some of the conditions, for example ϵ -rich with T -expiration, and so on.

Definition 1. *A graph has dynamic matching up to K elements if there exists a strategy for Matcher in the dynamic matching game in which she never loses.*

Similarly, we say that a graph has dynamic matching with load r (respectively ϵ -rich dynamic matching, dynamic matching with T -expiration, incremental matching, and the other variants) if the Matcher has a strategy in the corresponding game in which she never loses.

Due to the dynamic nature of the input, similarly to dynamic graphs algorithms (see Footnote 3), the algorithms are in fact a data structure that supports efficiently 2 operations: matching assignment and matching retraction. This means that each operation assigns values to some components of the data structure that are used by the future operations. In all of our results, the time complexities are worst-case, not amortized.

1.2 Our contributions

Hall-type theorems for fast dynamic matching. We show that graphs with various expansion factors have fast dynamic matching of various types.

1. **Main result - Hall-type theorem for fast dynamic matching.** If a graph with left set L and left degree D has $(2D/3 + 2)$ -expansion up to $2K + 1$, then it has dynamic matching up to K with load $O(\log(\#L))$. Moreover there exists a data structure in which every matching assignment and every matching retraction take $\text{poly}(\log \#L, D)$ time.
2. **Hall-type theorem for ϵ -rich fast dynamic matching with T -expiration.** If a graph with left set L and left degree D has $(1 - \epsilon)D$ -expansion up to $2K$, then for every T , it has ϵ -rich dynamic matching up to K with load $O(\log(KT))$ and T -expiration. Moreover there exists a data structure in which every matching assignment and every matching retraction take $\text{poly}(\log \#L, \log T, D)$ time. We do not know how to eliminate the assumption of T -expiration, but this assumption is not an obstacle in the application that we present.

We have some other results of this type, which are intermediate steps for Item 1 and Item 2 in the above list. They are of independent interest and are shown in Table 1.

Note that if a graph G has dynamic matching up to K elements and expiration parameter $T \geq K$, then it also has incremental matching up to K elements (because if there are no retractions, then there cannot be more than K requests and therefore the K -expiration property is automatically guaranteed).

The proof of the main result goes through the following steps. First, in Section 2, we show the dynamic matching algorithm with polynomial-time runtime (line 4 in Table 1). Next, in Section 3, we show the fast dynamic matching algorithm that assumes T -expiration (line 3 in Table 1). Finally, interleaving in a certain way the two algorithms, in Section 4, we obtain the fast dynamic matching algorithm (Main result and line 5 in Table 1). The ϵ -rich matching algorithm (line 6 in Table 1) is obtained in Section 5.

expansion of G	matching up to K	load	runtime per match	reference
$(K, 1)$	offline	1	N/A	Hall's Theorem
$(K, 1)$	dynamic	3	$\exp(K \cdot \log \#L)$	[FFP88, Prop. 1]
$(K, 1)$	T -expiration dynamic	$O(\log(KT))$	$\text{poly}(\log \#L, \log T, D)$	Theorem 8
$(K, 2D/3 + 2)$	dynamic	1	$\text{poly}(\#L, D)$	Proposition 2
$(2K + 1, 2D/3 + 2)$	dynamic	$O(\log \#L)$	$\text{poly}(\log \#L, D)$	Theorem 9
$(2K, (1 - \epsilon)D)$	T -expiration dynamic, ϵ -rich	$O(\log(KT))$	$\text{poly}(\log \#L, \log T, D)$	Theorem 19

Table 1: Hall-type theorems: summary of results. $\#L$ is the number of left nodes and D is the left degree. In the first column, the pair (K, γ) indicates that G is a (K, γ) bipartite expander, i.e., G has γ -expansion up to K . In the fourth column, the runtime is for finding one matching assignment, and it is worst-case.

In applications it is important to have *explicit* graphs with expansion as in the first column of Table 1, which guarantees fast dynamic matching of various types. We recall that a bipartite graph is explicit if there is an algorithm that on input a left node x and $i \leq D$, returns the i -th neighbor of x in time $\text{poly}(\log \#L, D)$. It is also important that the right set R of the bipartition has size close to K and that the left degree D is small. Using existing constructions, we present in Section 6, explicit graphs with $(K, 1)$ expansion, which have $\#R/K$ and D equal to $\text{poly}(\log \#L)$, and explicit graphs with $(K, (1 - \epsilon)D)$ expansion (i.e., lossless expanders), which have $\#R/K$ and D equal to $\exp O(\log \log \#L + (\log \log K + \log 1/\epsilon) \cdot \log \log K)$.

We typically need standard matching, i.e., matching with load 1. Thus it is desirable to transform graphs that have matching with load r into graphs that have matching with load 1. With the exception of ϵ -rich matching, this can be done by making r clones of each right node. The cost is that the left degree and the size of the right set increases by a factor of r . In the case of ϵ -rich matching this can be done by hashing. The cost is that the left degree increases by a factor of $s = O(r \cdot \#L \cdot (1/\epsilon))$ and the size of the right set by a factor of s^2 (see Section 5.1). When r is small these transformations only affect slightly the parameters in applications.

Applications. We present two applications of fast dynamic matching.

Application 1: non-blocking networks. The first application is in the area of non-blocking network design, which is not surprising because this has been the main subject in [FFP88] and the motivation for introducing expanders fifty years ago [BP73, Mar73]. A non-blocking network is a directed acyclic graph which, broadly speaking, allows good connections between designated nodes or groups of nodes. Our application is about a type of networks called *connectors*.

Definitions. An N -network is a graph in which N nodes are called *input* nodes, and N different nodes are called *output* nodes. The number of edges is called the *size* of the network. The number of edges on the longest path from input nodes to output nodes is called the *depth* of the network. A *request* is a pair consisting of an input node and an output node. A set of requests is *valid* if every input node and output node appears at most once. Note that such a set can contain at most N requests. A *rearrangeable network* is a network such that for each valid set of requests, there exists a set of pairwise vertex disjoint paths that connect each input to the corresponding output in the set of requests. In many applications, the requests are not given at once, but arrive one by one and can later be retracted. A *wide-sense non-blocking (wsnb) N -connector* is an N -network for which there exists a strategy that can satisfy requests dynamically. This means that when a valid request arrives, the strategy has to immediately find a path that is vertex-disjoint from all existing paths.

ht

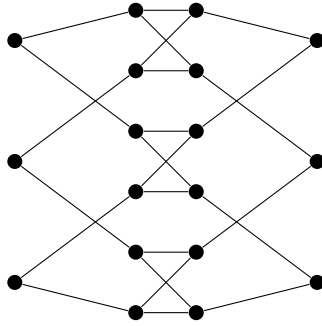


Figure 1: A *ssnb* connector with 3 inputs (the nodes in the first column) and 3 outputs (the nodes in the last column), depth 3, and size 24.

This path can not be changed until the request is retracted and the path is deleted. The aim is to generate a network with a minimal number of edges and for which the path finding algorithm is as efficient as possible. There exist also *strict-sense non-blocking (ssnb)* connectors which have a stronger property: Given any vertex-disjoint paths from inputs to outputs, and a valid request, there exists a path connecting the vertices in the request, which is vertex-disjoint with the given paths. See Figure 1.

In a *generalized* connector, we consider inputs that broadcast to several outputs. More precisely, we consider now lists of requests in which each output appears at most once, but inputs can appear multiple times (thus, we want to connect an input to several outputs, with connections defining a one-to-many relation). In a generalized connector, when an input u is retracted, the entire tree of paths that start from u is deleted. Two paths are *compatible* if they only share an initial segment. This initial segment might be empty. Thus, after they separate two compatible paths do not have any common vertex. The requirement is to connect the nodes in the request via pairwise compatible paths.⁵ A wide-sense non-blocking generalized N -connector is defined in a similar way to *wsnb* connectors, and we simply refer to them as *wsnb generalized N -connectors*.

In [PY82] it was shown that rearrangeable N -networks of depth t must have at least $tN^{1+1/t}$ edges. Obviously, this lower bound also holds for the more demanding *wsnb* N -connectors and *ssnb* N -connectors. In [ALM96] an explicit *ssnb* N -connector is constructed with almost optimal parameters and a very efficient path finding algorithm. The number of edges is $O(N \log N)$, all paths have length $2 \log N + 1$ and all nodes have constant degree. Moreover, the path finding algorithm is local in the following strong sense: the path can be found by letting the nodes run a constant amount of computation. Only the nodes of the generated path and their neighbors participate in the computation. Thus to construct the path, the total amount of communicated bits is $O(\log N)$ (to retract the path, more nodes might be involved and the complexity can be larger; the paper does not discuss this).

Our focus is on generalized connectors with constant depth t . Some constant-depth *ssnb* N -connectors are known, with path-finding algorithms running in time $\text{poly}(\log N)$, but their size is not optimal (see [Hwa98, Chapter 2]). For instance, the Clos network of depth t (for every odd t) has size $\Theta(N^{1+2/(t+1)})$ (the constant in $\Theta()$ depends on t). Feldman, Friedman, and Pippenger [FFP88]

⁵Note that the compatible paths define a collection of disjoint trees rooted at the input nodes making a request and with output nodes as leaves; each tree connects the input node in the root to the output nodes that it has requested.

give nonexplicit constructions of networks of size $O(N^{1+1/t} \log^{1-1/t} N)$ with a slow path finding algorithm running in time exponential in N . They ask, as an important question left open by their work, whether a `wsnb` generalized connector exists with small size and an efficient path finding algorithm. They do not specify explicitly, but “small size” is usually considered to be a value that is $N^{1+1/t} \cdot N^{o(1)}$ (for instance, see [WZ99]), and “efficient” should ideally mean that the runtime is $\text{poly}(\log N)$ like in the networks mentioned above which do not have “small size.” In [WZ99, Th. 5.4] an explicit construction was given achieving size $N^{1+1/t} \exp((\log \log N)^{O(1)})$, but the path finding algorithm is the same slow one from [FFP88].

We obtain an explicit `wsnb` generalized connector of depth t with $N^{1+1/t} \cdot \exp(O(t \cdot (\log \log N)^2))$ edges, with a path-finding algorithm that satisfies each (input, output) routing request in time $t \cdot \exp(O((\log \log N)^2))$. For constant t , the size is smaller than the network in [WZ99, Th. 5.4]. This almost solves the open question in [FFP88], the only issue being that the runtime is quasipolynomial in $\log N$ instead of being polynomial. Nevertheless our algorithm is almost double-exponentially faster than in [FFP88, WZ99] (more precisely, $\exp(O((\log \log N)^2))$ compared to $\exp(N)$). Moreover, if we impose the restriction that each path in the network expires after T connection requests (similarly to dynamic matching with T -expiration) and assume that $T = \text{poly}(N)$, then there exists an explicit `wsnb` generalized connector of depth t with $N^{1+1/t} \cdot (\log N)^{O(t)}$ edges and with a path-finding algorithm with runtime $t \cdot \text{poly}(\log N)$.

Application 2: one-probe storage schemes for dynamic sets. This application is about *one-probe storage schemes* for the dictionary data structure. The goal is to store a subset S of a large set U (the “universe”). Let N denote the size of U , and K denote the size of S . A simple storage scheme is to keep in a table a sorted list of the K elements of S . The table is stored on $K \lceil \log N \rceil$ bits, and, for $x \in U$, one can determine if x is in S or not, by reading $(\lceil \log K \rceil + 1) \cdot \lceil \log N \rceil$ bits from the table. An alternative is to have a table of N bits indexed by the elements in U and to set a bit to 1 if and only if its index is in S . Now the query “Is $x \in S$?” can be answered by reading a single bit. Also, one can insert or delete an element by modifying a single bit. The cost is that the table is long (taking into account that typically $N \gg K$).

A *one-probe storage scheme* (also called a *bitvector*) is a data structure like the second table above, that answers any membership query “Is x in S ?” by reading a single bit. It is a fundamental data structure that has been studied extensively (see the discussion in [BMRV00]).

Buhrman, Miltersen, Radhakrishnan, and Venkatesh [BMRV00] have used lossless expanders to build randomized one-probe storage schemes with short tables, in which every membership query has to be answered correctly with probability $1 - \epsilon$.⁶ They have a scheme based on a non-explicit expander that uses a table of size $O(K \cdot \log N \cdot (1/\epsilon)^2)$ bits. Note that $K \log N$ is essentially the information-theoretical lower bound for storing the set even without the one-probe restriction. They also have an explicit construction achieving table size $O((K \cdot \log N \cdot 1/\epsilon)^2)$. Using improved explicit lossless expanders, there are explicit one-probe storage schemes with smaller tables. Ta-Shma [Ta-02] obtains table size $K \cdot \exp(O((\log \frac{\log N}{\epsilon})^3))$, and Guruswami, Umans, and Vadhan [GUV09, Theorem 7.4] obtain table size $K \cdot \text{poly}((\log N)/\epsilon) \cdot \exp(\sqrt{\log((\log N)/\epsilon) \log K})$. In all these schemes, making a membership query (i.e., finding the bit in the table that is probed) is fast, taking time $\text{poly}(\log N, \log(1/\epsilon))$.

These one-probe storage schemes work for *static* sets, in the sense that any updating of S requires the recomputation from scratch of the entire data structure, an operation that in the above schemes

⁶Randomized one-probe storage schemes are different from Bloom filters which store an approximation of the set. More precisely, a Bloom filter stores a superset S' of the intended S . Thus for every x in $S' - S$ (the false positives) the error probability of the query “Is x in S ?” is 1, and for x in S or in $U - S'$ the error probability is 0 (and the probability over the choice of the hash functions used by the Bloom filter that an element is in $S' - S$ is ϵ).

takes time $\text{poly}(K, \log N, \log 1/\epsilon)$. Using graphs with ϵ -rich dynamic matching with $2K$ -expiration, we obtain one-probe storage schemes for *dynamic* sets. In our construction, the insertion or the deletion of an element x can be done in time $\text{poly}(D, \log N, \log 1/\epsilon)$ (where D is the left degree of the graph), which, for typical regime of parameters, is much faster than reconstructing the whole table. A membership query is done by reading a single bit and has runtime $\text{poly}(\log N, \log 1/\epsilon)$, the same as in the previous schemes. The size of the data structure depends on the parameter K , which is the maximum size the dynamic set can have at any moment during its history. Our construction in which we plug the explicit lossless expander mentioned above yields an explicit one-probe storage scheme for dynamic sets with a table of size $K \cdot \text{poly}(\log N) \cdot \exp(O((\log \log K + \log(1/\epsilon)) \cdot \log \log K))$. This is smaller than the table size in all the previous explicit schemes mentioned above, in spite of the fact that they have the limitation of only handling static sets.

We remark another important feature of our construction. All the previous explicit one-probe storage schemes required a lossless expander with a special “list-decoding” property (see [GUV09, Th.7.2]), while our approach works with any lossless expander. Consequently, any future improvement in explicit lossless expanders will directly induce better one-probe storage schemes.

2 Dynamic matching in polynomial time

In this section, we show that a graph with expansion factor roughly $2D/3$ has a dynamic matching algorithm with a running time of $\text{poly}(N, D)$. This is the result in the 4-th line of Table 1. The algorithm will be used in the proof of our main result Theorem 9, which has a much faster algorithm whose runtime is $\text{poly}(\log N, D)$.

Proposition 2. *Let G be a graph with N nodes and left degree D . If G has $(\frac{2}{3}D + 2)$ -expansion up to $K + 1$, then it has a dynamic matching algorithm up to K and there exists a data structure that supports matching assignment and matching retraction with runtime $\text{poly}(N, D)$.*

We start with some technical lemmas. Given a left subset $S \subseteq L$, we call a right node *private* for S if it has precisely 1 left neighbor in S . The following lemma holds for all bipartite graphs with left degree D .

Lemma 3. *The number of private neighbors of S is at least $2\#\mathcal{N}(S) - D\#S$.*

Proof. We need to lower bound the number p of private nodes of S . The number of nodes in $\mathcal{N}(S)$ that are not private, equals $\#\mathcal{N}(S) - p$. There are $D\#S$ edges with an endpoint in S . For each such edge, the right endpoint is either a private node or a node with at least 2 neighbors in S . Hence

$$D\#S \geq p + 2(\#\mathcal{N}(S) - p).$$

The lower bound of the lemma follows by rearranging. □

The following lemma holds for graphs satisfying the assumption in the proposition.

Lemma 4. *Let $Y \subseteq R$ with $\#Y \leq 2K + 1$. Assume a set P contains only left nodes x for which $\#\mathcal{N}(x) \cap Y \geq D/3$. Then $\#P \leq K$.*

Proof. Suppose P contains at least $K + 1$ elements and let S be a subset of P of size exactly $K + 1$. By expansion, S has at least $(\frac{2}{3}D + 2)\#S$ right neighbors. By assumption on P , each of its nodes has at most $\frac{2}{3}D$ neighbors in the complement of Y . Thus, the total number of nodes in $\mathcal{N}(S) \cap Y$ is at least

$$\geq (\frac{2}{3}D + 2)\#S - \frac{2}{3}D\#S = 2\#S \geq 2K + 2.$$

But this contradicts $\#Y \leq 2K + 1$. □

Proof of Proposition 2. The idea of the matching algorithm is to assign a “virtual match” to left nodes with at least $D/3$ matched right neighbors. Thus there are 2 types of matches to which we refer as standard and virtual matches. In the above bound of $D/3$, we count both types of matches. A virtual match is treated as an actual match and other nodes can not be matched to it.

During the algorithm we maintain the following invariant property:

*(Invariant *)* For every $x \in L$ without a standard match, it holds that x has a virtual match if and only if the number of matched neighbors of x is $\geq D/3$.

Matching algorithm when a left node x makes a request.

If the node x has a virtual match, then the virtual match y is returned and thus y is now a standard match. For every left node, the number of matched neighbors does not change (because the only change is that one match is converted from virtual to standard) and therefore invariant * continues to hold.

If the node x does not have a virtual match, then x is matched to any right neighbor y that does not have a match (of either type). By the invariant property *, x has less than $D/3$ matched neighbors, and therefore y exists.

Since y is a new match, there can appear nodes with at least $D/3$ matched neighbors that do not have a match (of either type), and we need to make some operations to maintain the invariant *. Let S be the set of left nodes which require virtual matches to guarantee the invariant *. Concretely, these are the left nodes that have no match and have exactly $\lceil D/3 \rceil$ matched neighbors.

If S is empty, nothing needs to be done to maintain the invariant *. So let us assume that $\#S \geq 1$. The algorithm now assigns virtual matches to the elements in S , one at a time, as follows. The following claim is proved later.

Claim 5. *There exists a right node y that is a private node of S and is unmatched.*

Select an unmatched right node y that has the property in the above claim. The node y has exactly 1 neighbor in S , let us call it x . Remove x from S and declare y to be the virtual match of x . Add to S all new nodes without a match which have $\lceil D/3 \rceil$ matched neighbor. Keep repeating this procedure until S is empty, which means that the invariant * holds. The following Claim 6 (which we prove below) shows that the loop terminates and that the runtime is as claimed.

Claim 6. *The set S becomes empty in at most $\#L$ iterations and the runtime of a match assignment is $\text{poly}(\#L, D)$.*

Matching algorithm when a match (x, y) is retracted.

If after excluding y , x still has at least $D/3$ matched neighbors, then declare y to be a virtual match. Otherwise, we need to restore the invariant. So, retract the match (x, y) and retract all virtual matches of left nodes with less than $D/3$ matches. This operation takes time $\text{poly}(\#L, D)$ (because the number of left nodes with virtual matches is obviously bounded by $\#L$). This finishes the description of the matching algorithm.

It remains to show the promised claims, and this will finish the proof.

Proof of Claim 5. First we show that at any moment, all nodes in S have exactly $\lceil \frac{D}{3} \rceil$ matched neighbors. By construction a node is placed in S when it has at least $\frac{D}{3}$ matched neighbors. This condition is checked each time after a match is assigned, thus when a node x is added to S it has exactly $\lceil \frac{D}{3} \rceil$ matched neighbors. The algorithm only assigns a virtual match y to some node x in S

if y has no other neighbor in S and afterwards x is removed from S . This means that for all other nodes in S , the number of matched neighbors does not change, i.e., it remains $\lceil \frac{D}{3} \rceil$.

A left node that has at least $D/3$ matched neighbors is said to be *heavy*. We show that after every matching assignment, at most K nodes are heavy. The proof is by induction on the ordinal of the matching assignment. The statement is true for the first matching assignment, because at that time the number of heavy nodes is 0. Assume that before the current matching assignment, there are at most K heavy nodes. The invariant * implies that the number of virtual matches is at most the number of heavy nodes and thus the number of standard and virtual matches is at most $K + K$ (in fact, it is 1 less, but this doesn't matter). Let us now consider the situation after the current matching assignment. Let Y be the set of matched right nodes with the new match included, thus $\#Y \leq 2K + 1$. Let P be the set of heavy nodes. From Lemma 4 we infer that $\#P \leq K$, i.e., there are still at most K heavy nodes.

Now we finally show that there exists an unmatched node that is private of S (i.e., an unmatched right node that has exactly 1 left neighbor in S). Since all nodes in S are heavy, the previous point implies $\#S \leq K$. By the assumption on expansion, $\#\mathcal{N}(S) \geq (\frac{2}{3}D + 2)\#S$. By Lemma 3, there are at least $(\frac{1}{3}D + 4)\#S$ private neighbors of S . By the first paragraph in this proof, at most $(\frac{1}{3}D + 1)\#S$ of these private neighbors can be matches. Hence, at least $3\#S$ right nodes are private and unmatched. Thus, since $\#S \geq 1$, the required right node y exists. \square

Proof of Claim 6. Only unmatched elements are added to S and they are removed from S when matched. But since no matches are retracted during this part of the computation, every left node can enter S at most once and therefore there can be at most $\#L$ iterations after which S must become empty.

Moreover, this happens after a $\text{poly}(\#L, D)$ amount of computation. All other steps of the algorithm can also be evaluated with this amount. \square

This finishes the proof of Proposition 2. \square

3 Fast dynamic matching with T -expiration

In this section we show that any graph with 1-expansion up to K (thus, by Hall's theorem, any graph with offline matching up to K) has fast dynamic matching up to K with small load, provided the T -expiration condition is satisfied. This is the 3-rd row in Table 1. The result will be used in the proof of the main result Theorem 9 in which the T -expiration condition is removed (but the graph must have larger expansion). The proof is done in two steps, offline \rightarrow incremental \rightarrow dynamic. That is in Step 1 we make the transition from **offline matching** to *fast incremental matching with small load* and in Step 2 we make another transition to *fast dynamic matching with small load assuming the expiration condition*.

3.1 From offline to fast incremental matching

The following lemma is based on an idea from [MRS11].

Lemma 7. *Let G be a graph that has 1-expansion up to K elements. Then:*

(a) *G has incremental matching up to K elements with load $\lfloor \log K \rfloor + 1$.*

(b) *If G is explicit, then the runtime of doing in G one matching assignment is $D \cdot \text{poly}(\log N)$.*

Proof. To understand the idea of the proof, let us first consider the following greedy algorithm. Each new left node is matched to an unmatched right neighbor, provided such a neighbor exists. Otherwise, it does nothing, and we say that the left node is *rejected*.

Note that if K left nodes arrive, at most $\lfloor K/2 \rfloor$ of them are rejected. Indeed, Hall's Theorem guarantees that an offline matching M exists. So, when a left node is rejected, its matching node in M was already taken by another node. Thus, the number of rejected nodes is always bounded by the number of matched nodes.

The strategy that achieves the result of the lemma, assigns each left node to the right neighbor with the smallest number of previously matched elements. If there is a tie, we break it by choosing the first node in some canonical ordering.

We prove by induction on K that this strategy achieves load $\lfloor K \rfloor + 1$. Clearly, if $K = 1$, then the statement holds trivially. Next, consider a list of $K > 1$ elements and consider the set of elements that are matched to a right neighbor that was already used before, let's call this set S . These are the nodes that are rejected in the above incremental matching algorithm. By the above reasoning, $|S|$ is at most $\lfloor K/2 \rfloor$. Now consider a run of the algorithm with a modified list of requests containing only the nodes in S (i.e., leaving out the nodes that are not rejected in the above procedure). By the induction hypothesis, the nodes in the modified list are matched with load

$$\lfloor \log(K/2) \rfloor + 1.$$

The run of the algorithm with the original list of matching requests will match the left-out nodes to free right neighbors, and match the other nodes according to the run above with the modified list. Hence, the total load is one more than the bound above.

To implement the algorithm, each right node maintains a counter that keeps the number of left nodes to which it has been matched. Such a counter needs to count up to K and thus reading and incrementing it takes $O(\log K)$ steps. To find the match when a left node x makes a request, the procedure needs to access the counters of the D neighbors of x , compare them, and increment the one with smallest value. If the graph is explicit, this takes $D \cdot (\text{poly}(\log N) + O(\log K)) = D \cdot \text{poly}(\log N)$ steps (we took into account that $K \leq N$). The lemma is proven. \square

3.2 From incremental matching to fast dynamic matching with T -expiration

We now extend the results from fast incremental matching (Lemma 7) to fast T -expiration dynamic matching.

Note that for $T \leq K$, T -expiration dynamic matching up to K nodes is the same as incremental matching up to T nodes, because there can never exist more than T active matching requests simultaneously. We aim at proving results for values of T that are much larger than K , and actually much larger than the number of left nodes.

If a graph G has incremental matching up to K , then the graph with $\lceil T/K \rceil + 1$ clones of the right set of G has T -expiration dynamic matching. Indeed, one can use each clone for K subsequent additions. By the time the last clone is filled, all nodes from the first clone are already retracted. Unfortunately, for large T/K , this construction leads to large left degrees and a large right set (and to a large load if the clones are merged back into the original nodes). The following result has an exponentially better dependency on the ratio T/K .

Theorem 8. *Let G be graph that has 1-expansion up to K . Then:*

- (a) G has T -expiration dynamic matching up to K nodes with load $O(\log(KT))$.
- (b) If G is explicit and has N left nodes and left degree D , then there exists a data structure that supports matching assignment and matching retraction with runtime $D \cdot \text{poly}(\log N) \cdot \log T$.

Proof. As we have already remarked, saying that a graph G has matching (of some type) with load r is equivalent to saying that the graph G' obtained from G by taking r clones of the right set has standard matching (of the same type). In the proof, the second form is more convenient and therefore we will use graphs obtained by cloning.

If we modify a graph with offline matching up to K by taking two clones of its right set, we obtain a graph with offline matching up to $2K$. Hence, we may assume that the initial graph G given in the hypothesis has offline matching up to $2K$. The extra factor 2 is absorbed in the $O(\cdot)$ notation of the theorem.

From G we construct by cloning its right set a graph G^* that has dynamic matching up to K for all games with at most T steps. More precisely, this means that the Matcher finds a response at steps $1, 2, \dots, T$ in the game played on G^* with parameter K . Then we take 2 clones of the right set of G^* and we are done, because the new graph has the desired T -expiration dynamic matching up to K (since the Matcher uses the first copy for the first T steps, the second copy for the next steps, then again the first copy for the next T steps, and so on).

Consequently, it is enough to build G^* .

For $T \leq 2K$, we use Lemma 7 to obtain from the given G , the graph G^* with incremental matching up to $2K$, which implies that G^* has dynamic matching up to $2K$ for games with $2K$ steps, which is even more than what we need.

Consider now the case $T \geq 2K$. We can assume that $T/(2K)$ is a power of two (if it is not, we prove the statement for the smallest value larger than T that has this property). So $T = 2^i \cdot (2K)$. By induction on i we show the claim that if we take $2i + c$ clones of the right set of G , where $c = 1 + \lceil \log(2K) \rceil$, we obtain G^* with the desired property. Note that $2i + c = O(\log(KT))$, and thus showing the claim and taking into account the remark in the first paragraph finishes the proof.

The base case $i = 0$ has been handled above.

Assume the statement is proven up to $T = 2^i \cdot (2K)$. To show the statement for $i + 1$, we need to explain how 2 extra clones can be used to obtain matching for sequences with $T' = 2T$ steps.

We split the game in subsequent blocks that contain exactly $2K$ steps. Each block contains $2K$ selections (one in every step) and some retractions. Recall that a selection signifies a matching request.

We now explain how the Matcher responds to the requests in the current block. She postpones releasing the nodes assigned to retractions till the end of the block and also skips handling reselections (i.e., if a node makes several requests, she will match it only the first time). In this way, in each block, the Matcher handles additions by doing incremental matching. When processing the current block, the Matcher needs to find assignments to all the different nodes that are selected and there are at most $2K$ such nodes (there may be less than $2K$ because multiple requests may come from the same left node). There are also at most K matches from the previous blocks and therefore some of the right nodes in the clones are assigned already. Each of the at most $2K$ different selections in the current block is matched in a greedy way on the 2 extra clones. If this greedy matching does not succeed, the node is rejected and passed to a recursive call of the algorithm that operates on the other clones. Let R be the number of nodes that are rejected and M be the number of nodes are matched (also counting the at most K nodes matched from the previous blocks). There are at most $2K$ new selections and at most K matches from previous blocks, and therefore $R + M \leq 3K$. Recall that if they are clean (i.e., there are no assigned right nodes) each one of the extra 2 clones can do offline matching for $2K$ elements. Therefore, each time a node is rejected, we infer that two different nodes have already been been matched, one in each clone. Thus, $M \geq 2R$. The two inequalities imply $R \leq 3K/3 = K$.

We conclude that while processing a block with $2K$ selections, at most K elements are rejected and passed to the recursive call. Summing over all the blocks, we infer that at most $T'/2 = T$ are

rejected on the two new clones and passed to the recursive call. By the inductive assumption these strings can be matched by the recursive algorithm on the other clones.

We now analyze the runtime. An attempt (that may be successful or rejected) to do the greedy matching of one left node in one clone of the graph has runtime $D \cdot \text{poly}(\log N)$, because the procedure checks the D neighbors of the node to see if one is available. Since the total number of matching attempts is bounded by the number of clones which is $O(\log(KT))$, the total runtime to match one left node is $D \cdot \text{poly}(\log N) \cdot \log T$ (taking into account that $K \leq N$). The claimed runtime for matching retraction is obvious because the operation only requires the inspection of the neighbors of the node that is retracted. The theorem is proven. \square

4 Fast dynamic matching

We prove here our main result, Item 1 in the list from page 5. We recall the statement.

Theorem 9 (fast dynamic matching). *If a graph with N left nodes and left degree D has $(\frac{2}{3}D + 2)$ -expansion up to $2K + 1$ elements, then it has dynamic matching algorithm up to K elements with load $O(\log N)$ and there exists a data structure that supports matching assignment and matching retraction with runtime $\text{poly}(D \log N)$.*

In the proof of Theorem 9, we use the algorithms from Proposition 2 (we call it the *slow* algorithm) and from Theorem 8 (the *fast* algorithm). We restate here these results for convenience.

Proposition 10 (Slow (polynomial time) matching. Restatement of Proposition 2). *Assume a graph with N left nodes and left degree D has $(\frac{2}{3}D + 2)$ -expansion up to $K + 1$ elements. Then this graph has a dynamic matching algorithm up to K elements in which matches are computed in time $\text{poly}(N)$.*

Proposition 11 (Fast matching in games of length T . Special case of Theorem 8). *Assume a graph with N left nodes and left degree D has 1-expansion up to K elements. For all $T \geq N$ there exist a constant c and a dynamic matching algorithm up to K elements with load $c \log T$, provided the game stops after T requests, and in which matches are computed in time $\text{poly}(\log N, \log T, D)$. (Note: This is a special case of Th. 8, because a game that lasts T requests, clearly has T -expiration.)*

We first present the idea of the algorithm in Theorem 9 at a high level. The infinite sequence of matching requests is split into batches of T requests. A batch is called an *epoch*. Thus we have epoch 1 (first T requests), epoch 2 (next T requests), and so on. A natural attempt is to use the fast dynamic matching algorithm from Proposition 11 in every epoch. Unfortunately, if we do this, the load of some right nodes can increase by $c \log T$ per epoch and become too large. To counter this, right nodes that have load $> c \log T$ at the beginning of an epoch are marked disabled and not used during the epoch. The remaining right nodes are said to be enabled. Left nodes that have $\geq D/2$ enabled neighbors can be matched during the epoch with enabled neighbors using the fast algorithm (because the graph made with such nodes still has 1-expansion up to K , see Claim 14) and thus we ensure that the load of all right nodes is bounded by $2c \log T$. But we are not done because we also have to deal with the other left nodes (those nodes that have $< D/2$ enabled neighbors). For them, we use a separate clone of the graph (called G_{slow}) and the slow dynamic matching algorithm from Proposition 10 to assign them so-called precomputed matches. If one of these nodes subsequently makes a matching request, its precomputed match is used. In this way the load of right nodes is bounded by $2c \log T + 1$ ($2c \log T$ from the matches done with the fast algorithm and 1 from the precomputed matches that turn into standard matches). The next issue

is to avoid the delay caused by the time spent for finding the precomputed matches. For this, we actually play 2 dynamic matching games in an interleaved way so that the precomputation phase of one game is done in parallel with the standard matching phase of the other game. The parameter T is chosen to be the runtime of the slow algorithm to do all the precomputed matches (there are at most K of them, see Claim 15, and therefore the slow algorithm can find the precomputed matches in $\text{poly}(N)$ time) and this allows the two phases to be done in parallel. The cost of playing two games is that the load of a right node may double and become $2 \cdot (2c \log T + 1)$, but this is $O(\log N)$.

We now proceed with the actual proof. The following lemmas are used, which hold for graphs that satisfy the conditions of the theorem.

Lemma 12. *If Y is a subset of at most K right nodes, then there are at most K left nodes x for which $\#\mathcal{N}(x) \cap Y \geq \frac{1}{2}D$.*

Proof. This lemma is a weaker variant of Lemma 4. □

Lemma 13. *Let S be a left subset of size at most K and let Y be a right subset (of any size). If $\#\mathcal{N}(x) \setminus Y \geq D/2$ for all $x \in S$, then $\#\mathcal{N}(S) \setminus Y \geq \#S$.*

Proof. By expansion, the number of neighbors of S is at least

$$\left(\frac{2}{3}D + 2\right)\#S$$

The maximal number of these nodes belonging to Y is at most $\frac{1}{2}D \cdot \#S$. Hence, the total number of neighbors not in Y is

$$\#\mathcal{N}(S) \setminus Y \leq \left(\frac{2}{3}D + 2\right)\#S - \frac{1}{2}D\#S \geq \#S.$$

□

Proof of Theorem 9. T is a parameter that will be chosen later. It satisfies $T = \text{poly}(N)$. We use the constant c from the statement of Proposition 11.

Recall from the above sketch that the infinite sequence of matching requests is split into batches of T requests and that a batch is called an *epoch*. Thus we have epoch 1 (first T requests), epoch 2 (next T requests), and so on.

Let G be the graph in the hypothesis. Let us consider the graph obtained by taking $(4c \log T + 2)$ clones of the right set of G . As we did in the proof of Theorem 8, it is more convenient to think that the algorithm acts on this graph and makes 1-to-1 matching assignments using the clones. At the end, we can think that the clone nodes are merged into the original node and we obtain matching with load equal to the number of clones. The clones are divided into 2 sets, called the Odd Graph and the Even Graph, each one with $(2c \log T + 1)$ clones. In each of these two graphs, we distinguish the first $2c \log T$ clones, and we refer to them as H , and one extra clone, and we refer to it as G_{slow} .

We view the Dynamic Matching game as consisting of two games, the Odd Game played on the Odd Graph and the Even Game played on the Even Graph, with the two games being played in an interleaved way (as we will describe shortly). Other than the interleaving, the two games are independent.

There are two kind of matches: *standard* (which satisfy the matching requests) and *precomputed*. Each game consists of an infinite alternation of two phases: Phase Standard (in which standard matches are assigned) and Phase Precomputation (in which precomputed matches are assigned).

Interleaving the two games. In an odd epoch, the Matcher in the Odd game plays the Phase Standard to satisfy the matching requests issued during the epoch, and the Matcher in the Even game plays Phase Precomputation. In an even epoch the roles are swapped: The Matcher in the Even game plays Phase Standard and the Matcher in the Odd Game plays Phase Precomputation.

During Phase Precomputation, some left nodes and some right nodes are marked disabled for the next epoch. It will be the case that all left nodes that are marked disabled for epoch i , have a precomputed match when epoch i starts.

We next describe the operations done by the Matcher in epoch i . For concreteness, let us assume that i is odd (the case when i is even is similar except that the Odd/Even Graphs are swapped as we have explained).

Epoch i (i is assumed to be odd).

- (Phase Standard in the Odd Game).

Let x be a left node that makes a request.

If x is marked disabled for epoch i , then it already has a precomputed match y (found in Phase Precomputation of epoch $i - 1$) and the match (x, y) becomes a standard match.

If x is not marked disabled for epoch i , Matcher finds it a standard match. For that it uses the fast algorithm in games of length T from Proposition 11 on the subgraph G_{active} of the Odd Graph, where the graph G_{active} is obtained from the H component of the Odd Graph by deleting the nodes that are marked disabled for epoch i .

The following claim specifies the relevant properties of G_{active} . When we clone the right set of a graph, the set of clones of one original node is called a *meta-node*. Its load is the number of nodes in the meta-node which are assigned.

Claim 14. G_{active} has 1-expansion up to K , and at the beginning of each epoch every right meta-node of it has load at most $c \log T$. (Proof is deferred for later.)

Taking into account the claim and the fact that the epoch has T requests, when the game of length T from Proposition 11 is played on G_{active} , the fast algorithm will find matches in a way that increases the load of each meta-node of G_{active} by at most $c \log T$. Thus, at the end of the epoch the load of each meta-node is at most $2c \log T$. Since G_{active} has $2c \log T$ clones of each non-marked right node, these requests are satisfied.

- (Phase Precomputation in the Even Game)

First, the Matcher marks as disabled for the next epoch

- (a) all the right meta-nodes in H that have the property that more than $c \log T$ of its clones are matched, and
- (b) all the left nodes that have more than $D/2$ neighbors that were marked above.

Claim 15. *There are at most K left nodes that are marked disabled for the next epoch.* (Proof is deferred for later.)

Now, precomputed matches are assigned by playing the matching game from Proposition 10 on the graph G_{slow} as follows. We emphasize that the same game is played in all odd epochs, so now we continue the game from the previous odd epoch. In this game, first all the precomputed matches from previous epochs are retracted, except those matches that have turned into standard matches. By hypothesis, at any moment, the number of active matches is bounded by K and so there can be at most K remaining matches (the “old” matches).

Next matching requests are made for all left nodes marked as disabled for next epoch (unless they have a standard match). The requests (their number is at most K , by Claim 15) can be

done in any order. The graph G_{slow} has parameters that allow in the game from Proposition 10 dynamic matching up to $2K$ and therefore the slow matching algorithm from Proposition 10 assigns precomputed matches for all the requests, in the correct way, meaning that the “old” at most K matches are maintained. Thus, as claimed above, all the left nodes that are marked disabled for next round have precomputed matches in G_{slow} . The time needed to perform all the operations in this Phase is polynomial in N and $\log T$. Thus if T is chosen a large polynomial in N , the runtime for the Phase Precompute is at most T . The steps are done in parallel (with the operations for Phase Standard) one at a time, with one step done per each of the T matching requests in the epoch. In this way, the time to satisfy one matching request increases by exactly 1, and therefore, by Proposition 11, is $\text{poly}(D \log T)$, which is $\text{poly}(D \log N)$.

It only remains to prove the claims.

Proof of Claim 14. The 1-expansion up to K follows from Lemma 13 in which we take Y to be the set of right nodes that are marked disabled in (a) (and therefore deleted from H when forming G_{active}). The $c \log T$ bound of the load follows directly from the condition in (a) that stipulates which nodes are marked disabled.

Proof of Claim 15. This follows from Lemma 12 in which we take Y to be the set of right nodes that are marked disabled. The size of Y is bounded by K , because at each moment there are at most K standard matches.

5 Fast ϵ -rich dynamic matching with T -expiration

We prove the result on ϵ -rich matching with T -expiration, announced in Item 2 in the list on page 5 and also in line 6 in Table 1. Recall that ϵ -rich matching means that a left node making a request has to be matched with at least a $(1 - \epsilon)$ fraction of its neighbors. It is convenient to consider the more general version called (ϵ, r) -matching which corresponds to matching with load r .

Definition 16. *A graph with left degree D has (ϵ, r) -rich offline matching up to K elements if for every set S of K left nodes, there exists a subgraph with S as left set, in which the degree of each left node is at least $(1 - \epsilon)D$ and the degree of each right node is at most r .*

The (ϵ, r) -rich dynamic (and also (ϵ, r) -rich incremental, and the other versions) are defined in the straightforward way by requiring in the corresponding game from Section 1.1 that in the subgraph containing only colored edges, each left node has degree at least $(1 - \epsilon)D$ and each right node has degree at most r .

Thus, ϵ -rich matching is short for $(\epsilon, 1)$ -rich matching.

We start with the observation that ϵ -rich matching is equivalent to $(1 - \epsilon)D$ expansion.

Proposition 17 (Hall’s theorem for ϵ -rich matching). *For a bipartite graph $G = (L, R, E \subseteq L \times R)$ with left degree D , the following are equivalent.*

- (a) G has ϵ -rich offline matching up to K .
- (b) G has $(1 - \epsilon)D$ -expansion up to K .

Proof. (a) \Rightarrow (b) is obvious. We show (b) \Rightarrow (a). Let $\ell = \lceil (1 - \epsilon)D \rceil$. We construct the bipartite graph G' which has the same right side as G and left side equal to ℓ clones of the left side of G (i.e., every clone node has the same neighbors as the original node).

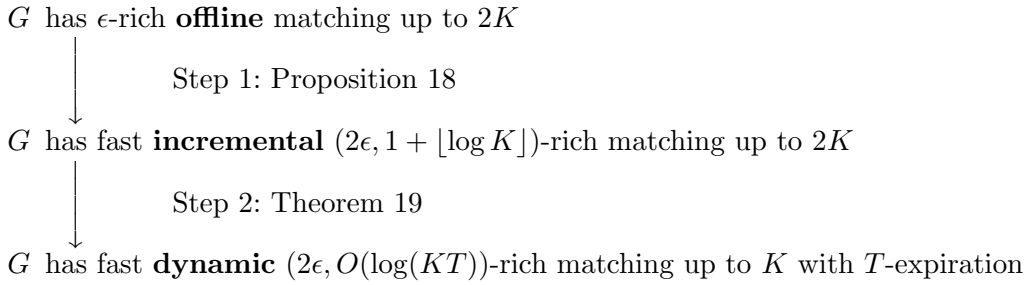
If A is a subset of the left nodes in G' , we denote by $\text{merge}(A)$ the set of left nodes in G obtained by merging the clone nodes in A into the original version. If $\#\text{merge}(A) \leq K$, we have:

$$\#\mathcal{N}_{G'}(A) = \#\mathcal{N}_G(\text{merge}(A)) \geq \ell \cdot \#\text{merge}(A) \geq \#A.$$

The first equality holds because cloning implies that $\mathcal{N}_{G'}(A) = \mathcal{N}_G(\text{merge}(A))$, the second inequality holds by (b), and the third inequality holds because at most ℓ clone nodes can be merged into an original node.

Now let S be a subset of left nodes in G with size $\#S \leq K$ and let B be the set of clones of the nodes in S . The above argument actually shows that for every subset A of B , $\#\mathcal{N}_{G'}(A) \geq \#A$. By Hall's Theorem, G' restricted to B has a $(1, 1)$ matching, i.e., there exists a subset of the edges of G' such that in G' restricted to B and to this subset, every node has degree 1. By merging back the clones into the original node in S , we assign to every node x in S , ℓ neighbors in G (namely the matches in G' of the clones of x), so that a right node is assigned to at most one node in S . \square

We now move to proving the announced result. This is done in two steps (offline \rightarrow incremental \rightarrow dynamic) similarly to the method for standard matching from Section 3.



Proposition 18. *If a graph with left degree D has ϵ -rich offline matching (and therefore $(1 - \epsilon)D$ -expansion up to K), then it has $(2\epsilon, 1 + \lfloor \log K \rfloor)$ -rich incremental matching up to K elements. Moreover, if the graph is explicit the runtime for doing one matching assignment is $D \cdot \text{poly}(\log N)$.*

With the same proof, one obtains that (ϵ, r) -rich offline matching up to K implies $(2\epsilon, r(1 + \lfloor \log K \rfloor))$ -incremental matching up to K . We will see in Section 5.1 that by appending hash codes, it is easy to improve the load r to become 1, thus for the sake of simplicity we use the above result.

Proof. The proof has a similar structure as the conversion of standard offline to incremental matching. Let us first consider a Matcher that processes the left nodes added by the Selector and assigns to the current node a set of $(1 - 2\epsilon)D$ right neighbors that have not been previously matched. If no such set exists, then we say that the node is *rejected*. We claim that at most half of the added nodes are rejected.

Let M and R be the number of nodes that are matched, respectively rejected. We show that $M \geq R$. For this, let us give an upper bound and a lower bound for the total number of neighbors of both rejected and matched nodes. On one hand, $M + R \leq K$ (because there are at most K requests) and the hypothesis implies that this number is at least $(1 - \epsilon)D(M + R)$. On the other hand, it is at most

$$DM + (1 - 2\epsilon)DR.$$

Indeed suppose we count the neighbors of left nodes in the order in which the left nodes are processed without double counting the neighbors already seen. Then each matched node contributes with at

most D and each rejected node contributes with at most $(1 - 2\epsilon)D$. The two bounds imply $M \geq R$, and the claim is proved.

We now describe a Matcher that achieves $(2\epsilon, 1 + \lceil \log K \rceil)$ -rich incremental matching up to K elements.

Due to the possibility of rejection, the Matcher repeatedly attempts to do the above operation for each node added by the Selector. There are at most $s := 1 + \lceil \log K \rceil$ attempts and they are done as follows. Each right node keeps during the entire game s flags, where the i -th flag indicates if the node has been assigned (flag is *on*) or not (flag is *off*) at attempt $i \in [s]$ of some left node. Let x be the left node that is added by the Selector and for which the Matcher has to respond by finding matching assignments. The Matcher checks the flags for attempt 1 of all x 's neighbors to see if there is a fraction of $(1 - 2\epsilon)$ fraction of them that have not been assigned at this attempt. If the answer is yes, it assigns all these neighbors to x , sets *on* their flags for attempt 1, and we say that x succeeds at attempt 1. Otherwise, x is rejected at attempt 1, and the Matcher does the same process using the flags for attempt 2, and so on, till x succeeds at some attempt and has a fraction of $(1 - 2\epsilon)$ of its neighbors assigned to it. By the above analysis, at least half of the strings that are added by the Selector succeed at attempt 1. At most half are rejected at attempt 1, but at least half of them succeed at attempt 2, and so on. Since the Selector adds at most K nodes, eventually x succeeds in one of the s attempts. The flags guarantee that a right node is assigned to at most one left node at each attempt, and thus overall a right node can be assigned to at most s left nodes.

We now analyze the runtime for matching assignment. One attempt requires the inspection of the flags of the D neighbors, and, if the graph is explicit, this takes $D \cdot \text{poly}(\log N)$ steps. The number of attempts is bounded by $s = O(\log N)$, and so the total runtime is also bounded by $D \cdot \text{poly}(\log N)$. \square

By an argument similar to the one in the proof of Theorem 8, we can extend incremental matching to dynamic matching with bounded expiration and we obtain the following.

Theorem 19. *If a graph has ϵ -rich offline matching up to $2K$ (and therefore $(1 - \epsilon)D$ -expansion up to $2K$), then it has T -expiration dynamic $(2\epsilon, O(\log(KT)))$ -rich matching up to K . Moreover, if the graph is explicit and has left degree D , then there exists a data structure that supports matching assignment and matching retraction with runtime $D \cdot \text{poly}(\log N) \cdot \log T$.*

5.1 From (ϵ, r) -rich matching to $(\epsilon, 1)$ -rich matching

In applications, we typically need standard matching, i.e., matching with load 1. Thus it is desirable to modify graphs that have matching with load r so that they have matching with load 1. In the case of ϵ -rich matching this cannot be done by just making r clones of every right node. Nevertheless, we show that there is a generic transformation that converts any graph G that admits (ϵ, r) dynamic matching into a graph G' that admits $(2\epsilon, 1)$ dynamic matching. The transformation works for any version of dynamic matching (incremental, with T -expiration, etc.) We dub this the “ $G \mapsto G + \text{hash}$ transformation.” The idea is to use hashing to distinguish between the left nodes that share a right node. The point is that an (ϵ, r) matching defines a graph in which for every right node v , there are at most r edges (u, v) that collide in v . Using hashing, these collisions can be eliminated. The cost is that the left degree increases by a factor of $s = O(r \cdot \log \#L \cdot (1/\epsilon))$ and the size of the right set by a factor of s^2 .

We next present the details.

The $G \mapsto G + \text{hash}$ transformation. Let $G = (L \cup R, \mathcal{E})$ be a graph with left degree D that admits (ϵ, r) incremental matching up to size K . Let $n = \lceil \log \#L \rceil$ and let s be the smallest power

of two that is at least $(1/\epsilon)(n-1)(r-1)$. We use hashing via polynomials of low degree and for this we label all the left nodes by vectors in \mathbb{F}_{2^n} . We view each $x \in L$ as a polynomial of degree at most $n-1$ over \mathbb{F}_s in the natural way, by considering each bit in the label of x as a coefficient of the polynomial (the polynomial x has only 0, 1 coefficients; \mathbb{F}_2 and \mathbb{F}_s are the finite fields with 2, respectively s elements).

We construct the bipartite graph $G' = (L' \cup R', \mathcal{E}')$. The left side L' is L (so, the same left side as G). The right side is $R' = R \times (\mathbb{F}_s)^2$. The multiset of edges \mathcal{E}' of G' is defined as follows:

For each edge (x, p) of G (where x is a left node, and p is a right node in G), we introduce s edges in G' , namely $\{(x, (p, x(a), a)) \mid a \in \mathbb{F}_s\}$, where $x(a)$ is the value of the polynomial x at a .

Note that $s = O(r \cdot \log \#L \cdot (1/\epsilon))$, the graph G' has left degree $D' = D \cdot s$, and the size of the right side is $\#R' = \#R \cdot s^2$. Also note that if G is explicit, G' is explicit as well.⁷

Lemma 20 ($G \mapsto G + \text{hash transformation}$). *If G admits (ϵ, r) dynamic matching up to size K , then G' admits $(2\epsilon, 1)$ dynamic matching up to size K . An algorithm f that matches a node with a $(1-\epsilon)$ fraction of his neighbors in G with load r , can be modified into an algorithm f' that matches a node with a $(1-2\epsilon)$ fraction of its neighbors in G' with load 1. The runtime of f is bounded by the runtime of $f' + \text{poly}(\log \#L, 1/\epsilon, r)$.*

Proof. We modify a matching algorithm f for G into a matching algorithm f' for G' with the desired property.

On input a left node x , we first run f on x . Each right node p that f assigns to x may also have been assigned to other $r' \leq r-1$ elements that have arrived before x , say, to $\{x_1, \dots, x_{r'}\}$. For every $i \leq r'$, the polynomials x and x_i can be equal in at most $(n-1)$ points in \mathbb{F}_s , because they have degree at most $n-1$. Thus there exists at least $s - (n-1)(r-1) \geq (1-\epsilon)s$ points a in \mathbb{F}_s such that $x(a) \notin \{x_1(a), \dots, x_{r'}(a)\}$. Then f' assigns to x the first $(1-\epsilon)s$ elements $(p, x(a), a)$ that are available (for all p assigned to x by f). By the above estimations, f' assigns to each left x at least $(1-\epsilon)^2 > (1-2\epsilon)$ fraction of its neighbors, and the assignment procedure ensures that no right node is assigned to more than one left node. Besides running f , the additional computation consists in the computation of $x(a)$ for all a in \mathbb{F}_s , and checking which of the nodes $(p, x(a), a)$ are available. This can be done in $\text{poly}(s)$ time. \square

6 Explicit graphs with fast dynamic matching

In the applications of dynamic matching up to K , one typically needs *explicit* graphs, with the size of the right set close to K and with small left degree D . Considering the graphs that have fast dynamic matching of various types (see Table 1), we need explicit graphs with 1-expansion up to K , and explicit graphs with $(1-\epsilon)D$ -expansion up to K . In applications it is important that $\#R$ is not much larger than K and that D is small (polynomial or quasi-polynomial in $\log \#L$). Such graphs can be obtained using existing objects from the theory of pseudorandomness.

6.1 Explicit graphs with 1-expansion up to K

Using a method from [BMVZ18], such graphs can be obtained from dispersers.

Definition 21. *A (K, δ) -disperser is a bipartite graph $G = (L, R, E \subseteq L \times R)$ in which each set $S \subseteq L$ containing at least K nodes has at least $(1-\delta) \cdot \#R$ neighbors.*

⁷We remind that G is explicit if it belongs to a family of graphs indexed by $\log \#L$ and there exists an algorithm running in time $\text{poly}(\log \#L)$ that, on input $x \in L$ and $i \in [D]$, outputs the i -th neighbor of x .

Let $N = 2^n$, K with $K \leq N$ and let $k = \lceil \log K \rceil$. We use a family G_k, \dots, G_1 of graphs where G_i is an explicit $(2^{i-1}, 1/2)$ -disperser with a left set $L(G_i)$ equal to $[N]$ (same set for all graphs), and pairwise disjoint right sets $R(G_i)$ of size at least 2^{i+1} . By the definition of dispersers, G_i has the following expander-type property: Each left set of size 2^{i-1} has at least 2^i right neighbors. We next build the bipartite graph $G_{N,K}$ by taking the union of G_k, \dots, G_1 . The graph $G_{N,K}$ has 1-expansion up to K because for each subset of left nodes S of size at most K , for $i = \lceil \log \#S \rceil$, it holds that S has in G_i at least 2^i neighbors, which is $\geq \#S$.

It remains to build the graphs G_i , for $i = k, \dots, 1$ with the above properties. They are obtained from the disperser graphs of Ta-Shma, Umans, and Zuckerman.

Theorem 22. [Ta-Shma, Umans, Zuckerman [TSUZ07]] *For every K, n and constant δ , there exists an explicit (K, δ) -disperser $G = (L = \{0, 1\}^n, R = \{0, 1\}^m, E \subseteq L \times R)$ in which every node in L has degree $D = \text{poly}(n)$ and $\#R = \frac{\alpha K D}{n^3}$, for some constant α .*

For $K = 2^{i-1}$ and $\delta = 1/2$, Theorem 22 gives an explicit $(2^{i-1}, 1/2)$ -disperser with degree $D = \text{poly}(n)$, $L = \{0, 1\}^n$ and $\#R = \frac{\alpha 2^{i-1} D}{n^3}$. This is almost what we need, except that the right set is too small. For this reason, we take $t := \max\{1, \lceil \frac{4n^3}{\alpha D} \rceil\}$ clones of the right side. We get an explicit $(2^{i-1}, 1/2)$ -disperser G_i with left degree $\text{poly}(n) \cdot t = \text{poly}(n)$, 2^n left nodes and $2^{i+1} \text{poly}(n)$ right nodes. Now the right set has size at least 2^{i+1} as desired.

This construction yields the explicit family of graphs from the next theorem.

Theorem 23 (Explicit graph with 1-expansion up to K). *There exist a family of graphs $\{G_{N,K}\}$ for all positive integers $N, K \leq N$ such that:*

- $G_{N,K}$ has 1-expansion up to K .
- (small $\#R$ and D). *In $G_{N,K}$, the left set has size N , the right set has size $K \cdot \text{poly}(\log N)$, and the left degree is $D = \text{poly}(\log N)$.*
- (explicitness). *Given $N, K, x \leq N$, and $i \leq D$, one can compute in time $\text{poly}(\log N, \log D)$ the i -th neighbor of x in $G_{N,K}$.*

Remark 1. Graphs with 1-expansion up to K , such as in Theorem 23 have fast dynamic matching up to K with T -expiration and load $r = O(\log(KT))$ (by Theorem 8). We can obtain standard matching (i.e., load = 1) by taking r clones of the right set. This increases the left degree and the size of the right set by a factor of r .

6.2 Explicit graphs with $(1 - \epsilon)D$ expansion up to K

Such graphs are known as *lossless expanders* and have numerous applications (for example, see [CRVW02] and [HLW06]). It is known from [TSUZ07] that lossless expanders are equivalent to lossless condensers,

For our applications, we use the lossless expander from [LOZ22, Th. 18], obtained by composing lossless expanders from [GUV09] and from [BZ19].

Theorem 24 ([LOZ22] Explicit graphs with $(1 - \epsilon)D$ -expansion up to K). *There exist a family of graphs $\{G_{N,K,\epsilon}\}$ for all positive integers $N, K \leq N$, rational $\epsilon > 0$ and a function $\Delta := \Delta(N, K, \epsilon) = O(\log \log N + (\log \log K + \log 1/\epsilon) \cdot \log \log K)$ such that:*

- $G_{N,K,\epsilon}$ has $(1 - \epsilon)D$ -expansion up to K .

- (small $\#R$ and D). In $G_{N,K,\epsilon}$, the left set has size N , the right set has size $K \cdot 2^\Delta$, and the left degree is $D = 2^\Delta$.
- (explicitness). Given $N, K, \epsilon > 0, x \leq N$, and $i \leq D$, one can compute in time $\text{poly}(\log N, \log D)$ the i -th neighbor of x in $G_{N,K,\epsilon}$.

Remark 2. We use graphs with $(1 - \epsilon)D$ -expansion up to K in our main result Theorem 9 and in Theorem 19 (Item 1 and Item 2 in the list on page 5), which have dynamic matching with load $r = O(\log N)$ in the first case, and with load $r = O(\log(KT))$ in the second case. The graphs can be converted into a graphs that have dynamic matching with load 1 using the “ $G \mapsto G + \text{hash}$ ” transformation presented in Section 5.1. The cost is that the left degree increases by a factor of $s = O(r \cdot \log \#L \cdot (1/\epsilon))$ and the size of the right set by a factor of s^2 .

7 Application 1: Non-blocking connectors

We show that a graph that has a fast dynamic matching algorithm (such as the one in Theorem 9) can be used to construct a **wsnb** generalized N -connector of depth t with small size and an efficient path-finding algorithm. The relevant definitions are given in the Introduction.

In our construction we assume that there exists an explicit family of graphs $\{G_{N,K}\}_{N \in \mathbb{N}, K \leq N}$ such that

- Every $G_{N,K}$ has dynamic matching up to K elements in which each matching can be computed in time $\text{poly}(D \log N)$.

- There exists a function $\alpha(N)$, which is increasing in N , such that the left degree of $G_{N,K}$ satisfies $D \leq 2^{\alpha(N)}$ and the right side R of $G_{N,K}$ has size $\#R \leq K \cdot 2^{\alpha(N)}$.

We explain below in Corollary 26 that the lossless expander in Theorem 24 with some minor adjustments (addition of clones) yields a family of explicit graphs satisfying the conditions with $\alpha(N) = O((\log \log N)^2)$. An improved lossless expander that may be found in the future would automatically imply an improved **wsnb** connector.

Theorem 25. *Suppose there exists a family of explicit graphs and the function $\alpha(N)$ as assumed above. Then there exists an explicit family of graphs $\{G_{N,t}\}_{N,t \in \mathbb{N}}$ in which each graph $G_{N,t}$ is a **wsnb** generalized N -connector of depth t . Moreover, this graph has $N^{1+1/t} \cdot 2^{O(t \cdot \alpha(N))}$ edges and a path-finding algorithm running in time $t \cdot \text{poly}(2^{\alpha(N)} \log N)$.*

Proof. We fix some N . We prove by induction on the depth t that there is a **wsnb** generalized connector with N inputs and N outputs, having depth t , and with the number of edges bounded by $N^{1+1/t} \cdot (2^{3t} \cdot 2^{t \cdot \alpha(N)})$.

If $t = 1$, then the **wsnb** generalized connector is the complete bipartite graph with N nodes on each side (the left nodes are the inputs, and the right nodes are the outputs).

We move to the induction step $t \rightarrow t + 1$. We construct the network G_{t+1} of depth $t + 1$ that satisfies the conditions for $t + 1$. We take

$$K := \lceil N^{t/(t+1)} \cdot 2^{-((t^2+1)/(t+1) \cdot \alpha(N)} \rceil. \quad (1)$$

G_{t+1} consists of $\lceil N/K \rceil$ copies of the following network H . H is build by connecting the bipartite graph G' from the hypothesis (for the given N and the above K) with the **wsnb** generalized connector G_t of depth t implied by the inductive hypothesis, so that the right side of G' is identified with the inputs of G_t (see Figure 2, left graph). Let R' be the right side of G' . By simple calculations, we have that $\#R' \leq N$. The graph G_t is the **wsnb** generalized connector with $|R'|$ inputs and K

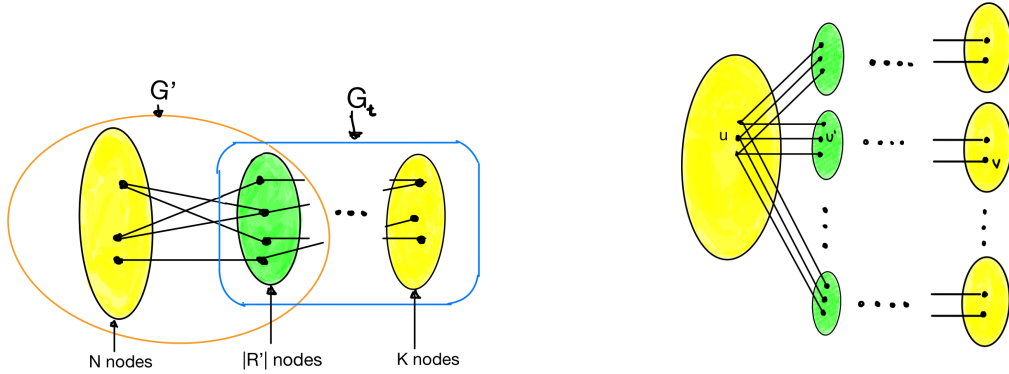


Figure 2: Left graph: Network H obtained by connecting the graph G' admitting dynamic matching up to K with the wsnb connector G_t of depth t . Right graph: The wsnb connector G_{t+1} of depth $t+1$ obtained from $\lceil N/K \rceil$ copies of H which all share the same set of inputs. To connect some input u to some output v , first the copy containing v is found, next u is matched to some u' in the first layer of that copy, after which recursively a path from u' to v is found in the G_t component of the copy.

outputs of depth t , obtained from the induction hypothesis, but in which we keep only the first K outputs (out of $\#R'$ many ones). Clearly, deleting some output nodes preserves the wsnb property.

As announced, we build the generalized connector G_{t+1} of depth $t+1$ by taking $\lceil N/K \rceil$ copies of the network H , which all share the same set of N inputs (see Fig. 2, right graph). By deleting some outputs, G_{t+1} has N inputs and N outputs.

To simplify the notation, we denote $\alpha(N)$ by just α . Since $\alpha(\cdot)$ is increasing, we have $\alpha \geq \alpha(\#R')$, a relation that we use in the estimation below. We need to show that $|\mathcal{E}(G_{t+1})|$ (the number of edges of G_{t+1}) is bounded by $N^{1+1/(t+1)} \cdot 2^{3(t+1)} \cdot 2^{(t+1)\alpha}$. This holds because

$$\begin{aligned}
\#\mathcal{E}(G_{t+1}) &= \lceil \frac{N}{K} \rceil \#\mathcal{E}(H) \leq \frac{2N}{K} \cdot \#\mathcal{E}(H) \leq \frac{2N}{K} (ND' + (\#R')^{1+1/t} \cdot 2^{3t} \cdot 2^{t\alpha(\#R')}) \\
&\leq \frac{2N}{K} (N \cdot 2^\alpha + (\#R')^{1+1/t} \cdot 2^{3t} \cdot 2^{t\alpha}) \leq \frac{2N}{K} (N \cdot 2^\alpha + K^{1+1/t} \cdot 2^{(1+1/t)\alpha} \cdot 2^{3t} \cdot 2^{t\alpha}) \\
&= \left(2 \cdot \frac{N^2 \cdot 2^\alpha}{K} + 2^{3t+1} \cdot N \cdot K^{1/t} \cdot 2^{(t+1+1/t)\alpha} \right) \\
&\leq \left(2 \cdot \frac{N^2 \cdot 2^{(1+(t^2+1)/(t+1))\alpha}}{N^{t/(t+1)}} + 2^{3t+2} \cdot N \cdot N^{1/(t+1)} \cdot 2^{-\alpha \cdot (t^2+1)/(t^2+t)} \cdot 2^{(t+1+1/t)\alpha} \right) \\
&\leq \left(2 \cdot N^{1+1/(t+1)} \cdot 2^{(t+1)\alpha} + 2^{3t+2} \cdot N^{1+1/(t+1)} \cdot 2^{(t+1)\alpha} \right) \\
&\leq 2^{3(t+1)} \cdot N^{1+1/(t+1)} \cdot 2^{(t+1)\alpha}.
\end{aligned}$$

We next describe the path-finding algorithm, which is rather straightforward. For clarity, let us consider first the case of a wsnb connector (non-generalized). Suppose the request is to connect the input u to the output v , and the request is valid (i.e, u and v do not appear in any path existing at this moment). The algorithm identifies the copy of H containing v , and attempts to find a match for u in the graph G that makes the first layer of this copy of H (see Fig. 2 right graph). Since

G admits dynamic matching up to the K and there are at most K outputs in the copy of H , the algorithm successfully matches u with some node u' , and u' does not appear on any existing path (because otherwise it would have been assigned to the input on that path). Next, inductively, the algorithm finds a path from u' to v in the remaining layers of the copy of H , which is vertex-disjoint with the existing paths. In this way the path from u to v is obtained.

In case the connector is generalized, the node u may be the input of an existing path to some other output v' (if it is not, we proceed as above). Let (u, u') be the first edge on this path. Then the algorithm finds inductively a path from u' to v that satisfies the requirements for a generalized connector.

The path-finding algorithm consists essentially of at most t matchings (one in each layer in the non-generalized connector case; in the generalized case, some matchings are re-used from previous paths with which the current path shares an initial segment). The claim regarding the runtime follows immediately from the complexity of the fast dynamic matching algorithm. \square

Corollary 26. *For every t , there exists a *wsnb* generalized N -network of depth t with size $N^{1+1/t} \cdot \exp(O(t \cdot (\log \log N)^2))$ and path-finding algorithm with runtime $t \cdot \exp(O((\log \log N)^2))$.*

Proof. We need to present a family of explicit graphs $\{G_{N,K}\}$ that satisfy the assumptions in Theorem 25. This is obtained by first taking $G_{N,K}$ to be the explicit $(K', (1 - \epsilon)D)$ lossless expander from Theorem 24 with $K' = \min(N, 2K + 1)$ and ϵ such that $(1 - \epsilon)D \geq (2/3)D + 2$. By Theorem 9, $G_{N,K}$ has fast dynamic matching up to K with load $O(\log N)$. Finally, we modify $G_{N,K}$ by taking $O(\log N)$ clones of the right set and obtain standard dynamic matching with load 1, and thus the first item of the assumptions is satisfied. By calculations, one can check that for some function $\alpha(N) = O((\log \log N)^2)$, the left degree and the right set of $G_{N,K}$ satisfy the second item in the list of assumptions. \square

8 Application 2: One-probe storage scheme for dynamic sets

Recall from the Introduction that the goal is to store a subset S of size K of a large set U (the “universe”) of size N and that a *one-probe storage scheme* is a randomized data structure that answers any membership query “Is x in S ?” by reading a single bit, with small error probability.

We show that graphs that admit dynamic matching can be used to obtain one-probe storage schemes for *dynamic* sets. i.e., with fast insert and delete operations. Moreover, when an element x is inserted, the table is changed only locally in a few positions associated with x . When x is deleted, only the positions associated with x and with the oldest element in the dynamic set are modified.

The dynamic set is characterized by the following parameters: N is the size of the universe, ϵ is the error probability, K is a bound on the size of the dynamic set at every moment in its history. Every element can be deleted and inserted infinitely many times.

We first give an informal description of the data structure. For the implementation, we use a graph $G = (L \cup R, \mathcal{E})$ with left degree D , where $L = U$ (the “universe”), and which admits ϵ -rich fast dynamic matching up to $K + 1$ nodes with $2K$ -expiration. Recall that “fast” means that there exists a data structure in which every matching assignment and every matching retraction take $\text{poly}(\log N, D)$ time. Also recall that a matching assignment consists in assigning to a left node $(1 - \epsilon)D$ of its neighbors, and a matching retraction consists in releasing all these neighbors.

The idea is simple. The data structure contains a table A of $\#R$ bits, whose entries are indexed by elements in R . When some $x \in U$ is inserted in S , we run the dynamic matching algorithm for x which assigns to it $(1 - \epsilon)D$ of its neighbors and set to 1 the bits at the locations assigned to x .

When x is deleted, the bits at these locations are set to 0, and we also *refresh* the oldest element x_{old} in the dynamic set. This means that the matches of x_{old} are retracted and the corresponding bits set to 0, after which x_{old} is re-matched with new locations which are set to 1. It can be checked that the refreshings ensure that every matching assignment survives at most the next $2K$ assignments. Therefore the dynamic matching game satisfies the $2K$ -expiration condition. The key claim is that the bits in A are set so that at any moment and for *all* $x \in U$, the bits in the positions assigned to x by the dynamic matching procedure (for real if x is in S , and virtually if x is not in S , as we explain shortly) are 1 if $x \in S$, and 0 if $x \notin S$. Let us assume that the key claim is true and consider a query “Is x in S ?” Since all but at most an ϵ fraction of right neighbors are assigned to x , by probing the table at the bit indexed by a random neighbor, we determine if x is in S or not, with probability $1 - \epsilon$. Now let’s analyze the key claim. First, for every $x \in S$, it holds that x has been the subject of one of the last K insertions or of one of the last K refreshings. Since the graph has dynamic matching up to size $K + 1$ and expiration parameter $2K$, the Matcher finds assignments for x and the locations assigned to x are set to 1. Thus, the claim holds for every $x \in S$. Next, let us consider an element which is not in S . Such an element can be viewed as a dummy element for which a virtual request is made. Since the game allows matching up to $K + 1$ and the size of S is at most K , the Matcher finds assignments for the dummy element. By definition the table positions assigned to actual elements and virtually to the dummy element are pairwise disjoint which implies that, as desired, the table has 0’s in all positions virtually assigned to the dummy element. Thus the claim also holds for all x not in S .

Formal definition of one-probe storage scheme. A dynamic data set with elements from a set U is defined by a *history*, which is an infinite sequence $H = (\text{op}_1(x_1), \text{op}_2(x_2), \dots)$, where every op_i is either **insert** or **delete**, and every x_i is an element in U . The dynamic data set with history H is an infinite sequence of subsets of U , $S = (S_0, S_1, \dots)$, where $S_0 = \emptyset$, and $S_i = S_{i-1} \cup \{x_i\}$ if $\text{op}_i = \text{insert}(x_i)$ and $S_i = S_{i-1} \setminus \{x_i\}$ if $\text{op}_i = \text{delete}(x_i)$.

We finally define one-probe storage schemes for dynamic sets of size at most K , table size M , and error probability ϵ (in short a (K, M, ϵ) -one probe storage scheme). Such a storage scheme consists of deterministic algorithms **insert** and **delete** and probabilistic algorithm **query** which have the properties that we present next. The algorithms **insert** and **delete** share a *state* chosen from a set of states \mathcal{S} and all three algorithms share a binary string of length M .⁸ The algorithms compute functions of type

$$\begin{aligned} \text{insert} &: \mathcal{S} \times \{0, 1\}^M \times U \rightarrow \mathcal{S} \times \{0, 1\}^M \\ \text{delete} &: \mathcal{S} \times \{0, 1\}^M \times U \rightarrow \mathcal{S} \times \{0, 1\}^M \\ \text{query} &: \{0, 1\}^M \times U \rightarrow \{0, 1\} \end{aligned}$$

The operational view of the history H is the sequence $(\text{op}_1(\sigma_0, A_0, x_1), \text{op}_2(\sigma_1, A_1, x_2), \dots)$ where op_i and x_i are as above, $\sigma_0, \sigma_1, \dots$ is a sequence of states from \mathcal{S} , and A_0, A_1, \dots is a sequence of bitstrings of length M defined as follows: σ_0 is a designated state called the initial state, $A_0 = 0^M$, and $(\sigma_i, A_i) = \text{op}_i(\sigma_{i-1}, A_{i-1}, x_i)$ for $i = 1, 2, \dots$

A history H is *K-legal* if for every i , $|S_i| \leq K$. The algorithm **query** has to satisfy the following conditions: For any K -legal history H

(a) For all $x \in U$ and all i , $\text{query}(A_i, x) = [x \in S_i]$ with probability $1 - \epsilon$ (*correctness condition*; $[x \in S_i]$ is the predicate which is 1 if $x \in S_i$, and 0 otherwise),

(b) In the computation of **query** on input A and x , a single bit of A is read with probability 1 (*one-probe condition*: the result of **query** depends on a single bit of A).

⁸We can think that **insert** and **delete** are operated by an *administrator*, and **query** is operated by *clients*. The state is used by the administrator to maintain the dynamic set, and the binary string (the “table”) is the interface that is accessible to the clients.

The one-probe storage scheme. We follow the plan described informally above. Let $G = (L \cup R, \mathcal{E})$ be a bipartite graph with left degree D , where $L = U$ (the “universe”), and which admits ϵ -rich fast dynamic matching up to $K + 1$ nodes for expiration parameter equal to $2K$. A is a binary string of length $|R|$ indexed by the elements of R , i.e., for every $p \in R$, $A(p)$ denotes the bit of A at location p . We describe the three operations: **insert**, **delete**, **query**. We think that a matching game is played. When an element x is inserted, the Selector selects x in the game, and the Matcher responds if she can by assigning a fraction of $(1 - \epsilon)$ of $\mathcal{N}(x)$ to x . We denote by $f(x)$ the set of nodes assigned to x .

The operations **insert** and **delete** share a state σ which is a set of at most K tuples of the form $(x, f(x))$, with one such tuple for every x that currently is in the dynamic set, where $f(x)$ is equal to the set of strings assigned to x when x was inserted the last time. The initial state is the empty set. The state σ is implemented as a *queue* so that if $(x, f(x))$ is the first (respectively, last) node in the queue then x is the currently oldest (respectively, most recent) element inserted in the dynamic set. The queue is implemented in a way that allows searching and deleting of arbitrary nodes (i.e., not necessarily the first node) in $\log K$ steps (for example, by using a Red-Black search tree).

insert (σ, A, x)

If there is no pair $(x, f(x))$ in σ , run the matching algorithm and let $f(x)$ be the elements assigned to x ;
 set $A(p) \leftarrow 1$ for all $p \in f(x)$.
 Enqueue $(x, f(x))$ in σ .

If the history is legal, when **insert** is executed, S has at most K elements and no assignment survives more than $2K$ matching requests (this latter claim also takes into account the refreshing of the oldest assignment done in **delete**). Consequently, the matching algorithm succeeds, and the $(1 - \epsilon)D$ positions assigned to x are set to 1. Assuming oracle access to G or if G is explicit, the runtime for **insert** is $\text{poly}(\log N, D)$ (this is the runtime for doing the matching; the other operations take less time and are absorbed in the $\text{poly}()$ factor).

delete (σ, A, x)

If there exists a tuple $(x, f(x)) \in \sigma$, set $A(p) \leftarrow 0$ for all $p \in f(x)$.
 Delete $(x, f(x))$ from σ .
 Let $(x_{old}, f(x_{old}))$ be the first element in the queue σ . Delete it from the queue, set $A(p) \leftarrow 0$ for all $p \in f(x_{old})$ and run **insert** (σ, A, x_{old}) (i.e., the oldest element in the dynamic set is refreshed).

Assuming oracle access to G or if G is explicit, the runtime for **delete** is $\text{poly}(\log N, D)$.

query (A, x)

Pick p uniformly at random in $\mathcal{N}(x)$. If $A(p) = 1$, return 1 otherwise return 0.

Assuming oracle access to G or if G is explicit, the running time for **query** is $\text{poly}(\log N, \log D)$.

We check that **query** (A, x) satisfies the conditions (a) and (b).

Property (a): The dynamic set S never has more than K elements (because its history is legal) and each time an element is deleted, the oldest one is also deleted and immediately re-inserted.

We claim that the underlying dynamic matching game satisfies the assumption of $2K$ -expiration. Indeed, suppose that when some left u is matched there are already p matched left nodes, where

$p \leq K - 1$. After u , at most $K - p - 1$ left nodes can be matched before reaching the capacity of K , after which at most $2p$ matchings (p new ones and p refreshings) can be done before u becomes the oldest matched left node and its matching has to be retracted or refreshed before the next matching. So the matching of u survives at most $(K - p - 1) + 2p < 2K$ future matchings.

The same argument shows that for each $x \in S_i$ its last insertion happened during the last $2K$ insertions prior to time i . Since G has dynamic matching up to $K + 1$ (actually for this argument matching up to K would be sufficient) with $2K$ -expiration, we conclude that for each $x \in S_i$, its last insertion prior to time i sets to 1 a $(1 - \epsilon)$ fraction of bits at the positions assigned to x . These positions cannot be set to 0 by more recent deletions of other elements (which only affect the positions assigned to them).

Next, for every $x \notin S_i$, we can think that we run a step of the game in which the Selector selects x and the Matcher has to assign $(1 - \epsilon)D$ of its neighbors to x (x is the dummy element from the informal argument given above). The Matcher succeeds because the graph admits matching up to $K + 1$. The bits in A at positions assigned to x are all 0 because previous `insert` set to 1 only bits at positions assigned to their arguments.

In both cases, since `query`(A, x) reads with probability $1 - \epsilon$ a position in A assigned to x (for real or virtually), property (a) is satisfied.

Property (b): `query`(A, x) reads only the bit $A(p)$ for a random p .

Generic one-probe storage scheme from any lossless expander. It follows from Section 5 that any lossless expander can be used to obtain a one-probe storage scheme. Indeed, let $G = (L, R, E \subseteq L \times R)$, with left degree D , be a $((1 - 2\epsilon)D, 2(K + 1))$ expander, and suppose that $L = \{0, 1\}^n$ is the “universe” set. This means that G has fast $(2\epsilon, O(\log K))$ -rich almost dynamic matching up to size $K + 1$ and expiration parameter $2K$ (by Theorem 19). If we apply the $G \mapsto G + \text{hash}$ transformation, we obtain a graph $G' = (L, R', E' \subseteq L \times R')$, left degree D' , with fast 4ϵ -rich dynamic matching up to size $K + 1$ and expiration parameter $2K$, where $|R'| = |R| \cdot s^2$ and $D' = D \cdot s$, for $s = O(n \cdot \log K \cdot (1/\epsilon))$ (by Lemma 20). By our discussion above, this yields a one-probe storage scheme for dynamic subsets of L of size up to K , with the following parameters:

- table size = $|R'| \cdot s^2$,
- `query` has runtime bounded by $\text{poly}(n, \log D)$,
- `insert` and `delete` have runtimes bounded by $\text{poly}(n, D)$.

In particular, if we use the lossless expander G from Theorem 24, then we obtain the following one-probe storage scheme.

Theorem 27 (one-probe storage scheme for dynamic sets). *For every functions $k := k(n) \leq n$, $\epsilon := \epsilon(n) > 0$, there exists a one-probe storage scheme for dynamic subsets of $U = [N]$, of size at most $K := 2^k$, that achieves the following values:*

- table size = $K \cdot \text{poly}(\log N) \cdot 2^{O(\log(k/\epsilon) \cdot \log k)}$.
- `query` has runtime bounded by $\text{poly}(\log N, \log 1/\epsilon)$.
- `insert` and `delete` have runtimes bounded by $\text{poly}(\log N) \cdot 2^{O(\log(k/\epsilon) \cdot \log k)}$.

Remark 3. The one-probe storage scheme in Theorem 27 has smaller table size than the one-probe storage schemes in [BMRV00, Ta-02, GUV09] (presented in Section 1), even though these schemes have the limitation of handling only static sets, which means that insertion and deletion can only be handled by reconstructing the whole table. Plugging in the generic construction the lossless expander used in [GUV09], one obtains a one-probe storage scheme for dynamic sets with table size equal to (table size from [GUV09]) $\times O((\log N \cdot \log K \cdot 1/\epsilon)^2)$, in which `query`, `insert`, and `delete` have runtime $\text{poly}(\log N, \log 1/\epsilon)$. The reason for faster `insert` and `delete` is that the lossless expander in [GUV09] has $D = \text{poly}(\log N, \log(1/\epsilon))$, smaller than the left degree of the graph in Theorem 24 (but the right set is larger).

References

- [ALM96] Sanjeev Arora, F. Thomson Leighton, and Bruce Maggs. On-line algorithms for path selection in a nonblocking network. *SIAM Journal on Computing*, 25:149–158, 1996.
- [BKV⁺81] M. Blum, R.M Karp, O. Vornberger, C.H. Papadimitriou, and M. Yannakakis. The complexity of checking whether a graph is a superconcentrator. *Information Processing Letters*, 13(4,5):164–167, 1981.
- [BMRV00] Harry Buhrman, Peter Bro Miltersen, Jaikumar Radhakrishnan, and Srinivasan Venkatesh. Are bitvectors optimal? In F. Frances Yao and Eugene M. Luks, editors, *Proceedings of the Thirty-Second Annual ACM Symposium on Theory of Computing, May 21-23, 2000, Portland, OR, USA*, pages 449–458. ACM, 2000.
- [BMVZ18] Bruno Bauwens, Anton Makhlin, Nikolai K. Vereshchagin, and Marius Zimand. Short lists with short programs in short time. *Computational Complexity*, 27(1):31–61, 2018.
- [BP73] L. A. Bassalygo and M. S. Pinsker. Complexity of an optimum nonblocking switching network without reconections. *Problems of Information Transmission*, 9:64–66, 1973.
- [BZ19] Bruno Bauwens and Marius Zimand. Universal almost optimal compression and Slepian-Wolf coding in probabilistic polynomial time. *CoRR/arxiv*, abs/1911.04268, 2019.
- [CRVW02] M. R. Capalbo, O. Reingold, S. P. Vadhan, and A. Wigderson. Randomness conductors and constant-degree lossless expanders. In John H. Reif, editor, *STOC*, pages 659–668. ACM, 2002.
- [FFP88] Paul Feldman, Joel Friedman, and Nicholas Pippenger. Wide-sense nonblocking networks. *SIAM J. Discret. Math.*, 1(2):158–173, 1988.
- [GUV09] Venkatesan Guruswami, Christopher Umans, and Salil P. Vadhan. Unbalanced expanders and randomness extractors from Parvaresh–Vardy codes. *J. ACM*, 56(4), 2009.
- [HKPS20] Monika Henzinger, Shahbaz Khan, Richard Paul, and Christian Schulz. Dynamic matching algorithms in practice. In Fabrizio Grandoni, Grzegorz Herman, and Peter Sanders, editors, *28th Annual European Symposium on Algorithms, ESA 2020, September 7-9, 2020, Pisa, Italy (Virtual Conference)*, volume 173 of *LIPICs*, pages 58:1–58:20. Schloss Dagstuhl - Leibniz-Zentrum für Informatik, 2020.
- [HLW06] S. Hoory, N. Linial, and A. Wigderson. Expander graphs and their applications. *Bull. Amer. Math. Soc.*, 43:439–561, 2006.
- [Hwa98] Frank K. Hwang. *The Mathematical Theory of Nonblocking Switching Networks*. World Scientific, 1998.
- [LOZ22] Zhenjian Lu, Igor C. Oliveira, and Marius Zimand. Optimal coding theorems in time-bounded Kolmogorov complexity, 2022. ICALP 2022.
- [Mar73] G. A. Margulis. Explicit constructions of concentrators. *Problems of Information Transmission*, 9:325–332, 1973.

- [MRS11] D. Musatov, A. E. Romashchenko, and A. Shen. Variations on Muchnik’s conditional complexity theorem. *Theory Comput. Syst.*, 49(2):227–245, 2011.
- [PY82] N. Pippenger and A.C.-C Yao. Rearrangeable networks with limited depth. *SIAM J. Algebraic Discrete Methods*, 2:411–417, 1982.
- [Ta-02] Amnon Ta-Shma. Storing information with extractors. *Inf. Process. Lett.*, 83(5):267–274, 2002.
- [TSUZ07] A. Ta-Shma, C. Umans, and D. Zuckerman. Lossless condensers, unbalanced expanders, and extractors. *Combinatorica*, 27(2):213–240, 2007.
- [WZ99] Avi Wigderson and David Zuckerman. Expanders that beat the eigenvalue bound: Explicit construction and applications. *Combinatorica*, 19(1):125–138, 1999.

A The (slow) dynamic matching algorithm of Feldman, Friedman, and Pippenger

For completeness, we present a special case of [FFP88, Proposition 1]. Our proof is based on the original one. The result implies that if a graph has offline matching up to K , then it has dynamic matching up to K elements with load 3.

Theorem 28. *If a graph has 1-expansion up to K and each left set S with $K < \#S \leq 2K$ has at least $\#S + K$ neighbors, then the graph has dynamic matching up to K .*

Corollary 29. *If a graph G has 1-expansion up to K , then it has dynamic matching up to K with load 3.*

Proof. We modify G by taking 3 clones of each right node. The new graph G' satisfies the hypothesis of Theorem 28. Indeed, let S be subset of left nodes with $K < \#S \leq 2K$. We partition S into a set S_1 of size K and a set S_2 of size $\#S - K \leq K$. S_1 has at least $2K$ neighbors in the right subset made with the first 2 clones, and S_2 has at least $\#S - K$ neighbors in the set made with the third clones. Thus, S has at least $2K + \#S - K = \#S + K$ neighbors. Theorem 28 implies that G' has dynamic matching up to K with load 3. By merging the 3 clones into the original nodes, it follows that G has dynamic matching with load 3. \square

We continue with the proof of Theorem 28. We start with 2 technical lemmas.

Definition 30. *For a set of nodes S , let $\mathcal{N}(S)$ be the set of all neighbors of elements in S . A left set S is critical if $\#\mathcal{N}(S) \leq \#S$.*

Lemma 31. *If A and B are critical and $\#\mathcal{N}(A \cap B) \geq \#A \cap B$, then $A \cup B$ is also critical.*

Proof. We need to bound the quantity $\#\mathcal{N}(A \cup B)$ which equals $\#\mathcal{N}(A) \cup \mathcal{N}(B)$. By the inclusion-exclusion principle this equals

$$= \#\mathcal{N}(A) + \#\mathcal{N}(B) - \#\mathcal{N}(A) \cap \mathcal{N}(B).$$

Since $\mathcal{N}(A \cap B) \subseteq \mathcal{N}(A) \cap \mathcal{N}(B)$ and the assumption of the lemma, this is at most

$$\leq \#\mathcal{N}(A) + \#\mathcal{N}(B) - \#A \cap B.$$

Since A and B are critical, this is at most $\#A + \#B - \#A \cap B = \#A \cup B$. \square

Lemma 32. *Assume a graph has 1-expansion up to K and has no critical set S with $K < \#S \leq 2K$. Then, for every left node x there exists a right node y such that after deleting x and y , the remaining graph has 1-expansion up to K .*

Proof. A right neighbor y of x is called *bad* if after deleting y , there exists a left set S_y of size at most K such that $\#\mathcal{N}(S_y) < \#S_y$. Note that S_y is critical, and by the 1-expansion of the original graph, $\mathcal{N}(S_y)$ contains y . We show that by iterated application of the above lemma, the set

$$U = \bigcup_{y \text{ is bad}} S_y$$

is critical. Indeed, for each critical set C of size at most K , the set $C \cup S_y$ is critical by 1-expansion and the previous lemma. Also this set has cardinality at most $2K$, thus by the assumption this union must have cardinality at most K .

Note that if all neighbors y of x were bad, then $\mathcal{N}(U \cup \{x\}) = \mathcal{N}(U)$ because $y \in \mathcal{N}(S_y) \subseteq \mathcal{N}(U)$. Thus

$$\#\mathcal{N}(U \cup \{x\}) \leq \#U \leq \#U \cup \{x\}.$$

If $\#U < K$, then this violates 1-expansion, and if $\#U = K$, this violates the assumption about the sizes of critical sets. Hence, at least 1 neighbor of x is not bad and satisfies the conditions of the lemma. \square

Proof of theorem 28. The dynamic matching strategy maintains a copy of the graph. If Selector makes a matching request for a left node x , Matcher replies by searching for a right node y that satisfies the condition of the above lemma and colors the edge (x, y) . On her own copy she deletes the nodes x and y . When Selector uncolors an edge (x, y) , Matcher restores the nodes x and y on his copy of the graph.

It remains to show that in each application of the above lemma, the conditions are satisfied. Note that if Matcher restores the endpoints x and y of an edge, the conditions always remain true, because if $x \notin S$, then $\#S$ and $\#\mathcal{N}(S)$ do not change, and otherwise both values increase by 1.

It remains to show that before any matching request, the copy graph has no critical set S with $K < \#S \leq 2K$ (and thus the Matcher can apply the lemma and satisfy the request). Assume to the contrary that there is such an S . In the original graph, S has at least $\#S + K$ neighbors. When a right neighbor is assigned, Matcher deletes it from the copy graph. Therefore before any request, the Matcher has deleted from S at most $K - 1$ right nodes (since there can be at most $K - 1$ active requests), hence, S has at least $\#S + K - (K - 1) = \#S + 1$ neighbors, thus it is not critical.

Therefore, the conditions of the lemma are always satisfied and the strategy can always proceed by selecting a neighbor y . The theorem is proven. \square

Remark 4. In the matching algorithm from [FFP88], the condition on the 1-expansion up to K elements is checked using a brute force check over all left sets of size at most K . This can be done in $O(\binom{\#L}{K})$ time. In general, checking whether a graph has 1-expansion up to K elements is coNP-complete, see [BKV⁺81]. However, this hardness result does not exclude algorithms that run in time $\text{poly}(\log \#L)$ for specially chosen graphs.