

“This is my unicorn, Fluffy”: Personalizing frozen vision-language representations

Niv Cohen^{1,2} Rinon Gal^{1,3} Eli A. Meirom¹ Gal Chechik^{1,4} Yuval Atzmon¹

Abstract

Large Vision & Language models pretrained on web-scale data provide representations that are invaluable for numerous V&L problems. However, it is unclear how they can be used for reasoning about *user-specific* visual concepts in unstructured language. This problem arises in multiple domains, from personalized image retrieval to personalized interaction with smart devices. We introduce a new learning setup called *Personalized Vision & Language* (PerVL) with two new benchmark datasets for retrieving and segmenting user-specific (“personalized”) concepts “in the wild”. In PerVL, one should learn personalized concepts (1) *independently* of the downstream task (2) allowing a pretrained model to reason about them with free language, and (3) does not require personalized negative examples. We propose an architecture for solving PerVL that operates by *extending* the input vocabulary of a pretrained model with new word embeddings for the new personalized concepts. The model can then reason about them by simply using them in a sentence. We demonstrate that our approach learns personalized visual concepts from a few examples and can effectively apply them in image retrieval and semantic segmentation using rich textual queries*.

video retrieval (Fang et al., 2021), through image generation (Gal et al., 2021; Patashnik et al., 2021) and segmentation (Zabari & Hoshen, 2021; Li et al., 2022), to robotic manipulation (Shridhar et al., 2022). All these tasks benefit from the “open-world” capabilities of large V&L models, making it possible to use rich, free-form text and a long “tail” of visual categories.

However, even with these powerful representations, an important challenge remains: How can these models be leveraged to reason about *user-specific*, “*personalized*” object instances in open-world vision problems? For example, we may wish to find an image that portrays us wearing a *specific* sweater, ask a robot assistant to make us coffee in *our* “best-mom mug”, or synthesize an image of our child’s treasured toy Fluffy in an entirely new context.

Clearly, pretrained V&L models cannot be used directly to reason about new personal items. Luckily, it is typically easy for a user to collect a few image examples for a personalized concept. It then remains to develop methods that extend the pretrained models to new concepts using these examples. One challenge with collecting personalized concepts is that typically it is easy for people to provide positive image examples for a concept, but harder to provide consistent negative examples (distractors) (Hsieh et al., 2019; Shinoda et al., 2020).

Learning from a few examples is considered a hallmark of intelligence. People frequently learn novel concepts from a few examples (Malaviya et al., 2022; Carey & Bartlett, 1978; Lake & Piantadosi, 2020; Markman, 1990; Markman et al., 2003). They can seamlessly employ them in their semantic mental state and *reason jointly* both over the personalized concepts and over a large body of prior knowledge. Could a computational approach learn in a similar fashion, using a pretrained V&L model?

Previous personalization efforts (Skantze & Willemsen, 2021; Zhang et al., 2021a; Gao et al., 2021; Zhou et al., 2021) focused on learning a transformation module on top of CLIP’s output space. However, as we explain below, these approaches risk forgetting prior knowledge, or face difficulties in accessing it concurrently with newly learned concepts. In addition, these previous approaches take a

1. Introduction

Large Vision & Language (V&L) models pre-trained on web-scale data made a breakthrough in computer vision (Radford et al., 2021; Yuan et al., 2021; Bommasani et al., 2021). By providing a multimodal vision-language representation, these models are used in a multitude of downstream tasks, from image captioning (Mokady et al., 2021) and

¹NVIDIA Research, Israel ²The Hebrew University of Jerusalem, Jerusalem, Israel ³Tel Aviv University, Israel ⁴Bar Ilan University, Israel. Correspondence to: Niv Cohen <nivc@cse.huji.ac.il>.

*The code and queries will be available in github.com/NVlabs/PALAVRA


Personalization stage

Input:

This is my favorite skirt:



This is my toy wagon:



Output:

A personalized model

Downstream tasks w/ pretrained CLIP

Example task 1: Open-world retrieval

“Standing with my favorite skirt on a stone pathway”



ranked

Example task 2: Open-world segmentation

“An elephant on my toy wagon”




Figure 1. **The Personalized Vision & Language (PerVL) learning setup.** **Left:** A user provides a few image examples of their personalized visual concepts: a favorite skirt (top), or a toddler’s toy wagon (bottom). Examples are provided regardless independently of downstream tasks. **(Right)** the personalized model can be used in various downstream tasks. **Top-right:** An image retrieval task: given a textual query and a collection of images rank and retrieve the queried image. **(Bottom-right)** Open-world semantic segmentation task. Segment a personalized object referred to by a textual query. This example illustrates multiple ambiguities. First, there are two wagons that carry an elephant. Second, there are two wagons that correspond to the personalized concept. Resolving the ambiguity requires reasoning in both the visual modality and the text modality.

multiclass approach, focusing on discriminating between several new concepts. They are not designed for learning a single new personalized concept, which is quite natural in the context of personalization. As a result, it is unknown how to learn a single personalized concept from a few image examples in a way that (1) allows the pretrained V&L model to seamlessly reason about the concept with free language, and (2) uses only “positive” image examples of the target concept.

Here, we address the question of using a small number of samples to personalize a pretrained model while maintaining its performance on the original vocabulary. We study a new representation learning setup, which we call “*Personalized Vision & Language*” (PerVL) (Figure 1). In PerVL, we are given a pretrained V&L model, one or more personalized visual concepts, a few training images of each concept, and a string describing the concept type, like “a mug” or “a short sleeve top”. The goal is to learn a representation that can later be used to solve a set of downstream V&L tasks involving the personalized concept. No further supervision is given for these downstream tasks. PerVL arises in various scenarios. In image retrieval, a user may tag a few of their images and wish to retrieve other photos of that concept in a visual specific context (Chen et al., 2020; Anwaar et al., 2021); in human-robot interaction, a worker may show a specific tool to a robotic arm, and instruct how to use it (Wang et al., 2022; Lynch & Sermanet, 2020); in video security applications, an operator may search for one

specific known item in the context of other items or people described using language.

Unlike previous efforts, instead of modifying a V&L model *output*, we propose a framework for extending its *input* vocabulary. More specifically, we intervene in the model input space by learning new word embeddings for the new personalized concepts. The concept of “my best-mom mug” would be associated with a new symbol [MY BEST-MOM MUG] that has its own *dense* word embedding. The V&L model could later reason about sentences that use it, like “*Sipping tea from my best-mom mug on a porch*” by detecting “my best mom mug” and mapping its symbol [MY BEST-MOM MUG] to its new embedding vector. Such tokens trivially preserve the structure of the original V&L model, since the encoder model itself remains unmodified. Moreover, as we show below, the new concepts can also be easily integrated into existing downstream V&L tasks. In summary, our work addresses the question of using a small number of samples to personalize a pretrained V&L model, while maintaining its performance in the original vocabulary.

This paper makes the following novel contributions: (1) A new representation learning setup, *PerVL*, for personalizing V&L representations, while keeping their “zero-shot” reasoning capabilities. (2) Two new benchmark datasets for *PerVL*. (3) An approach we name PALAVRA** to extend

**Palavra means “word” in Portuguese, as we learn new word-embeddings. For acronym lovers, PALAVRA also stands for “Personalizing LAnguage Vision RepresentAtions”

and personalize the vocabulary of the V&L representation *inputs*. PALAVRA uses a cycle-consistent loss, learned with positive image examples only. (4) A technique for using a *textual* encoder to improve the generalization of a network to new *visual* concepts.

2. Related work

The success of CLIP led to a wide array of recent works that leverage its powerful representation for few-shot and long-tail learning. The vast majority (Skantze & Willemssen, 2021; Zhang et al., 2021a; Gao et al., 2021; Ma et al., 2021) are based on learning a residual linear “adapter” layer (Houlsby et al., 2019) over the output of the CLIP encoders. Using a different approach, Zhou et al. (2021) proposes learning a soft prefix prompt to improve accuracy in a specific classification task. Our work differs from these approaches in two key aspects: (1) Their learning setup focuses solely on classifying images using a narrow vocabulary. In contrast, our setup learns a representation which is then used in downstream tasks without fine tuning. Moreover, our method *extends* CLIP’s vocabulary rather than narrowing it. (2) Adapter-based methods override the output representation of the encoders, leading to a change in their input \rightarrow output mappings. Our method does not change the pretrained mapping but enriches its input vocabulary with new concepts.

Taking another approach for leveraging pretrained models, recent papers study the effects of fine-tuning (Wortsman et al., 2021; Kumar et al., 2022; Hewitt et al., 2021). They show that fine-tuning can actively harm out-of-distribution generalization, even when tested on the same downstream task for which the model was tuned. Our method does not fine-tune the pretrained model and does not leverage in-distribution labeled examples for the downstream tasks. As such, it is not susceptible to these shortcomings.

Another line of work (Tsimpoukelli et al., 2021; Hill et al., 2020), studies “fast-learning” combined with “slow-learned” concepts. Their setup resembles ours in one aspect: they show that their learned concepts can be applied to “slowly-learned” downstream tasks. However, their learned concepts are “fastly” learned. That is, they are stored implicitly in the network activations, rather than grounded as part of the network vocabulary.

A related set of works can be found in the image captioning task. While their goals are different, these works nonetheless aim to extract meaningful semantic information from images and map them to tokens that represent the concepts - in this case, words. Of these, a series of works (Chun-seong Park et al., 2017; Denton et al., 2015; Feng et al., 2017; Del Chiaro et al., 2020; Jia et al., 2020; Long et al., 2020; Shuster et al., 2019) focus on personalizing image

captions according to a user writing style. Alternatively, (Hendricks et al., 2016; Venugopalan et al., 2017; Wu et al., 2018; Zheng et al., 2019; Lu et al., 2018; Demirel et al., 2019) extend image captions with novel concepts using “slot filling”, which are placeholders for nouns that are filled using object detector predictions.

When compared to zero and few-shot learning (FSL) models based on meta-learning (Finn et al., 2017; Vinyals et al., 2016; Sung et al., 2018; Snell et al., 2017; Chen et al., 2021; Lampert et al., 2009; Akata et al., 2016; Xian et al., 2017; Atzmon & Chechik, 2018; 2019; Paz-Argaman et al., 2020) or to few-shot incremental learning (Tao et al., 2020; Fan et al., 2021; Ren et al., 2020; Cheraghian et al., 2021; Khan et al., 2021; Wu et al., 2021), our model differs in three key aspects: First, we impose stronger generalization requirements. Our model should be able to reason about new concepts in diverse downstream tasks, which may be unknown at training time. Second, in FSL based on meta-learning, the concept distribution used during meta-learning (the “support set”) is also used during the FSL stage. For example, meta-learn on birds, then do FSL with new types of birds. While our technique for training with text allows to generalize beyond the domain of concepts in the training images. Third, our approach builds upon CLIP’s zero-shot perceptual capabilities, rather than learning from scratch. As such, CLIP provides us with a strong baseline that we can further improve, while also ensuring that our method is compatible with many CLIP-based downstream task solutions.

Finally, we note that Zhang et al. (2021b) recently introduced a dataset for a semantic segmentation personalization task. However, we found it incompatible with the PerVL setup because it deals with a personalized distribution rather than a specific personalized concept. As such, there were many visually distinct instances of the same class label, without ground-truth annotation that can distinct between them. Therefore, we could not use it to build a benchmark the refers to one distinct instance, while having the other instances as distractors

3. A new setup, “Personalized Vision & Language”

We propose “*Personalized Vision & Language*” (PerVL), a new representation learning setup, to personalize a pretrained model with few positive image examples, without supervision for the downstream task.

In PerVL, we are given a pretrained model $h(S_V, I)$ that accepts a sentence S and an image I . The sentences that the model accepts are defined in a vocabulary V . We wish to update h so that it can accept sentences from an extended vocabulary $V' = V \cup C$ where C is a new set of concepts $C = \{c_1, \dots, c_k\}$, which results in an extended model

$h'(S_V, I)$. In general, we expect that adapting the model would not strongly affect the original vocabulary, namely $h'(S_V, I) \approx h(S_V, I)$.

At training (personalization) time, we adapt the model given a small set of images $\{I_i\}_{i=1}^{N_c}$ for every concept c , without assuming access to negative training *images*. We are also provided with a string describing the type of the new concept, such as a “mug” or a “short sleeve top”. Stating the type is a natural way for non-expert users to provide prior knowledge about the personalized concept. The type can be used to guide learning to distinguish the personalized concept from the general concept type. Concepts describing coarser classes from a hierarchy of concepts (e.g. “dog” for “poodle”) have been used for this purpose (Dekel et al., 2004). We denote the concept type by S_c .

During inference, we are given a downstream V&L task T that can be inferred using the pretrained model h for the vocabulary V , and we wish to solve it for an instance x that contains the new concept c . The instance may contain images and sentences pertaining to c .

Encoder PerVL : In this work, we focus on the special case of CLIP V&L encoder networks (Radford et al., 2021). Here, the model h applies a cosine similarity between a sentence S and an image I : $h(S, I) = \cos(h^{\mathcal{T}}(S), h^{\mathcal{I}}(I))$, where $h^{\mathcal{I}}$ and $h^{\mathcal{T}}$ are CLIP image and text encoders, respectively.

4. Methods

Before describing the details of our approach, we first explain the reasons for extending the *input* vocabulary of the V&L model and how it differs from previous approaches.

Several studies extend CLIP by learning an “Adapter” module on top of the CLIP representation (Gao et al., 2021; Skantze & Willemsen, 2021; Zhang et al., 2021a; Ma et al., 2021; Houlsby et al., 2019). That module is applied to the *output* of a CLIP encoder network that is kept frozen. It is usually trained with labeled data for a given classification task and a templated text query (“a photo of a [concept-type]”).

We show below (Section 6, Appendix B) that this approach tends to be brittle and fails when its input sentences deviate from the template used for training. This is probably because the adapter *overrides* the output representation of the encoder, so training it with very few training examples hurts its generalization power.

Conversely, our approach does not override the encoder outputs. Our working hypothesis is that the text input space of a web-scale V&L model is rich enough for reasoning about new personalized concepts. We just need to find the right word embedding representation for any new personal-

ized concept. We illustrate this architectural distinction in Figure 2.

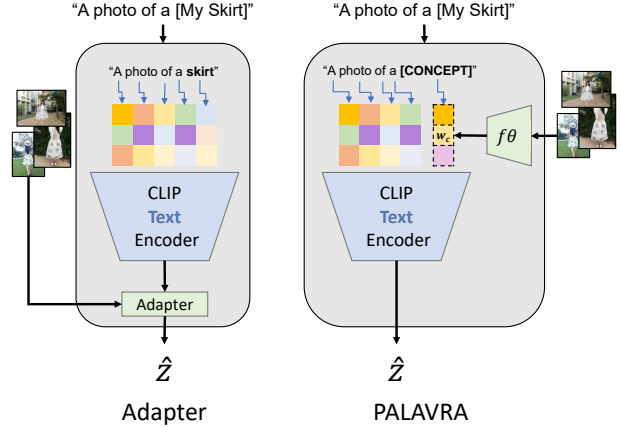


Figure 2. Visualization of an adapter-based approach (left) and PALAVRA (right). Adapters change CLIP’s output space by appending additional layers following the encoder. Our method defines new tokens in CLIP’s existing input space, leaving the output space unchanged.

4.1. Notation

To simplify the notation and explanations, we describe our approach in terms of adding a single concept c . Adding multiple concepts can be easily done by iteratively adding one concept after another. We use the notation [CONCEPT] to refer to a learned concept (c) within a textual query. \mathcal{I} denotes the CLIP embedded image space, \mathcal{T} the CLIP embedded textual space, $z_k = h^{\mathcal{I}}(I_k)$ is the embedding of an image I_k into \mathcal{I} , and similarly $h^{\mathcal{T}}(S)$ marks the embedding of a sentence S into \mathcal{T} . Finally, \mathcal{W} denotes the word embedding space used to embed input word tokens into CLIP.

4.2. Architecture and Workflow

At a high level, our workflow has three steps.

(1) Learning f_θ . We learn a mapping f_θ from a set of points in CLIP image space \mathcal{I} to a respective point in its word embedding *input* space \mathcal{W} (Figure 2). Formally, $f_\theta : \{z_k \in \mathcal{I}\}_{k=1}^K \rightarrow \mathcal{W}$. This mapping is trained with *non-personalized, large-scale* data.

(2) Initial personalization (Figure 4). We learn a word embedding w_c of a new personalized concept c . To this end, given a set of image examples I_1, \dots, I_K we map them to CLIP image space, then map them using f_θ to obtain an initial word embedding $w_c^0 = f_\theta(\{h^{\mathcal{I}}(I_k)\})$. Formally, $\{I_k\}_{k=1}^K \rightarrow \{h^{\mathcal{I}}(I_k)\}_{k=1}^K \rightarrow w_c^0 \in \mathcal{W}$.

(3) Fine-tuning. The initial embedding w_c^0 is then updated using gradient steps with respect to a cycle contrastive loss.

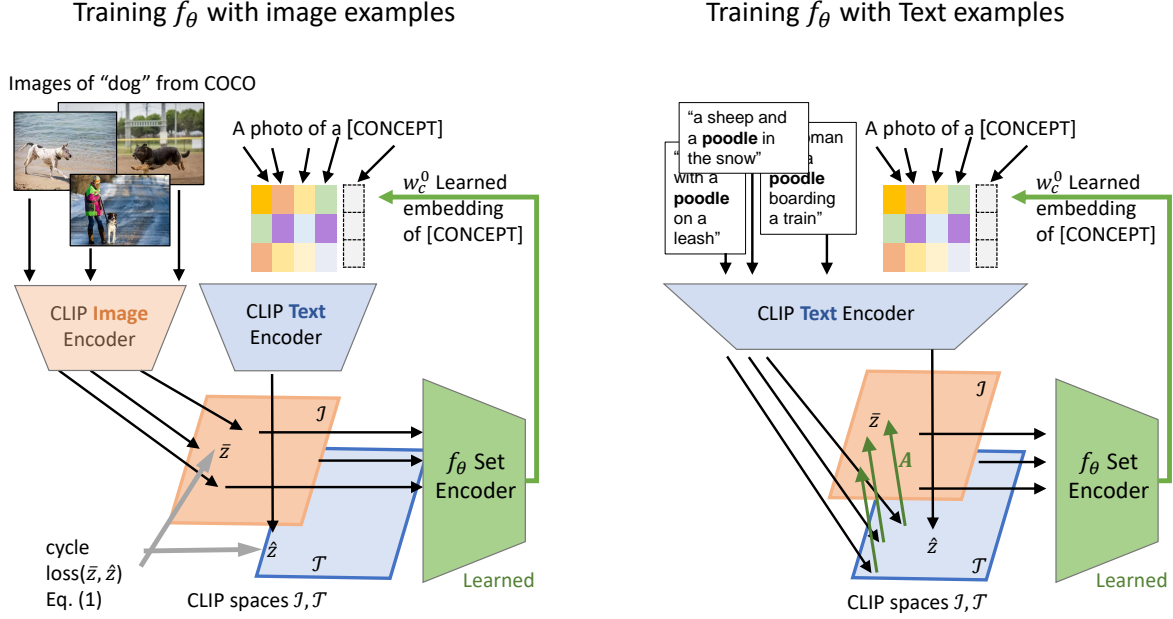


Figure 3. **Architecture outline: Learning f_θ .** We start with a *large-scale-data* training step. A set encoder f_θ is trained to map CLIP-space output embeddings to a code in CLIP’s input space. It is alternately trained with a batch of either image examples (left), or sentence examples (right) with augmented concept types. We use a cycle loss by mapping the code back to CLIP’s output embedding, using a template sentence (“A photo of a [CONCEPT]”).

Next, we describe the learning of each component in more detail.

4.3. Learning f_θ

We now describe how we learn an “inversion” map f_θ from a set of points in CLIP space $z_1, \dots, z_k \in \mathcal{I}$, to a word embedding $w_c^0 \in \mathcal{W}$ at the input to the language encoder $h^\mathcal{T}$. For the architecture of f_θ we use “Deep Sets” (Zaheer et al., 2017). We now discuss the loss and then how to train f_θ with two types of *large-scale, non-personalized* data: images and text. See Figure 3.

A contrastive cycle loss. f_θ maps from CLIP space to $w_c^0 \in \mathcal{W}$. That w_c^0 can be mapped back to CLIP text space by feeding into $h^\mathcal{T}$ with a template sentence T_c like “A photo of a [CONCEPT]”, where we plug w_c^0 as the word embedding for [CONCEPT]. We can then define a cycle consistency loss to match the input of f_θ with the output of $h^\mathcal{T}$ (see Figure 3left). Specifically, let \bar{z}_c be the average over samples in \mathcal{I} from the concept c , $\bar{z}_c = \sum_{k=1}^K z_k / K$ and let \hat{z}_c be the CLIP embedding of a template sentence, $\hat{z}_c = h^\mathcal{T}(T_c)$. We wish to tune f_θ so that \hat{z}_c is close to \bar{z}_c for the concept c and far from other concepts. We therefore define the symmetric contrastive loss for a concept c :

$$\ell_{Cycle}(c; \{\bar{z}_{c'}, \hat{z}_{c'}\}_{c'=1}^C) = -\log \frac{e^{\cos(\bar{z}_c, \hat{z}_c)}}{\sum_{c' \neq c} e^{\cos(\bar{z}_c, \hat{z}_{c'})}} - \log \frac{e^{\cos(\bar{z}_c, \hat{z}_c)}}{\sum_{c' \neq c} e^{\cos(\bar{z}_{c'}, \hat{z}_c)}}, \quad (1)$$

where $\cos(\hat{z}, \bar{z})$ denotes cosine similarity, C is the number of concepts in a batch.

Ground-truth regularization. We use a regularization term that maximizes the cosine similarity of the predicted word embedding w_c^0 , with its ground truth word embedding g_c , keeping w_c^0 close to its ground truth value. Namely, $\ell_{GT}(w_c^0, g_c) = -\cos(w_c^0, g_c)$, where g_c is the word embedding of the concept type (e.g. the embedding of “dog”). If the concept type includes more than a single word, we take the first one.

Finally, the cycle loss and ground-truth regularization term are linearly combined, and f_θ is trained with

$$\ell_{total} = \ell_{Cycle} + \lambda_{gt} \cdot \ell_{GT}, \quad (2)$$

where ℓ_{Cycle} denotes the cycle loss of Eq. (1), and λ_{gt} denotes a nonnegative hyperparameter.

Training f_θ with images. We use a variant of COCO (Lin et al., 2014) that extracted the subject and object from each caption as in Atzmon et al. (2016), and take the 1000 most frequent concepts. In every training batch, we draw at random C concepts, then draw K images for each concept. We then map them to CLIP image space, yielding

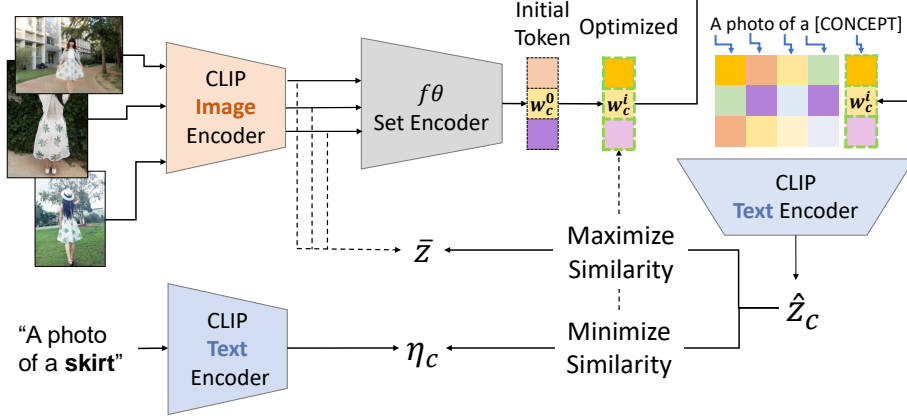


Figure 4. **Architecture outline: Personalization.** Given a set of examples of a personalized concept and its type (skirt), we embed them with CLIP and predict an initial code (w_0) for the concept using a frozen f_θ . We then further tune the predicted code with a contrastive loss.

$\{z_k\}_1^K = \{h^{\mathcal{I}}(I_k)\}_1^K$ in CLIP image space for each concept.

Training f_θ with text. When training with COCO data, our f_θ learns concepts that are frequent in COCO captions. However, our goal is to have f_θ generalize to widely diverse concepts. However, we find that naively training with the COCO images does not generalize well to out-of-COCO-vocabulary concepts (Section 7).

To generalize to out-of-vocabulary concepts, we propose synthesizing *textual* descriptions with an extended vocabulary and embed them into the shared embedding space. Specifically, we use COCO *captions* of a concept to generate additional training examples for new concepts by replacing the concept type with the most similar concept type from a large predefined vocabulary of 20K types (Kuznetsova et al., 2020), where (cosine) similarity is measured in CLIP text space. Finally, we embed the augmented captions by taking their CLIP-text feature representation (Figure 3, right). Overall, we found that training with augmented text representation significantly improved the performance of the model.

As in (Liang et al., 2022), we observed that the encoding distribution of text and images does not overlap in CLIP space. As a result, training f_θ with CLIP embeddings of captions does not generalize well to image inputs. We address this problem by learning an alignment matrix \mathbf{A} that maps CLIP representations of texts to their presumed image counterpart (Figure 3, right). \mathbf{A} is learned jointly with f_θ . Formally, a set of captions is first encoded by $h^{\mathcal{T}}$, then mapped to the image area of the CLIP space using \mathbf{A} and then fed to f_θ .

4.4. Personalization: Learn an embedding of personalized concepts

To learn the word embedding of a personalized concept, we follow a similar process to training f_θ , but instead of tuning the parameters of f_θ , we optimize the actual embedding vector w_c .

Specifically, let $\{I_k\}_{k=1}^{N_c}$ be a set of input images for the new concept c , we (1) map them to \mathcal{I} using CLIP encoder $h^{\mathcal{I}}$, (2) map to w_c^0 using f_θ , (3) plug the embedding w_c^0 in a template sentence and (4) map to CLIP text space using $h^{\mathcal{T}}$. Once again, we define a contrastive cycle-consistent loss, matching the estimated text embedding of the template sentence \hat{z}_c , and average image embedding \bar{z}_c . However, here we contrast it with the embedding of the concept *type*, say “a short sleeve top”, denoted by $\eta_c = h^{\mathcal{T}}(S_c)$. Since no negative image examples are provided in the personalization stage, the concept type can be viewed as a “super-concept” in the hierarchy. It allows the learning process to focus on the specific features that make the object unique from the general population of similar concept types. The loss is:

$$\ell(\hat{z}_c, \bar{z}_c, \{\eta_c\}) = -\log \frac{\exp(\cos(\bar{z}_c, \hat{z}_c))}{\sum_{\{\eta_c\}} \exp(\cos(\eta_c, \hat{z}_c))} \quad (3)$$

We note that with a single concept type η_c , this equation factorizes into two simpler terms. We keep its contrastive form to stress the ease of extending it to multiple concept type, when these are available.

4.5. Inference

Our approach extends the vocabulary of word-embedding tokens with personalized tokens, without modifying the underlying V&L model h . Therefore, for a given downstream task T and a sentence S , we use the pretrained V&L model

h as it would have been used with T , with a simple change: When we encounter an input sentence S that includes a [CONCEPT] token, we apply its learned embedding w_c . We also empirically found it is beneficial to have [CONCEPT] followed by the concept type S_c .

5. Evaluation datasets for PerVL

We created two new personalization benchmark datasets for the evaluation of PerVL. (1) We collected captions for images from DeepFashion2 (Ge et al., 2019), which serve as search queries in an image retrieval task. (2) We collected captions for frames from Youtube-VOS (Xu et al., 2018), and also collected their corresponding segmentation maps for a referring-expression segmentation task.

5.1. Personalized fashion-item retrieval with DeepFashion2

We used the DeepFashion2 dataset (Ge et al., 2019) to create an image retrieval benchmark of personalized fashion items given a textual query. DeepFashion2 contains photos of people wearing unique fashion items from 13 popular clothing categories, like *skirt* or *long-sleeve dress*, which we use as concept types. See the examples in Figure 1 (top right) and Figure 5 (right). In the appendix, we describe the preprocessing steps we took to select items that are embedded in a rich context.

We created a dataset of 1700 images from 100 unique fashion items (concepts). Each item was assigned a unique [CONCEPT] tag. We assigned 450 images (out of the above 1700) to an *evaluation set*, and used raters to collect a textual description referring to each item appearing in the images. For instance, *The [CONCEPT] is facing a glass store display.*

Short versus detailed captions: We collected two types of captions for each image. First, *detailed* captions like “*White cabinets, some with open drawers, are alongside and behind the [CONCEPT].*”. These describe extensive context about the image and can facilitate retrieval better. Second are *short* captions like “*White cabinets are behind the [CONCEPT].*”. These pose a greater challenge for image retrieval, because they describe less detail, and therefore are more ambiguous.

Finally, we split the data based on concepts by randomly splitting the dataset to 50 validation concepts and 50 test concepts. We provide more details on the data collection process in the appendix.

5.2. Youtube-VOS for personalized retrieval and segmentation.

We created an image segmentation benchmark of personalized visual concepts given a textual query using Youtube-

VOS (YTVOS) (Xu et al., 2018). YTVOS is a dataset for instance segmentation in video, which includes 4000+ videos, 90+ categories, and 7800+ unique object instances. To transform the dataset to an image personalization benchmark, we take the last frame of each video (scene) for evaluation and the object instances that appear in it as the target concept. Earlier frames containing that object are used as candidate frames for few-shot training. See the examples in Figure 5 (left).

This benchmark is challenging as it contains ambiguities about both the textual queries and about the appearance of the personalized concept. Hence, only a model that is successful in both personalization and image-text reasoning can succeed in this task. Therefore, we only select videos such that their object concept appears at least twice in an evaluation frame. See more details in the appendix.

Finally, we annotated the instances in the evaluation frame with captions using AMT. We instructed the AMT workers to concisely describe what makes a specific entity distinct, compared to similar entities in the image. We provide more details and examples in the appendix.

In total, this benchmark includes ~500 unique personalized concepts, with ~6300 training samples. For evaluation, we split according to unique scenes (videos), resulting in 246 validation concepts and 251 test concepts.

Personalized image retrieval: We also created an image retrieval variant of YTVOS. We extracted a set of images that correspond to the AMT captions collected for segmentation. Every image in the retrieval set was extracted from a wide box cropped around every instance in each evaluation frame. The goal is to retrieve the image of the correct instance given its textual query. Compared to the segmentation task, there are fewer distractors from the same scene for every instance, since not all instances were labeled in the data, but there are many more distractors coming from different scenes.

6. Experiments

We tested PALAVRA with two PerVL benchmarks and compared with several leading baselines, we then study in greater depth the properties of PALAVRA, through a series of ablation experiments. All design decisions and hyperparameter tuning were performed on the validation set to avoid overfitting the test set. The experiments were carried out on NVIDIA V100 and A100 GPU. We provide additional implementation details and additional results in the appendix.




Figure 5. Examples of textual queries and evaluation images of the new benchmarks, [CONCEPT] denotes the personalized concepts. (a) YTVOS frames. The queried concept is highlighted in a yellow box. In the YTVOS segmentation task, one should segment the correct concept in the frame. In the YTVOS retrieval task, each evaluation image is a box cropped around the concept, with a size that is 4 times the size of the yellow box. (b) Deepfashion2 examples.

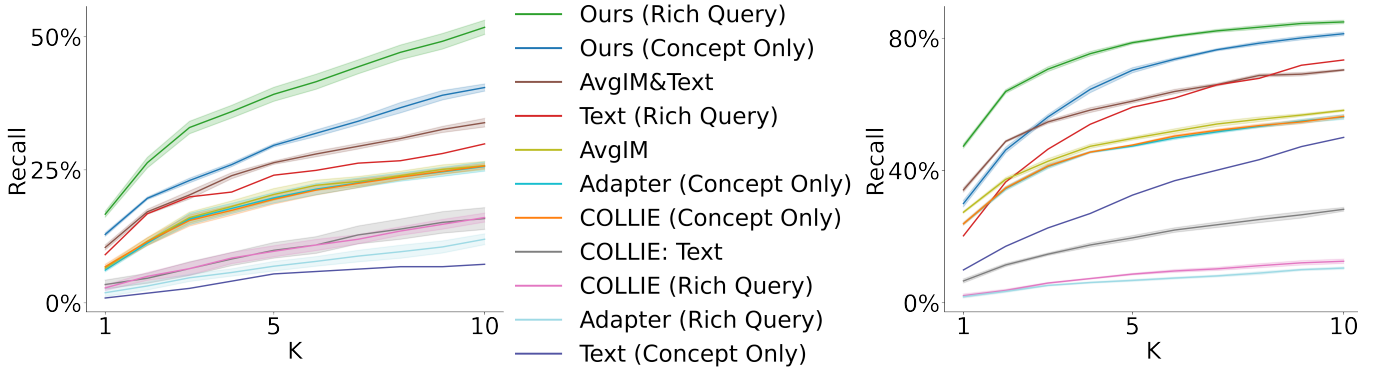


Figure 6. Recall at K for our approach and baselines. Youtube-VOS (left), DeepFashion2 (right), PALAVRA achieves the highest rates for all retrieval metrics. On both benchmarks and metrics it achieves a significant improvement compared with “AvgIm&Text”, which is the strongest baseline. The experiments with “Concept-only query” demonstrate that the information in the textual query is essential for telling the target image from distractors, since the performance of both PALAVRA and “Text (CLIP)” substantially degrades with “Concept-only” queries.

6.1. Personalized image retrieval with a textual query

The objective of this task is to simply retrieve the correct image, given a textual query that includes the concept (Figure 1, top-right). We use the AMT captions as textual queries and use the images in the respective evaluation set as distractors. The challenge in this setup is to overcome two types of distractors: (a) visually similar distractors, images of the same personalized concept but in a different context, which is described by the textual query (e.g. the two instances of “my toy wagon” in Figure 1), (b) semantically similar distractors, images which include an item of a similar concept type (e.g. “skirt”), in a similar context as described in the textual query (e.g. the two wagons that carry an elephant in Figure 1).

To rank images according to a textual query, we rank images according to their cosine similarity with the embedded text query.

Compared methods: We compare PALAVRA with 5 base-

lines and their variants. (1) **PALAVRA**: Our approach. (2) **Text (CLIP)**: score an image-query pair using the CLIP embedding of the textual query, when using the concept type for [CONCEPT] instead of its learned word embedding. (3) **AvgIM**: Replace the text query by the average over the embedding of its concept training images. (4) **IM&Text**: Represent the query as the average between *AvgIM* and *Text*. (5) **Random**: Test images are ranked in random order. (6) **COLLIE** (Skantze & Willemsen, 2021): Learning an adapter module at the output of CLIP text encoder, with an additional scaler function $Scaler(h^T(S)) \in [0, 1]$ that softly applies the adapter layer. This method is closest to what we do, because it may preserve some capabilities of the underlying pretrained model, when $Scaler(\cdot) = 0$. (7) **Adapter**: As in COLLIE, but replace the scaler with a constant value of 1, making the “Adapter” layer always active. (8) **COLLIE:Text**: COLLIE, when the textual query uses the concept type for [CONCEPT], rather than the trained concept.

| | DEEPMFASHION2 MRR | YTVOS MRR |
|---------------------------|----------------------------------|----------------------------------|
| RANDOM | 2.9 ± 0.4 | 2.8 ± 0.2 |
| CONCEPT-ONLY QUERY | | |
| TEXT (CLIP) | 4.2 ± 0.0 | 21.5 ± 0.0 |
| ADAPTER | 13.4 ± 0.5 | 35.5 ± 0.3 |
| COLLIE | 13.8 ± 0.5 | 35.6 ± 0.3 |
| AVGIM | 13.8 ± 0.5 | 38.2 ± 0.3 |
| PALAVRA (OURS) | 19.4 ± 0.6 | 53.4 ± 0.8 |
| RICH QUERY | | |
| ADAPTER | 5.9 ± 0.7 | 5.3 ± 0.3 |
| COLLIE | 7.9 ± 0.7 | 6.2 ± 0.3 |
| COLLIE: TEXT | 8.0 ± 1.0 | 7.2 ± 0.3 |
| TEXT (CLIP) | 17.6 ± 0.0 | 37.6 ± 0.0 |
| AVGIM+TEXT | 18.8 ± 0.4 | 47.2 ± 0.3 |
| PALAVRA W.O. TUNING | 22.1 ± 0.2 | 47.1 ± 0.8 |
| PALAVRA (OURS) | 28.4 ± 0.7 | 61.2 ± 0.4 |

Table 1. MRR retrieval metrics for our approach and baselines.

Evaluation queries and metrics: For image retrieval, we report (1) **Recall at K**: The rate of successful retrievals among the top-K scoring images. (2) **MRR** (Mean Reciprocal Rank): Average of 1 divided by the rank of the correct image. Errors denote the standard error of the mean (SEM) across 5 model seeds.

We report the results using two types of queries: (1) **Rich query** uses the free-formed text annotated by AMT workers: “[CONCEPT] is leaning on a rock”. (2) **Concept-only query** overrides the “Rich query” by a template that focuses only on the concept: “A photo of a [CONCEPT]”. Note that the baseline “AvgIM” is more related to the “Concept-only query” because the rich query embedding is overridden by the average embedding of the training examples.

Retrieval Results. Table 1 and Figure 6 describe the retrieval rates of PALAVRA and the compared methods when using challenging *short* captions as retrieval queries. We report the retrieval rates with *detailed* captions in the appendix. PALAVRA achieves the highest rates for all the retrieval metrics. On both benchmarks and metrics, it achieves significant improvement (between ~30% to ~50%) compared with “AvgIm+Text”, which is the strongest baseline.

The experiments with “Concept-only query” demonstrate that: (1) The information in the textual query is essential for retrieval. The performance of both PALAVRA and “Text (CLIP)” substantially degrade with such queries, since the information needed for telling the target object from distractors of the same class is missing. (2) Adapter baselines (Adapter & COLLIE) improve over vanilla CLIP when only the concept is queried, while their performance degrades when using the “Rich query”. Importantly, adapter-type baselines struggle with free-form text queries. In fact, Adapter and COLLIE are even sensitive to the prompt *prefix* of the query: When changing their prefix to a prefix not

used in training, their performance substantially degrades. We report this finding quantitatively in the Appendix.

6.2. Semantic segmentation with a textual query

In our second downstream task, we aim to segment an instance of a personalized concept in an image, based on a textual query that refers to the concept (Figure 1, right bottom). The challenge here is to overcome two types of distractors: First, *visual distractors* that look similar to the personalized concept and can be disambiguated with the text query. Second, *semantic distractors* that include a concept of a similar type (e.g. another “person”), but are described in a way that CLIP has difficulty to resolve, like “a [CONCEPT] is one bike away from being last”.

Here, we investigate the performance of PALAVRA and baseline models in the YTVOS dataset using a recent CLIP-based semantic segmentation (Zabari & Hoshen, 2021). In brief, (Zabari & Hoshen, 2021) creates a set of query-driven relevance maps for the image, coupled with transformer interpretability methods (Chefer et al., 2021). The maps then serve as pseudolabels for single-image semantic segmentation (Sofiuk et al., 2021).

Compared methods. We compare PALAVRA with a set of baselines in two setups: “Rich query” and “Concept-only query”, as described in Section 6.1. (1) **Text (CLIP)**, using both the rich and concept only queries, (2) **AvgIM**, (3) **IM&Text** and (4) **COLLIE**. All baselines are described in Section 6.1.

Evaluation metrics. We calculate the intersection-over-union (IoU) between the predicted segment and the ground-truth segment. We report the fraction of segments with $\text{IoU} > \text{threshold}$. Error bars denote the standard error of the mean (SEM) across 5 different model seeds.

Semantic segmentation results

Fig. 7a shows the percent of test set images for which IoU exceeds a given threshold. Our model consistently outperforms the baselines with wide margins (e.g. a 44.69% improvement over the best competitor at an IoU threshold of 0.5). These results demonstrate that a personalized prompt can extend even to localized image tasks. Moreover, as our method only extends CLIP’s input space, it can be readily integrated with existing models for downstream tasks. Surprisingly, our method performs better when using the concept-only query. We hypothesize that this is a result of CLIP’s difficulty in reasoning over complex referring expressions: By mentioning the context within the text, CLIP’s attention is diverted to the context itself, and false classifications are more likely. We provide visualized examples that support this hypothesis in the appendix.

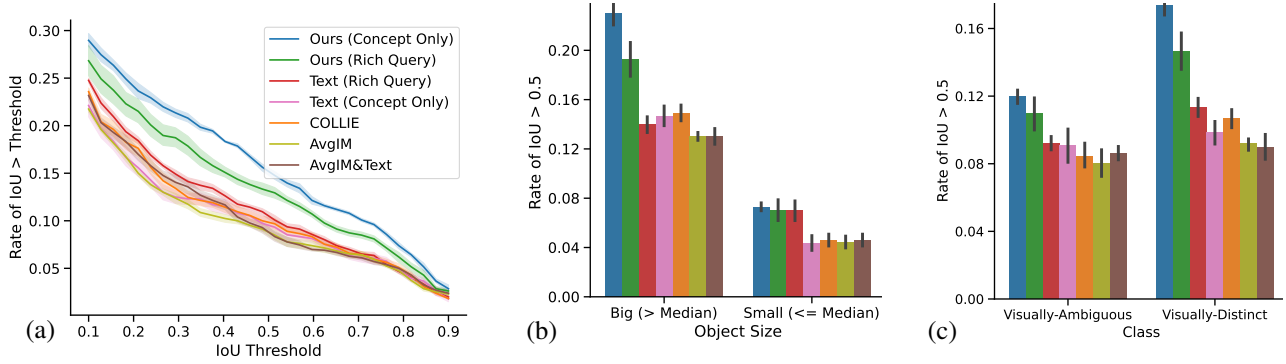


Figure 7. Segmentation Results on YTVOS. (a) Percent of images where IoU values exceeded a threshold, as a function of the threshold. Our approach dominates across the full range (b, c) Investigating model robustness under 2 levels of task complexity. We consider two scenarios that influence difficulty: Object size (b), and intra-class class ambiguity (c). When a clear visual signal is available (large objects, high intra-class visual variance), our model significantly outperforms the alternatives. Even in more challenging scenarios, our model still leverages textual descriptions, mitigating the loss of quality seen in models that ignore or corrupt CLIP’s embedding space.

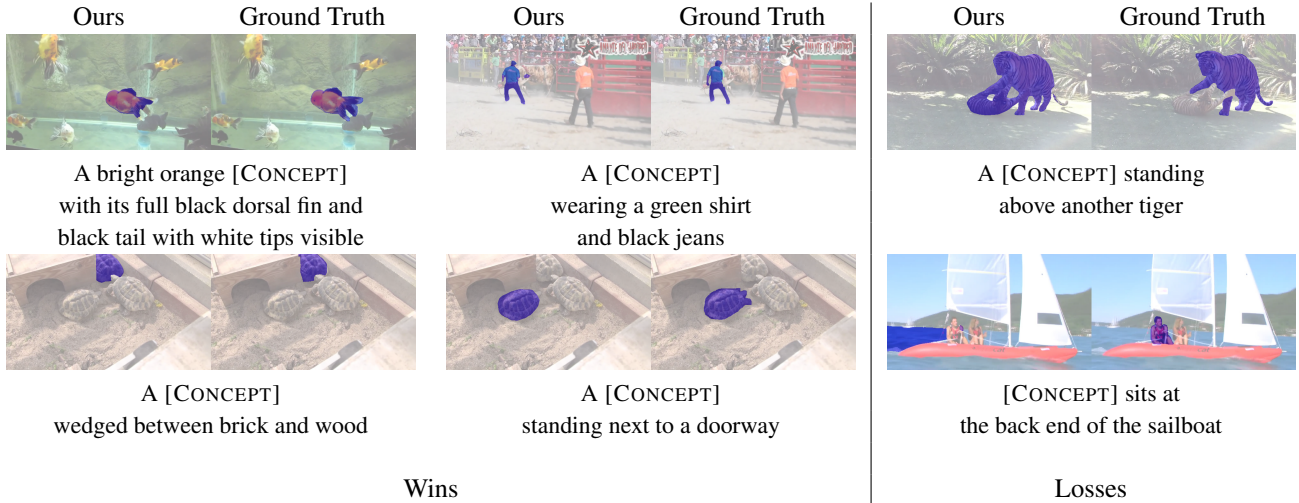


Figure 8. Qualitative examples of PALAVRA used for semantic segmentation. **Left and middle:** successful segmentations, where the correct specific object is identified and extracted from the image despite similar distractors (other turtles). **Right:** Typical failure cases: distractors are segmented along with the personalized object (top), or the textual descriptions draw CLIP’s attention away from the main object (bottom).

To better analyze the benefits of our approach, we further examine cases where we expect existing methods to falter. In Fig. 7b, we examine a scenario where the image objects are small, and thus their crops may provide an insufficient signal for the CLIP image encoder. Indeed, when looking at objects below the median size, we can observe that the segmentation method fares worse in general, and image based-methods suffer in particular. Our method, however, can rely on the signal derived from the text and show less degradation. In Fig. 7c we examine a scenario in which objects in a scene are less visually distinct. We divide the evaluation set to animals, that are mostly visually ambiguous (e.g. Figure 5 left), versus non-animal concepts. We observe that our model substantially outperforms the baselines when the concepts are visually distinct and also shows improvement when the concepts are mostly ambiguous.

In Fig. 8 we show curated qualitative segmentation results. We observe that our model can successfully segment the correct object instance even in scenarios with visually similar distractors. On the other hand, our model can sometimes fail to distinguish between multiple relevant candidates, or segment other objects which exist near the target. However, this last limitation is in part an artifact of the segmentation method we utilize and is likely to see improvement as research on language-guided segmentation progresses.

| DEEPPHOTO2 | VALIDATION | | TEST | |
|---------------------|-------------------|-------------------|-------------------|-------------------|
| | MRR | RECALL@5 | MRR | RECALL@5 |
| W.O. TUNING | | | | |
| PALAVRA (OURS) | 26.9 ± 0.2 | 35.9 ± 0.2 | 22.1 ± 0.2 | 29.6 ± 0.3 |
| W.O. TEXT AUGMENT | 21.8 ± 1.9 | 29.2 ± 2.3 | 19.1 ± 0.2 | 25.7 ± 0.3 |
| ONLY ℓ_{GT} | 23.3 ± 0.4 | 31.9 ± 0.5 | 19.2 ± 0.5 | 25.1 ± 0.8 |
| ONLY ℓ_{Cycle} | 19.3 ± 0.5 | 26.8 ± 0.8 | 16.1 ± 0.4 | 21.6 ± 0.8 |
| WITH TUNING | | | | |
| PALAVRA (OURS) | 36.2 ± 1.3 | 53.7 ± 2.0 | 28.4 ± 0.7 | 39.2 ± 1.3 |
| ONLY TUNING | 32.1 ± 0.6 | 44.1 ± 0.7 | 27.5 ± 1.0 | 37.9 ± 1.8 |
| W.O. ALIGNMENT | 32.9 ± 0.4 | 47.8 ± 1.1 | 26.3 ± 0.2 | 36.9 ± 1.6 |
| YTVOS | VALIDATION | | TEST | |
| | MRR | RECALL@5 | MRR | RECALL@5 |
| W.O. TUNING | | | | |
| PALAVRA (OURS) | 47.3 ± 0.5 | 68.5 ± 0.5 | 47.1 ± 0.8 | 70.3 ± 0.8 |
| W.O. TEXT AUGMENT | 45.0 ± 0.3 | 63.8 ± 0.5 | 44.4 ± 0.3 | 65.6 ± 0.4 |
| ONLY ℓ_{GT} | 40.8 ± 0.8 | 59.3 ± 1.3 | 41.4 ± 0.2 | 62.0 ± 0.1 |
| ONLY ℓ_{Cycle} | 35.5 ± 1.1 | 50.8 ± 2.4 | 37.3 ± 1.1 | 55.8 ± 2.1 |
| WITH TUNING | | | | |
| PALAVRA (OURS) | 59.0 ± 0.8 | 76.2 ± 1.1 | 61.2 ± 0.4 | 78.7 ± 0.4 |
| ONLY TUNING | 57.3 ± 0.9 | 76.1 ± 0.9 | 57.8 ± 0.3 | 77.1 ± 0.8 |
| W.O. ALIGNMENT | 56.5 ± 0.7 | 74.1 ± 0.3 | 58.1 ± 0.3 | 75.2 ± 0.9 |

Table 2. Ablation study results, highlighting the importance of our various framework components. See the text for a full description of each setting and an analysis of the results.

7. Ablation Study

To understand how various components of our approach contribute to its performance, we conducted an ablation study. We report validation and test metrics for DeepFashion2 and YTVOS.

We first ablate model components that affect training f_θ . We report the results without fine-tuning, to reveal how they affect the training of the set encoder. We call this stage “**w.o. tuning**”.

Then we compare the components that affect the fine-tuning stage. We call this stage “**with tuning**”. Specifically, we compare the following components:

1. **PALAVRA** is our approach described in Section 4. We tested it both **with tuning** and **w.o. tuning**.
2. **w.o. text augment** shows the results of f_θ trained only with visual concepts that exist in the MS-COCO vocabulary, and without using the extended vocabulary for augmentation.
3. **Only ℓ_{GT}** does not use the cycle loss for training f_θ (see Eq. 2).
4. **Only ℓ_{Cycle}** does not use the ground-truth regularization term for training f_θ (see Eq. 2).
5. **Only tuning** initializes \mathbf{w}_c^0 randomly, instead of using the prediction made by the set encoder f_θ .
6. **w.o. alignment** shows the performance of our method when replacing the alignment matrix \mathbf{A} by an identity mapping.

Table 2 shows the results of the ablation experiments. Several points worth discussing. First, PALAVRA without tuning improves by 25% compared to “Text (CLIP)” (in Table 1), for both DeepFashion2 (22.1 vs. 17.6) and YTVOS (47.1 vs. 37.6). This result indicates that f_θ learns to predict the word embeddings of visual concepts, and these concepts are better than using their vanilla CLIP’s embeddings.

Next, we find that text augmentation with extended vocabulary (Section 4.3) improves concept learning with f_θ . It yields an improvement of ~16% for DeepFashion2 (22.1 vs. 19.1) and ~6% for YTVOS (47.1 vs. 44.4).

Combining a cycle loss with the ground truth (GT) regularization term is effective. When combined with the GT regularization term, the cycle loss improves by ~16% for DeepFashion2 (22.1 vs 19.2) ~14% for YTVOS (47.1 vs 41.4). However, when the GT regularization term is deactivated and only the cycle loss is used, f_θ fails to generalize (16.1 in DeepFashion2 and 37.3 in YTVOS). We hypothesize that this effect is similar to the effect observed with

inversion to the latent space of GANs (Tov et al., 2021). There, inversions into sparse regions of the latent space can better satisfy a cyclic reconstruction loss, but they behave poorly under interpolation. Our f_θ could similarly learn to invert into sparse regions of CLIP’s input space. By adding the GT regularization term, our inversions are encouraged to reside in better behaved regions of the input space, namely those observed during CLIP’s training. In these regions, the semantics of the latent space hold better and the model can better generalize.

When f_θ is replaced by a random initialization, the performance degrades by $\sim 6\%$ for YTVOS (57.1 vs 61.2) and $\sim 3\%$ for DeepFashion2 (27.5 vs 28.4). Showing the synergy between the two personalization steps.

Finally, integrating the alignment matrix \mathbf{A} showed an improvement of $\sim 8\%$ for DeepFashion2 (28.4 vs. 26.3) and $\sim 5\%$ for YTVOS (61.2 vs. 58.1).

8. Conclusion

We described an approach to leverage large pre-trained V&L models like CLIP, for learning a representation of new “personal” classes from a handful of samples. Our key idea is to extend the input space of V&L models by finding a representation of the new concept. The extended model can then be used for V&L tasks with a rich language that “understands” both novel and known concepts. A limitation of the approach is that it suffers from the limitations of the underlying V&L model. For instance, CLIP struggles with understanding spatial relations within a photo (Liu et al., 2021), and extended representations based on CLIP suffer from the same problem. We expect that our approach can be extended to other V&L models. We hope that the method presented in this paper will pave the way to using pretrained models in problems that involve user-specific concepts, like home robotics and organizing personal data.

References

- Akata, Z., Perronnin, F., Harchaoui, Z., and Schmid, C. Label-embedding for image classification. *IEEE Transactions on Pattern Analysis and Machine Intelligence*, 38: 1425–1438, 2016.
- Anwaar, M. U., Labintcev, E., and Kleinsteuber, M. Compositional learning of image-text query for image retrieval. In *Proceedings of the IEEE/CVF Winter Conference on Applications of Computer Vision*, pp. 1140–1149, 2021.
- Atzmon, Y. and Chechik, G. Probabilistic and-or attribute grouping for zero-shot learning. In *Proceedings of the Thirty-Forth Conference on Uncertainty in Artificial Intelligence*, 2018.
- Atzmon, Y. and Chechik, G. Adaptive confidence smoothing for generalized zero-shot learning. In *Proceedings of the IEEE/CVF Conference on Computer Vision and Pattern Recognition*, pp. 11671–11680, 2019.
- Atzmon, Y., Berant, J., Kezami, V., Globerson, A., and Chechik, G. Learning to generalize to new compositions in image understanding. *arXiv preprint arXiv:1608.07639*, 2016.
- Bommasani, R., Hudson, D. A., Adeli, E., Altman, R., Arora, S., von Arx, S., Bernstein, M. S., Bohg, J., Bosse-lut, A., Brunskill, E., et al. On the opportunities and risks of foundation models. *arXiv preprint arXiv:2108.07258*, 2021.
- Carey, S. and Bartlett, E. Acquiring a single new word. 1978.
- Chefer, H., Gur, S., and Wolf, L. Transformer interpretability beyond attention visualization. In *Proceedings of the IEEE/CVF Conference on Computer Vision and Pattern Recognition (CVPR)*, pp. 782–791, June 2021.
- Chen, Y., Gong, S., and Bazzani, L. Image search with text feedback by visiolinguistic attention learning. In *Proceedings of the IEEE/CVF Conference on Computer Vision and Pattern Recognition*, pp. 3001–3011, 2020.
- Chen, Y., Liu, Z., Xu, H., Darrell, T., and Wang, X. Meta-baseline: exploring simple meta-learning for few-shot learning. In *Proceedings of the IEEE/CVF International Conference on Computer Vision*, pp. 9062–9071, 2021.
- Cheraghian, A., Rahman, S., Fang, P., Roy, S. K., Peterson, L., and Harandi, M. Semantic-aware knowledge distillation for few-shot class-incremental learning. In *Proceedings of the IEEE/CVF Conference on Computer Vision and Pattern Recognition*, pp. 2534–2543, 2021.
- Chunseong Park, C., Kim, B., and Kim, G. Attend to you: Personalized image captioning with context sequence memory networks. In *Proceedings of the IEEE conference on computer vision and pattern recognition*, pp. 895–903, 2017.
- Dekel, O., Keshet, J., and Singer, Y. Large margin hierarchical classification. In *Proceedings of the twenty-first international conference on Machine learning*, pp. 27, 2004.
- Del Chiaro, R., Twardowski, B., Bagdanov, A., and Van de Weijer, J. Ratt: Recurrent attention to transient tasks for continual image captioning. *Advances in Neural Information Processing Systems*, 33:16736–16748, 2020.
- Demirel, B., Cinbis, R. G., and Ikizler-Cinbis, N. Image captioning with unseen objects. *arXiv preprint arXiv:1908.00047*, 2019.
- Denton, E., Weston, J., Paluri, M., Bourdev, L., and Fergus, R. User conditional hashtag prediction for images. In *Proceedings of the 21th ACM SIGKDD international conference on knowledge discovery and data mining*, pp. 1731–1740, 2015.
- Fan, L., Xiong, P., Wei, W., and Wu, Y. Flar: A unified prototype framework for few-sample lifelong active recognition. In *Proceedings of the IEEE/CVF International Conference on Computer Vision*, pp. 15394–15403, 2021.
- Fang, H., Xiong, P., Xu, L., and Chen, Y. Clip2video: Mastering video-text retrieval via image clip. *arXiv preprint arXiv:2106.11097*, 2021.
- Feng, F., Liu, R., Wang, X., Li, X., and Bi, S. Personalized image annotation using deep architecture. *IEEE Access*, 5:23078–23085, 2017.
- Finn, C., Abbeel, P., and Levine, S. Model-agnostic meta-learning for fast adaptation of deep networks. In *International conference on machine learning*, pp. 1126–1135. PMLR, 2017.
- Gal, R., Patashnik, O., Maron, H., Chechik, G., and Cohen-Or, D. Stylegan-nada: Clip-guided domain adaptation of image generators. *arXiv preprint arXiv:2108.00946*, 2021.
- Gao, P., Geng, S., Zhang, R., Ma, T., Fang, R., Zhang, Y., Li, H., and Qiao, Y. Clip-adapter: Better vision-language models with feature adapters. *arXiv preprint arXiv:2110.04544*, 2021.
- Ge, Y., Zhang, R., Wu, L., Wang, X., Tang, X., and Luo, P. A versatile benchmark for detection, pose estimation, segmentation and re-identification of clothing images. In *Proceedings of the IEEE/CVF Conference on Computer Vision and Pattern Recognition (CVPR)*, 2019.

- Hendricks, L. A., Venugopalan, S., Rohrbach, M., Mooney, R., Saenko, K., and Darrell, T. Deep compositional captioning: Describing novel object categories without paired training data. In *Proceedings of the IEEE conference on computer vision and pattern recognition*, pp. 1–10, 2016.
- Hewitt, J., Li, X. L., Xie, S. M., Newman, B., and Liang, P. Ensembles and cocktails: Robust finetuning for natural language generation. In *NeurIPS 2021 Workshop on Distribution Shifts: Connecting Methods and Applications*, 2021.
- Hill, F., Tieleman, O., von Glehn, T., Wong, N., Merzic, H., and Clark, S. Grounded language learning fast and slow. *arXiv preprint arXiv:2009.01719*, 2020.
- Houlsby, N., Giurigu, A., Jastrzebski, S., Morrone, B., De Laroussilhe, Q., Gesmundo, A., Attariyan, M., and Gelly, S. Parameter-efficient transfer learning for nlp. In *International Conference on Machine Learning*, pp. 2790–2799. PMLR, 2019.
- Hsieh, Y.-G., Niu, G., and Sugiyama, M. Classification from positive, unlabeled and biased negative data. In *International Conference on Machine Learning*, pp. 2820–2829. PMLR, 2019.
- Jia, X., Zhao, H., Lin, Z., Kale, A., and Kumar, V. Personalized image retrieval with sparse graph representation learning. In *Proceedings of the 26th ACM SIGKDD International Conference on Knowledge Discovery & Data Mining*, pp. 2735–2743, 2020.
- Khan, M., Srivatsa, P., Rane, A., Chenniappa, S., Hazariwala, A., and Maes, P. Personalizing pre-trained models. *arXiv preprint arXiv:2106.01499*, 2021.
- Kingma, D. P. and Ba, J. Adam: A method for stochastic optimization. *arXiv preprint arXiv:1412.6980*, 2014.
- Kumar, A., Raghunathan, A., Jones, R., Ma, T., and Liang, P. Fine-tuning can distort pretrained features and underperform out-of-distribution. *arXiv preprint arXiv:2202.10054*, 2022.
- Kuznetsova, A., Rom, H., Alldrin, N., Uijlings, J., Krasin, I., Pont-Tuset, J., Kamali, S., Popov, S., Mallocci, M., Kolesnikov, A., et al. The open images dataset v4. *International Journal of Computer Vision*, 128(7):1956–1981, 2020.
- Lake, B. M. and Piantadosi, S. T. People infer recursive visual concepts from just a few examples. *Computational Brain & Behavior*, 3(1):54–65, 2020.
- Lampert, C., Nickisch, H., and Harmeling, S. Learning to detect unseen object classes by between-class attribute transfer. In *Proceedings of the IEEE/CVF Conference on Computer Vision and Pattern Recognition (CVPR)*, 2009.
- Li, B., Weinberger, K. Q., Belongie, S., Koltun, V., and Ranftl, R. Language-driven semantic segmentation. In *International Conference on Learning Representations*, 2022. URL <https://openreview.net/forum?id=RriDjddCLN>.
- Liang, W., Zhang, Y., Kwon, Y., Yeung, S., and Zou, J. Mind the gap: Understanding the modality gap in multi-modal contrastive representation learning. *arXiv preprint arXiv:2203.02053*, 2022.
- Lin, T.-Y., Maire, M., Belongie, S., Hays, J., Perona, P., Ramanan, D., Dollár, P., and Zitnick, C. L. Microsoft coco: Common objects in context. In *European conference on computer vision*, pp. 740–755. Springer, 2014.
- Liu, N., Li, S., Du, Y., Tenenbaum, J., and Torralba, A. Learning to compose visual relations. *Advances in Neural Information Processing Systems*, 34, 2021.
- Long, C., Yang, X., and Xu, C. Cross-domain personalized image captioning. *Multimedia Tools and Applications*, 79(45):33333–33348, 2020.
- Lu, J., Yang, J., Batra, D., and Parikh, D. Neural baby talk. In *Proceedings of the IEEE conference on computer vision and pattern recognition*, pp. 7219–7228, 2018.
- Lynch, C. and Sermanet, P. Language conditioned imitation learning over unstructured data. *arXiv preprint arXiv:2005.07648*, 2020.
- Ma, T., Geng, S., Wang, M., Shao, J., Lu, J., Li, H., Gao, P., and Qiao, Y. A simple long-tailed recognition baseline via vision-language model. *arXiv preprint arXiv:2111.14745*, 2021.
- Malaviya, M., Sucholutsky, I., Oktar, K., and Griffiths, T. L. Can humans do less-than-one-shot learning? *arXiv preprint arXiv:2202.04670*, 2022.
- Markman, E. M. Constraints children place on word meanings. *Cognitive science*, 14(1):57–77, 1990.
- Markman, E. M., Wasow, J. L., and Hansen, M. B. Use of the mutual exclusivity assumption by young word learners. *Cognitive psychology*, 47(3):241–275, 2003.
- Mokady, R., Hertz, A., and Bermano, A. H. Clip-cap: Clip prefix for image captioning. *arXiv preprint arXiv:2111.09734*, 2021.
- Patashnik, O., Wu, Z., Shechtman, E., Cohen-Or, D., and Lischinski, D. Styleclip: Text-driven manipulation of stylegan imagery. In *Proceedings of the IEEE/CVF International Conference on Computer Vision*, pp. 2085–2094, 2021.

- Paz-Argaman, T., Atzmon, Y., Chechik, G., and Tsarfaty, R. Zest: Zero-shot learning from text descriptions using textual similarity and visual summarization, 2020.
- Radford, A., Kim, J. W., Hallacy, C., Ramesh, A., Goh, G., Agarwal, S., Sastry, G., Askell, A., Mishkin, P., Clark, J., et al. Learning transferable visual models from natural language supervision. In *International Conference on Machine Learning*, pp. 8748–8763. PMLR, 2021.
- Ren, M., Iuzzolino, M. L., Mozer, M. C., and Zemel, R. S. Wandering within a world: Online contextualized few-shot learning. *arXiv preprint arXiv:2007.04546*, 2020.
- Shinoda, K., Kaji, H., and Sugiyama, M. Binary classification from positive data with skewed confidence. *arXiv preprint arXiv:2001.10642*, 2020.
- Shridhar, M., Manuelli, L., and Fox, D. Cliport: What and where pathways for robotic manipulation. In *Conference on Robot Learning*, pp. 894–906. PMLR, 2022.
- Shuster, K., Humeau, S., Hu, H., Bordes, A., and Weston, J. Engaging image captioning via personality. In *Proceedings of the IEEE/CVF Conference on Computer Vision and Pattern Recognition*, pp. 12516–12526, 2019.
- Skantze, G. and Willemsen, B. Collie: Continual learning of language grounding from language-image embeddings. *arXiv preprint arXiv:2111.07993*, 2021.
- Snell, J., Swersky, K., and Zemel, R. Prototypical networks for few-shot learning. *Advances in neural information processing systems*, 30, 2017.
- Sofiiuk, K., Petrov, I., and Konushin, A. Reviving iterative training with mask guidance for interactive segmentation. *arXiv preprint arXiv:2102.06583*, 2021.
- Sung, F., Yang, Y., Zhang, L., Xiang, T., Torr, P. H., and Hospedales, T. M. Learning to compare: Relation network for few-shot learning. In *Proceedings of the IEEE conference on computer vision and pattern recognition*, pp. 1199–1208, 2018.
- Tao, X., Hong, X., Chang, X., Dong, S., Wei, X., and Gong, Y. Few-shot class-incremental learning. In *Proceedings of the IEEE/CVF Conference on Computer Vision and Pattern Recognition*, pp. 12183–12192, 2020.
- Tov, O., Alaluf, Y., Nitzan, Y., Patashnik, O., and Cohen-Or, D. Designing an encoder for stylegan image manipulation. *arXiv preprint arXiv:2102.02766*, 2021.
- Tsimpoukelli, M., Menick, J., Cabi, S., Eslami, S., Vinyals, O., and Hill, F. Multimodal few-shot learning with frozen language models. *Advances in Neural Information Processing Systems*, 34, 2021.
- Venugopalan, S., Anne Hendricks, L., Rohrbach, M., Mooney, R., Darrell, T., and Saenko, K. Captioning images with diverse objects. In *Proceedings of the IEEE conference on computer vision and pattern recognition*, pp. 5753–5761, 2017.
- Vinyals, O., Blundell, C., Lillicrap, T., Wierstra, D., et al. Matching networks for one shot learning. *Advances in neural information processing systems*, 29, 2016.
- Wang, L., Meng, X., Xiang, Y., and Fox, D. Hierarchical policies for cluttered-scene grasping with latent plans. *IEEE Robotics and Automation Letters*, 2022.
- Wortsman, M., Ilharco, G., Li, M., Kim, J. W., Hajishirzi, H., Farhadi, A., Namkoong, H., and Schmidt, L. Robust fine-tuning of zero-shot models. *arXiv preprint arXiv:2109.01903*, 2021.
- Wu, G., Gong, S., and Li, P. Striking a balance between stability and plasticity for class-incremental learning. In *Proceedings of the IEEE/CVF International Conference on Computer Vision*, pp. 1124–1133, 2021.
- Wu, Y., Zhu, L., Jiang, L., and Yang, Y. Decoupled novel object captioner. In *Proceedings of the 26th ACM international conference on Multimedia*, pp. 1029–1037, 2018.
- Xian, Y., Schiele, B., and Akata, Z. Zero-shot learning - the good, the bad and the ugly. In *Proceedings of the IEEE/CVF Conference on Computer Vision and Pattern Recognition (CVPR)*, 2017.
- Xu, N., Yang, L., Fan, Y., Yang, J., Yue, D., Liang, Y., Price, B., Cohen, S., and Huang, T. Youtube-vos: Sequence-to-sequence video object segmentation. In *Proceedings of the European conference on computer vision (ECCV)*, pp. 585–601, 2018.
- Yuan, L., Chen, D., Chen, Y.-L., Codella, N., Dai, X., Gao, J., Hu, H., Huang, X., Li, B., Li, C., et al. Florence: A new foundation model for computer vision. *arXiv preprint arXiv:2111.11432*, 2021.
- Zabari, N. and Hoshen, Y. Semantic segmentation in-the-wild without seeing any segmentation examples, 2021.
- Zaheer, M., Kottur, S., Ravanbakhsh, S., Poczos, B., Salakhutdinov, R. R., and Smola, A. J. Deep sets. *Advances in neural information processing systems*, 30, 2017.
- Zhang, R., Fang, R., Gao, P., Zhang, W., Li, K., Dai, J., Qiao, Y., and Li, H. Tip-adapter: Training-free clip-adapter for better vision-language modeling. *arXiv preprint arXiv:2111.03930*, 2021a.

Zhang, Y., Zhang, C.-B., Jiang, P.-T., Cheng, M.-M., and Mao, F. Personalized image semantic segmentation. In *Proceedings of the IEEE/CVF International Conference on Computer Vision*, pp. 10549–10559, 2021b.

Zheng, Y., Li, Y., and Wang, S. Intention oriented image captions with guiding objects. In *Proceedings of the IEEE/CVF Conference on Computer Vision and Pattern Recognition*, pp. 8395–8404, 2019.

Zhou, K., Yang, J., Loy, C. C., and Liu, Z. Learning to prompt for vision-language models. *arXiv preprint arXiv:2109.01134*, 2021.

Appendix

A. Implementation details

Number of training samples: The results reported in the main text used 5 training samples for each concept in the retrieval experiments, and 10 training samples for each concept in the segmentation experiments. Below, in Section B, we provide additional results that sweep over the number of training samples.

Cycle loss prompts: We use multiple prompts for querying the concept with the cycle loss. In each epoch, we selected a template at random from the following list of prompts.

“This is a photo of a [CONCEPT]”, “This photo contains a [CONCEPT]”, “A photo of a [CONCEPT]”, “This is an illustrations of a [CONCEPT]”, “This illustrations contains a [CONCEPT]”, “An illustrations of a [CONCEPT]”, “This is a sketch of a [CONCEPT]”, “This sketch contains a [CONCEPT]”, “A sketch of a [CONCEPT]”, “This is a diagram of a [CONCEPT]”, “This diagram contains a [CONCEPT]”, “A diagram of a [CONCEPT]”, “A [CONCEPT]”, “We see a [CONCEPT]”, “[CONCEPT]”, “We see a [CONCEPT] in this photo”, “We see a [CONCEPT] in this image”, “We see a [CONCEPT] in this illustration”, “We see a [CONCEPT] photo”, “We see a [CONCEPT] image”, “We see a [CONCEPT] illustration”, “[CONCEPT] photo”, “[CONCEPT] image”, “[CONCEPT] illustration”.

Contrastive loss: We apply all contrastive losses with a temperature hyperparameter (denoted by $Temp = 0.25$), dividing each cosine similarity in Eq.1. The value of $Temp$ was selected using a validation set (details about hyperparameter search below).

Normalized embeddings: Wherever we use a textual or visual encoder output, we first normalize the embedding vector to unit norm. The embedding can be viewed as lying on a hypersphere.

Training the alignment matrix \mathbf{A} with images and captions: In addition to updating the alignment matrix \mathbf{A} during training of f_θ with text (Section 4.2), we also update \mathbf{A} by mapping from captions to images. Specifically, for every image I embedded with CLIP $v = h^{\mathcal{I}}(I)$, we took the respective caption S embedded with $u = h^{\mathcal{T}}(S)$, and trained \mathbf{A} to project from the embedded captions to the embedded images by minimizing an L_2 loss:

$$\ell(I, S, \mathbf{A}) = \|h^{\mathcal{I}}(I) - \mathbf{A}h^{\mathcal{T}}(S)\|^2 \quad (\text{A.4})$$

Using the alignment matrix \mathbf{A} for the fine-tuning stage: In practice, in the fine tuning stage (Eq. (3)), we replace η_c by $\mathbf{A} \cdot \eta_c$.

Training procedure for the set encoder f_θ : We train f_θ in an alternating fashion. One batch with COCO images and one batch with augmented COCO captions.

Hyper parameters: Hyper parameters were tuned one at a time, on a validation set, to maximize the MRR metric in the retrieval task.

We train f_θ for 300 epochs. Batch size was set to 256. We used the Adam (Kingma & Ba, 2014) optimizer with a learning rate of 0.0001 for both the cycle loss and the alignment loss (eq. A.4). DeepSet’s hidden dimension was set to 4096, and the dropout rate was set to 0.25. The contrastive loss temperature was set to $Temp = 0.25$. To optimize the word embeddings, we used 30 epochs, with a learning rate of 0.01. The weight of the ground-truth regularization term λ_{gt} was set to 512.

We used the following ranges to search for hyper parameters: (1) number of epochs $\in [100, 200, 300, 500, 1000]$ (2) batch size $\in [128, 256, 512]$ (3) learning rate $\in [0.01, 0.001, 0.0001, 0.00001]$ (4) DeepSet’s hidden dimension $\in [512, 1024, 2048, 4096]$ (5) dropout rate $\in [0.15, 0.25, 0.35, 0.5]$ (6) $Temp \in [0.15, 0.25, 0.35, 0.5]$ (7) number of fine-tuning personalization epochs $\in [10, 20, 30, 40, 50, 60]$ (8) fine-tuning learning rate $\in [0.01, 0.001, 0.0001]$ (9) $\lambda_{gt} \in [1, 2, 4, 8, \dots, 2048]$.

Training COLLIE and Adapter: To use multiple concepts that share the same concept type (category name), with the COLLIE and adapter baselines, we have assigned a unique [CONCEPT] phrase for concept. The phrase is composed of its class (e.g., skirt) and a unique ID number (e.g., “skirt 241”).

B. Additional Results

Accuracy versus number of shots: Figure A.1 shows the performance of our model and the baselines as a function of the number of few-shot training samples used to learn each personalized concept. DeepFashion2 performance improves as the number of shots increases. YTVOS saturates early, probably because the training images of each concept have less variability since they were all extracted from the same video.

Short versus detailed captions: Table A.1 shows retrieval results on DeepFashion2 when using longer, detailed captions. As expected, all text-based methods demonstrate an increase in retrieval metrics across the board, indicating that they can successfully leverage additional information. Our method remains at the front even in this scenario, highlighting that the benefits of personalized concepts persist even when detailed descriptions are provided.

In Section D.2 below we explain the data collection procedure of the “detailed” and “short” queries.

COLLIE sensitivity to prompt:

In Section 6.1 we demonstrated that COLLIE performance de-

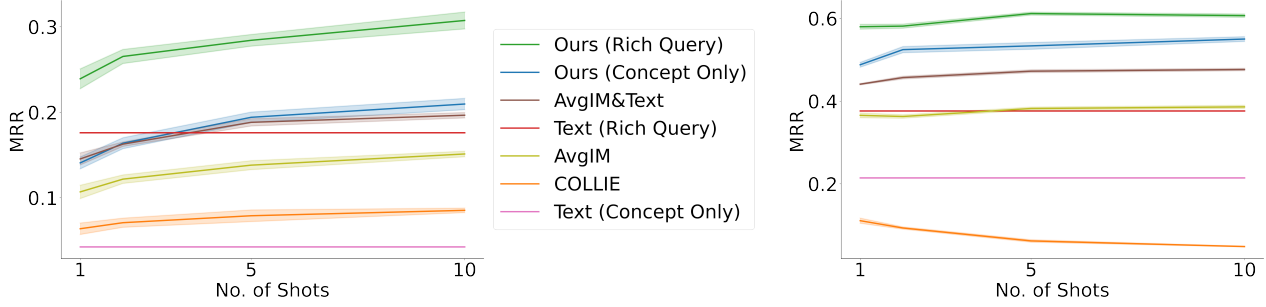


Figure A.1. MRR for image retrieval on DeepFashion2 (left) and YTVOS (right) as function of the number of shots used to learn each personalized concept. DeepFashion2 performance improves as we increase the number of shots. YTVOS saturates early, probably because the training images of each concept have less variability, since they were all extracted from the same video. **GC: Legend hides the data**

| | MRR | RECALL@5 | RECALL@10 |
|---------------------|--------------------|--------------------|--------------------|
| PALAVRA (OURS) | 33.8 ± 0.5% | 47.5 ± 0.9% | 61.9 ± 0.9% |
| PALAVRA w.o. TUNING | 27.8 ± 0.3% | 36.4 ± 0.6% | 48.4 ± 0.6% |
| AVGIM+TEXT | 20.9 ± 0.6% | 29.0 ± 0.7% | 38.4 ± 0.6% |
| TEXT (CLIP) | 24.3 ± 0.0% | 31.7 ± 0.0% | 43.4 ± 0.0% |

Table A.1. Retrieval results using detailed captions. As expected, all compared methods show improved performance when provided with extra textual information. Notably, our method maintains the advantage even in such a scenario, showing that it can yield an increase in performance even when the concepts are described in detail.

grades when using rich textual queries. Here we describe results showing that COLLIE is even sensitive to much simpler queries. Namely, template queries that only add a *prefix prompt*.

When the text query includes only the [CONCEPT] tag, as in COLLIE’s training procedure, COLLIE achieves a 13.4% average MRR score on DeepFashion2 retrieval test set. When the query text is a sentence with a prefix, its score drops sharply. For example, the query “This is a photo of a [CONCEPT]” results in an MRR score of 5.3%, the query “This looks like a [CONCEPT]” score is 4.6%, and the query “In this image, there is a [CONCEPT]” yields 3.3%.

C. Segmentation Details and Analysis

C.1. Baselines and hyper parameters

Our segmentation experiments use the framework of Zabari et al. (Zabari & Hoshen, 2021). The method leverages transformer interpretability methods to identify image regions that relate to a given textual prompt. In this process, the text-encoding branch is only used to supply an embedding vector which is matched with the image branch. As such, the embedding vector can be easily replaced with another vector from any source. We leverage this property for all of our baselines.

When conducting an image-based search (AvgIM), we replace the embedding vector with the normalized average embedding of a small set of images depicting the target object. For the AvgIM&Text baseline, we further average this image embedding with the text embedding of the query text.

To compare with COLLIE, we generate the embeddings using their adapter setup. For our method, we utilize the original CLIP text encoder but substitute our learned input word embeddings for the concept token.

Hyper parameters were tuned on the validation set and kept fixed for all methods. We use a resizing factor of 0.5 and generate 3 ‘clicks’ from the relevancy maps for the single image segmentation method. All other parameters were unchanged from the baseline implementation of Zabari et al. (Zabari & Hoshen, 2021).

C.2. Rich queries versus concept-only queries

In the main manuscript, we noted that surprisingly the segmentation model performed better when provided with a text target of the form “A photo of a [CONCEPT]” (i.e. a “Concept-only” query) than when provided with a rich textual caption.

To investigate this behavior, we turn to an analysis of the local relevance maps, which are used to guide the segmentation. Our investigation reveals that often, when the rich query describes other objects within the image, CLIP’s attention drifts towards those objects. That is, CLIP struggles with leveraging relational information in the text and instead splits its focus between several objects mentioned in the rich query. Figure A.5 provides a qualitative visualization of this effect. We conclude that a good caption for CLIP-guided personalized segmentation should describe the object or its immediate vicinity, and not its relation to other objects.

We further investigated whether COLLIE demonstrates a similar sensitivity to rich queries. COLLIE’s segmentation performance in the two scenarios is shown in Figure A.2. We observe that, in contrast to our own approach and the baseline CLIP, COLLIE’s performance on the segmentation task does not appear to be sensitive to the level of detail in the query.

C.3. Qualitative Analysis

In this section, we provide an additional qualitative analysis of segmentation using PALAVRA. We compare our results with the recent baseline COLLIE. Figure A.3 shows examples of successful segmentation, and Figure A.4 shows some failure modes.

D. Evaluation datasets

We provide details for creating our two new benchmark datasets, based on DeepFashion and YTVOS.

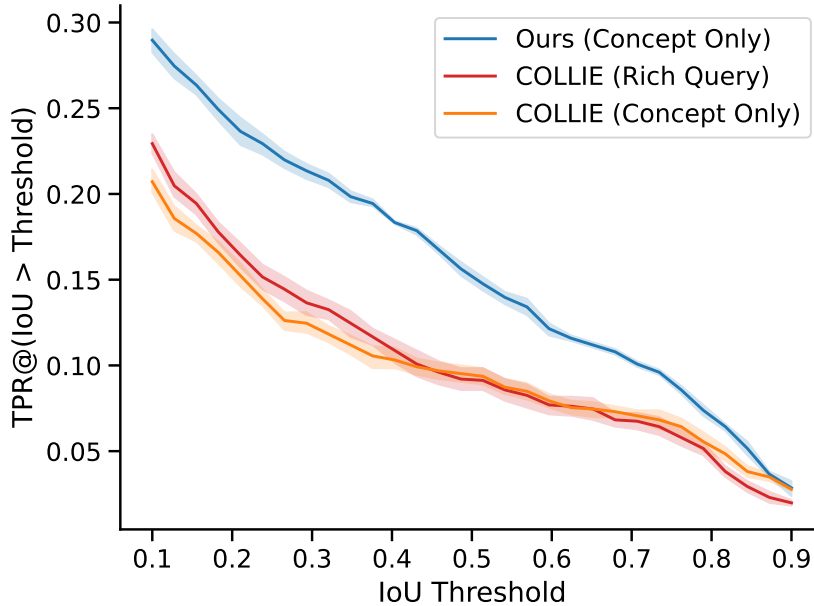


Figure A.2. COLLIE performance when supplied with rich queries and with concept-only queries. The performance of COLLIE does not depend on the rich query, indicating that the additional information is largely ignored in the case of segmentation.

D.1. DeepFashion2

To ensure that DeepFashion2 benchmark items are included in a rich visual context, items were included in the dataset if they obey the following criteria: (1) Have at least 5 images with a proper scale (zoom). Specifically, the item covers no more than 50% of the image. (2) There are at least 15 images of the same item in total. The set yielded ~ 1700 images and 100 unique fashion items (concepts) which met these criteria. Each unique fashion item was assigned a unique [CONCEPT] tag.

Next, we explain how we annotated a subset of this data with textual descriptions, and how we selected the evaluation set.

We manually curated a subset of 652 images (out of 1700) that contain a person wearing a fashion item and at least one additional object for a context. We did not consider mobile phones or mirrors as valid context, as these objects are abundant in the dataset. For each image, we collected a textual description that refers to each fashion item. For instance, *The [CONCEPT] is facing a glass store display.*

To provide diverse captions, we instruct the raters to *avoid* trivial captions such as *“a [CONCEPT] in front of a mirror”*. We also instructed them to avoid describing the item itself, because the same item appears in several evaluation images, and we wished to have a textual query which is specific to one single image.

We randomly sampled an evaluation set (out of the 652 images), by sampling 5 images per concept, or less, if not available. This results in 450 evaluation images and 1250 images for training. Finally, we made a concept-based split by randomly splitting the dataset to 50 validation concepts and 50 test concepts.

Annotations for DeepFashion2 with Amazon Mechanical

Turk

To simplify the instructions for collecting textual annotations, we used the fact that every fashion item is worn by a person. When describing the images, we simply asked the raters to relate to the person in the image in context of the objects in the scene, and in a post-processing step, we replace every mention of the word “person” by the “[CONCEPT]” token. Additional instructions were inspired by the instructions provided for collecting captions for the COCO dataset (See appendix of (Lin et al., 2014)).

Finally, to maintain the quality of the textual descriptions, we only worked with the raters after they passed our qualification test, making sure that they followed the instructions when describing 5-10 images. In addition, we only worked with raters with AMT “masters” qualification, demonstrating a high degree of approval rate in a wide range of tasks. We paid the raters 0.2\$ for annotating each image.

Figure A.6 provides an example of the data collection API for textual annotation of images for the DeepFashion2 benchmark.

D.2. Summarizing textual annotations with AMT

As explained in Section B, for DeepFashion2 we created two types of captions for each image, in order to quantify the effect of caption length. We expected that image retrieval with short textual queries will pose a greater challenge, because they contain less information about the target image, leading to queries that are more ambiguous.

To create the set of “short” text queries, we took the set of image captions described in Section D.1, which we now denote as “detailed” captions, and asked the AMT raters to summarize each caption. Given a detailed caption, their goal was to describe the concept in the context of a *single* object in the scene. An example





































| Instruction | Source Image | Target Segment | Ours | COLLIE |
|--|---|---|--|---|
| A bright orange fish with its full black dorsal fin and black tail with white tips visible. |  |  |  IOU:0.79 |  IOU:0.04 |
| A white and black parrot sitting in front of another parrot. |  |  |  IOU:0.82 |  IOU:0.05 |
| A black fox in front of a brown fox. |  |  |  IOU:0.84 |  IOU:0.85 |
| a grey, white and black dog . |  |  |  IOU:0.76 |  IOU:0.04 |
| a turtle wedged between brick and wood. |  |  |  IOU:0.82 |  IOU:0.88 |
| A person wearing yellow skydiving gear. |  |  |  IOU:0.87 |  IOU:0.01 |
| A turtle standing next to a doorway. |  |  |  IOU:0.83 |  IOU:0.04 |
| An ape walking behind another ape. |  |  |  IOU:0.79 |  IOU:0.80 |
| A tiger appears to be farthest from the person wearing a skirt. |  |  |  IOU:0.97 |  IOU:0.17 |

Figure A.3. Examples of successful segmentation. For visualization purposes, we replaced the [CONCEPT] tag by the name of its concept type, and highlighted it in cyan.

























| Instruction | Source Image | Target segment | Ours |
|--|---|--|---|
| A tiger standing above another tiger. |  |  |  |
| A dog faces the curved edge of the pool. |  |  |  |
| An ape looking at another ape by the rocks. |  |  |  |
| A fish is a distance above a white fish. |  |  |  |
| A whale is furthest from the whale making the biggest white splashes. |  |  |  |
| A sheep closest to the white stone. |  |  |  |
| A cow with its head lowered next to a light brown cow. |  |  |  |
| A person with long brown hair. |  |  |  |

Figure A.4. Examples of segmentation failures. For visualization purposes, we replaced the [CONCEPT] tag by the name of its concept type, and highlighted it in cyan.





Figure A.5. Qualitative examples of ‘attention drift’ when using rich queries. When the descriptor mentions other objects, CLIP’s attention visually drifts away from the target concept and towards other objects described in the query. For example, in the top row, focus moves from the hat and towards the brown horses. On the bottom row, focus moved away from the parrot and towards the empty cage at the bottom of the frame.

Instructions

- **Carefully read the instructions**
- Write a sentence that describes the image. The sentence should relate to the **person** in the image in context of the **objects** in the scene.
- Only refer to objects that are **unrelated** to what the person is **wearing** . For example: "park", "dish washer"
- The objects should be **important parts** of the scene.
- Refer to any person just as a "person". **Do not** relate to any properties, like **gender, age, attractiveness, etc..**
- The sentences should contain at least **6 words**.
- Avoid making spelling errors.
- **Do not** include a **mobile phone** as one of the objects
- **Do not** include a **mirror** as one of the objects
- **Do not** say that a person is taking **a selfie**
- **Do not** write your descriptions as "A photo of...", "There is..." or similar
- **Do not** use the text box to report an error with the HIT
- **Do not always** start the sentence with "A person". Make sure that **some** sentences start differently (say 25%-50% of the sentences).

Example sentences

- A person standing in a room in front of a refrigerator and a dark window.
- A black stairway with a person sitting on it.
- A person poses in front of golden colored curtains.
- In the park, a person is jogging with some trees in the background



Sentence

Figure A.6. Instructions for collecting textual descriptions for images of the DeepFashion2 benchmark.

Instructions:

Shorten a sentence to focus only on the person and a main object.

The short sentence should always include the person, and the main object in the long sentence.

The sentence should be **grammatically correct**.

Avoid making spelling errors.

Examples:

- LONG: The person stands with an elbow on a brass door rail.
- SHORT: The person stands on a brass door rail.
- LONG: Blue shampoo bottles are in the shower of a white bathroom where a person stands.
- SHORT: a white bathroom where a person stands.
- LONG: On a pier, a person is standing.
- SHORT: On a pier, a person is standing.
- LONG: The person holds onto the stone railing, it overlooks a pond surrounded by trees.
- SHORT: The person holds onto the stone railing.

The long sentence:

the person stands on a road painted with an arrow and flanked by trees and street lights.

Type the shortened sentence ...

Submit

Figure A.7. Instructions for summarizing textual descriptions for images of the DeepFashion2 benchmark.

of a caption and its summarized version is: “*White cabinets, some with open drawers, are alongside and behind the [CONCEPT].*” was summarized to “*White cabinets are behind the [CONCEPT].*”

Figure A.7 provides an example of the data collection API to summarize textual descriptions.

Similarly to the previous section, to maintain the quality of the textual descriptions, we only worked with raters after they passed our qualification test and have AMT “masters” qualification. We paid the raters 0.1\$ for summarizing each caption.

Finally, for most of the DeepFashion2 experiments throughout the paper, we used the more challenging “short” queries. In Section B we describe the evaluation results with the “detailed” queries.

D.3. Youtube-VOS

Overview

We created an image segmentation benchmark of personalized visual concepts given a textual query using Youtube-VOS (YTVOS) (Xu et al., 2018). YTVOS is a dataset for instance segmentation in video, which includes 4000+ videos, 90+ categories, and 7800+ unique object instances. The original videos were 3 – 6 second long with a 30 FPS frame rate. The dataset contains a subset of the frames, sampled at rate of 6 FPS. To transform the dataset into an image personalization benchmark, we take the last frame of each video (scene) for evaluation and the object instances that appear in it as target concepts. Earlier frames that contain that object are used as candidate frames for few-shot training. See examples in Figures 5(left), 8, A.3, A.4 and A.5.

For building the concept set, we consider each object instance (e.g. each animal in the frame) as a unique personalized concept. We chose training samples such that their object instantiations are not trivially solved by simple visual template matching with the last (evaluation) frame. To that end, we use the following criteria: For each object instance, we consider all the previous video frames that contain it. We keep only the frames where: (1) the object’s segmentation mask has a zero intersection-over-union (IOU) score when compared with its mask at the last frame (i.e. the evaluation target) and (2) the center of the mask moved at least 150 pixels when compared to the final frame. We discard any object instance that does not have at least 4 training examples left at the end of this filtering process. Finally, we take a box crop of the images around the selected masks and use them as training examples.

Annotation with AMT

We annotated the instances in the evaluation frame with captions using AMT. We instructed the AMT workers to concisely describe what makes a specific entity distinct, compared with similar entities in the image, and, if possible, preferring descriptions that relate to one object that is nearby.

Finally, similar to the previous sections, to maintain the quality of the textual descriptions, we only worked with raters after they passed our qualification test and have AMT “masters” qualification. We paid the raters 0.3\$ for every textual description.

Figure A.8 provides an example of the data collection API for textual annotation of images for the Youtube-VOS benchmark.

Personalized image retrieval: We also created an image retrieval variant of YTVOS. We extract a set of images that correspond to the collected captions, where every image in the retrieval set was

extracted from a wide box cropped around every instance in each evaluation frame. The box size was set to twice the size of the instance mask *on each axis* (that is, four times the area), to allow it to display some information about the context of the instance.

Instructions

- **Carefully read the instructions**
- You are given an image with an ENTITY surrounded by a **yellow box** . Write a sentence that describes the entity.
- The sentence should be **short** and describe what makes this entity **distinct** , compared with similar entities in the image
- Prefer descriptions that relate to **one nearby** object.
- Avoid making spelling errors.
- **Do not** describe the **location** of the entity in the image. For example, do not write "An ENTITY on the right side", "An ENTITY on the top", ..
- The entity should always be the **subject** of the sentence.
- **Do not name** the entity. Always use the word **ENTITY** in capital letters
- **Do not** use the text box to report an error with the HIT

Example sentences

- An ENTITY hiding behind a tree.
- An ENTITY holding another ape.
- An orange ENTITY with black stripe
- An ENTITY catching a freesbee.

Describe the entity in the **yellow box** :



(The entity in the **yellow box** is: hat)

Sentence

Submit

Figure A.8. Instructions for collecting textual descriptions for object instances in the Youtube-VOS benchmark.