

PixelFolder: An Efficient Progressive Pixel Synthesis Network for Image Generation

Jing He¹, Yiyi Zhou^{1*}, Qi Zhang², Jun Peng¹, Yunhang Shen², Xiaoshuai Sun¹, Chao Chen², Rongrong Ji¹
¹Xiamen University, ²Tencent Youtu Lab

{blinghe, pengjun}@stu.xmu.edu.cn, {zhouyiyi, xssun, rrji}@xmu.edu.cn,
 {merazhang, odysseyshen, aaronccchen}@tencent.com




Figure 1. Comparison of the generated faces by CIPS [2] and PixelFolder on FFHQ. Compared with CIPS, PixelFolder synthesizes more vivid faces and can also alleviate local incongruities via its novel network structure.

Abstract

Pixel synthesis is a promising research paradigm for image generation, which can well exploit pixel-wise prior knowledge for generation. However, existing methods still suffer from excessive memory footprint and computation overhead. In this paper, we propose a progressive pixel synthesis network towards efficient image generation, coined as PixelFolder. Specifically, PixelFolder formulates image generation as a progressive pixel regression problem and

synthesizes images by a multi-stage paradigm, which can greatly reduce the overhead caused by large tensor transformations. In addition, we introduce novel pixel folding operations to further improve model efficiency while maintaining pixel-wise prior knowledge for end-to-end regression. With these innovative designs, we greatly reduce the expenditure of pixel synthesis, e.g., reducing 90% computation and 57% parameters compared to the latest pixel synthesis method called CIPS. To validate our approach, we conduct extensive experiments on two benchmark datasets, namely FFHQ and LSUN Church. The experimental results

* Corresponding Author.

show that with much less expenditure, PixelFolder obtains new state-of-the-art (SOTA) performance on two benchmark datasets, i.e., 3.77 FID and 2.45 FID on FFHQ and LSUN Church, respectively. Meanwhile, PixelFolder is also more efficient than the SOTA methods like StyleGAN2, reducing about 74% computation and 36% parameters, respectively. These results greatly validate the effectiveness of the proposed PixelFolder. Our code is available at <https://github.com/BlingHe/PixelFolder>.

1. Introduction

As an important task of computer vision, image generation has made remarkable progress in recent years, which is supported by a flurry of generative adversarial networks [4, 5, 7, 9, 15, 17–19, 24, 37]. One of the milestone works is the StyleGAN series [18, 19], which borrows the principle of style transfer [14] to build an effective generator architecture. Due to the superior performance in image quality, this style-driven modeling has become the mainstream paradigm of image generation [18, 19], which also greatly influences and promotes the development of other generative tasks, such as image manipulation [8, 20, 43, 46, 50], image-to-image translation [6, 16, 26, 49] and text-to-image generation [25, 36, 45, 47].

In addition to the StyleGAN series, pixel synthesis [2, 40] is another paradigm of great potential for image generation. Recently, Anokin *et al.* [2] propose a novel Conditionally-Independent Pixel Synthesis (CIPS) network for adversarial image generation, which directly computes each pixel value based on the random latent vector and positional embeddings. This end-to-end pixel regression strategy can well exploit pixel-wise prior knowledge to facilitate the generation of high-quality images. Meanwhile, it also simplifies the design of generator architecture, *e.g.*, only using 1×1 convolutions, and has a higher generation ability with non-trivial topologies [2]. On multiple benchmarks [18, 37], this method exhibits comparable performance against the StyleGAN series, showing a great potential in image generation. In this paper, we also follow the principle of pixel synthesis to build an effective image generation network.

Despite the aforementioned merits, CIPS still have obvious shortcomings in model efficiency. Firstly, although CIPS is built with a simple network structure, it still requires excessive memory footprint and computation during inference. Specifically, this is mainly attributed to its high-resolution pixel tensors for end-to-end pixel regression, *e.g.*, $256 \times 256 \times 512$, which results in a large computational overhead and memory footprint, as shown in Fig. 2a. Meanwhile, the learnable coordinate embeddings also constitute a large number of parameters, making CIPS taking about 30% more parameters than StyleGAN2 [19]. These issues greatly limit the applications of CIPS in high-resolution im-

age synthesis.

To address these issues, we propose a novel progressive pixel synthesis network towards efficient image generation, termed *PixelFolder*, of which structure is illustrated in Fig. 2b. Firstly, we transform the pixel synthesis problem to a progressive one and then compute pixel values via a multi-stage structure. In this way, the generator can process the pixel tensors of varying scales instead of the fixed high-resolution ones, thereby reducing memory footprint and computation greatly. Secondly, we introduce novel *pixel folding* operations to further improve model efficiency. In PixelFolder, the large pixel tensors of different stages are folded into the smaller ones, and then gradually unfolded (expanded) during feature transformations. These pixel folding (and unfolding) operations can well preserve the independence of each pixel, while saving model expenditure. These innovative designs help PixelFolder achieves high-quality image generations with superior model efficiency, which are also shown to be effective for *local imaging incongruity* found in CIPS [2], as shown in Fig. 1.

To validate the proposed PixelFolder, we conduct extensive experiments on two benchmark datasets of image generation, *i.e.*, FFHQ [18] and LSUN Church [37]. The experimental results show that PixelFolder not only outperforms CIPS in terms of image quality on both benchmarks, but also reduces parameters and computation by 57% and 90%, respectively. Compared to the state-of-the-art model, *i.e.*, StyleGAN2 [19], PixelFolder is also very competitive and obtains new SOTA performance on FFHQ and LSUN Church, *i.e.*, 3.77 FID and 2.45 FID, respectively. Meanwhile, the efficiency of PixelFolder is still superior, with 36% less parameters and 74% less computation than StyleGAN2.

To sum up, our contribution is two-fold:

1. We propose a progressive pixel synthesis network for efficient image generation, termed *PixelFolder*. With the multi-stage structure and innovative pixel folding operations, PixelFolder greatly reduces the computational and memory overhead, while keeping the property of end-to-end pixel synthesis.
2. Retaining much higher efficiency, the proposed PixelFolder not only has better performance than the latest pixel synthesis method CIPS, but also achieve new SOTA performance on FFHQ and LSUN Church.

2. Related Work

Recent years have witnessed the rapid development of image generation supported by a bunch of generative adversarial network (GAN) [9] based methods [1, 11, 27, 29, 31, 34, 35, 41, 44]. Compared with previous approaches [22, 42],

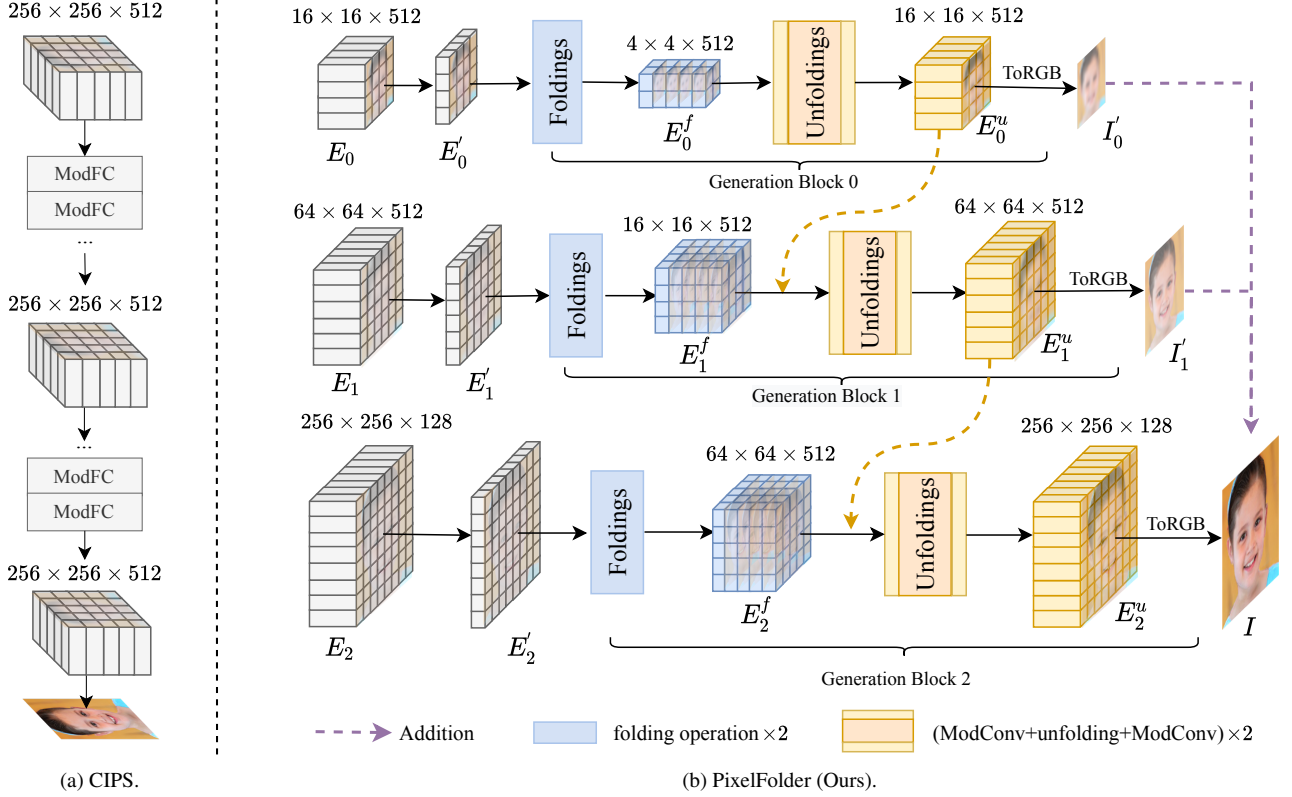


Figure 2. A comparison of the architectures of CIPS [2] (left) and the proposed PixelFolder (right). PixelFolder also follows the pixel synthesis principle of CIPS, but regards image generation as a multi-stage regression problem, thereby reducing the cost of large tensor transformations. Meanwhile, novel *pixel folding* operations are also applied in PixelFolder to further improve model efficiency. With these innovations, PixelFolder can synthesize better images with much less memory and computational overhead than CIPS.

GAN-based methods model the domain-specific data distributions better through the specific adversarial training paradigm, *i.e.*, a discriminator is trained to distinguish whether the images are true or false for the optimization of the generator. To further improve the quality of generations, the following methods have made great improvements in both GAN structures and objective functions. LapGAN [7] introduces a *Laplace* pyramid structure to generate images in a coarse-to-fine manner. Radford *et al.* [37] propose a fully convolutional generative adversarial network for the first time. InfoGAN [5] decomposes the noise z into incompressible noise z' and interpretable hidden variables c , and generates images with the same semantics as c using mutual information to constraint generator. WGAN [3] proposes a loss function derived through *Earth-Mover* distance to stabilize the training of GAN. WGAN-GP [10] introduces gradient penalty to further improve WGAN. Recent advances also resort to a progressive structure for high-resolution image generation. PGGAN [17] proposes a progressive network to generate high-resolution images, where both generator and discriminator start their training with low-resolution image and gradually increase the model

depth by adding-up the new layers during training. StyleGAN series [18, 19] further borrow the concept of “*style*” into the image generation and achieve remarkable progress. The common characteristic of these progressive methods is to increase the resolution of hidden features by up-sampling or deconvolution operations. Differing from these methods, our progressive modeling is based on the principle of pixel synthesis with pixel-wise independence for end-to-end regression.

In addition to being controlled by noise alone, there are methods that exploit coordinate information for image generation. CoordConv-GAN [32] introduces pixel coordinates in every convolution based on DCGAN [37], which proves that pixel coordinates can better establish geometric correlations between the generated pixels. COCOGAN [28] divides the image into multiple patches with different coordinates, which are further synthesized independently. CIPS [2] builds a new paradigm of using coordinates for image generation, *i.e.*, pixel regression, which initializes the prior matrix based on pixel coordinates and deploys multiple 1×1 convolutions for pixel transformation. This approach not only greatly simplifies the structure of gen-

erator, but also achieves competitive performance against existing methods. In this paper, we also follow the principle of pixel regression to build the proposed PixelFolder.

Our work is also similar to a recently proposed method called INR-GAN [40], which also adopts a multi-stage structure. In addition to the obvious differences in network designs and settings, PixelFolder is also different from INR-GAN in the process of pixel synthesis. In INR-GAN, the embeddings of pixels are gradually up-sampled via *nearest neighbor interpolation*, which is more in line with the progressive models like StyleGAN2 [19] or PGGAN [17]. In contrast, PixelFolder can well maintain the independence of each pixel during multi-stage generation, and preserve the property of end-to-end pixel regression via pixel folding operations.

3. Preliminary

Conditionally-Independent Pixel Synthesis (CIPS) is a novel generative adversarial network proposed by Anokhin *et al.* [2]. Its main principle is to synthesis each pixel conditioned on a random vector $z \in Z$ and the pixel coordinates (x, y) , which can be defined by

$$I = \{G(x, y; \mathbf{z}) | (x, y) \in mgrid(H, W)\}, \quad (1)$$

where $mgrid(H, W) = \{(x, y) | 0 \leq x \leq W, 0 \leq y \leq H\}$ is the set of integer pixel coordinates, and $G(\cdot)$ is the generator. Similar to StyleGAN2 [19], z is turned into a style vector w via a mapping network and then shared by all pixels. Afterwards, w is injected into the generation process via ModFC layers [2].

An important design in CIPS is the positional embeddings of synthesized pixels, which are consisted of Fourier features and coordinate embeddings. The Fourier feature of each pixel $e_{fo}(x, y) \in \mathbb{R}^d$ is computed based on the coordinate (x, y) and transformed by a learnable weight matrix $B_{fo} \in \mathbb{R}^{2 \times d}$ and *sin* activation. To improve model capacity, Anokhin *et al.* also adopt the coordinate embedding $e_{co}(x, y) \in \mathbb{R}^d$, which has $H \times W$ learnable vectors in total. Afterwards, the final pixel vector $e(x, y) \in \mathbb{R}^d$ is initialized by concatenating these two types of embeddings and then fed to the generator.

Although CIPS has a simple structure and can be processed in parallel [2], its computational cost and memory footprint are still expensive, mainly due to the high-resolution pixel tensor for end-to-end generation. In this paper, we follow the principle of CIPS defined in Eq. 1 to build our model and address the issue of model efficiency via a progressive regression paradigm.

4. PixelFolder

4.1. Overview

The structure of the proposed PixelFolder is illustrated in Fig. 2. To reduce the high expenditure caused by end-to-end regression for large pixel tensors, we first transform pixel synthesis to a multi-stage generation problem, which can be formulated as

$$I = \sum_{i=0}^{K-1} \{G_i(x_i, y_i; \mathbf{z}) | (x_i, y_i) \in mgrid(H_i, W_i)\}, \quad (2)$$

where i denotes the index of generation stages¹. At each stage, we initialize a pixel tensor $\mathbf{E}_i \in \mathbb{R}^{H_i \times W_i \times d}$ for generation. The *RGB* tensors $I'_i \in \mathbb{R}^{H_i \times W_i \times 3}$ predicted by different stages are then aggregated for the final pixel regression. This progressive paradigm can avoid the constant use of large pixel tensors to reduce excessive memory footprint. In literature [17, 40, 47, 48], it is also shown effective to reduce the difficulty of image generation.

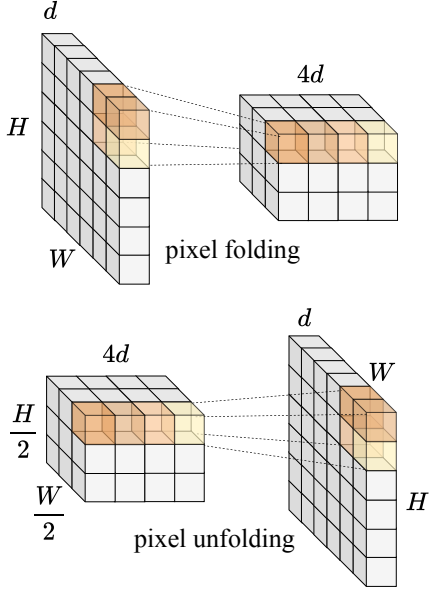
To further reduce the expenditure of each generation stage, we introduce novel *pixel folding* operations to PixelFolder. As shown in Fig. 2, the large pixel tensor is first projected onto a lower-dimension space, and their local pixels, *e.g.*, in 2×2 patch, are then concatenated to form a new tensor with a smaller resolution, denoted as $\mathbf{E}_i^f \in \mathbb{R}^{\frac{H_i}{k} \times \frac{W_i}{k} \times d}$, where k is the scale of folding. After passing through the convolution layers, the pixel tensor is decomposed again (truncated from the feature dimension), and combined back to the original resolution. We term these parameter-free operations as *pixel folding* (and *unfolding*). Folding features is not uncommon in computer vision, which is often used as an alternative to the operations like *down-sampling* or *pooling* [30, 39]. But in PixelFolder, it not only acts to reduce the tensor resolution, but also serves to maintain the independence of folded pixels.

To maximize the use of pixel-wise prior knowledge at different scales, we further combine the folded tensor \mathbf{E}_i^f with the unfolded pixel tensor \mathbf{E}_{i-1}^u of the previous stage, as shown in Fig. 2b. With the aforementioned designs, PixelFolder can significantly reduce memory footprint and computation, while maintaining the property of pixel synthesis.

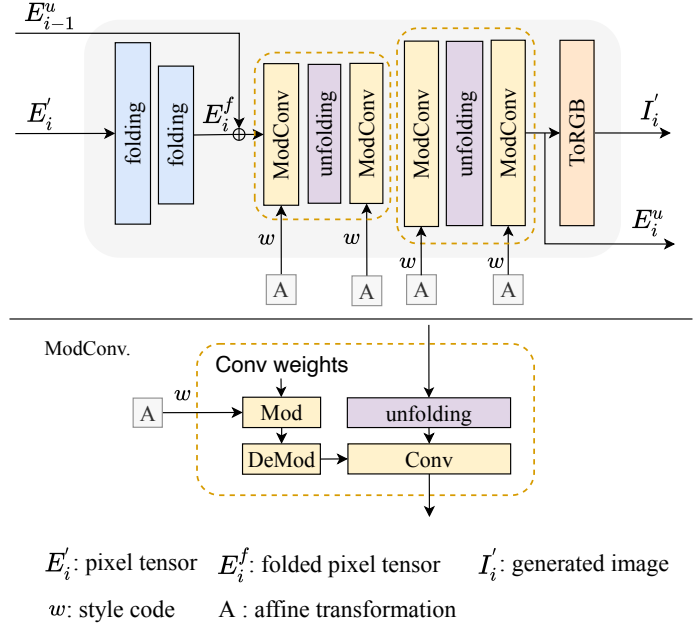
4.2. Pixel folding

The illustration of *pixel folding* is depicted in Fig. 3a, which consists of two operations, namely *folding* and *unfolding*. The folding operation spatially decomposes the pixel tensor into multiple local patches, and straighten each of the patches to form a smaller but deeper tensor. On the contrary, the unfolding operation will truncate the folded

¹The depth of each generation block is much smaller than the generator of CIPS.



(a) pixel foldings.



(b) generation block.

Figure 3. (a) The illustrations of pixel folding and unfolding operations. These parameter-free operations can maintain the pixel-wise independence when changing the tensor resolution. (b) The detailed structure of the generation block in PixelFolder. The number of parameterized layers in PixelFolder is much smaller than those of CIPS and StyleGAN2.

pixel vectors from the feature dimension to recover the tensor resolution.

Particularly, pixel folding can effectively keep the independence and spatial information of each pixel regardless of the varying resolutions of the hidden tensors. This also enables the pixel-wise prior knowledge to be fully exploited for image generation. In addition, when the pixels are folded, they can receive more interactions via convolutions, which is found to be effective for the issue of *local imagery incongruity* caused by insufficient local modeling [2].

4.3. Pixel tensor initialization

Similar to CIPS [2], we also apply Fourier features and coordinate embeddings to initialize the pixel tensors. Specifically, given the coordinate of a pixel (x, y) , Fourier feature $e_{fo}(x, y)$ is obtained by

$$e_{fo}(x, y) = \sin \left[B_{fo}(x', y')^T \right], \quad (3)$$

where $x' = \frac{2x}{W_i-1} - 1$ and $y' = \frac{2y}{H_i-1} - 1$, and $B_{fo} \in \mathbb{R}^{2 \times d}$ is the projection weight matrix. The coordinate embedding is a parameterized vector, denoted as $e_{co}(x, y) \in \mathbb{R}^d$. Afterwards, these two types of embeddings are concatenated and projected to obtain the new pixel tensor, denoted as $E_i \in \mathbb{R}^{H_i \times W_i \times d}$.

In principle, Fourier features serve to preserve the spatial information and capture the relationships between pix-

els [2, 32]. The learnable coordinate embeddings can increase model capacity to improve image quality, *e.g.*, to avoid wave-like artifacts [2]. In PixelFolder, we only apply coordinate embeddings to the first generation stage to keep model compactness, and we found this trade-off has little detriment to image quality during experiments.

4.4. Generation blocks

The detailed structure of generation blocks in PixelFolder is given in Fig. 3b. After folding operations, a modulated convolution (*ModConv*) layer [19] is deployed for feature transformation. Then unfolding operations are used to recover the resolution, each followed by another *ModConv* layer. In practice, we use two folding and unfolding operations to gradually reduce and recover the tensor resolution, respectively, which is to avoid the drastic change of tensor resolution during feature transformation. The convolution filter is set to 3×3 , considering the issue of local imaging incongruity. Besides, we also carefully set the resolution and folded pixels of each generation stage to ensure that the output tensor of current stage can be integrated into the next stage. Similar to StyleGAN2 [19], the style vector w is injected into the *ModConv* layers via modulating their convolution filter, *i.e.*, being mapped to scale vector s with an affine network. Finally, the recovered pixel tensors are linearly projected onto RGB space as the output of each stage, which are then aggregated for the final regres-

sion. Due to our efficient modeling strategy, PixelFolder uses only 12 convolution layers in all generation stages, thus having much fewer parameters than the SOTA methods like StyleGAN2 [19] and CIPS [2].

5. Experiments

To validate the proposed PixelFolder, we conduct extensive experiments on two benchmark datasets, namely Flickr Faces-HQ [18] and LSUN Church [37], and compare it with a set of state-of-the-art (SOTA) methods including CIPS [2], StyleGAN2 [19] and INR-GAN [40].

5.1. Datasets

Flickr Faces-HQ (FFHQ) [18] consists of 70,000 high-quality human face images, which all have a resolution of 1024×1024 . The images were crawled from Flickr and automatically aligned and cropped. We resize all images to the size of 256×256 for training and evaluation.

LSUN Church is the sub-dataset of Large-scale Scene Understanding (LSUN) benchmark [37]. It contains about 126,000 images of churches in various architectural styles, which are collected from natural surroundings. All images are resized to 256×256 for training.

5.2. Metrics

To validate the proposed PixelFolder, we conduct evaluations from the aspects of image quality and model efficiency, respectively. The metrics used for image quality include *Fréchet Inception Distance* (FID) [12] and *Precision and Recall* (P&R) [23, 38]. FID measures the distance between the real images and the generated ones from the perspective of mean and covariance matrix. P&R evaluates the ability of fitting the true data distribution. Specifically, for each method, we randomly generate 50,000 images for evaluation. In terms of model efficiency, we adopt the number of parameters (#Params), *Giga Multiply Accumulate Operations* (GMACs) [13], and generation speed (im/s) to measure model compactness, computation overhead and model inference, respectively.

5.3. Implementation

In terms of the generation network, we deploy three generation stages for PixelFolder, and their resolutions are set to 16, 64 and 256, respectively. In these operations, the scale of folding and unfolding k is set to 2, *i.e.*, the size of local patches is 2×2 . The dimensions of initialized tensors are all 512, except for the last stage which is set to 128. Then these initialized tensors are all reduced to 32 via linear projections before pixel folding. The recovered pixel tensors after pixel unfolding are also projected to RGB by linear projections. For the discriminator, we use a residual convolution network following the settings in

	#Parm (M) ↓	GMACs ↓	Speed (im/s) ↑
INR-GAN [40]	107.03	38.76	84.55
CIPS [2]	44.32	223.36	11.005
StyleGAN2 [19]	30.03	83.77	44.133
PixelFolder (ours)	20.84	23.78	77.735

Table 1. Comparison between PixelFolder, StyleGAN2, CIPS and INR-GAN in terms of parameter size (#Params), computation overhead (GMACs) and inference speed. Here, “M” denotes millions, and “im/s” is image per-second. ↑ denotes that lower is better, while ↓ is *vice versa*. PixelFolder is much superior than other methods in both model compactness and efficiency, which well validates its innovative designs.

StyleGAN2 [19] and CIPS [2], which has *FusedLeakyReLU* activation functions and minibatch standard deviation layers [17].

In terms of training, we use *non-saturating logistic GAN* loss [19] with *R1* penalty [33] to optimize PixelFolder. *Adam* optimizer [21] is used with a learning rate of 2×10^{-3} , and its hyperparameters β_0 and β_1 are set to 0 and 0.99, respectively. The batch size is set to 32, and the models are trained on 8 NVIDIA V100 32GB GPUs for about four days.

5.4. Quantitative analysis

5.4.1 Comparison with the state-of-the-arts.

We first compare the efficiency of PixelFolder with CIPS [2], StyleGAN2 [19] and INR-GAN [40] in Tab. 1. From this table, we can find that the advantages of PixelFolder in terms of parameter size, computation complexity and inference speed are very obvious. Compared with CIPS, our method can reduce parameters by 57%, while the reduction in computation complexity (GMACs) is more distinct, about 90%. The inference speed is even improved by about $7\times$. These results strongly confirm the validity of our progressive modeling paradigm and pixel folding operations applied to PixelFolder. Meanwhile, compared with StyleGAN2, the efficiency of PixelFolder is also superior, which reduces 36% parameters and 74% GMACs and speed up the inference by about 76%. Also as a multi-stage method, INR-GAN is still inferior to the proposed PixelFolder in terms of parameter size and computation overhead, *i.e.*, nearly $5\times$ more parameters and $1.6\times$ more GMACs. In terms of inference, INR-GAN is a bit faster mainly due to its optimized implementation². Conclusively, these results greatly confirm the superior efficiency of PixelFolder over the compared image generation methods.

We further benchmark these methods on FFHQ and LUSN Church, of which results are given in Tab. 2. From this table, we can first observe that on all metrics of two

²INR-GAN optimizes the CUDA kernels to speed up inference.

Method	FFHQ, 256×256			LSUN Church, 256×256		
	FID ↓	Precision ↑	Recall ↑	FID ↓	Precision ↑	Recall ↑
INR-GAN [40]	4.95	0.631	0.465	4.04	0.590	0.465
CIPS [2]	4.38	0.670	0.407	2.92	0.603	0.474
StyleGAN2 [19]	3.83	0.661	0.528	3.86	-	-
PixelFolder(Ours)	3.77	0.683	0.526	2.45	0.630	0.542

Table 2. The performance comparison of PixelFolder and the SOTA methods on FFHQ [19] and LSUN Church [37]. The proposed PixelFolder not only has better performance than existing pixel synthesis methods, *i.e.*, INR-GAN and CIPS, but also achieves new SOTA performance on both benchmarks.

Settings	#Parm (M) ↓	GMACs ↓	FID ↓
Fold+Unfold (base)	20.84	23.78	5.49
Fold+DeConv	29.41	86.53	5.60
Down-Sampling+DeConv	29.21	89.38	5.53

Table 3. Ablation study on FFHQ. The models of all settings are trained with 200k steps for a quick comparison. These results show the obvious advantages of pixel folding (Fold+Unfold) over down-sampling and DeConv.

Settings	#Parm (M) ↓	GMACs ↓	FID ↓
PixelFolder	20.84	23.78	4.78
<i>w/o</i> coordinate embeddings	20.32	23.64	4.95
<i>w/o</i> multi-stage connection	20.84	23.78	5.46

Table 4. Ablation study on LSUN Church. The models of all settings are trained with 200k steps for a quick comparison. “*w/o design*” is not cumulative and only represents the performance of PixelFolder without this design/setting.

datasets, the proposed PixelFolder greatly outperforms the latest pixel synthesis networks, *i.e.*, CIPS [2] and INR-GAN [40], which strongly validates the motivations of our method about efficient pixel synthesis. Meanwhile, we can observe that compared to StyleGAN2, PixelFolder is also very competitive and obtains new SOTA performance on FFHQ and LSUN Church, *i.e.*, 3.77 FID and 2.45 FID, respectively. Overall, these results suggest that PixelFolder is a method of great potential in image generation, especially considering its high efficiency and low expenditure.

5.4.2 Ablation studies.

We further ablates pixel folding operations on FFHQ, of which results are given in Tab. 3. Specifically, we replace the pixel folding and unfolding with down-sampling and deconvolution (DeConv.) [19], respectively. From these results, we can observe that although these operations can

also serve to reduce or recover tensor resolutions, their practical effectiveness is much inferior than our pixel folding operations, *e.g.* 5.49 FID (fold+unfold) *v.s.* 8.36 FID (down-sampling+DeConv). These results greatly confirm the merit of pixel folding in preserving pixel-wise independence, which can help the model exploit pixel-wise prior knowledge. In Tab. 4, we examine the initialization of pixel tensor and the impact of multi-stage connection. From this table, we can see that only using Fourier features without coordinate embeddings slightly reduces model performance, but this impact is smaller than that in CIPS [2]. This result also subsequently suggests that PixelFolder do not rely on large parameterized tensors to store pixel-wise prior knowledge, leading to better model compactness. Meanwhile, we also notice that without the multi-stage connection, the performance drops significantly, suggesting the importance of joint multi-scale pixel regression, as discussed in Sec. 4.1. Overall, these ablation results well confirm the effectiveness of the designs of PixelFolder.

5.5. Qualitative analysis

To obtain deep insight into the proposed PixelFolder, we further visualize its synthesized images as well as the ones of other SOTA methods.

5.5.1 Comparison with CIPS.

We first compare the image interpolations of PixelFolder and CIPS on two benchmarks, *i.e.*, FFHQ and LSUN Church, as shown in Fig. 4. It can be obviously seen that the interpolations by PixelFolder are more natural and reasonable than those of CIPS, especially in terms of local imaging. We further present more images synthesized by two methods in Fig. 1 and Fig. 5. From these examples, a quick observation is that the overall image quality of PixelFolder is better than CIPS. The synthesized faces by PixelFolder look more natural and vivid, which also avoid obvious deformations. Meanwhile, the surroundings and backgrounds of the generated church images by PixelFolder are more realistic and reasonable, as shown in Fig. 5c-5d. In terms of




Figure 4. Comparison of the image interpolations by CIPS [2] and PixelFolder. The interpolation is computed by $\mathbf{z} = \alpha\mathbf{z}_1 + (1 - \alpha)\mathbf{z}_2$, where \mathbf{z}_1 and \mathbf{z}_2 refer to the left-most and right-most samples, respectively.




Figure 5. Comparison of the generated images by CIPS [2] and PixelFolder on FFHQ and LSUN Church. The overall quality of images generated by PixelFolder is better than that of CIPS. Meanwhile, PixelFolder can better handle the local imagery incongruity, confirming the effectiveness of its designs.

local imaging, the merit of PixelFolder becomes more obvious. As discussed in this paper, CIPS is easy to produce local pixel incongruities due to its relatively independent pixel modeling strategy [2]. This problem is reflected in

its face generations, especially the hair details. In contrast, PixelFolder well excels in local imaging, such as the synthesis of accessories and hat details, as shown in Fig. 5a-5b. Meanwhile, CIPS is also prone to wavy textures and dis-




Figure 6. Comparison of the stage-wise synthesis by the SOTA methods and PixelFolder. The color spaces of the first two hidden images are uniformly adjusted for better observation. The images are sorted from left to right by stage. We chose the hidden images of all methods from the same number of convolution layers. Pixel-synthesis based methods, such as CIPS [2] and PixelFolder, present more interpretable results in initial steps, where PixelFolder can also provide better outline details.

tortions in the church images, while these issues are greatly alleviated by PixelFolder. Conclusively, these findings well validate the motivations of PixelFolder for image generation.

5.5.2 Comparison of stage-wise visualizations.

We also compare PixelFolder with CIPS, StyleGAN2 and INR-GAN by visualizing their stage-wise results, as shown in Fig. 6. From these examples, we can first observe that the intermediate results of other progressive methods, *i.e.*, StyleGAN2 and INR-GAN, are too blurry to recognize. In contrast, PixelFolder and CIPS can depict the outline of generated faces in the initial and intermediate stages. This case suggests that PixelFolder and CIPS can well exploit the high-frequency information provided by Fourier features [2], verifying the merits of end-to-end pixel regression. We can also see that PixelFolder can learn more details than CIPS in the intermediate features, which also suggests the superior efficiency of PixelFolder in face generation. Meanwhile, the progressive refinement (from left to right) also makes PixelFolder more efficient than CIPS in computation overhead and memory footprint. We attribute these advantages to the pixel folding operations and the multi-stage paradigm of PixelFolder, which can help the model exploit prior knowledge in different generation stages.




Figure 7. Comparisons of PixelFolder with pixel folding operations (folding+unfolding) and the alternatives (*i.e.*, folding+DeConv. and down-sampling+DeConv). Compared with these alternatives, pixel folding operations can well preserve pixel-wise prior knowledge for generation, leading to much better image quality. Meanwhile, pixel folding can also well tackle with local imagery incongruities.

5.5.3 Comparison of pixel folding and its alternatives.

In Fig. 7, we visualize the generations of PixelFolder with pixel folding operations and the alternatives mentioned in Tab. 3. From these examples, we can find that although down-sampling and DeConv. can also serve to change the resolution of hidden pixel tensors, their practical effectiveness is still much inferior than that of pixel folding. We attribute these results to the unique property of pixel folding in preserving pixel-wise prior knowledge for end-to-end pixel regression. Meanwhile, we also note that when using these alternatives, there is still the problem of local image incongruity, which however can be largely avoided by pixel foldings. These results greatly validate the motivation and effectiveness of the pixel folding operations.

6. Conclusions

In this paper, we propose a novel pixel synthesis network towards efficient image generation, termed *PixelFolder*. Specifically, PixelFolder considers the pixel synthesis as a problem of progressive pixel regression, which can greatly reduce the excessive overhead caused by large tensor transformations. Meanwhile, we also apply novel *pixel folding* operations to further improve model efficiency while preserving the property of end-to-end pixel regression. With these novel designs, PixelFolder requires much less computational and memory overhead than the latest pixel synthesis methods, such as CIPS and INR-GAN. Meanwhile, compared with the state-of-the-art method StyleGAN2, PixelFolder is also more efficient. With much higher efficiency, the proposed PixelFolder exhibits new SOTA performance on FFHQ and LSUN Church benchmarks, *i.e.*, 3.77 FID and 2.45 FID, respectively, yielding a great potential in image generation.

References

- [1] Mahmoud Afifi, Marcus A Brubaker, and Michael S Brown. Histogan: Controlling colors of gan-generated and real images via color histograms. In *Proceedings of the IEEE conference on Computer Vision and Pattern Recognition*, pages 7941–7950, 2021. 2
- [2] Ivan Anokhin, Kirill Demochkin, Taras Khakhulin, Gleb Sterkin, Victor Lempitsky, and Denis Korzhnikov. Image generators with conditionally-independent pixel synthesis. In *Proceedings of the IEEE conference on Computer Vision and Pattern Recognition*, pages 14278–14287, 2021. 1, 2, 3, 4, 5, 6, 7, 8, 9
- [3] Martin Arjovsky, Soumith Chintala, and Léon Bottou. Wasserstein generative adversarial networks. In *International conference on machine learning*, pages 214–223. PMLR, 2017. 3
- [4] Andrew Brock, Jeff Donahue, and Karen Simonyan. Large scale gan training for high fidelity natural image synthesis. In *International Conference on Learning Representations*, 2018. 2
- [5] Xi Chen, Yan Duan, Rein Houthoofd, John Schulman, Ilya Sutskever, and Pieter Abbeel. Infogan: Interpretable representation learning by information maximizing generative adversarial nets. In *Proceedings of the International Conference on Neural Information Processing Systems*, pages 2180–2188, 2016. 2, 3
- [6] Yunjey Choi, Minje Choi, Munyoung Kim, Jung-Woo Ha, Sunghun Kim, and Jaegul Choo. Stargan: Unified generative adversarial networks for multi-domain image-to-image translation. In *Proceedings of the IEEE conference on Computer Vision and Pattern Recognition*, pages 8789–8797, 2018. 2
- [7] Emily L Denton, Soumith Chintala, Rob Fergus, et al. Deep generative image models using a laplacian pyramid of adversarial networks. *Advances in neural information processing systems*, 28, 2015. 2, 3
- [8] Brian Dolhansky and Cristian Canton Ferrer. Eye in-painting with exemplar generative adversarial networks. In *Proceedings of the IEEE conference on Computer Vision and Pattern Recognition*, pages 7902–7911, 2018. 2
- [9] Ian Goodfellow, Jean Pouget-Abadie, Mehdi Mirza, Bing Xu, David Warde-Farley, Sherjil Ozair, Aaron Courville, and Yoshua Bengio. Generative adversarial nets. *Advances in neural information processing systems*, 27, 2014. 2
- [10] Ishaan Gulrajani, Faruk Ahmed, Martin Arjovsky, Vincent Dumoulin, and Aaron C Courville. Improved training of wasserstein gans. *Advances in neural information processing systems*, 30, 2017. 3
- [11] Zhenliang He, Meina Kan, and Shiguang Shan. Eigengan: Layer-wise eigen-learning for gans. In *Proceedings of the IEEE International Conference on Computer Vision*, pages 14408–14417, 2021. 2
- [12] Martin Heusel, Hubert Ramsauer, Thomas Unterthiner, Bernhard Nessler, and Sepp Hochreiter. Gans trained by a two time-scale update rule converge to a local nash equilibrium. *Advances in neural information processing systems*, 30, 2017. 6
- [13] Andrew G Howard, Menglong Zhu, Bo Chen, Dmitry Kalenichenko, Weijun Wang, Tobias Weyand, Marco Andreetto, and Hartwig Adam. Mobilenets: Efficient convolutional neural networks for mobile vision applications. *arXiv preprint arXiv:1704.04861*, 2017. 6
- [14] Xun Huang and Serge Belongie. Arbitrary style transfer in real-time with adaptive instance normalization. In *Proceedings of the IEEE International Conference on Computer Vision*, pages 1501–1510, 2017. 2
- [15] Drew A Hudson and C Lawrence Zitnick. Generative adversarial transformers. *Advances in neural information processing systems*, 139, 2021. 2
- [16] Phillip Isola, Jun-Yan Zhu, Tinghui Zhou, and Alexei A Efros. Image-to-image translation with conditional adversarial networks. In *Proceedings of the IEEE conference on Computer Vision and Pattern Recognition*, pages 1125–1134, 2017. 2
- [17] Tero Karras, Timo Aila, Samuli Laine, and Jaakko Lehtinen. Progressive growing of gans for improved quality, stability, and variation. In *International Conference on Learning Representations*, 2018. 2, 3, 4, 6
- [18] Tero Karras, Samuli Laine, and Timo Aila. A style-based generator architecture for generative adversarial networks. In *Proceedings of the IEEE conference on Computer Vision and Pattern Recognition*, pages 4401–4410, 2019. 2, 3, 6
- [19] Tero Karras, Samuli Laine, Miika Aittala, Janne Hellsten, Jaakko Lehtinen, and Timo Aila. Analyzing and improving the image quality of stylegan. In *Proceedings of the IEEE conference on Computer Vision and Pattern Recognition*, pages 8110–8119, 2020. 2, 3, 4, 5, 6, 7
- [20] Hyunsu Kim, Yunjey Choi, Junho Kim, Sungjoo Yoo, and Youngjung Uh. Exploiting spatial dimensions of latent in gan for real-time image editing. In *Proceedings of the IEEE conference on Computer Vision and Pattern Recognition*, pages 852–861, 2021. 2
- [21] Diederik P Kingma and Jimmy Ba. Adam: A method for stochastic optimization. *arXiv preprint arXiv:1412.6980*, 2014. 6
- [22] Diederik P Kingma and Max Welling. Auto-encoding variational bayes. *arXiv preprint arXiv:1312.6114*, 2013. 2
- [23] Tuomas Kynkäänniemi, Tero Karras, Samuli Laine, Jaakko Lehtinen, and Timo Aila. Improved precision and recall metric for assessing generative models. *Advances in neural information processing systems*, 32, 2019. 6
- [24] Kwonjoon Lee, Huiwen Chang, Lu Jiang, Han Zhang, Zhuowen Tu, and Ce Liu. Vitgan: Training gans with vision transformers. *arXiv preprint arXiv:2107.04589*, 2021. 2
- [25] Bowen Li, Xiaojuan Qi, Thomas Lukasiewicz, and Philip Torr. Controllable text-to-image generation. *Advances in neural information processing systems*, 32, 2019. 2
- [26] Xinyang Li, Shengchuan Zhang, Jie Hu, Liujuan Cao, Xiaopeng Hong, Xudong Mao, Feiyue Huang, Yongjian Wu,

- and Rongrong Ji. Image-to-image translation via hierarchical style disentanglement. In *Proceedings of the IEEE conference on Computer Vision and Pattern Recognition*, pages 8639–8648, 2021. 2
- [27] Jie Liang, Hui Zeng, and Lei Zhang. High-resolution photo-realistic image translation in real-time: A laplacian pyramid translation network. In *Proceedings of the IEEE conference on Computer Vision and Pattern Recognition*, pages 9392–9400, 2021. 2
- [28] Chieh Hubert Lin, Chia-Che Chang, Yu-Sheng Chen, Da-Cheng Juan, Wei Wei, and Hwann-Tzong Chen. Coco-gan: Generation by parts via conditional coordinating. In *Proceedings of the IEEE International Conference on Computer Vision*, pages 4512–4521, 2019. 3
- [29] Ji Lin, Richard Zhang, Frieder Ganz, Song Han, and Jun-Yan Zhu. Anycost gans for interactive image synthesis and editing. In *Proceedings of the IEEE conference on Computer Vision and Pattern Recognition*, pages 14986–14996, 2021. 2
- [30] Hanwen Liu, Pablo Navarrete Michelini, and Dan Zhu. Deep networks for image-to-image translation with mux and demux layers. In *Proceedings of the European Conference on Computer Vision*, pages 0–0, 2018. 4
- [31] Rui Liu, Yixiao Ge, Ching Lam Choi, Xiaogang Wang, and Hongsheng Li. Divco: Diverse conditional image synthesis via contrastive generative adversarial network. In *Proceedings of the IEEE conference on Computer Vision and Pattern Recognition*, pages 16377–16386, 2021. 2
- [32] Rosanne Liu, Joel Lehman, Piero Molino, Felipe Petroski Such, Eric Frank, Alex Sergeev, and Jason Yosinski. An intriguing failing of convolutional neural networks and the coordconv solution. *Advances in neural information processing systems*, 31, 2018. 3, 5
- [33] Lars Mescheder, Andreas Geiger, and Sebastian Nowozin. Which training methods for gans do actually converge? In *International conference on machine learning*, pages 3481–3490. PMLR, 2018. 6
- [34] Taesung Park, Alexei A Efros, Richard Zhang, and Jun-Yan Zhu. Contrastive learning for unpaired image-to-image translation. In *Proceedings of the European Conference on Computer Vision*, pages 319–345. Springer, 2020. 2
- [35] Or Patashnik, Zongze Wu, Eli Shechtman, Daniel Cohen-Or, and Dani Lischinski. Styleclip: Text-driven manipulation of stylegan imagery. In *Proceedings of the IEEE International Conference on Computer Vision*, pages 2085–2094, 2021. 2
- [36] Jun Peng, Yiyi Zhou, Xiaoshuai Sun, Liujuan Cao, Yongjian Wu, Feiyue Huang, and Rongrong Ji. Knowledge-driven generative adversarial network for text-to-image synthesis. *IEEE Transactions on Multimedia*, 2021. 2
- [37] Alec Radford, Luke Metz, and Soumith Chintala. Unsupervised representation learning with deep convolutional generative adversarial networks. *arXiv preprint arXiv:1511.06434*, 2015. 2, 3, 6, 7
- [38] Mehdi SM Sajjadi, Olivier Bachem, Mario Lucic, Olivier Bousquet, and Sylvain Gelly. Assessing generative models via precision and recall. *Advances in neural information processing systems*, 31, 2018. 6
- [39] Wenzhe Shi, Jose Caballero, Ferenc Huszár, Johannes Totz, Andrew P Aitken, Rob Bishop, Daniel Rueckert, and Zehan Wang. Real-time single image and video super-resolution using an efficient sub-pixel convolutional neural network. In *Proceedings of the IEEE conference on Computer Vision and Pattern Recognition*, pages 1874–1883, 2016. 4
- [40] Ivan Skorokhodov, Savva Ignatyev, and Mohamed Elhoseiny. Adversarial generation of continuous images. In *Proceedings of the IEEE conference on Computer Vision and Pattern Recognition*, pages 10753–10764, 2021. 2, 4, 6, 7
- [41] Hao Tang, Song Bai, Li Zhang, Philip HS Torr, and Nicu Sebe. Xinggan for person image generation. In *Proceedings of the European Conference on Computer Vision*. 2
- [42] Aaron Van Den Oord, Oriol Vinyals, et al. Neural discrete representation learning. *Advances in neural information processing systems*, 30, 2017. 2
- [43] Yuhan Wang, Xu Chen, Junwei Zhu, Wenqing Chu, Ying Tai, Chengjie Wang, Jilin Li, Yongjian Wu, Feiyue Huang, and Rongrong Ji. Hififace: 3d shape and semantic prior guided high fidelity face swapping. *arXiv preprint arXiv:2106.09965*, 2021. 2
- [44] Yi Wang, Lu Qi, Ying-Cong Chen, Xiangyu Zhang, and Jiaya Jia. Image synthesis via semantic composition. In *Proceedings of the IEEE International Conference on Computer Vision*, pages 13749–13758, 2021. 2
- [45] Tao Xu, Pengchuan Zhang, Qiuyuan Huang, Han Zhang, Zhe Gan, Xiaolei Huang, and Xiaodong He. Attngan: Fine-grained text to image generation with attentional generative adversarial networks. In *Proceedings of the IEEE conference on Computer Vision and Pattern Recognition*, pages 1316–1324, 2018. 2
- [46] Jiahui Yu, Zhe Lin, Jimei Yang, Xiaohui Shen, Xin Lu, and Thomas S Huang. Generative image inpainting with contextual attention. In *Proceedings of the IEEE conference on Computer Vision and Pattern Recognition*, pages 5505–5514, 2018. 2
- [47] Han Zhang, Tao Xu, Hongsheng Li, Shaoting Zhang, Xiaogang Wang, Xiaolei Huang, and Dimitris N Metaxas. Stackgan++: Realistic image synthesis with stacked generative adversarial networks. *IEEE transactions on pattern analysis and machine intelligence*, 41(8):1947–1962, 2018. 2, 4
- [48] Zizhao Zhang, Yuanpu Xie, and Lin Yang. Photographic text-to-image synthesis with a hierarchically-nested adversarial network. In *Proceedings of the IEEE conference on Computer Vision and Pattern Recognition*, pages 6199–6208, 2018. 4
- [49] Jun-Yan Zhu, Taesung Park, Phillip Isola, and Alexei A Efros. Unpaired image-to-image translation using cycle-consistent adversarial networks. In *Proceedings of the IEEE International Conference on Computer Vision*, pages 2223–2232, 2017. 2
- [50] Peihao Zhu, Rameen Abdal, Yipeng Qin, and Peter Wonka. Sean: Image synthesis with semantic region-adaptive normalization. In *Proceedings of the IEEE conference on Computer Vision and Pattern Recognition*, pages 5104–5113, 2020. 2