

# BEVDet4D: Exploit Temporal Cues in Multi-camera 3D Object Detection

Junjie Huang\* Guan Huang  
PhiGent Robotics

junjie.huang@ieee.org, guan.huang@phigent.ai

## Abstract

Single frame data contains finite information which limits the performance of the existing vision-based multi-camera 3D object detection paradigms. For fundamentally pushing the performance boundary in this area, BEVDet4D is proposed to lift the scalable BEVDet paradigm from the spatial-only 3D space to the spatial-temporal 4D space. We upgrade the framework with a few modifications just for fusing the feature from the previous frame with the corresponding one in the current frame. In this way, with negligible extra computing budget, we enable the algorithm to access the temporal cues by querying and comparing the two candidate features. Beyond this, we also simplify the velocity learning task by removing the factors of ego-motion and time, which equips BEVDet4D with robust generalization performance and reduces the velocity error by 52.8%. This makes vision-based methods, for the first time, become comparable with those relied on LiDAR or radar in this aspect. On challenge benchmark nuScenes, we report a new record of 51.5% NDS with the high-performance configuration dubbed BEVDet4D-Base, which surpasses the previous leading method BEVDet by +4.3% NDS.

## 1. Introduction

Recently, autonomous driving draws great attention in both the research and the industry community. The perception tasks in this scene include 3D object detection, BEV semantic segmentation, motion prediction, and so on. Most of them can be partly solved in the spatial-only 3D space with a single frame of data. However, with respect to the time-relevant targets like velocity, current vision-based paradigms with merely a single frame of data perform far poorer than those with sensors like LiDAR or radar. For example, the velocity error of the recently leading method BEVDet [13] in the vision-based 3D object detection is 3 times that of the LiDAR-based method CenterPoint [43] and 2 times that of the radar-based method CenterFusion [24].

\*Corresponding author.

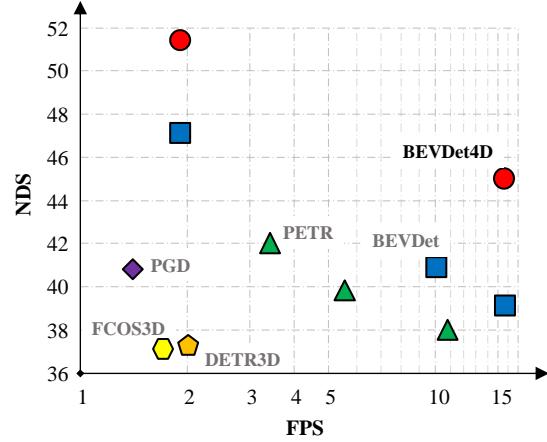


Figure 1: The inference speed and performance of different paradigms on the nuScenes val set.

To close this gap, we propose a novel paradigm dubbed BEVDet4D in this paper and pioneer the exploitation of vision-based autonomous driving in the spatial-temporal 4D space.

As illustrated in Fig. 2, BEVDet4D makes the first attempt at accessing the rich information in the temporal domain. It simply extends the naive BEVDet [13] by retaining the intermediate BEV features in the previous frames. Then it fuses the retained feature with the corresponding one in the current frame just by a spatial alignment operation and a concatenation operation. Other than that, we kept all other details of the framework unchanged. In this way, we can place just a negligible extra computational burden on the inference process while enabling the paradigm to access the temporal cues by querying the two candidate features. Though simple in constructing the framework of BEVDet4D, it is nontrivial to build its robust performance. The spatial alignment operation and the learning targets should be carefully designed to cooperate with the elegant framework so that the learning task can be simplified and superior generalization performance can be achieved with BEVDet4D.

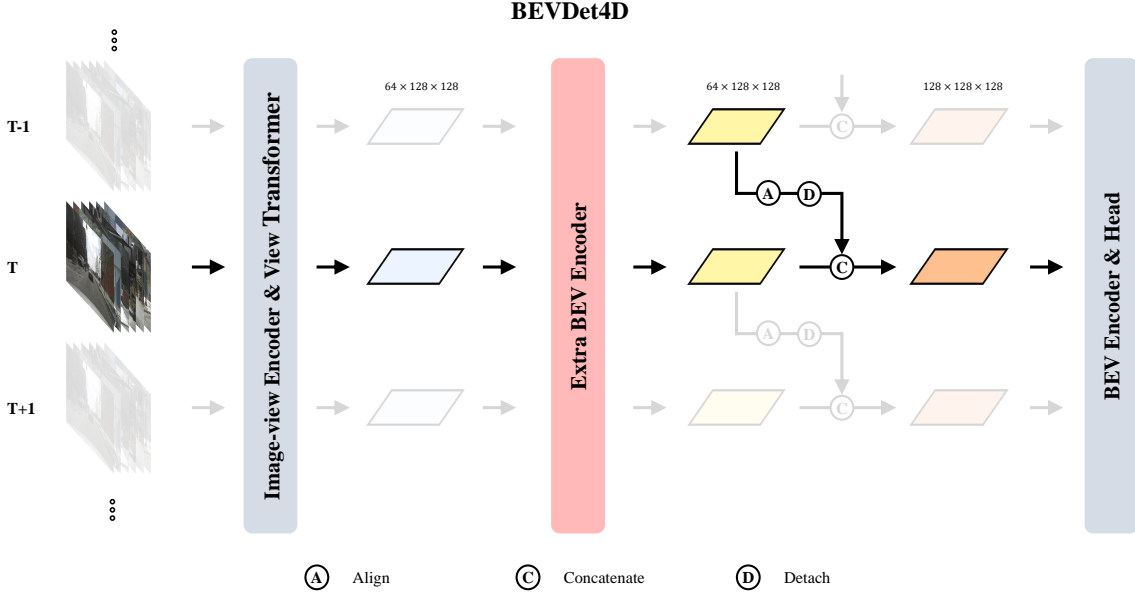


Figure 2: The framework of the proposed BEVDet4D paradigm. BEVDet4D retains the intermediate BEV feature of the previous frame and concatenates it with the ones generated by the current frame. Before that spatial alignment in the flat plane is conducted to partially simplify the learning targets.

We conduct comprehensive experiments on the challenge benchmark nuScenes [2] to verify the feasibility of BEVDet4D and discuss its characteristics. Fig. 1 illustrates the trade-off between inference speed and performance of different paradigms. Without bells and whistles, the BEVDet4D-Tiny configuration reduces the velocity error by 52.8% from 0.909 mAVE to 0.429 mAVE. Besides, the proposed paradigm also has significant improvement in the other indicators like detection score (+1.1% mAP), orientation error (-3.8% mAOE), and attribute error (-15.8% mAAE). As a result, BEVDet4D-Tiny exceeds the baseline by 6.1% in the composite indicator NDS. The high-performance configuration dubbed BEVDet4D-Base scores high as 39.6% mAP and 51.5% NDS, which has surpassed all published results. Last but not least, BEVDet4D achieves the aforementioned superiority just at a negligible cost in inference latency.

## 2. Related Works

### 2.1. Vision-based 3D object detection

3D object detection is another pivotal perception task in autonomous driving. In the last few years, KITTI [9] benchmark has fueled the rapid development of monocular 3D object detection [23, 20, 44, 50, 46, 28, 36, 35, 14]. However, the limited data and the single view make it incapable of developing more complicated tasks. Recently, some large-scale benchmarks [2, 32] have been released with more data and multiple views, offering new perspec-

tives toward the paradigm development in multi-camera 3D object detection. Based on these benchmarks, some multi-camera 3D object detection paradigms have been developed with competitive performance. For example, inspired by the success of FCOS [33] in 2D detection, FCOS3D [37] treats the 3D object detection problem as a 2D object detection problem and conducts perception just in image view. Benefitting from the strong spatial correlation of the targets' attribute with the image appearance, it works well in predicting this but is relatively poor in perceiving the targets' translation, velocity, and orientation. PGD [38] further develops the FCOS3D paradigm by searching and resolving the outstanding shortcoming (*i.e.* the prediction of the targets' depth). This offers a remarkable accuracy improvement on the baseline but at the cost of more computational budget and additional inference latency. Following DETR [3], DETR3D [39] proposes to detect 3D objects in an attention pattern, which has similar accuracy as FCOS3D. Although DETR3D requires just half the computational budget, the complex calculation pipeline slows down its inference speed to the same level as FCOS3D. PETR [19] further develops the performance of this paradigm by introducing the 3D coordinate generation and position encoding. Besides, they also exploit the strong data augmentation strategies just as BEVDet [13]. As a novel paradigm, BEVDet [13] makes the first attempt at applying a strong data augmentation strategy in vision-based 3D object detection. As they explicitly encode features in the BEV space, it

is scalable in multiple aspects including multi-tasks learning, multi-sensors fusion, and temporal fusion. As thus, we can handily construct the BEVDet4D paradigm upon this.

So far, few works have exploited the temporal cues in vision-based 3D object detection. Thus, the existing paradigms perform relatively poorly in predicting the time-relevant targets like velocity than the LiDAR-based or radar-based methods. To the best of our knowledge, [1] is the only one work in this perspective. However, they predict the results based on a single frame and exploit the 3D Kalman filter to update the results for the temporal consistency of results between image sequences. The temporal cues are exploited in the post-processing phase instead of the end-to-end learning framework. Differently, we make the first attempt in exploiting the temporal cues in the end-to-end learning framework BEVDet4D, which is elegant, powerful, and still scalable.

## 2.2. Object Detection in Video

Video object detection mainly fueled by the ImageNet VID dataset [30] is analogous to the well-known tasks of common object detection [16] which performs and evaluates the object detection task in the image-view space. The difference is that detecting objects in video can access temporal cues to improve detection accuracy. The methods in this area utilize the temporal cues mainly based on two mediums: the results or the intermediate features. The former [42] is analogous to [1] in 3D object detection, who optimizes the prediction results in a tracking pattern. The latter reutilizes the features from the previous frame based on some special architectures like LSTM [12] for feature distillation [18, 17, 22], attention mechanism [34] for feature querying [4, 6, 7], and optical flow [8] for feature alignment [49, 48]. Specific for the scene of autonomous driving, BEVDet4D is analogous to the flow-based methods in mechanism but accesses the spatial correlation according to the ego-motion and conducts feature aggregation in the 3D space. Besides, BEVDet4D mainly focuses on the prediction of the velocity targets which is not in the scope of the common video object detection literature.

## 3. Methodology

### 3.1. Network Structure

As illustrated in Fig. 2, the overall framework of BEVDet4D is built upon the BEVDet [13] baseline which consists of four kinds of modules: an image-view encoder, a view transformer, a BEV encoder, and a task-specific head. All details of each module are kept unchanged. To exploit the temporal cues, BEVDet4D extends the baseline by retaining the BEV features generated by the view transformer in the previous frame. Then the retained feature is merged with the one in the current frame. Before that, an align-

ment operation is conducted to simplify the learning targets which will be detailed in the following section. We apply a simple concatenation operation to merge the features for verifying the BEVDet4D paradigm. More complicated fusing strategies have not been exploited in this paper.

Besides, the feature generated by the view transformer is sparse, which is too coarse for the subsequential modules to exploit. An extra BEV encoder is applied to adjust the candidate features before the spatial alignment operation. In practice, the extra BEV encoder consists of two naive residual units [11], whose channels are set equal to that of the input features.

### 3.2. Simplify the Velocity Learning Task

**Symbol Definition** Following nuScene [2], we denote the global coordinate system as  $O_g - XYZ$ , the ego coordinate system as  $O_{e(T)} - XYZ$ , and the targets coordinate system as  $O_{t(T)} - XYZ$ . As illustrated in Fig. 3, we construct a virtual scene with a moving ego vehicle and two target vehicles. One of the targets is static (*i.e.*,  $O_s - XYZ$  painted green) in the global coordinate system, while the other one is moving (*i.e.*,  $O_m - XYZ$  painted blue). The objects in two adjacent frames (*i.e.*, frame  $T - 1$  and frame  $T$ ) are distinguished with different transparentness. The position of the objects is formulated as  $\mathbf{P}^x(t)$ , where  $x \in \{g, e(T), e(T - 1)\}$  denotes the coordinate system where the position is defined in.  $t \in \{T, T - 1\}$  denotes the time when the position is recorded. We use  $\mathbf{T}_{src}^{dst}$  to denote the transformation from the source coordinate system into the target coordinate system.

Instead of directly predicting the velocity of the targets, we tend to predict the translation of the targets between the two adjacent frames. In this way, the learning task can be simplified as the time factor is removed and the positional shifting can be measured just according to the difference between two BEV features. Besides, we tend to learn the position shifting that is irrelevant to the ego-motion. In this way, the learning task can also be simplified as the ego-motion will make the distribution of the targets' positional shifting more complicated. For example, a static object (*i.e.*, the green box in Fig. 3) in the global coordinate system will be changed into a moving object in the ego coordinate system due to the ego-motion. More specifically, the receptive field of the BEV features is symmetrically defined around the ego. Considering the two features generated by the view transformer in the two adjacent frames, their receptive fields in the global coordinate system are also diverse due to the ego-motion. Given a static object, its position in the global coordinate system is denoted as  $\mathbf{P}_s^g(T)$  and  $\mathbf{P}_s^g(T - 1)$  in the two adjacent frames. Their positions in the candidate

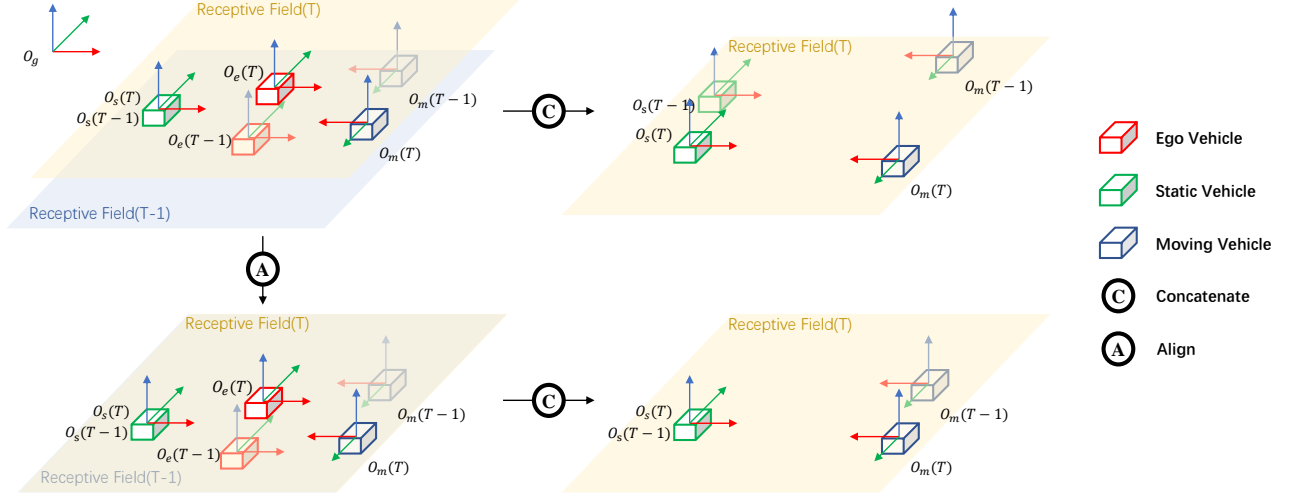


Figure 3: Illustrating the effect of the feature alignment operation. Without the alignment operation (*i.e.* the first row), the following modules are required to study a more complicated distribution of the object motion, which is relevant to the ego-motion. By applying alignment operation in the second row, the learning targets can be simplified.

features are different.

$$\begin{aligned}
 & \mathbf{P}_s^{e(T)}(T) - \mathbf{P}_s^{e(T-1)}(T-1) \\
 &= \mathbf{T}_g^{e(T)} \mathbf{P}_s^g(T) - \mathbf{T}_g^{e(T-1)} \mathbf{P}_s^g(T-1) \\
 &= \mathbf{T}_g^{e(T)} \mathbf{P}_s^g(T) - \mathbf{T}_g^{e(T-1)} \mathbf{T}_g^{e(T)} \mathbf{P}_s^g(T-1)
 \end{aligned} \quad (1)$$

According to Eq. 1, directly concatenate the two features, the learning target (*i.e.*, the positional shifting of the target object) of the following modules will be relevant to the ego motion (*i.e.*,  $\mathbf{T}_{e(T)}^{e(T-1)}$ ). To avoid this, we shift the feature from the adjacent frame by  $\mathbf{T}_{e(T-1)}^{e(T)}$  to remove the fraction of ego-motion.

$$\begin{aligned}
 & \mathbf{P}_s^{e(T)}(T) - \mathbf{T}_{e(T-1)}^{e(T)} \mathbf{P}_s^{e(T-1)}(T-1) \\
 &= \mathbf{T}_g^{e(T)} \mathbf{P}_s^g(T) - \mathbf{T}_{e(T-1)}^{e(T)} \mathbf{T}_g^{e(T-1)} \mathbf{T}_g^{e(T)} \mathbf{P}_s^g(T-1) \\
 &= \mathbf{T}_g^{e(T)} \mathbf{P}_s^g(T) - \mathbf{T}_g^{e(T)} \mathbf{P}_s^g(T-1) \\
 &= \mathbf{P}_s^{e(T)}(T) - \mathbf{P}_s^{e(T)}(T-1)
 \end{aligned} \quad (2)$$

According to Eq. 2, the learning target is set as the objection motion in the current frame's ego coordinate system, which is irrelevant to the ego-motion.

In practice, the alignment operation in Eq. 2 is achieved by feature alignment. Given the candidate features of the

previous frame  $\mathcal{F}(T-1, \mathbf{P}^{e(T-1)})$  and the current frame  $\mathcal{F}(T, \mathbf{P}^{e(T)})$ , the aligned feature can be obtained by:

$$\mathcal{F}'(T-1, \mathbf{P}^{e(T)}) = \mathcal{F}(T-1, \mathbf{T}_{e(T)}^{e(T-1)} \mathbf{P}^{e(T)}) \quad (3)$$

Alone with Eq. 3, bilinear interpolation is applied as  $\mathbf{T}_{e(T)}^{e(T-1)} \mathbf{P}^{e(T)}$  may not be a valid position in the sparse feature of  $\mathcal{F}(T-1, \mathbf{P}^{e(T-1)})$ . The interpolation is a sub-optimal method that will introduce precision degeneration. The magnitude of the precision degeneration is negatively correlated with the resolution of the BEV features. A more precise method is to adjust the coordinates of the point cloud generated by the lifting operation in the view transformer [27]. However, it is deprecated in this paper as it will destroy the precondition of the acceleration method proposed in the naive BEVDet [13]. The magnitude of the precision degeneration will be quantitatively estimated in the ablation study Section. 4.3.2.

## 4. Experiment

### 4.1. Experimental Settings

**Dataset** We conduct comprehensive experiments on a large-scale dataset, nuScenes [2]. nuScenes dataset includes

Table 1: Comparison of different paradigms on the nuScenes val set. † initialized from a FCOS3D backbone. § with test-time augmentation. # with model ensemble.

Methods	Image Size	#param.	GFLOPs	Modality	mAP↑	mATE↓	mASE↓	mAOE↓	mAVE↓	mAAE↓	NDS↑	FPS
CenterFusion [24]	800×450	20.4M	-	Camera & Radar	0.332	0.649	0.263	0.535	0.540	0.142	0.453	-
VoxelNet [43]	-	8.8M	-	LiDAR	0.563	0.292	0.253	0.316	0.287	0.191	0.648	14.1
PointPillar [43]	-	6.0M	-	LiDAR	0.487	0.315	0.260	0.368	0.323	0.203	0.597	17.9
CenterNet[45]	-	-	-	Camera	0.306	0.716	0.264	0.609	1.426	0.658	0.328	-
FCOS3D [37]	1600×900	52.5M	2,008.2	Camera	0.295	0.806	0.268	0.511	1.315	<b>0.170</b>	0.372	1.7
DETR3D [39]	1600×900	51.3M	1,016.8	Camera	0.303	0.860	0.278	0.437	0.967	0.235	0.374	2.0
PGD [38]	1600×900	53.6M	2,223.0	Camera	0.335	0.732	0.263	0.423	1.285	0.172	0.409	1.4
PETR-R50 [19]	1056×384	-	-	Camera	0.313	0.768	0.278	0.564	0.923	0.225	0.381	10.7
PETR-R101 [19]	1408×512	-	-	Camera	0.357	0.710	0.270	0.490	0.885	0.224	0.421	3.4
PETR-Tiny [19]	1408×512	-	-	Camera	0.361	0.732	0.273	0.497	0.808	0.185	0.431	-
BEVDet-Tiny[13]	704×256	52.6M	215.3	Camera	0.312	0.691	0.272	0.523	0.909	0.247	0.392	<b>15.6</b>
<b>BEVDet4D-Tiny</b>	704×256	53.6M	222.0	Camera	0.323	0.674	0.272	0.503	0.429	0.208	0.453	15.5
BEVDet-Base[13]	1600×640	126.6M	2,962.6	Camera	0.393	<b>0.608</b>	<b>0.259</b>	0.366	0.822	0.191	0.472	1.9
<b>BEVDet4D-Base</b>	1600×640	127.6M	2,989.2	Camera	<b>0.396</b>	0.619	0.260	<b>0.361</b>	<b>0.399</b>	0.189	<b>0.515</b>	1.9
FCOS3D†§# [37]	1600×900	-	-	Camera	0.343	0.725	0.263	0.422	1.292	<b>0.153</b>	0.415	-
DETR3D† [39]	1600×900	51.3M	-	Camera	0.349	0.716	0.268	0.379	0.842	0.200	0.434	-
PGD†§ [38]	1600×900	53.6M	-	Camera	0.369	0.683	0.260	0.439	1.268	0.185	0.428	-
PETR-R101† [19]	1600×900	-	-	Camera	0.370	0.711	0.267	0.383	0.865	0.201	0.442	-
BEVDet-Base§[13]	1600×640	126.6M	-	Camera	0.397	<b>0.595</b>	0.257	0.355	0.818	0.188	0.477	-
<b>BEVDet4D-Base§</b>	1600×640	126.6M	-	Camera	<b>0.402</b>	0.603	<b>0.255</b>	<b>0.346</b>	<b>0.379</b>	0.191	<b>0.524</b>	-

1000 scenes with images from 6 cameras with surrounding views, points from 5 Radars and 1 LiDAR. It is the up-to-date popular benchmark for 3D object detection [37, 39, 38, 26] and BEV semantic segmentation [29, 27, 25, 41]. The scenes are officially split into 700/150/150 scenes for training/validation/testing. There are up to 1.4M annotated 3D bounding boxes for 10 classes: car, truck, bus, trailer, construction vehicle, pedestrian, motorcycle, bicycle, barrier, and traffic cone. Following CenterPoint [43], we define the region of interest (ROI) within 51.2 meters in the ground plane with a resolution of 0.8 meters by default.

**Evaluation Metrics** For 3D object detection, we report the official predefined metrics: mean Average Precision (mAP), Average Translation Error (ATE), Average Scale Error (ASE), Average Orientation Error (AOE), Average Velocity Error (AVE), Average Attribute Error (AAE), and NuScenes Detection Score (NDS). The mAP is analogous to that in 2D object detection [16] for measuring the precision and recall, but defined based on the match by 2D center distance on the ground plane instead of the Intersection over Union (IOU) [2]. NDS is the composite of the other indicators for comprehensively judging the detection capacity. The remaining metrics are designed for calculating the positive results’ precision on the corresponding aspects (*e.g.*, translation, scale, orientation, velocity, and attribute).

**Training Parameters** Models are trained with AdamW [21] optimizer, in which gradient clip is exploited with learning rate  $2e-4$ , a total batch size of 64 on 8 NVIDIA GeForce RTX 3090 GPUs. We apply a cyclic policy [40], which linearly increases the learning rate from  $2e-4$  to  $1e-3$

in the first 40% schedule and linearly decreases the learning rate from  $1e-3$  to 0 in the remainder epochs. By default, the total schedule is terminated within 20 epochs.

**Data Processing** We keep all data processing settings the same as BEVDet [13]. Specifically, we use  $W_{in} \times H_{in}$  to denote the width and height of the input image. By default in the training process, the source images with  $1600 \times 900$  resolution [2] are processed by random flipping, random scaling with a range of  $s \in [W_{in}/1600 - 0.06, W_{in}/1600 + 0.11]$ , random rotating with a range of  $r \in [-5.4^\circ, 5.4^\circ]$ , and finally cropping to a size of  $W_{in} \times H_{in}$ . The cropping is conducted randomly in the horizon direction but is fixed in the vertical direction (*i.e.*,  $(y_1, y_2) = (max(0, s * 900 - H_{in}), y_1 + H_{in})$ , where  $y_1$  and  $y_2$  are the upper bound and the lower bound of the target region.) In the BEV space, the input feature and 3D object detection targets are augmented by random flipping, random rotating with a range of  $[-22.5^\circ, 22.5^\circ]$ , and random scaling with a range of  $[0.95, 1.05]$ . Following CenterPoint [43], all models are trained with CBGS [47]. In testing time, the input image is scaled by a factor of  $s = W_{in}/1600 + 0.04$  and cropped to  $W_{in} \times H_{in}$  resolution with a region defined as  $(x_1, x_2, y_1, y_2) = (0.5 * (s * 1600 - W_{in}), x_1 + W_{in}, s * 900 - H_{in}, y_1 + H_{in})$ .

**Inference Speed** We conduct all experiments based on MMDetection3D [5]. The inference speed is the average upon 6019 validation samples [2]. For monocular paradigms like FCOS3D [37] and PGD [38], the inference speeds are divided by a factor of 6 (*i.e.* the number of images in a single sample [2]), as they take each image as an

Table 2: Comparison with the state-of-the-art methods on the nuScenes `test` set. † pre-train on DDAD [10].

Methods	Modality	mAP↑	mATE↓	mASE↓	mAOE↓	mAVE↓	mAAE↓	NDS↑
PointPillars(Light) [15]	LiDAR	0.305	0.517	0.290	0.500	0.316	0.368	0.453
CenterFusion [24]	Camera & Radar	0.326	0.631	0.261	0.516	0.614	0.115	0.449
CenterPoint [43]	Camera & LiDAR & Radar	0.671	0.249	0.236	0.350	0.250	0.136	0.714
MonoDIS [31]	Camera	0.304	0.738	0.263	0.546	1.553	0.134	0.384
CenterNet [45]	Camera	0.338	0.658	0.255	0.629	1.629	0.142	0.400
FCOS3D [37]	Camera	0.358	0.690	0.249	0.452	1.434	<b>0.124</b>	0.428
PGD [38]	Camera	0.386	0.626	0.245	0.451	1.509	0.127	0.448
PETR [19]	Camera	<b>0.434</b>	0.641	0.248	0.437	0.894	0.143	0.481
BEVDet [13]	Camera	0.422	<b>0.529</b>	<b>0.236</b>	0.395	0.979	0.152	0.482
<b>BEVDet4D</b>	Camera	0.419	0.535	0.240	<b>0.376</b>	<b>0.420</b>	0.132	<b>0.539</b>
DD3D† [26]	Camera	0.418	0.572	0.249	0.368	1.014	0.124	0.477
DETR3D† [39]	Camera	0.386	0.626	0.245	0.394	0.845	0.133	0.479
PETR† [19]	Camera	0.441	0.593	0.249	0.383	0.808	0.132	0.504

independent sample. By default, the inference acceleration method proposed in BEVDet [13] is applied.

## 4.2. Benchmark Results

### 4.2.1 nuScenes `val` set

We comprehensively compare the proposed BEVDet4D with the baseline method BEVDet [13] and other paradigms like FCOS3D [37], PGD [38], DETR3D [39] and PETR [19]. Their numbers of parameters, computational budget, inference speed, and accuracy on the nuScenes `val` set are all listed in Tab. 1. Some state-of-the-art methods with other sensors are also listed for comparison like LiDAR-based method CenterPoint [43] and radar-based method CenterFusion [24].

The high-speed version dubbed BEVDet4D-Tiny scores 45.3% NDS on nuScenes `val` set, which exceeds the baseline (*i.e.* BEVDet [13] with 39.2% NDS) by a large margin of +6.1% NDS. The improvement in the composite indicator NDS mainly derives from the reduction of the orientation error, the velocity error, and the attribute error. Specifically, benefitting from the well-designed BEVDet4D paradigm, the velocity error is significantly decreased by 52.8% from BEVDet-Tiny 0.909 mAVE to BEVDet4D-Tiny 0.429 mAVE. For the first time, the precision of the velocity prediction in the camera-based methods notably exceeds the CenterFusion [24] 0.540 mAVE, who relies on the multi-sensor fusion with camera and radar for high precision in this aspect. With respect to the orientation prediction, the proposed method also reduces the error in this aspect by -3.8% from BEVDet-Tiny 0.523 mAOE to BEVDet4D-Tiny 0.503 mAOE. This is because the orientation and velocity of the targets are strong-coupled. Analogously, the attribute error is reduced by -15.8% from BEVDet-Tiny 0.247 mAAE to BEVDet4D-Tiny 0.208 mAAE.

While upgrading the paradigm to BEVDet4D-Base analogous to BEVDet-Base [13], the promotion on the baseline

is slightly narrowed to +4.3% on the composite indicator NDS from BEVDet-Base 47.2% NDS to BEVDet4D-Base 51.5% NDS. With test time augmentation, we further push the performance boundary to 52.4% NDS. It is worth noting that, thanks to the few framework adjustments, BEVDet4D achieves the aforementioned performance improvement at the cost of negligible extra inference latency.

### 4.2.2 nuScenes `test` set

For the nuScenes `test` set, we train the 4DBEVDet-Base configuration on the `train` and `val` sets. A single model with test time augmentation is adopted. As listed in Tab. 2, BEVDet4D ranks first on the nuScenes vision-based 3D objection leader board with a score of 53.9% NDS, substantially surpassing the previous leading method BEVDet [13] by +5.7% NDS. This also significantly exceeds those relied on additional data for pre-training like DD3D [26], DETR3D [39], and PETR [19]. With respect to the ability of generalization, the previous leading method BEVDet [13] has merely +0.5% performance growth from `val` set 47.7% NDS to `test` set 48.2% NDS. However, with the same configuration, the performance growth of BEVDet4D is +1.5% NDS. This indicates that exploiting temporal cues in BEVDet4D can also help improve the models' generalization performance.

## 4.3. Ablation Studies

### 4.3.1 Road Map of Building BEVDet4D

In this subsection, we empirically show how the robust performance of BEVDet4D is built. BEVDet-Tiny [13] without acceleration is adopted as a baseline. The alignment operation in BEVDet4D is conducted within the view transformer. The results of different configurations are listed in Tab. 3. Some key factors are discussed one by one in the following.

Directly concatenate the current frame feature with the previous one in configuration Tab. 3 (A), the overall perfor-

Table 3: Results of ablation study on the nuScenes val set. Extra denotes the extra BEV encoder.

Methods	Align	Target	Extra	VelWeight	mAP $\uparrow$	NDS $\uparrow$	mATE $\downarrow$	mASE $\downarrow$	mAOE $\downarrow$	mAVE $\downarrow$	mAAE $\downarrow$	#param.	GFLOPs	FPS
BEVDet		Speed		0.2	0.312	0.392	0.691	0.272	0.523	0.909	0.247	52.5M	215.3	7.8
A		Speed		0.2	0.296	0.376	0.711	0.274	0.501	1.544	0.234	52.6M	215.9	7.8
B	✓	Speed		0.2	0.321	0.393	<b>0.672</b>	<u>0.272</u>	0.525	1.186	0.215	52.6M	215.9	7.8
C	✓	Offset		0.2	0.320	0.440	0.697	0.274	0.514	<u>0.479</u>	0.229	52.6M	215.9	7.8
D	✓	Offset	✓	0.2	<b>0.323</b>	<u>0.449</u>	<u>0.680</u>	0.274	<b>0.480</b>	<u>0.479</u>	<u>0.209</u>	53.6M	222.0	7.7
E	✓	Offset	✓	1.0	<u>0.322</u>	<b>0.452</b>	0.685	<b>0.271</b>	<u>0.496</u>	<b>0.435</b>	<b>0.201</b>	53.6M	222.0	7.7

Table 4: Ablation study for the precision degeneration of the interpolation operation on the nuScenes val set.

Configuration	BEV Resolution	Align	mAP $\uparrow$	NDS $\uparrow$	mATE $\downarrow$	mASE $\downarrow$	mAOE $\downarrow$	mAVE $\downarrow$	mAAE $\downarrow$	#param.	GFLOPs	FPS
A	0.8m $\times$ 0.8m	Within	0.320	0.440	0.697	0.274	0.514	0.479	0.229	52.6M	215.9	7.8
B	0.8m $\times$ 0.8m	After	0.313	0.438	0.685	0.273	0.529	0.499	0.205	52.6M	215.9	15.6
C	0.4m $\times$ 0.4m	Within	0.326	0.452	0.651	0.273	0.455	0.516	0.216	52.6M	215.9	5.5
D	0.4m $\times$ 0.4m	After	0.327	0.453	0.657	0.271	0.463	0.497	0.219	52.6M	215.9	10.0

mance drops from 39.2% NDS to 37.6% NDS by -1.6%. This modification degrades the models’ performance, especially on the translation and the velocity aspects. We conjecture that, due to the ego-motion, the positional shift of the same static object between the two candidate features will confuse the following modules’ judgment of the object position. With respect to the moving object, it is more complicated for the modules to judge out the velocity target defined in the current frame’s ego coordinate system [13] from the positional shift between the two candidate features which is described in Eq. 1. To achieve this, the module needs to remove the fraction of ego-motion from this positional shift and consider the time factor.

With alignment operation in configuration Tab. 3 (B), we enable the modules to utilize the position-aligned candidate features to make better perceptions of the static targets. Besides, the velocity predicting task is simplified by removing the fraction of the ego-motion. As result, the translation error is reduced by -5.4% to 0.672, which has surpassed the baseline configuration with a translation error of 0.691. Besides, the velocity error is also reduced by -23.2%. However, the velocity error is still larger than that of the baseline configuration. We conjecture that the distribution of the positional shift is far from that of the velocity due to the inconsistent time duration between the two adjacent frames.

By further removing the time factor in configuration Tab. 3 (C), we let the module directly predict the targets’ positional shift in two candidate features. This modification successfully simplifies the learning targets and makes the trained module more robust on the validation set. The velocity error is thus further reduced by a large margin of -59.6% to 0.479, which is just 52.7% of the original BEVDet [13].

In configuration Tab. 3 (D), we apply an extra BEV encoder before concatenating the two candidate features. This will slightly enlarge the computational budget by 2.8%. The change of inference speed is negligible. However, this mod-

ification offers comprehensive improvement on the baseline (*i.e.*, Tab. 3 (C)). The overall performance is thus improved by +0.9% NDS from 44.0% to 44.9%. By adjusting the loss weight of velocity prediction in the training process, configuration Tab. 3 (E) further reduces the velocity error to 0.435.

#### 4.3.2 Precision Degeneration of the Interpolation operation

We use configuration Tab. 3 (C) to exploit the precision degeneration of the interpolation operation. Several ablation configurations are constructed in Tab. 4 to study the factors including the BEV resolution and the interpolation operation. When a low BEV resolution of 0.8m $\times$ 0.8m is applied, we observed a slight drop in velocity precision from configuration Tab. 4 (A) 0.479 mAVE to (B) 0.499 mAVE. This indicates that aligning the feature map after the view transformation with interpolation operation will introduce systematic error. However, the precondition of acceleration in BEVDet [13] can be maintained in configuration Tab. 4 (B). Benefitting from the acceleration method, the inference speed can be scaled up to 15.6 FPS, which is twice that of the configuration Tab. 4 (A).

When a high BEV resolution of 0.4m $\times$ 0.4m is applied, the performance difference between aligning within the view transformation and aligning after view transformation with interpolation operation is negligible (*i.e.* Tab. 4 (C) with 45.2 NDS *v.s.* Tab. 4 (D) with 45.3 NDS). High BEV resolution can help reduce the precision degeneration caused by the interpolation operation. Besides, from the perspective of inference acceleration, conducting aligning operations within the view transformation is deprecated in this paper.

Table 5: Ablation study for the position of temporal fusion in BEVDet4D on the nuScenes val set.

Methods	Configuration	Position	mAP $\uparrow$	NDS $\uparrow$	mATE $\downarrow$	mASE $\downarrow$	mAOE $\downarrow$	mAVE $\downarrow$	mAAE $\downarrow$
BEVDet[13]	-	-	0.312	0.392	0.691	<b>0.272</b>	0.523	0.909	0.247
BEVDet4D	A	Before Extra BEV Encoder	0.320	0.442	0.687	0.277	0.519	0.480	0.214
BEVDet4D	B	After Extra BEV Encoder	<b>0.323</b>	<b>0.453</b>	<b>0.674</b>	<b>0.272</b>	<b>0.503</b>	<b>0.429</b>	<b>0.208</b>
BEVDet4D	C	After BEV Encoder	0.311	0.394	0.720	0.274	0.536	0.838	0.245

### 4.3.3 The Position of the Temporal Fusion

It is not trivial to select the position of the temporal fusion in the BEVDet4D framework. We compare some typical positions in Tab. 5 to study this problem. Among all configurations, conducting temporal fusion after the extra BEV encoder in configuration Tab. 5 (B) is the most applicable one with the lowest velocity error of 0.429 mAVE. When bringing forward the temporal fusion in configuration Tab. 5 (A), the velocity error is increased by +11.9% to 0.480 mAVE. This indicates that the BEV feature generated by the view transformer is too coarse to be directly applied. An extra BEV encoder before temporal fusion can help alleviate this problem. When we postpone the temporal fusion to the back of the BEV encoder in configuration Tab. 5 (C), the overall performance degenerates to 39.4% NDS which is close to the baseline BEVDet [13] with 39.2% NDS. More precisely, the feature from the previous frame helps slightly reduce the velocity error from 0.909 mAVE to 0.838 but increases the translation error from 0.691 mATE to 0.720 mATE. This indicates that the BEV encoder plays an important role in effectuating the proposed BEVDet4D paradigm by resisting the positional misleading from the previous frame feature and estimating the velocity from the difference between the two candidate features.

## 5. Conclusion

In this paper, we propose BEVDet4D to lift the scalable BEVDet [13] from spatial-only 3D space to spatial-temporal 4D space. BEVDet4D retains the elegance of BEVDet while substantially pushing the performance in multi-camera 3D object detection, particularly in the velocity prediction aspect. This is achieved by enabling the models to access the temporal cues with the BEV features from two adjacent frames and removing the factors of ego-motion and time in velocity prediction. Future works will focus on the design of framework and paradigm for more actively mining the temporal cues. Besides, multi-task learning in spatial-temporal 4D space with BEVDet4D is also another promising direction for substantially pushing the performance in this area.

## References

- [1] Garrick Brazil, Gerard Pons-Moll, Xiaoming Liu, and Bernt Schiele. Kinematic 3D Object Detection in Monocular Video. In *Proceedings of the European Conference on Computer Vision*, pages 135–152. Springer, 2020.
- [2] Holger Caesar, Varun Bankiti, Alex H Lang, Sourabh Vora, Venice Erin Liong, Qiang Xu, Anush Krishnan, Yu Pan, Giancarlo Baldan, and Oscar Beijbom. nuScenes: A multi-modal dataset for autonomous driving. In *Proceedings of the IEEE Conference on Computer Vision and Pattern Recognition*, pages 11621–11631, 2020.
- [3] Nicolas Carion, Francisco Massa, Gabriel Synnaeve, Nicolas Usunier, Alexander Kirillov, and Sergey Zagoruyko. End-to-End Object Detection with Transformers. In *Proceedings of the European Conference on Computer Vision*, pages 213–229. Springer, 2020.
- [4] Yihong Chen, Yue Cao, Han Hu, and Liwei Wang. Memory Enhanced Global-Local Aggregation for Video Object Detection. In *Proceedings of the IEEE Conference on Computer Vision and Pattern Recognition*, pages 10337–10346, 2020.
- [5] MMDetection3D Contributors. MMDetection3D: OpenMMLab next-generation platform for general 3D object detection. <https://github.com/open-mmlab/mmdetection3d>, 2020.
- [6] Hanming Deng, Yang Hua, Tao Song, Zongpu Zhang, Zhengui Xue, Ruhui Ma, Neil Robertson, and Haibing Guan. Object Guided External Memory Network for Video Object Detection. In *Proceedings of the International Conference on Computer Vision*, pages 6678–6687, 2019.
- [7] Jiajun Deng, Yingwei Pan, Ting Yao, Wengang Zhou, Houqiang Li, and Tao Mei. Relation Distillation Networks for Video Object Detection. In *Proceedings of the International Conference on Computer Vision*, pages 7023–7032, 2019.
- [8] Alexey Dosovitskiy, Philipp Fischer, Eddy Ilg, Philip Hausser, Caner Hazirbas, Vladimir Golkov, Patrick Van Der Smagt, Daniel Cremers, and Thomas Brox. FlowNet: Learning Optical Flow with Convolutional Networks. In *Proceedings of the International Conference on Computer Vision*, pages 2758–2766, 2015.
- [9] Andreas Geiger, Philip Lenz, and Raquel Urtasun. Are we ready for Autonomous Driving? The KITTI Vision Benchmark Suite. In *Proceedings of the IEEE Conference on Computer Vision and Pattern Recognition*, 2012.
- [10] Vitor Guizilini, Rares Ambrus, Sudeep Pillai, Allan Raventos, and Adrien Gaidon. 3D Packing for Self-Supervised Monocular Depth Estimation. In *Proceedings of the IEEE*



- Conference on Computer Vision and Pattern Recognition*, pages 2485–2494, 2020.
- [11] Kaiming He, Xiangyu Zhang, Shaoqing Ren, and Jian Sun. Deep Residual Learning for Image Recognition. In *Proceedings of the IEEE Conference on Computer Vision and Pattern Recognition*, pages 770–778, 2016.
  - [12] Sepp Hochreiter and Jürgen Schmidhuber. Long short-term memory. *Neural computation*, 9(8):1735–1780, 1997.
  - [13] Junjie Huang, Guan Huang, Zheng Zhu, and Dalong Du. BEVDet: High-performance Multi-camera 3D Object Detection in Bird-Eye-View. *arXiv preprint arXiv:2112.11790*, 2021.
  - [14] Abhinav Kumar, Garrick Brazil, and Xiaoming Liu. GrooMeD-NMS: Grouped Mathematically Differentiable NMS for Monocular 3D Object Detection. In *Proceedings of the IEEE Conference on Computer Vision and Pattern Recognition*, pages 8973–8983, 2021.
  - [15] Alex H Lang, Sourabh Vora, Holger Caesar, Lubing Zhou, Jiong Yang, and Oscar Beijbom. PointPillars: Fast Encoders for Object Detection from Point Clouds. In *Proceedings of the IEEE Conference on Computer Vision and Pattern Recognition*, pages 12697–12705, 2019.
  - [16] Tsung-Yi Lin, Michael Maire, Serge Belongie, James Hays, Pietro Perona, Deva Ramanan, Piotr Dollár, and C Lawrence Zitnick. Microsoft COCO: Common Objects in Context. In *Proceedings of the European Conference on Computer Vision*, pages 740–755. Springer, 2014.
  - [17] Mason Liu and Menglong Zhu. Mobile Video Object Detection with Temporally-Aware Feature Maps. In *Proceedings of the IEEE Conference on Computer Vision and Pattern Recognition*, pages 5686–5695, 2018.
  - [18] Mason Liu, Menglong Zhu, Marie White, Yinxiao Li, and Dmitry Kalenichenko. Looking Fast and Slow: Memory-Guided Mobile Video Object Detection. *arXiv preprint arXiv:1903.10172*, 2019.
  - [19] Yingfei Liu, Tiancai Wang, Xiangyu Zhang, and Jian Sun. PETR: Position Embedding Transformation for Multi-View 3D Object Detection. *arXiv preprint arXiv:2203.05625*, 2022.
  - [20] Zongdai Liu, Dingfu Zhou, Feixiang Lu, Jin Fang, and Liangjun Zhang. AutoShape: Real-Time Shape-Aware Monocular 3D Object Detection. In *Proceedings of the International Conference on Computer Vision*, pages 15641–15650, 2021.
  - [21] Ilya Loshchilov and Frank Hutter. DECOUPLED WEIGHT DECAY REGULARIZATION. In *Proceedings of the International Conference on Learning Representations*, 2019.
  - [22] Yongyi Lu, Cewu Lu, and Chi-Keung Tang. Online Video Object Detection using Association LSTM. In *Proceedings of the International Conference on Computer Vision*, pages 2344–2352, 2017.
  - [23] Yan Lu, Xinzhu Ma, Lei Yang, Tianzhu Zhang, Yating Liu, Qi Chu, Junjie Yan, and Wanli Ouyang. Geometry Uncertainty Projection Network for Monocular 3D Object Detection. In *Proceedings of the International Conference on Computer Vision*, pages 3111–3121, 2021.
  - [24] Ramin Nabati and Hairong Qi. CenterFusion: Center-based Radar and Camera Fusion for 3D Object Detection. In *Proceedings of the IEEE/CVF Winter Conference on Applications of Computer Vision*, pages 1527–1536, 2021.
  - [25] Bowen Pan, Jiankai Sun, Ho Yin Tiga Leung, Alex Andonian, and Bolei Zhou. Cross-View Semantic Segmentation for Sensing Surroundings. *IEEE Robotics and Automation Letters*, 5(3):4867–4873, 2020.
  - [26] Dennis Park, Rares Ambrus, Vitor Guizilini, Jie Li, and Adrien Gaidon. Is Pseudo-Lidar needed for Monocular 3D Object detection? In *Proceedings of the International Conference on Computer Vision*, pages 3142–3152, 2021.
  - [27] Jonah Philion and Sanja Fidler. Lift, Splat, Shoot: Encoding Images from Arbitrary Camera Rigs by Implicitly Unprojecting to 3D. In *Proceedings of the European Conference on Computer Vision*, pages 194–210. Springer, 2020.
  - [28] Cody Reading, Ali Harakeh, Julia Chae, and Steven L Waslander. Categorical Depth Distribution Network for Monocular 3D Object Detection. In *Proceedings of the IEEE Conference on Computer Vision and Pattern Recognition*, pages 8555–8564, 2021.
  - [29] Thomas Roddick and Roberto Cipolla. Predicting Semantic Map Representations from Images using Pyramid Occupancy Networks. In *Proceedings of the IEEE Conference on Computer Vision and Pattern Recognition*, pages 11138–11147, 2020.
  - [30] Olga Russakovsky, Jia Deng, Hao Su, Jonathan Krause, Sanjeev Satheesh, Sean Ma, Zhiheng Huang, Andrej Karpathy, Aditya Khosla, Michael Bernstein, et al. ImageNet Large Scale Visual Recognition Challenge. *International Journal of Computer Vision*, 115(3):211–252, 2015.
  - [31] Andrea Simonelli, Samuel Rota Buló, Lorenzo Porzi, Manuel López-Antequera, and Peter Kontschieder. Disentangling Monocular 3D Object Detection. In *Proceedings of the International Conference on Computer Vision*, pages 1991–1999, 2019.
  - [32] Pei Sun, Henrik Kretschmar, Xerxes Dotiwalla, Aurelien Chouard, Vijaysai Patnaik, Paul Tsui, James Guo, Yin Zhou, Yuning Chai, Benjamin Caine, et al. Scalability in Perception for Autonomous Driving: Waymo Open Dataset. In *Proceedings of the IEEE Conference on Computer Vision and Pattern Recognition*, pages 2446–2454, 2020.
  - [33] Zhi Tian, Chunhua Shen, Hao Chen, and Tong He. FCOS: Fully Convolutional One-Stage Object Detection. In *Proceedings of the International Conference on Computer Vision*, pages 9627–9636, 2019.
  - [34] Ashish Vaswani, Noam Shazeer, Niki Parmar, Jakob Uszkoreit, Llion Jones, Aidan N Gomez, Łukasz Kaiser, and Illia Polosukhin. Attention is All you Need. *Advances in Neural Information Processing Systems*, 30, 2017.
  - [35] Li Wang, Liang Du, Xiaoqing Ye, Yanwei Fu, Guodong Guo, Xiangyang Xue, Jianfeng Feng, and Li Zhang. Depth-conditioned Dynamic Message Propagation for Monocular 3D Object Detection. In *Proceedings of the IEEE Conference on Computer Vision and Pattern Recognition*, pages 454–463, 2021.
  - [36] Li Wang, Li Zhang, Yi Zhu, Zhi Zhang, Tong He, Mu Li, and Xiangyang Xue. Progressive Coordinate Transforms for

- Monocular 3D Object Detection. In *Advances in Neural Information Processing Systems*, 2021.
- [37] Tai Wang, Xinge Zhu, Jiangmiao Pang, and Dahua Lin. FCOS3D: Fully Convolutional One-Stage Monocular 3D Object Detection. *arXiv preprint arXiv:2104.10956*, 2021.
  - [38] Tai Wang, Xinge Zhu, Jiangmiao Pang, and Dahua Lin. Probabilistic and Geometric Depth: Detecting Objects in Perspective. *arXiv preprint arXiv:2107.14160*, 2021.
  - [39] Yue Wang, Vitor Guizilini, Tianyuan Zhang, Yilun Wang, Hang Zhao, and Justin Solomon. DETR3D: 3D Object Detection from Multi-view Images via 3D-to-2D Queries. *arXiv preprint arXiv:2110.06922*, 2021.
  - [40] Yan Yan, Yuxing Mao, and Bo Li. SECOND: Sparsely Embedded Convolutional Detection. *Sensors*, 18(10):3337, 2018.
  - [41] Weixiang Yang, Qi Li, Wenxi Liu, Yuanlong Yu, Yuexin Ma, Shengfeng He, and Jia Pan. Projecting Your View Attentively: Monocular Road Scene Layout Estimation via Cross-View Transformation. In *Proceedings of the IEEE Conference on Computer Vision and Pattern Recognition*, pages 15536–15545, 2021.
  - [42] Wenfei Yang, Bin Liu, Weihai Li, and Nenghai Yu. Tracking Assisted Faster Video Object Detection. In *2019 IEEE International Conference on Multimedia and Expo (ICME)*, pages 1750–1755, 2019.
  - [43] Tianwei Yin, Xingyi Zhou, and Philipp Krahenbuhl. Center-based 3D Object Detection and Tracking. In *Proceedings of the IEEE Conference on Computer Vision and Pattern Recognition*, pages 11784–11793, 2021.
  - [44] Yunpeng Zhang, Jiwen Lu, and Jie Zhou. Objects are Different: Flexible Monocular 3D Object Detection. In *Proceedings of the IEEE Conference on Computer Vision and Pattern Recognition*, pages 3289–3298, 2021.
  - [45] Xingyi Zhou, Dequan Wang, and Philipp Krähenbühl. Objects as Points. *arXiv preprint arXiv:1904.07850*, 2019.
  - [46] Yunsong Zhou, Yuan He, Hongzi Zhu, Cheng Wang, Hongyang Li, and Qinhong Jiang. Monocular 3D Object Detection: An Extrinsic Parameter Free Approach. In *Proceedings of the IEEE Conference on Computer Vision and Pattern Recognition*, pages 7556–7566, 2021.
  - [47] Benjin Zhu, Zhengkai Jiang, Xiangxin Zhou, Zeming Li, and Gang Yu. Class-balanced Grouping and Sampling for Point Cloud 3D Object Detection. *arXiv preprint arXiv:1908.09492*, 2019.
  - [48] Xizhou Zhu, Jifeng Dai, Lu Yuan, and Yichen Wei. Towards High Performance Video Object Detection. In *Proceedings of the IEEE Conference on Computer Vision and Pattern Recognition*, pages 7210–7218, 2018.
  - [49] Xizhou Zhu, Yujie Wang, Jifeng Dai, Lu Yuan, and Yichen Wei. Flow-Guided Feature Aggregation for Video Object Detection. In *Proceedings of the International Conference on Computer Vision*, pages 408–417, 2017.
  - [50] Zhikang Zou, Xiaoqing Ye, Liang Du, Xianhui Cheng, Xiao Tan, Li Zhang, Jianfeng Feng, Xiangyang Xue, and Errui Ding. The Devil Is in the Task: Exploiting Reciprocal Appearance-Localization Features for Monocular 3D Object Detection. In *Proceedings of the International Conference on Computer Vision*, pages 2713–2722, 2021.