

Hypergraph Convolutional Networks via Equivalency between Hypergraphs and Undirected Graphs

Jiying Zhang^{*12} Fuyang Li^{*1} Xi Xiao¹ Tingyang Xu² Yu Rong² Junzhou Huang³ Yatao Bian²

Abstract

As a powerful tool for modeling complex relationships, hypergraphs are gaining popularity from the graph learning community. However, commonly used frameworks in deep hypergraph learning focus on hypergraphs with *edge-independent vertex weights* (EIVWs), without considering hypergraphs with *edge-dependent vertex weights* (EDVWs) that have more modeling power. To compensate for this, in this paper, we present General Hypergraph Spectral Convolution (GHSC), a general learning framework that not only can handle EDVW and EIVW hypergraphs, but more importantly, enables theoretically explicitly utilizing the existing powerful Graph Convolutional Neural Networks (GCNNs) such that largely ease the design of Hypergraph Neural Networks. In this framework, the graph Laplacian of the given undirected GCNNs is replaced with a unified hypergraph Laplacian that incorporates vertex weight information from a random walk perspective by equating our defined generalized hypergraphs with simple undirected graphs. Extensive experiments from various domains including social network analysis, visual objective classification, protein learning demonstrate that the proposed framework can achieve state-of-the-art performance.

Jiang et al., 2019; Huang & Yang, 2021; Zhang et al., 2021). Hypergraph is capable of modeling high-order complex relationships that a simple graph fails to capture, making it a great potential for solving real-world problems (Chien et al., 2021; Benson et al., 2016; 2017).

The topology of the hypergraph is embedded in vertex weights, (a generalized incident matrix), which can be roughly divided into two categories: edge-independent and edge-dependent (Chitra & Raphael, 2019; Hayashi et al., 2020), depending on whether the vertex weights are related to the incident hyperedges or not (EDVW-hypergraph implies that each vertex v is assigned a weight $q_e(v) \in \mathbb{R}$ for each incident hyperedge e). Many hypergraph neural networks have been proposed (Feng et al., 2019; Jiang et al., 2019; Yadati, 2020; Huang & Yang, 2021) to handle EIVW-hypergraph. Yet, a rigorous investigation of EDVW-hypergraph is still lacking, even though they enjoy greater expressive power (Ding & Yilmaz, 2010; Huang et al., 2010; Li et al., 2018a; Zhang et al., 2018).

There exists several heuristic message passing frameworks for EIVW-hypergraph learning (Huang & Yang, 2021; Chien et al., 2021). However, their frameworks required careful design and take no advantage of the existing graph learning algorithms. We thus aim in this paper to develop a general framework that can utilize existing GNNs to handle both EDVW and EIVW hypergraphs. We are devoted to spectral-based methods, which are considered to be robust and allow for simple model property analysis in simple graph learning (Wu et al., 2020).

1. Introduction

Hypergraphs, whose edges link to the arbitrary number of vertices, attract much attention recently from researchers in the graph learning community (Feng et al., 2019;

From a random walk perspective, the focus in previous works (Chitra & Raphael, 2019) has been on transforming the EIVW-hypergraph and EDVW-hypergraph into respective undigraphs and digraphs in order to handle hypergraphs. Based on it, one can directly use the digraph Neural Networks to learn hypergraphs via this well-established equivalence induced Laplacian. Despite this, most convolutional algorithms for digraphs are more or less related to undirected graphs (Monti et al., 2018; Li et al., 2020; Ma et al., 2019; Tong et al., 2020). Essentially, they transform digraphs to undigraphs with various techniques due to the difficulties of directed graph Laplacian. An arguably more succinct way for hyper-

^{*}Equal contribution ¹Department of Shenzhen International Graduate School, University of Tsinghua, Shenzhen, China ²Tencent AI-Lab, Shenzhen, China ³University of Texas, Arlington, America. Correspondence to: Jiying Zhang <zhangjiy20@mails.tsinghua.edu.cn>, Xi Xiao <xiaox@sz.tsinghua.edu.cn>, Yatao Bian <yatao.bian@gmail.com>.

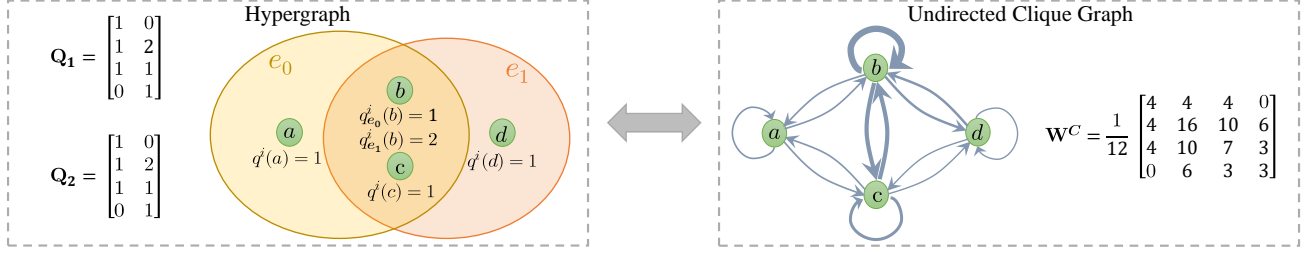


Figure 1: An example of hypergraph and its equivalent weighted undirected graph ($\mathbf{W}^C = (\mathbf{W}^C)^\top$), where $q^i(\cdot) = Q_i(\cdot, e)$, $i \in \{1, 2\}$. Here, $\mathbf{Q}_1 = \mathbf{Q}_2$ are both edge-dependent. The characteristics of the hypergraph are encoded in the weighted incidence matrices (i.e. vertex weights) $\mathbf{Q}_1, \mathbf{Q}_2$. $\mathbf{W}^C := \mathbf{Q}_2 \mathbf{D}_e^{-1} \mathbf{Q}_2^\top$ denotes the edge-weight matrix of the clique graph and can be viewed as the embedding of high-order relationships.

graph learning is to use undigraph convolutional networks via transforming hypergraphs to undigraphs. Compared to digraphs, the undigraph convolutional networks have been extensively studied and there exist various effective strategies for analyzing their theoretical properties, to name a few (Kipf & Welling, 2017b; Chen et al., 2020; Zhu & Koniusz, 2021; Zhao & Akoglu, 2020; Wu et al., 2020). It remains unclear, however, whether EDVW-hypergraphs can be made equivalent to undigraphs in a principled manner, which is a major obstacle to this promising prospect.

In this paper, we investigate the equivalence condition between hypergraphs and undigraphs (Thm.2.5) by defining a unified random walk and a generalized hypergraph that contains vertex weights. Then a unified Laplacian that embeds vertex weights is derived from the equivalence condition and is applied to replace the graph Laplacian of existing GCNNs for constructing the GHSC framework. Therefore, GHSC framework is capable of handling both EDVWs and EIVWs. Experimental results on EIVW and EDVW hypergraphs indicate that our framework achieves the best performance among all baselines, demonstrating the effectiveness and generalizability of our methodology. We highlight our main contributions below:

1) We define a generalized hypergraph capturing EDVWs via designing a two-step unified random walk. Moreover, we construct the equivalency conditions between the generalized hypergraph and corresponding undigraph, leading to a unified Laplacian that embeds the information of EDVWs. 2) We propose a General Hypergraph Spectral Convolution framework named GHSC, that can utilize existing graph neural networks for both EIVW and EDVW hypergraph learning via replacing the graph Laplacian with the unified Laplacian.

3) Extensive experiments across various domains (social network analysis, visual objective, and protein classification) demonstrate the generalization and effectiveness of the proposed methods on EIVW-hypergraph and EDVW-hypergraph learning tasks. Notably, we are the first to adopt EDVW-hypergraphs for protein structure modeling and achieve a significant performance boost.

All proof and remarks are relegated to the Appendix.

2. The Theory of Equivalence

Notations.

$\mathbf{I} \in \mathbb{R}^{n \times n}$ denotes the identity matrix, and $\mathbf{1} \in \mathbb{R}^n$ represents the vector with ones in each component. We use boldface letter $\mathbf{x} \in \mathbb{R}^n$ to indicate an n -dimensional vector, where $x(i)$ is the i^{th} entry of \mathbf{x} .

We use a boldface capital letter $\mathbf{A} \in \mathbb{R}^{m \times n}$ to denote an m by n matrix and use $A(i, j)$ to denote its ij^{th} entry.

Let $\mathcal{G}(\mathcal{V}, \mathcal{E}, \omega)$ be a graph with vertex set \mathcal{V} , edge set \mathcal{E} , and edge weights ω . Let $\mathcal{H}(\mathcal{V}, \mathcal{E}, \mathbf{W}, \mathbf{Q})$ be the hypergraph with vertex set \mathcal{V} , edge set \mathcal{E} . Let $w(e)$ denote the weight of hyperedge e . $\mathbf{W} \in \mathbb{R}^{|\mathcal{E}| \times |\mathcal{E}|}$ is the edge-weights diagonal matrix with entries $W(e, e) = w(e)$. \mathbf{Q} denotes edge-vertex-weights matrix with entries $Q(u, e) = q_e(u) \in \mathbb{R}$ if $u \in e$ and 0 if $u \notin e$. \mathbf{Q} is said to be *edge-independent* if $q_e(u) = q(u) \in \mathbb{R}$ for all $e \ni u$, and called *edge-dependent* otherwise (Chitra & Raphael, 2019). If $q_e(u)$ equals to 1 for all linked u and e , \mathbf{Q} would reduce to the binary incident matrix \mathbf{H} , which is widely used to represent the structure of hypergraph (Zhou et al., 2006; Carletti et al., 2021). The matrix \mathbf{Q} can also be viewed as a weighted incident matrix. Note that a graph is a special case of a hypergraph with hyperedge degree $|e| = 2$. We say a hypergraph is connected when its unweighted clique graph (Chitra & Raphael, 2019) is connected and we assume hypergraphs are connected. Throughout this paper, equivalence refers to equivalence between hypergraphs and undigraphs if not otherwise specified.

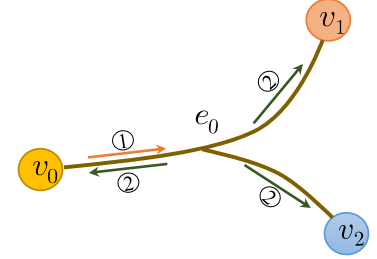


Figure 2: Hypergraph Random Walk. ① denotes the first step and ② represents the second.

2.1. Unified Random Walk and Generalized Hypergraphs

Traditionally, hypergraph random walk is defined by a *two-step* manner (Zhou et al., 2006; Ducournau & Bretto, 2014) (Fig. 2). Then, Chitra & Raphael (2019) raise a new random walk involving the edge-dependent vertex weights into the second step and build the equivalency between EDVW-hypergraphs and digraphs. However, due to the limitation of their hypergraph definition, they fail to answer whether the EDVW-hypergraphs can be equal to undigraphs. So in this part, we integrate the existing two-step random walk methods (Chitra & Raphael, 2019; Carletti et al., 2020; 2021) to obtain a comprehensive *unified random walk* with the vertex weights added into the first step, based on which we further define a generalized hypergraph.

Definition 2.1 (Unified Random Walk on Hypergraphs). The unified random walk on a hypergraph \mathcal{H} is defined in a two-step manner: Given the current vertex u ,

Step I: choose an arbitrary hyperedge e incident to u , with the probability

$$p_1 = \frac{w(e) \sum_{v \in \mathcal{V}} Q_2(v, e) \rho(\sum_{v \in \mathcal{V}} Q_2(v, e)) Q_1(u, e)}{\sum_{e \in \mathcal{E}} w(e) \sum_{v \in \mathcal{V}} Q_2(v, e) \rho(\sum_{v \in \mathcal{V}} Q_2(v, e)) Q_1(u, e)}; \quad (1)$$

Step II: choose an arbitrary vertex v from e , with the probability

$$p_2 = \frac{Q_2(v, e)}{\sum_{v \in \mathcal{V}} Q_2(v, e)}, \quad (2)$$

where $w(e)$ denotes the hyperedge weight; $Q_1(u, e)$ denotes the contribution of hyperedge e to vertex u in the first step while $Q_2(v, e)$ represents the contribution of vertex v to hyperedge e in the second step. $\rho(\cdot)$ is a real-valued function that acts on the degree of the hyperedge and is used to control the random process. We set $\rho = (\cdot)^\sigma$ (power function) for example. For positive values of σ , the hyperedges with larger degree will dominate the random process. Conversely, when σ is negative, hyperedges with small degree are likely to drive the random walk process.

Suppose $\delta(e) := \sum_{v \in \mathcal{V}} Q_2(v, e)$ is the degree of hyperedge, and $d(v) := \sum_{e \in \mathcal{E}} w(e) \delta(e) \rho(\delta(e)) Q_1(v, e)$ is the degree of vertex v . The transition probability of our unified random walk on a hypergraph from vertex u to vertex v is:

$$P(u, v) = \sum_{e \in \mathcal{E}} \frac{w(e) Q_1(u, e) Q_2(v, e) \rho(\delta(e))}{d(u)}. \quad (3)$$

Here, $P(u, v)$ can be written in a $|\mathcal{V}| \times |\mathcal{V}|$ matrix form: $\mathbf{P} = \mathbf{D}_v^{-1} \mathbf{Q}_1 \mathbf{W} \rho(\mathbf{D}_e \mathbf{Q}_2^\top)$, where \mathbf{D}_v , \mathbf{D}_e are diagonal matrices with entries $D_v(v, v) = d(v)$ and $D_e(e, e) = \delta(e)$, respectively. $\rho(\mathbf{D}_e)$ represents the function ρ acting on each element of \mathbf{D}_e . Notably, the ρ is possible to disappear in \mathbf{P} (Appendix G.5).

The two introduced vertex weights \mathbf{Q}_1 and \mathbf{Q}_2 bring the following benefits: i) Providing the theoretical basis to investigate the equivalency between EDVW-hypergraphs and undigraphs. The results showing in Thm. 2.5 suggest that the equivalence depends on the relationship between these two \mathbf{Q} . ii) Modeling the fine-grained high-order information. The two matrices can be constructed heuristically to model the more fine-grained high-order information associated with the first step and the second step of random walk. $\mathbf{Q}_1 \neq \mathbf{Q}_2$ means that the contribution of v to edge e in the in-edge process is different from the out-edge process. Furthermore, the introduced two \mathbf{Q} make the random walk be able to capture the more comprehensive hypergraph information by establishing equivalency to digraphs. (We have built the equivalency between hypergraphs and digraphs in Appendix E). More detailed intuition of our purpose to design $P(u, v)$ can be found in Appendix B.2.

Notably, the existing hypergraph random walk (Zhou et al., 2006; Chitra & Raphael, 2019; Carletti et al., 2020; 2021) can be seen as special cases with specific p_1 , p_2 (see Appendix B.3).

The definition of the random walk is lazy since it allows self-loops ($P(v, v) > 0$). The non-lazy version is provided in Appendix C. Based on the unified random walk, we define the generalized hypergraph as follows.

Definition 2.2 (Generalized Hypergraph). A generalized hypergraph is a hypergraph associated with the unified random walk in Definition 2.1, denoted as $\mathcal{H}(\mathcal{V}, \mathcal{E}, \mathbf{W}, \mathbf{Q}_1, \mathbf{Q}_2)$. Here, \mathbf{Q}_1 , \mathbf{Q}_2 are vertex weights matrices, each of which can be edge-independent or edge-dependent.

The generalized hypergraph is capable of carrying EDVWs and EIVWs information flexibly due the two \mathbf{Q} introduced, laying the foundation for building the equivalence theory.

2.2. Equivalence Between Hypergraphs and Undigraphs

In this part, we investigate the condition under which the generalized hypergraph is equivalent to a weighted undirected clique graph. This makes it possible to utilize undigraphs as low-order encoders of hypergraphs thus enabling hypergraph learning

Edge-independent $\cap (\mathbf{Q}_1 = k\mathbf{Q}_2)$	Edge-independent $\cap (\mathbf{Q}_1 \neq k\mathbf{Q}_2)$
Edge-dependent $\cap (\mathbf{Q}_1 = k\mathbf{Q}_2)$	Edge-dependent $\cap (\mathbf{Q}_1 \neq k\mathbf{Q}_2)$

Figure 3: The division of Equivalency problem (undigraph). The blue box indicates condition (1) in Thm. 2.5 and red box indicates condition (2). The dark blue part is still open yet.

directly from the equivalent undirected graphs by means of undigraph convolutional networks, that is, any undigraph technique can be used as a subroutine for hypergraph learning.

The clique graph of $\mathcal{H}(\mathcal{V}, \mathcal{E}, \mathbf{W}, \mathbf{Q}_1, \mathbf{Q}_2)$ is denoted as \mathcal{G}^C , which is an unweighted graph with vertices \mathcal{V} and edge set $\mathcal{E}_{\mathcal{G}^C} = \{(u, v) : u, v \in e, e \in \mathcal{E}\}$. Actually, \mathcal{G}^C turns all hyperedges into cliques. We first present the definition of the equivalency in connection with Markov chains.

Definition 2.3. (Chitra & Raphael (2019)) Let M_1, M_2 be the Markov chains with the same finite state space, and let \mathbf{P}^{M_1} and \mathbf{P}^{M_2} be their probability transition matrices, respectively. M_1, M_2 are equivalent if $\mathbf{P}_{u,v}^{M_1} = \mathbf{P}_{u,v}^{M_2}$ for all states u and v .

The equivalency between digraph and hypergraph is straightforward and we defer to Appendix E. On the other hand, it is easy to understand that any simple undigraph can be constructed as a special generalized hypergraph, while the converse is not necessarily true. We provide a counterexample in Appendix G.4. This result implies that undigraph convolutional networks can not trivially be extended to generalized hypergraphs. So, we give one of the implicit equations for formulating the equivalency problem to explore the explicit equivalency conditions.

Lemma 2.4. Let $\mathcal{H}(\mathcal{V}, \mathcal{E}, \mathbf{W}, \mathbf{Q}_1, \mathbf{Q}_2)$ denote the generalized hypergraph in Definition 2.2. Let $\mathcal{F}_{(Q_1, Q_2)}(u, v) := \sum_{e \in \mathcal{E}} w(e) \rho(\delta(e)) Q_1(u, e) Q_2(v, e)$ and $\mathcal{T}_{(Q)}(u) := \sum_{e \in \mathcal{E}} w(e) \delta(e) \rho(\delta(e)) Q(u, e)$. When $\mathbf{Q}_1, \mathbf{Q}_2$ satisfies the following equation

$$\begin{aligned} \mathcal{T}_{(Q_2)}(u) \mathcal{T}_{(Q_1)}(v) \mathcal{F}_{(Q_1, Q_2)}(u, v) \\ = \mathcal{T}_{(Q_2)}(v) \mathcal{T}_{(Q_1)}(u) \mathcal{F}_{(Q_1, Q_2)}(v, u), \forall u, v \in \mathcal{V} \end{aligned} \quad (4)$$

there exists a weighted undirected clique graph \mathcal{G}^C such that a random walk on \mathcal{H} is equivalent to a random walk on \mathcal{G}^C with edge weights $\omega(u, v) = \mathcal{T}_{(Q_2)}(u) \mathcal{F}_{(Q_1, Q_2)}(u, v) / \mathcal{T}_{(Q_1)}(u)$ if $\mathcal{T}_{(Q_1)}(u) \neq 0$ and 0 otherwise.

This Lemma suggests a direction to explore the equivalency condition. Any generalized hypergraph composed of the vertex weights $\mathbf{Q}_1, \mathbf{Q}_2$ satisfying Eq. (4) is equivalent to the undirected graph. Next, we derive the explicit condition under which random walks on hypergraphs are equivalent to undigraphs.

Theorem 2.5 (Equivalency between generalized hypergraph and weighted undigraph). Let $\mathcal{H}(\mathcal{V}, \mathcal{E}, \mathbf{W}, \mathbf{Q}_1, \mathbf{Q}_2)$ denote the generalized hypergraph in Definition 2.2. When \mathcal{H} satisfies any of the condition below:

Condition (1): \mathbf{Q}_1 and \mathbf{Q}_2 are both edge-independent;

Condition (2): $\mathbf{Q}_1 = k\mathbf{Q}_2$ ($k \in \mathbb{R}$),

there exists a weighted undirected clique graph \mathcal{G}^C such that a random walk on \mathcal{H} is equivalent to a random walk on \mathcal{G}^C .

It is easy to verify that conditions (1) and (2) satisfy Eq. (4). This theorem brings insights from three aspects: i) **Hypergraph foundation.** The equivalency itself is a fundamental problem and remains open before this work (Agarwal et al., 2006; Chitra & Raphael, 2019). Our conclusion provides more adaptive and explores more essential conditions thanks to the unity of our random walk and the generalization of hypergraph defined (Figure 3). Notably, Chitra & Raphael (2019) shows that the equivalency condition is: $\mathbf{Q}_1 = \mathbf{H}$ and \mathbf{Q}_2 is edge-independent, which can be viewed as a special case of the condition (1), while Theorem 2.5 implies the equivalency is not only related to the dependent relationships between vertex weights and edges, but also to whether the vertex weights used in the first and second step of the unified random walk are proportional. Furthermore, thanks to the introduced \mathbf{Q}_1 in the generalized hypergraph, we can obtain the equivalency between EDVW-hypergraph and undigraph (i.e. condition (2)), filling an important gap in the equivalency theory of EDVW-hypergraph. ii) **Providing a theoretical basis for hypergraph applications.** The condition (2), containing both the edge-independent vertex weights and edge-dependent vertex weights cases which match different hypergraph applications (Ding & Yilmaz, 2010; Zeng et al., 2016; Zhang et al., 2018), provides those with theoretical explanations. The condition (2) also reveals that the existing random walks (Carletti et al., 2020; 2021) on hypergraphs are equivalent to undigraph. iii) **Hypergraph learning.** The equivalent undigraphs can be viewed as the lower-order encoders of hypergraphs. Thus, one can obtain hypergraph representations directly by exploiting the undigraph learning methods. Especially, the condition (2), which implies that an EDVW-hypergraph can be equivalent to an undigraph, gives the theoretical guarantee for learning hypergraphs without losing edge-dependent vertex weights via undigraph neural networks.

Next, we provide the spectral theory for the generalized hypergraphs.

2.3. Unified hypergraph Laplacian and Its Spectral Properties

To build a bridge between spectral convolution and equivalency, we derive the equivalent undirected weighted graph Laplacian based on Lemma 2.4 and Thm 2.5. Then the graph Laplacian can be considered as the Laplacian of generalized hypergraph.

Starting from the deduced Laplacian, it is direct and conve-

nient to construct the spectral convolution for hypergraphs. Formally, we have

Corollary 2.6. *Let $\mathcal{H}(\mathcal{V}, \mathcal{E}, \mathbf{W}, \mathbf{Q}_1, \mathbf{Q}_2)$ be the generalized hypergraph in Definition 2.2. Let $\hat{\mathbf{D}}_v$ be a $|\mathcal{V}| \times |\mathcal{V}|$ diagonal matrix with entries $\hat{D}_v(v, v) := \hat{d}(v) := \sum_{e \in \mathcal{E}} w(e) \delta(e) \rho(\delta(e)) Q_2(v, e)$. No matter \mathcal{H} satisfies condition (1) or condition (2) in Thm. 2.5, it obtains the unified explicit form of stationary distribution π and Laplacian matrix \mathbf{L} as:*

$$\pi = \frac{\mathbf{1}^\top \hat{\mathbf{D}}_v}{\mathbf{1}^\top \hat{\mathbf{D}}_v \mathbf{1}} \text{ and } \mathbf{L} = \mathbf{I} - \hat{\mathbf{D}}_v^{-1/2} \mathbf{Q}_2 \mathbf{W} \rho(\mathbf{D}_e) \mathbf{Q}_2^\top \hat{\mathbf{D}}_v^{-1/2}. \quad (5)$$

There are two observations from Corollary 2.6: (i) This stationary distribution is different from the classical $\pi(v) = d(v)/\sum_v d(v)$ (Zhou et al., 2006), which depends on the vertex degree $d(v)$. Our $\pi(v)$ is related to $\hat{d}(v)$, which means that we cannot trivially extend from classical theory. The detailed proof is deferred to Appendix G.6; (ii) Both π and \mathbf{L} are only related to \mathbf{Q}_2 , independent of \mathbf{Q}_1 , implying possible information loss of \mathbf{Q}_1 under the setting required an asymmetrical two-step random walk (i.e. $\mathbf{Q}_1 \neq \mathbf{Q}_2$) to construct a hypergraph. Meanwhile, \mathbf{L} can be viewed as a normalized Laplacian led by the equivalent undigraph \mathcal{G}^C with adjacency matrix $\mathbf{Q}_2 \mathbf{W} \rho(\mathbf{D}_e) \mathbf{Q}_2^\top$, based on which we can design the EDVW-hypergraph spectral convolutions.

Corollary 2.6 implies that no matter $\mathbf{Q}_1, \mathbf{Q}_2$ are both edge-independent or $\mathbf{Q}_1 = k\mathbf{Q}_2$, we can directly use the Laplacian matrix \mathbf{L} to analyze the spectral properties. The spectral properties of Laplacian (Chung & Graham, 1997) are vital in the research of graph neural networks to design a stable and effective convolution operators. Therefore, we deduce two important conclusions concerning eigenvalues of \mathbf{L} as the basic theory of Laplacian application under the equivalency conditions in Thm. 2.5. One claims the eigenvalues range of \mathbf{L} is $[0, 2]$ (details in Appendix G.7), and the other describes the rate of convergence of our unified random walk listed below (see Appendix G.8), which is important to analyse the property of our GHSC framework in section 3 (details in Appendix F.2).

Corollary 2.7. *Let $\mathcal{H}(\mathcal{V}, \mathcal{E}, \mathbf{W}, \mathbf{Q}_1, \mathbf{Q}_2)$ be the generalized hypergraph in Definition 2.1. When \mathcal{H} satisfies any of two conditions in Thm. 2.5, let \mathbf{L} and π be the hypergraph Laplacian matrix and stationary distribution from Corollary 2.6. Let λ_H denote the smallest nonzero eigenvalue of \mathbf{L} . Assume an initial distribution \mathbf{f} with $f(i) = 1$ ($f(j) = 0, \forall j \neq i$) which means the corresponding walk starts from vertex v_i . Let $\mathbf{p}^{(k)} = \mathbf{f} \mathbf{P}^k$ be the probability distribution after k steps unified random walk where \mathbf{P} denotes the transition matrix, then $p^{(k)}(j)$ denotes the probability of finding the walker in vertex v_j after k steps. We*

have:

$$\left| p^{(k)}(j) - \pi(j) \right| \leq \sqrt{\frac{\hat{d}(j)}{\hat{d}(i)}} (1 - \lambda_H)^k. \quad (6)$$

Equivalence from Transform View. The equivalence can be view as transforming hypergraphs to undigraphs. Noted that condition(1) and (2) both lead to the same graph \mathcal{G}^C with weights $\mathbf{Q}_2 \mathbf{W} \rho(\mathbf{D}_e) \mathbf{Q}_2^\top$, indicating the transform is not an injection, that is, different hypergraphs are possibly mapped to the same graphs. However, this does not prevent it from being a powerful conversion tool suitable for downstream tasks thank the elaboration of unified random walks. Indeed, one can design $\mathbf{Q}_1 = \mathbf{Q}_2$ in practical for alleviating the information loss caused by the transform.

3. Hypergraphs Spectral Convolutions Derived from Undirected GCNNs

Intuitively, there are two possible routes for designing hypergraph deep learning framework: 1. message-passing; 2. spectral-based methods. Message passing has proved to be a powerful tool for extracting information from hypergraphs or graphs. However, on the one hand, researchers usually adopt heuristic ideas to design message-passing models, leading to a lack of theoretical guarantees (Huang & Yang, 2021; Chien et al., 2021). This makes it difficult to analyze properties of corresponding neural networks directly, such as over-smoothing issue (Li et al., 2018b). On the other hand, spectral-based methods not only have a solid foundation in graph signal processing (Kipf & Welling, 2017b; Feng et al., 2019), but also effectively inspires the design of message passing techniques (Xu et al., 2019).

Here, we develop a hypergraph spectral convolutions framework, based on equivalency conditions in Thm. 2.5. As the Laplacian \mathbf{L} enjoys the same formula under any of the two equivalency conditions, algorithms deduced by \mathbf{L} would be adaptive to any generalized hypergraph satisfying Thm. 2.5, including EIVW-hypergraph and EDVW-hypergraph.

General Hypergraph Spectral Convolution Framework. The General Hypergraph Spectral Convolutions (GHSC) is defined as a general end-to-end framework that can utilize any GCNNs as a backbone,

$$Y = g_f(\mathbf{X}, \mathbf{L}) = f(\mathbf{X}, \mathbf{L}_g \leftarrow \mathbf{L}), \quad (7)$$

where \mathbf{L}_g is the graph Laplacian used in undigraph GCNNs f . \leftarrow denotes replacing the graph Laplacian with hypergraph Laplacian \mathbf{L} that defined in Corollary 2.6. Y denotes the output of g_f .

Table 1: Summary of classification accuracy(%) results. We report the average test accuracy and its standard deviation over 10 train-test splits. (OOM: out of memory)

Dataset	Architecture	Cora (co-authorship)	DBLP (co-authorship)	Cora (co-citation)	Pubmed (co-citation)	Citeseer (co-citation)
MLP+HLR	-	59.8±4.7	63.6±4.7	61.0±4.1	64.7±3.1	56.1±2.6
FastHyperGCN	spectral-based	61.1±8.2	68.1±9.6	61.3±10.3	65.7±11.1	56.2±8.1
HyperGCN	spectral-based	63.9±7.3	70.9±8.3	62.5±9.7	68.3±9.5	57.3±7.3
HGNN	spectral-based	63.2±3.1	68.1±9.6	70.9±2.9	66.8±3.7	56.7±3.8
HNHN	message-passing	64.0±2.4	84.4±0.3	41.6±3.1	41.9±4.7	33.6±2.1
HGAT	message-passing	65.4±1.5	OOM	52.2±3.5	46.3±0.5	38.3±1.5
HyperSAGE	message-passing	72.4±1.6	77.4±3.8	69.3±2.7	72.9±1.3	61.8±2.3
UniGNN	message-passing	75.3±1.2	88.8±0.2	70.1±1.4	74.4±1.0	63.6±1.3
H-ChebNet	spectral-based	70.6±2.1	87.9±0.24	69.7±2.0	74.3±1.5	63.5±1.3
H-APPNP	spectral-based	76.4±0.8	89.4±0.18	70.9±0.7	75.3±1.1	64.5±1.4
H-SSGC	spectral-based	72.0±1.2	88.6±0.16	68.8±2.1	74.5±1.3	60.5±1.7
H-GCN	spectral-based	74.8±0.9	89.0±0.19	69.5±2.0	<u>75.4±1.2</u>	62.7±1.2
H-GCNI	spectral-based	<u>76.2±1.0</u>	89.8±0.20	72.5±1.2	75.8±1.1	64.5±1.0

We call these GNNs-induced Hypergraph neural network g_f **H-GNNs**. For example, H-GCN and H-SSGC represent hypergraph NNs induced by the GNN models GCN (Kipf & Welling, 2017b) and SSGC (Zhu & Koniusz, 2021), respectively.

The GHSC holds the following advantages: (1) It can handle both EIVW-hypergraphs and EDVW-hypergraphs via the unified Laplacian \mathbf{L} . (2) The unity of random walk makes it possible to aggregate more fine-grained information. (3) By using the framework, one can take established powerful techniques on undigraphs as a subroutine for hypergraph learning, which would largely ease hypergraph learning in real-world scenarios. (4) The GHSC is a spectral framework that may share the same properties as GCNNs, such as over-smoothing issues (Li et al., 2018b). Specifically, Corollary 2.7 implies that the spectral convolution deduced from the Laplacian \mathbf{L} might suffer from the over-smoothing issues (Chen et al., 2020) (we give an example of analysis in Appendix F.2). This means that the existing solution of the over-smoothing issue also can be extend for hypergraph learning, which leaves for future work.

4. Related Works

Deep learning for hypergraphs.

Many hypergraph deep learning algorithms can essentially be viewed as redefining hypergraph propagation schemes on equivalent clique graph (Agarwal et al., 2006) or its variants (Feng et al., 2019; Yadati et al., 2019; Dong et al., 2020). On the other hand, (Huang & Yang, 2021) and (Chien et al., 2021) propose a message-passing and set function learning framework that covers the MPNN (Gilmer et al., 2017) paradigm. However, these frameworks fail to provide guarantees. Furthermore, they depend on the elaborate design of propagation schemes. It

remains open in deep hypergraph learning are: (i) a framework that can handle EDVW-hypergraphs (ii) a general theoretical framework that can directly utilize the build on the Laplacian of hypergraph.

Graphs Neural Networks. GNNs have received significant attention recently and many successful architectures have been raised for various graph learning tasks (Kipf & Welling, 2017b; Gilmer et al., 2017; Velivcković et al., 2018). Spectral-based GNNs have a solid foundation in graph signal processing (Shuman et al., 2013) and allow for simple model property analysis. There exist many powerful spectral-based models such as ChebNet (Defferrard et al., 2016), GCN (Kipf & Welling, 2017a), SSGC (Zhu & Koniusz, 2021), GCNI (Chen et al., 2020), APPNP (Klicpera et al., 2018). Nevertheless, these methods only employ graphs and not hypergraphs. Fortunately, in our framework, these spectral methods can be extended to hypergraphs.

Equivalence between hypergraphs and graphs. A fundamental problem in the spectral theoretical study of hypergraphs is the equivalency with undigraphs. So far, equivalence is established from two perspectives: the spectrum of Laplacian (Agarwal et al., 2006; Hayashi et al., 2020) or random walk (Chitra & Raphael, 2019). An important application of building up the equivalence between hypergraphs and graphs is to transform hypergraphs to clique graphs (Zhou et al., 2006; Agarwal et al., 2006; Hein et al., 2013; Chitra & Raphael, 2019).

Hypergraph with edge-dependent vertex weights. EDVW-hypergraphs have been widely adopted in machine learning applications, including 3D object classification (Zhang et al., 2018), image segmentation (Ding & Yilmaz, 2010), e-commerce (Li et al., 2018a), image search (Huang et al., 2010), hypergraph clustering (Hayashi et al., 2020), text ranking (Bellaachia & Al-Dhelaan, 2013), etc. However,

Table 2: Test accuracy on visual object classification. Each model we ran 10 random seeds and report the mean \pm standard deviation. BOTH means GVCNN+MVCNN, which represents combining the features or structures to generate multi-modal data.

Datasets	Feature	Structure	HGNN	UniGNN	HGAT	H-ChebNet	H-SSGC	H-APPNP	H-GCN	H-GCNII
NTU	MVCNN	MVCNN	80.11 \pm 0.38	75.25 \pm 0.17	80.40 \pm 0.47	78.04 \pm 0.46	81.23 \pm 0.24	80.16 \pm 0.36	81.37 \pm 0.63	82.01\pm0.39
	GVCNN	GVCNN	84.26 \pm 0.30	84.63 \pm 0.21	84.45 \pm 0.12	83.51 \pm 0.40	84.26 \pm 0.12	84.96 \pm 0.41	85.15\pm0.34	84.34 \pm 0.54
	BOTH	BOTH	83.54 \pm 0.50	84.45 \pm 0.40	84.05 \pm 0.36	83.16 \pm 0.46	84.13 \pm 0.34	83.57 \pm 0.42	84.45 \pm 0.40	85.17\pm0.36
Model-Net40	MVCNN	MVCNN	91.28 \pm 0.11	90.36 \pm 0.10	91.29 \pm 0.15	90.86 \pm 0.29	91.21 \pm 0.11	91.18 \pm 0.21	91.99 \pm 0.16	92.03\pm0.22
	GVCNN	GVCNN	92.53 \pm 0.06	92.88\pm0.10	92.44 \pm 0.11	92.46 \pm 0.15	92.74 \pm 0.04	92.46 \pm 0.09	92.66 \pm 0.10	<u>92.76\pm0.06</u>
	BOTH	BOTH	97.15 \pm 0.14	96.69 \pm 0.07	96.44 \pm 0.15	96.95 \pm 0.09	97.07 \pm 0.07	97.20 \pm 0.14	<u>97.28\pm0.15</u>	97.75\pm0.07

the design of deep learning algorithms for processing EDVW-hypergraphs remains an open question.

Due to the space limit, more discussions on related works are deferred to Appendix A.

5. Empirical Studies

Table 3: Classification accuracy (%) on ModelNet40. The *embedding* means the output representations of MVCNN+GVCNN Extractor.

Methods	input	Accuracy
MVCNN (Feng et al., 2018)	image	90.1
PointNet (Qi et al., 2017a)	point	89.2
PointNet++ (Qi et al., 2017b)	point	90.1
DGCNN (Wang et al., 2019)	point	92.2
InterpCNN (Mao et al., 2019)	point	93.0
SimpleView (Uy et al., 2019)	image	93.6
pAConv (Xu et al., 2021)	point	93.9
HGAT (Ding et al., 2020)	embedding	96.4
UniGNN (Huang & Yang, 2021)	embedding	96.7
HGNN (Feng et al., 2019)	embedding	97.2
H-ChebNet	embedding	97.0
H-SSGC	embedding	97.1
H-APPNP	embedding	97.2
H-GCN	embedding	97.3
H-GCNII	embedding	97.8

We evaluate our proposed methods on three tasks: citation network classification, visual object classification, and fold classification. For simplicity, we set $\rho(\cdot)$ to be a power function $(\cdot)^\sigma$ (σ is a hyper-parameter). The weight matrix of hyperedges \mathbf{W} , we set, to be an identity matrix by default. Citation network classification belongs to EIVW-hypergraph learning tasks ($\mathbf{Q}_1 = \mathbf{Q}_2 = \mathbf{H}$), and visual object classification and protein learning are EDVW-hypergraph learning tasks. The details regarding experiments can be found in Appendix I.

5.1. Citation Network Classification

This is a semi-supervised node classification task.

The datasets we use are hypergraph benchmarks constructed by Yadati et al. (2019) (See Appendix Table 11). We adopt the same public datasets (<https://github.com/malllabiisc/HyperGCN>) and train-test splits of Yadati et al. (2019). Note these datasets are EIVW-hypergraphs (i.e. $\mathbf{Q}_1 = \mathbf{Q}_2 = \mathbf{H}$).

For baselines, we include Multi-Layer Perceptron with explicit Hypergraph Laplacian Regularization (MLP+HLR), HNH (Dong et al., 2020), HyperSAGE (Arya et al., 2020), HGAT (Ding et al., 2020), UniGNN (Huang & Yang, 2021), and two recent spectral-based hypergraph convolutional neural networks (HGCNNs): HGNN (Feng et al., 2019) and HyperGCN (Yadati et al., 2019). To verify the effectiveness of the GHSC framework, we construct five H-GNNs variants: H-ChebNet, H-GCN, H-APPNP, H-SSGC, H-GCNII with ChebNet (Defferrard et al., 2016), GCN (Kipf & Welling, 2017b), APPNP (Klicpera et al., 2018), SSGC (Zhu & Koniusz, 2021) GCNII (Chen et al., 2020) as f in Eq. (7), respectively.

Comparison with SOTAs. As shown in Table 1, the results successfully verify the effectiveness of our models and achieve a new SOTA performance across all five datasets. Observation (1): H-GNNs gain consistently improvement than the hypergraph-tailored baselines. This significant performance is benefited from the GHSC framework that is capable of taking advantage of the existing powerful undigraph NNs. Observation (2): HGNN, HNH and HGAT show poor performance on disconnected datasets (e.g. Cite-seer), mainly due to the values of the row corresponding to an isolated vertex in the adjacency matrix of equivalent undigraph are 0, leading direct loss of its vertex information (an example can see Fig. 4 in appendix). And H-GNNs utilize the re-normalization trick, which can maintain the features of isolated vertices during aggregation.

5.2. Visual Object Classification

This experiment is about semi-supervised learning. We employ two public benchmarks: Princeton ModelNet40 dataset (Wu et al., 2015) and the National Taiwan University (NTU) 3D model dataset (Chen et al., 2003) to evaluate our methods. We follow HGNN (Feng et al., 2019) to preprocess the data by MVCNN (Su et al., 2015) and GVCNN (Feng et al., 2018) and obtain the EDVW-hypergraphs. Finally, we use the datasets provided by its public Code (<https://github.com/iMoonLab/HGNN>).

Results. Observation (1): Table 3 depicts that our meth-

Table 4: classification accuracy \pm standard deviation) with different $\rho(x)$ used in Eq. (7). ($\phi(x)$ is Gaussian PDF.)

Dataset	Methods	Random	x^{-1}	x^0	x^1	sigmoid(x)	$\phi(x)$	$\log(x)$	$\exp(x)$	$\exp(-x)$
coauthorship/cora	H-APPNP	75.21 \pm 0.6	76.38\pm0.8	75.51 \pm 1.0	75.06 \pm 0.9	75.49 \pm 1.0	75.78 \pm 0.6	75.18 \pm 0.9	74.16 \pm 0.8	64.6 \pm 1.4
cocitation/pubmed	H-APPNP	75.43 \pm 1.0	75.31 \pm 1.1	75.46 \pm 1.0	75.29 \pm 1.2	75.45 \pm 1.0	75.47\pm1.1	75.40 \pm 1.1	74.44 \pm 1.4	73.54 \pm 1.3
coauthorship/cora	H-GCNII	75.68 \pm 0.8	76.21\pm1.0	75.57 \pm 0.8	75.39 \pm 0.8	75.64 \pm 1.0	76.15 \pm 0.9	75.29 \pm 0.8	74.64 \pm 0.9	65.47 \pm 1.0
cocitation/pubmed	H-GCNII	75.50 \pm 1.2	75.79\pm1.1	75.74 \pm 1.3	74.85 \pm 1.4	75.61 \pm 1.4	74.64 \pm 0.9	75.39 \pm 1.3	73.62 \pm 1.9	74.68 \pm 1.2

ods significantly outperform the image-input or point-input methods. These results demonstrate that our methods can capture the similarity of objects in the feature space to improve the performance of the classification task. Observation (2): From the results in Table 2, we can see our methods achieves competitive performance on both single modality and multi-modality (BOTH) tasks and H-GCNII outperform baselines on multi-modality. These results reveal that our methods have the advantage of combining such multi-modal information through concatenating the weighted incidence matrices (\mathbf{Q}) of hypergraphs, which means merging the multi-level hyperedges.

Table 5: Comparison of our methods to others on fold classification. We report the *mean accuracy (%)* of all proteins.

Methods	Architecture	#params	Fold	Super.	Fam.
(Hou et al., 2018)	1D ResNet	41.7M	17.0	31.0	77.0
Rao et al. (2019)*	1D Transformer	38.4M	21.0	34.0	88.0
Bepler & Berger (2018)*	LSTM	31.7M	17.0	20.0	79.0
Strodthoff et al. (2020)*	LSTM	22.7M	14.9	21.5	83.6
Kipf & Welling (2017b)	GCNN	1.0M	16.8	21.3	82.8
Diehl (2019)	GCNN	1.0 M	12.9	16.3	72.5
Gligorijevic et al. (2020)*	LSTM+GCNN	6.2M	15.3	20.6	73.2
Baldassarre et al. (2020)	GCNN	1.3M	23.7	32.5	84.4
HGNN	HGCNN	2.1M	24.2	34.4	90.0
H-SSGC (Ours)	HGCNN	0.8M	21.4	23.0	78.4
H-GCN (Ours)	HGCNN	2.1M	25.0	36.3	91.6
H-GCNII (Ours)	HGCNN	0.6M	27.8	38.0	92.7

* Pre-trained unsupervised on 10-31 million protein sequences.

5.3. Protein Fold Classification

Protein fold classification is vital for mining the property of proteins and studying the relationship between protein structure and function, and protein evolution. The function of a protein is primarily determined by its 3D structure, which contains the high-order interaction of amino-acids. However, most researchers in protein learning represent a protein as a sequence or a simple graph (Baldassarre et al., 2020; Hermosilla et al., 2021) that does not model the higher-order interactions between amino acids well. Inspired by Maruyama et al. (2001), who construct the protein hypergraph to solve the conformation problem, we represent the protein as an EDVW-hypergraph to explore the high-order relationship between amino-acids for obtaining a comprehensive protein representation via H-GNNs.

In this experiment, we’d like to investigate whether hypergraphs are better than simple graphs for protein modeling, and the following results confirm this conjecture.

Protein hypergraph. A protein is a chain of amino acids (residues) that will fold to a 3D structure. To si-

multaneously model protein sequence and spatial structure information, we build sequence hyperedges and distance hyperedges: we choose τ consecutive amino acids ($v_i, v_{i+1}, \dots, v_{i+\tau}$) to form a sequence hyperedge, and choose amino acids whose spatial Euclidean distance is less than the threshold $\epsilon > 0$ to form a spatial hyperedge, where $v_i (i = 1, \dots, |S|)$ represents the i -th amino acids in the sequence. Appendix I.5 contains more details.

Settings & Results. We use the well-known SCOPe 1.75 dataset (Hou et al., 2018) and the cross-entropy loss. Table 5 depicts that H-GCNII outperform all others. It is manifest in the table that HGCNN-based methods achieve much better performance compared to GCNN-based. The results demonstrated that the hypergraph can better model the 3D structure of proteins than the simple graph, and our proposed methods can learn a better protein representation.

5.4. Ablation Studies

Effect of EDVWs.

We conduct an ablation study to verify that our framework is expert in EDVW-

Table 6: Test accuracy (%) for ablation study. w/o \mathbf{Q} represents replacing EDVWs \mathbf{Q} with EIVWs \mathbf{H} .

Methods		NTU	ModelNet40
H-GCN	w/o \mathbf{Q}	84.93	97.18
	w/ \mathbf{Q}	85.15 $\uparrow_{0.78}$	97.28 $\uparrow_{0.1}$
H-GCNII	w/o \mathbf{Q}	85.04	97.62
	w/ \mathbf{Q}	85.17 $\uparrow_{0.13}$	97.75 $\uparrow_{0.13}$

hypergraph learning. The results in Tabel 6 indicate that our methods can make use of the EDVWs to achieve better performance, demonstrating that our methods successfully mines the information in the vertex weights.

Effect of different ρ . We investigate the performance of the proposed method with different ρ on citation datasets. As illustrated in Table 4, H-GNNs have different performances under various ρ , indicating the ρ can influence the performance of neural networks by the random walk. Meanwhile, the x^{-1} achieves a satisfactory performance. This can be explained as follows. In co-authorship graphs, papers with a larger number of co-authors are often the result of collaborations between researchers from various fields, and therefore will not be as predictive as papers with fewer authors. The co-citation graph enjoys a similar explanation.

6. Discussions and Future Work

Despite the good results, there are some limitations which worth further explorations in the future: 1) We just provide sufficient conditions for the equivalency to undigraphs, but the necessary condition is still unclear. 2) With the equivalency between hypergraphs and undigraphs, we have extended the undigraph-based GCNNs to hypergraph learning in this paper. Meanwhile, the equivalency between hypergraphs and digraphs would allow one to extend digraph-based GCNNs to potentially learn richer information in hypergraphs. 3) One could use the proposed unified random walk on hypergraphs to devise new clustering algorithms for hypergraph partitioning. 4) We make every effort to include a thorough experimental study. Further results on other possible datasets and baselines will be added as a future work.

References

- Agarwal, S., Branson, K., and Belongie, S. Higher order learning with graphs. In *Proceedings of the 23rd international conference on Machine learning*, pp. 17–24, 2006.
- Aksoy, S. G., Joslyn, C., Marrero, C. O., Praggastis, B., and Purvine, E. Hypernetwork science via high-order hypergraph walks. *EPJ Data Science*, 9(1):16, 2020.
- Arya, D., Gupta, D. K., Rudinac, S., and Worring, M. Hypersage: Generalizing inductive representation learning on hypergraphs. *arXiv preprint arXiv:2010.04558*, 2020.
- Baldassarre, F., Hurtado, D., Elofsson, A., and Azizpour, H. Graphqa: Protein model quality assessment using graph convolutional networks. *Bioinformatics (Oxford, England)*, 2020.
- Bellaachia, A. and Al-Dhelaan, M. Random walks in hypergraph. In *Proceedings of the 2013 International Conference on Applied Mathematics and Computational Methods, Venice Italy*, pp. 187–194, 2013.
- Benson, A. R., Gleich, D. F., and Leskovec, J. Higher-order organization of complex networks. *Science*, 353(6295): 163–166, 2016.
- Benson, A. R., Gleich, D. F., and Lim, L.-H. The spacey random walk: A stochastic process for higher-order data. *SIAM Review*, 59(2):321–345, 2017.
- Bepler, T. and Berger, B. Learning protein sequence embeddings using information from structure. In *International Conference on Learning Representations*, 2018.
- Carletti, T., Battiston, F., Cencetti, G., and Fanelli, D. Random walks on hypergraphs. *Physical Review E*, 101(2): 022308, 2020.
- Carletti, T., Fanelli, D., and Lambiotte, R. Random walks and community detection in hypergraphs. *Journal of Physics: Complexity*, 2021.
- Chan, T.-H. H. and Liang, Z. Generalizing the hypergraph laplacian via a diffusion process with mediators. *Theoretical Computer Science*, 806:416–428, 2020.
- Chan, T.-H. H., Tang, Z. G., Wu, X., and Zhang, C. Diffusion operator and spectral analysis for directed hypergraph laplacian. *Theoretical Computer Science*, 784:46–64, 2019.
- Chen, D.-Y., Tian, X.-P., Shen, Y.-T., and Ouhyoung, M. On visual similarity based 3d model retrieval. In *Computer graphics forum*, volume 22, pp. 223–232. Wiley Online Library, 2003.
- Chen, M., Wei, Z., Huang, Z., Ding, B., and Li, Y. Simple and deep graph convolutional networks. In *International Conference on Machine Learning*, pp. 1725–1735. PMLR, 2020.
- Chien, E., Pan, C., Peng, J., and Milenkovic, O. You are allset: A multiset function framework for hypergraph neural networks, 2021.
- Chitra, U. and Raphael, B. Random walks on hypergraphs with edge-dependent vertex weights. In *International Conference on Machine Learning*, pp. 1172–1181. PMLR, 2019.
- Chung, F. The laplacian of a hypergraph. *Expanding graphs (DIMACS series)*, pp. 21–36, 1993.
- Chung, F. Laplacians and the cheeger inequality for directed graphs. *Annals of Combinatorics*, 9(1):1–19, 2005.
- Chung, F. R. and Graham, F. C. *Spectral graph theory*. Number 92. American Mathematical Soc., 1997.
- Conover, M., Staples, M., Si, D., Sun, M., and Cao, R. Angularqa: protein model quality assessment with lstm networks. *Computational and Mathematical Biophysics*, 7(1):1–9, 2019.
- Defferrard, M., Bresson, X., and Vandergheynst, P. Convolutional neural networks on graphs with fast localized spectral filtering. *Advances in neural information processing systems*, 29:3844–3852, 2016.
- Derevyanko, G., Grudin, S., Bengio, Y., and Lamoureaux, G. Deep convolutional networks for quality assessment of protein folds. *Bioinformatics*, 34(23):4046–4053, 2018.
- Diehl, F. Edge contraction pooling for graph neural networks. *CoRR*, 2019.

-
- Ding, K., Wang, J., Li, J., Li, D., and Liu, H. Be more with less: Hypergraph attention networks for inductive text classification. In *Proceedings of the 2020 Conference on Empirical Methods in Natural Language Processing (EMNLP)*, pp. 4927–4936, 2020.
- Ding, L. and Yilmaz, A. Interactive image segmentation using probabilistic hypergraphs. *Pattern Recognition*, 43(5):1863–1873, 2010.
- Dong, Y., Sawin, W., and Bengio, Y. Hnhn: Hypergraph networks with hyperedge neurons. *arXiv preprint arXiv:2006.12278*, 2020.
- Ducournau, A. and Bretto, A. Random walks in directed hypergraphs and application to semi-supervised image segmentation. *Computer Vision and Image Understanding*, 120:91–102, 2014.
- Feng, Y., Zhang, Z., Zhao, X., Ji, R., and Gao, Y. Gvcnn: Group-view convolutional neural networks for 3d shape recognition. In *Proceedings of the IEEE Conference on Computer Vision and Pattern Recognition*, pp. 264–272, 2018.
- Feng, Y., You, H., Zhang, Z., Ji, R., and Gao, Y. Hypergraph neural networks. In *Proceedings of the AAAI Conference on Artificial Intelligence*, volume 33, pp. 3558–3565, 2019.
- Gilmer, J., Schoenholz, S. S., Riley, P. F., Vinyals, O., and Dahl, G. E. Neural message passing for quantum chemistry. In *International Conference on Machine Learning*, pp. 1263–1272. PMLR, 2017.
- Gligorijevic, V., Renfrew, P. D., Kosciulek, T., Leman, J. K., Berenberg, D., Vatanen, T., Chandler, C., Taylor, B. C., Fisk, I. M., Vlamakis, H., et al. Structure-based function prediction using graph convolutional networks. *bioRxiv*, pp. 786236, 2020.
- Hammond, D. K., Vandergheynst, P., and Gribonval, R. Wavelets on graphs via spectral graph theory. *Applied and Computational Harmonic Analysis*, 30(2):129–150, 2011.
- Hayashi, K., Aksoy, S. G., Park, C. H., and Park, H. Hypergraph random walks, laplacians, and clustering. In *Proceedings of the 29th ACM International Conference on Information & Knowledge Management*, pp. 495–504, 2020.
- Hein, M., Setzer, S., Jost, L., and Rangapuram, S. S. The total variation on hypergraphs-learning on hypergraphs revisited. *Advances in Neural Information Processing Systems*, 26:2427–2435, 2013.
- Hermosilla, P., Schäfer, M., Lang, M., Fackelmann, G., Vázquez, P. P., Kozlíková, B., Krone, M., Ritschel, T., and Ropinski, Timo, M. Intrinsic-extrinsic convolution and pooling for learning on 3d protein structures. In *Proceedings of the International Conference on Learning Representations*, 2021.
- Horn, R. A. Topics in matrix analysis, 1986.
- Hou, J., Adhikari, B., and Cheng, J. Deepsf: deep convolutional neural network for mapping protein sequences to folds. *Bioinformatics*, 34(8):1295–1303, 2018.
- Huang, J. and Yang, J. Unignn: a unified framework for graph and hypergraph neural networks. In *Proceedings of the Thirtieth International Joint Conference on Artificial Intelligence, IJCAI-21*, 2021.
- Huang, Y., Liu, Q., Zhang, S., and Metaxas, D. N. Image retrieval via probabilistic hypergraph ranking. In *2010 IEEE computer society conference on computer vision and pattern recognition*, pp. 3376–3383. IEEE, 2010.
- Jiang, J., Wei, Y., Feng, Y., Cao, J., and Gao, Y. Dynamic hypergraph neural networks. In *IJCAI*, pp. 2635–2641, 2019.
- Jin, T., Cao, L., Zhang, B., Sun, X., Deng, C., and Ji, R. Hypergraph induced convolutional manifold networks. In *IJCAI*, pp. 2670–2676, 2019.
- Kabsch, W. and Sander, C. Dictionary of protein secondary structure: pattern recognition of hydrogen-bonded and geometrical features. *Biopolymers: Original Research on Biomolecules*, 22(12):2577–2637, 1983.
- Kipf, T. N. and Welling, M. Semi-supervised classification with graph convolutional networks. In *Proceedings of the International Conference on Learning Representations*, 2017a.
- Kipf, T. N. and Welling, M. Semi-supervised classification with graph convolutional networks. In *Proceedings of the International Conference on Learning Representations*, 2017b.
- Klicpera, J., Bojchevski, A., and Günnemann, S. Predict then propagate: Graph neural networks meet personalized pagerank. In *International Conference on Learning Representations*, 2018.
- Li, C., Qin, X., Xu, X., Yang, D., and Wei, G. Scalable graph convolutional networks with fast localized spectral filter for directed graphs. *IEEE Access*, 8:105634–105644, 2020.
- Li, J., He, J., and Zhu, Y. E-tail product return prediction via hypergraph-based local graph cut. In *Proceedings of the 24th ACM SIGKDD International Conference*

- on *Knowledge Discovery & Data Mining*, pp. 519–527, 2018a.
- Li, P. and Milenkovic, O. Inhomogeneous hypergraph clustering with applications. *arXiv preprint arXiv:1709.01249*, 2017.
- Li, Q., Han, Z., and Wu, X.-M. Deeper insights into graph convolutional networks for semi-supervised learning. In *Proceedings of the AAAI Conference on Artificial Intelligence*, volume 32, 2018b.
- Lu, L. and Peng, X. High-ordered random walks and generalized laplacians on hypergraphs. In *International Workshop on Algorithms and Models for the Web-Graph*, pp. 14–25. Springer, 2011.
- Ma, Y., Hao, J., Yang, Y., Li, H., Jin, J., and Chen, G. Spectral-based graph convolutional network for directed graphs. *arXiv preprint arXiv:1907.08990*, 2019.
- Mao, J., Wang, X., and Li, H. Interpolated convolutional networks for 3d point cloud understanding. In *Proceedings of the IEEE/CVF International Conference on Computer Vision*, pp. 1578–1587, 2019.
- Mariani, V., Biasini, M., Barbato, A., and Schwede, T. lddt: a local superposition-free score for comparing protein structures and models using distance difference tests. *Bioinformatics*, 29(21):2722–2728, 2013.
- Maruyama, O., Shoudai, T., Furuichi, E., Kuhara, S., and Miyano, S. Learning conformation rules. In *International Conference on Discovery Science*, pp. 243–257. Springer, 2001.
- Masuda, N., Porter, M. A., and Lambiotte, R. Random walks and diffusion on networks. *Physics reports*, 716: 1–58, 2017.
- Monti, F., Otness, K., and Bronstein, M. M. Motifnet: a motif-based graph convolutional network for directed graphs. In *2018 IEEE Data Science Workshop (DSW)*, pp. 225–228. IEEE, 2018.
- Murzin, A. G., Brenner, S. E., Hubbard, T., and Chothia, C. Scop: a structural classification of proteins database for the investigation of sequences and structures. *Journal of molecular biology*, 247(4):536–540, 1995.
- Olechnovic, K. and Venclovas, v. Voromqa: Assessment of protein structure quality using interatomic contact areas. *Proteins: Structure, Function, and Bioinformatics*, 85(6):1131–1145, 2017.
- Qi, C. R., Su, H., Mo, K., and Guibas, L. J. Pointnet: Deep learning on point sets for 3d classification and segmentation. In *Proceedings of the IEEE conference on computer vision and pattern recognition*, pp. 652–660, 2017a.
- Qi, C. R., Yi, L., Su, H., and Guibas, L. J. Pointnet++: Deep hierarchical feature learning on point sets in a metric space. In *NIPS*, 2017b.
- Rao, R., Bhattacharya, N., Thomas, N., Duan, Y., Chen, X., Canny, J., Abbeel, P., and Song, Y. S. Evaluating protein transfer learning with tape. *Advances in Neural Information Processing Systems*, 32:9689, 2019.
- Rossi, R. and Ahmed, N. The network data repository with interactive graph analytics and visualization. In *Proceedings of the AAAI Conference on Artificial Intelligence*, volume 29, 2015.
- Sen, P., Namata, G., Bilgic, M., Getoor, L., Galligher, B., and Eliassi-Rad, T. Collective classification in network data. *AI magazine*, 29(3):93–93, 2008.
- Shuman, D. I., Narang, S. K., Frossard, P., Ortega, A., and Vandergheynst, P. The emerging field of signal processing on graphs: Extending high-dimensional data analysis to networks and other irregular domains. *IEEE signal processing magazine*, 30(3):83–98, 2013.
- Strodthoff, N., Wagner, P., Wenzel, M., and Samek, W. Udsmprot: universal deep sequence models for protein classification. *Bioinformatics*, 36(8):2401–2409, 2020.
- Su, H., Maji, S., Kalogerakis, E., and Learned-Miller, E. Multi-view convolutional neural networks for 3d shape recognition. In *Proceedings of the IEEE international conference on computer vision*, pp. 945–953, 2015.
- Tong, Z., Liang, Y., Sun, C., Rosenblum, D. S., and Lim, A. Directed graph convolutional network. *arXiv preprint arXiv:2004.13970*, 2020.
- Uy, M. A., Pham, Q.-H., Hua, B.-S., Nguyen, T., and Yeung, S.-K. Revisiting point cloud classification: A new benchmark dataset and classification model on real-world data. In *2019 IEEE/CVF International Conference on Computer Vision (ICCV)*, pp. 1588–1597. IEEE Computer Society, 2019.
- Velicković, P., Cucurull, G., Casanova, A., Romero, A., Liò, P., and Bengio, Y. Graph attention networks. In *International Conference on Learning Representations*, 2018.
- Wang, Y., Sun, Y., Liu, Z., Sarma, S. E., Bronstein, M. M., and Solomon, J. M. Dynamic graph cnn for learning on point clouds. *Acm Transactions On Graphics (tog)*, 38(5):1–12, 2019.
- Wendler, C., Püschel, M., and Alistarh, D. Powerset convolutional neural networks. *Advances in Neural Information Processing Systems* 32, 2:929–940, 2020.

-
- Wu, Z., Song, S., Khosla, A., Yu, F., Zhang, L., Tang, X., and Xiao, J. 3d shapenets: A deep representation for volumetric shapes. In *Proceedings of the IEEE conference on computer vision and pattern recognition*, pp. 1912–1920, 2015.
- Wu, Z., Pan, S., Chen, F., Long, G., Zhang, C., and Philip, S. Y. A comprehensive survey on graph neural networks. *IEEE transactions on neural networks and learning systems*, 32(1):4–24, 2020.
- Xu, K., Hu, W., Leskovec, J., and Jegelka, S. How powerful are graph neural networks? In *International Conference on Learning Representations*, 2019. URL <https://openreview.net/forum?id=ryGs6iA5Km>.
- Xu, M., Ding, R., Zhao, H., and Qi, X. Paconv: Position adaptive convolution with dynamic kernel assembling on point clouds. *arXiv preprint arXiv:2103.14635*, 2021.
- Yadati, N. Neural message passing for multi-relational ordered and recursive hypergraphs. *Advances in Neural Information Processing Systems*, 33, 2020.
- Yadati, N., Nimishakavi, M., Yadav, P., Nitin, V., Louis, A., and Talukdar, P. Hypergcnn: A new method for training graph convolutional networks on hypergraphs. In *Advances in Neural Information Processing Systems*, pp. 1511–1522, 2019.
- Zemla, A. Lga: a method for finding 3d similarities in protein structures. *Nucleic Acids Research*, 31(13):3370, 2003.
- Zeng, K., Wu, N., Sargolzaei, A., and Yen, K. Learn to rank images: A unified probabilistic hypergraph model for visual search. *Mathematical Problems in Engineering*, 2016, 2016.
- Zhang, C., Hu, S., Tang, Z. G., and Chan, T. H. Revisiting learning on hypergraphs: confidence interval and subgradient method. In *International Conference on Machine Learning*, pp. 4026–4034. PMLR, 2017.
- Zhang, J. and Zhang, Y. A novel side-chain orientation dependent potential derived from random-walk reference state for protein fold selection and structure prediction. *PLoS one*, 5(10):e15386, 2010.
- Zhang, J., Chen, Y., Xiao, X., Lu, R., and Xia, S.-T. Learnable hypergraph laplacian for hypergraph learning. *arXiv preprint arXiv:2106.05701*, 2021.
- Zhang, R., Zou, Y., and Ma, J. Hyper-sagnn: a self-attention based graph neural network for hypergraphs. *arXiv preprint arXiv:1911.02613*, 2019.
- Zhang, Y., Wang, N., Chen, Y., Zou, C., Wan, H., Zhao, X., and Gao, Y. Hypergraph label propagation network. In *Proceedings of the AAAI Conference on Artificial Intelligence*, volume 34, pp. 6885–6892, 2020.
- Zhang, Z., Lin, H., Gao, Y., and BNRist, K. Dynamic hypergraph structure learning. In *IJCAI*, pp. 3162–3169, 2018.
- Zhao, L. and Akoglu, L. Pairnorm: Tackling over-smoothing in {gcn}s. In *International Conference on Learning Representations*, 2020. URL <https://openreview.net/forum?id=rkecll1rtwB>.
- Zhou, D., Huang, J., and Schölkopf, B. Learning with hypergraphs: Clustering, classification, and embedding. *Advances in neural information processing systems*, 19: 1601–1608, 2006.
- Zhu, H. and Koniusz, P. Simple spectral graph convolution. In *International Conference on Learning Representations*, 2021.

Appendix

Contents

A	Related Work	14
A.1	Simplified Related Work	14
A.2	Detailed Related Work	14
B	Relations with Previous Random Walks on Hypergraph	16
B.1	A Classical Random walk on Hypergraph	16
B.2	Intuition and Analysis of The Unified Random Walk on Hypergraph	16
B.3	Special Cases of The Unified Random Walk Framework and Laplacian	16
C	Unified Non-lazy Random Walks on Hypergraph	17
D	Typical Hypergraph Convolution (HGNN) and Its Spectral Analysis	19
D.1	Typical Spectral Hypergraph Convolution	19
D.2	Spectral Analysis of HGNN	19
E	The Relationship between Generalized Hypergraphs and Digraphs	20
F	Derivation and Analysis of H-GNNs	21
F.1	GNN induced Hypergraph NNs	21
F.2	Over-smoothing Analysis of GHSC	22
G	Details of Theories and Proofs	23
G.1	Proof of Theorem E.1	23
G.2	Proof of Lemma 2.4	23
G.3	Proof of Theorem 2.5	24
G.4	Nonequivalent Condition.	26
G.5	Failure Condition of Function.	27
G.6	Proof of Corollary 2.6.	28
G.7	Spectral Range of Laplacian Matrix	29
G.8	Proof of Corollary 2.7	30
H	Generalized Hypergraph Partition	31
I	Details of Experiments	32
I.1	Hyper-parameter Strategy	32
I.2	Baselines of Spectral Convolutions	32
I.3	Citation Network Classification	32
I.4	Visual Object Classification	33
I.5	Protein Quality Assessment and Fold Classification	33
I.6	Over-Smoothing Analysis.	35

I.7	Ablation Analysis	35
I.8	Running Time and Computational Complexity	35
I.9	Comparison between edge-dependent vertex weights and hypergraph attention	36

A. Related Work

A.1. Simplified Related Work

Deep learning for hypergraphs. For spectral-based methods, [Feng et al. \(2019\)](#) introduce the first hypergraph spectral convolution architecture HGNN, based on the hypergraph Laplacian proposed by [Zhou et al. \(2006\)](#). [Yadati et al. \(2019\)](#) use a non-linear Laplacian operator ([Chan & Liang, 2020](#)) to convert hypergraphs to simple graphs by reducing hyperedges into simple edges with mediators, and take advantage of graph neural networks to learning hypergraphs. Meanwhile, for spatial-based methods, [Dong et al. \(2020\)](#) propose a message-passing method that is divided into two processes from vertices to edges and from edges to vertices. [Wendler et al. \(2020\)](#) utilize signal processing theory to define the convolutional neural network on set functions. [Yadati \(2020\)](#) and [Huang & Yang \(2021\)](#) generalize the current graph *message passing* methods to hypergraphs and obtain several generalized models. Even though hypergraph neural networks have been well studied to process the edge-independent vertex weights, to the best of our knowledge, we are the first to attempt on edge-dependent vertex weights.

Hypergraph random walk and spectral theory. In machine learning applications, Laplacian is an important tool to represent graphs or hypergraphs. While random walk-based graph Laplacian has a well-studied spectral theory, the spectral methods of hypergraphs are surprisingly lagged. A two-step random walk Laplacian was proposed by [Zhou et al. \(2006\)](#) for the general hypergraph, and was improved by [Chitra & Raphael \(2019\)](#) and [Carletti et al. \(2020; 2021\)](#). On the other hand, [Lu & Peng \(2011\)](#) and [Aksoy et al. \(2020\)](#) define a s -th Laplacian through random s -walks on hypergraphs. More recently, non-linear Laplacian, as an important tool to represent hypergraphs, has been extended to several settings, including directed hypergraphs ([Zhang et al., 2017; Chan et al., 2019](#)), submodular hypergraphs ([Li & Milenkovic, 2017](#)), etc.

Equivalency between hypergraphs and undigraphs. A fundamental problem in the spectral theoretical study of hypergraphs is the equivalency with undigraphs. Once equipped with equivalency, it is possible to represent hypergraphs with lower-order graphs, thus reducing the difficulty of hypergraph learning. So far, equivalence is established from two perspectives: spectrum of Laplacian ([Agarwal et al., 2006; Hayashi et al., 2020](#)) or random walk ([Chitra & Raphael, 2019](#)).

Hypergraph with edge-dependent vertex weights (EDVW-hypergraph)

EDVW-hypergraphs have been widely adopted in machine learning applications, including 3D object classification ([Zhang et al., 2018](#)), image segmentation ([Ding & Yilmaz, 2010](#)), e-commerce ([Li et al., 2018a](#)), image search ([Huang et al., 2010](#)), hypergraph clustering ([Hayashi et al., 2020](#)) etc. Unfortunately, to the best of our knowledge, existing learning algorithms for processing EDVW-hypergraphs do not involve deep learning methods.

A.2. Detailed Related Work

Deep learning for hypergraphs [Feng et al. \(2019\)](#) introduce the first hypergraph architecture *hypergraph neural network* (HGNN), based on the hypergraph Laplacian proposed by [Zhou et al. \(2006\)](#), however, a flaw in the theory makes the learning of unconnected networks very inefficient (details can see [Appendix D.1](#)). [Yadati et al. \(2019\)](#) use the non-linear Laplacian operators ([Chan & Liang, 2020](#)) to convert hypergraphs to simple graphs by reducing a hyperedge to a subgraph with edge weights related only to its degree, which causes the information loss of hypergraphs and limited the generalization. [Jiang et al. \(2019\)](#) proposed a *dynamic hypergraph neural networks* to update hypergraph structure during training. [Wendler et al. \(2020\)](#) utilize signal processing theory to define the convolutional neural network on set functions. [Zhang et al. \(2020\)](#) combined hypergraph label propagation with deep learning and introduced a *Hypergraph Label Propagation Network* to optimize the hypergraph learning. [Yadati \(2020\)](#) proposed a *generalised-MPNN* on hypergraph which unifies the existing MPNNs ([Gilmer et al., 2017](#)) on simple graph and also raised a *MPNN-Recursive* framework for recursively-structured data processing, but it performs poorly for other high-order relationships. [Huang & Yang \(2021\)](#) generalized the current graph message passing methods to hypergraphs and obtain a UniGCN with self-loop and a deepened hypergraph network UniGCNII. However, it does not give reasons why self-loop can assist UniGCN to gain the improvement of performance in the citation network benchmark. Moreover, its experimental results with various depths may show

that the HGCNNs have over-smoothing issue, but theoretical analysis to explain this phenomenon is lacked. Hypergraph deep learning has also been applied to many areas, such as NLP (Ding et al., 2020), computer vision (Jin et al., 2019), recommendation system (Zhang et al., 2019), etc

Hypergraph random walk and spectral theory. In machine learning applications, Laplacian is an important tool to represent graphs or hypergraphs. While random walk-based graph Laplacian has a well-studied spectral theory, the spectral methods of hypergraphs are surprisingly lagged. The research of hypergraph Laplacian can probably be traced back to Chung (1993), which defines the Laplacian of k -uniform hypergraph (each hyperedge contains the same number of vertices). Then Zhou et al. (2006) defined a two-step random walk-based Laplacian for general hypergraphs. Based on it, many works try to design a more comprehensive random walk on hypergraphs. Chitra & Raphael (2019) designed a random walk which considered edge-dependent vertex weights of hypergraphs in the *second step* to replace the edge-independent weights in Zhou et al. (2006). Actually, the edge-dependent vertex weights could model the contribution of vertex v to hyperedge e and were widely used in machine learning such as 3D object classification (Zhang et al., 2018; Feng et al., 2019) and image segmentation (Ding & Yilmaz, 2010) etc., but without spectral guarantees.

On the other hand, Carletti et al. (2020; 2021) takes another perspective to gain more fine-grained information from a hypergraph by taking into account the degree of hyperedges to measure the importance between vertices in the *first step*. However, a comprehensive random walk should consider the above two aspects at the same time. Furthermore, different from the two-step random walk Laplacian of Zhou et al. (2006), Lu & Peng (2011) and Aksoy et al. (2020) define a s -th Laplacian through random s -walk on hypergraphs. More recently, non-linear Laplacian, as an important tool to represent hypergraphs, has been extended to several settings, including directed hypergraphs (Zhang et al., 2017; Chan et al., 2019), submodular hypergraph (Li & Milenkovic, 2017) etc. Meanwhile, liner Laplacian has also been developed. For example, Chitra & Raphael (2019) use a two-step random walk to develop a spectral theory for hypergraphs with edge-dependent vertex weights, and a two-step random walk on hypergraph proposed by Carletti et al. (2020; 2021) also designed a two-step random walk by involving the degree of hyperedges in the first step and lead a linear Laplacian. In this work, we design a unified two-step random walk framework to study the linear Laplacians.

Equivalency between hypergraphs and undigraphs. A core problem in the spectral theoretical study of hypergraphs is the equivalency between hypergraphs and graphs. Once equipped with equivalency, it is possible to represent hypergraphs with lower-order graphs, thus reducing the difficulty of hypergraph learning. So far, equivalence can be established from two perspectives: spectrum of Laplacian or random walks. For the aspect of Laplacian spectrum, Agarwal et al. (2006) firstly showed the Laplacian of Zhou et al. (2006) is equivalent to the Laplacian of the corresponding star expansion graph (having the same eigenvalue problem). Next, Hayashi et al. (2020) claims that the Laplacian defined by Chitra & Raphael (2019) is equal to an undigraph Laplacian, but the undigraph Laplacian needs to be constructed by invoking the stationary distribution, which restricts its application. Meanwhile, from the random walk perspective, Chitra & Raphael (2019) claims that hypergraph is equivalent to its clique graph (undirected) when the vertex weight of hypergraph is edge-independent. However, despite the edge-dependent weights were widely used (Ding & Yilmaz, 2010; Zeng et al., 2016; Zhang et al., 2018), the equivalency problem remains open when the vertex weight is edge-dependent.

Protein learning. Proteins are biological macromolecules with spatial structures formed by folding chains of amino acids, which have an important role in biology. A protein has a three-level structure: primary, secondary, and tertiary, where primary (sequence of amino acids) and tertiary (3D spatial) structures are often used to model proteins for representation learning. Based on amino acids sequence, there exist many related works of protein learning, such as Rao et al. (2019); Bepler & Berger (2018); Strodthoff et al. (2020); Conover et al. (2019), etc. Meanwhile, many 3D structure based models are also raised for protein learning, such as Olechnovic & Venclovas (2017); Derevyanko et al. (2018); Baldassarre et al. (2020); Diehl (2019); Baldassarre et al. (2020); Gligorijevic et al. (2020); Hermosilla et al. (2021), etc. However, to the best of our knowledge, despite the hypergraphs have been developed to model proteins (Maruyama et al., 2001), there is still no related work to design the EDVW-hypergraph-based protein learning algorithm.

B. Relations with Previous Random Walks on Hypergraph

B.1. A Classical Random walk on Hypergraph

It can be traced back to [Zhou et al. \(2006\)](#) in which they have given a view of random-walk to analyze the hypergraph normalized cut. The transition probability of [Zhou et al. \(2006\)](#) from current vertex u to next vertex v is denoted as:

$$P(u, v) = \sum_{e \in \mathcal{E}} w(e) \frac{H(u, e)}{d(u)} \frac{H(v, e)}{\delta(e)}. \quad (8)$$

It is easy to find $P(u, v)$ means: (i) choose an arbitrary hyperedge e incident with u with probability $w(e)/d(u)$ where $d(u) = \sum_{e \in \mathcal{E}} w(e)H(u, e)$; (ii) Then choose an arbitrary vertex $v \in e$ with probability $1/\delta(e)$ where $\delta(e) = \sum_{v \in \mathcal{V}} H(v, e)$, which means to select vertex randomly in the hyperedge.

B.2. Intuition and Analysis of The Unified Random Walk on Hypergraph

In this subsection, we would like to explain our intuition of developing the unified random walk framework in Definition 2.1 from a view of two-step random walk on a hypergraph. To generalize the notation of hypergraph random walk in the seminal paper ([Zhou et al., 2006](#)), in this work, we tend to explain the process from another perspective. The fact in [Zhou et al. \(2006\)](#) that

$$d(u) = \sum_{e \in \mathcal{E}} w(e)H(u, e) = \sum_{e \in \mathcal{E}} \sum_{v \in \mathcal{V}} w(e) \frac{H(u, e)H(v, e)}{\delta(e)} = \sum_{v \in \mathcal{V}} \sum_{e \in E(u, v)} \frac{w(e)}{\delta(e)} \quad (9)$$

and

$$P(u, v) = \sum_{e \in \mathcal{E}} \frac{w(e)H(u, e)}{d(u)} \cdot \frac{H(v, e)}{\delta(e)} = \frac{1}{d(u)} \sum_{e \in E(u, v)} \frac{w(e)}{\delta(e)} = \frac{\sum_{e \in E(u, v)} \frac{w(e)}{\delta(e)}}{\sum_{b \in \mathcal{V}} \sum_{e \in E(u, b)} \frac{w(e)}{\delta(e)}} \quad (10)$$

show that the probability $P(u, v)$ also means a normalized weighted adjacency relationship between u and v (Here, $E(u, v)$ denotes the hyperedges contained vertices u and v). Furthermore, the relationship is actually measured by the sum of $\frac{w(e)}{\delta(e)}$ for all $e \in \mathcal{E}$ concluding pair $\{u, v\}$, which demonstrates that a hyperedge e with larger degree ($\delta(e)$) linked to $\{u, v\}$ contribute less to the transition probability between u and v .

From [Carletti et al. \(2021\)](#), which proposed a random walk on hypergraphs (a special case of our unified random walk with $\mathbf{Q}_1 = \mathbf{Q}_2 = \mathbf{H}$ and $\rho(\cdot) = (\cdot)^\sigma$), we further explain the intuition of our purpose to design the $P(u, v)$ of our unified random walk. When $\mathbf{Q}_1 = \mathbf{Q}_2 = \mathbf{H}$, $P(u, v)$ in Eq. (3) can be expressed as:

$$P(u, v) = \frac{\sum_{e \in E(u, v)} w(e)\rho(\delta(e))}{\sum_{b \in \mathcal{V}} \sum_{e \in E(u, b)} w(e)\rho(\delta(e))}$$

That is to say, the influence of hyperedge degree should not be limited to an inverse relationship by introducing the function $\rho(\cdot)$. Thus, by evolving more fine-grained vertexes weights $Q_1(u, e)$ and $Q_2(v, e)$ to replace $H(v, e)$ and $H(u, e)$, we obtain the final transition probability of our unified hypergraph random walk in (3).

B.3. Special Cases of The Unified Random Walk Framework and Laplacian

We show the existing random walks and Laplacians are the special cases of our unified random walks and our unified Laplacians, respectively. Under our framework, the existing random walk models can be seen as a special case with specific p_1, p_2 . It is easy to construct the relations of our framework to previous works as follows:

Remark B.1 ([Zhou et al. \(2006\)](#)). When we choose $\rho(\cdot) = (\cdot)^{-1}$ and $\mathbf{Q}_1 = \mathbf{Q}_2 = \mathbf{H}$ in our framework, the probabilities of unified random walk on hypergraph are reformulated as $p_1 = \frac{w(e)H(u, e)}{\sum_{e \in \mathcal{E}} w(e)H(u, e)}$ and $p_2 = \frac{H(v, e)}{\sum_{v \in \mathcal{V}} H(v, e)}$. As the

special case of ours satisfying $\mathbf{Q}_1 = \mathbf{Q}_2 = \mathbf{H}$ and $\rho(\cdot) = (\cdot)^{-1}$, (Zhou et al., 2006)’s random walk satisfies both condition (1) and condition (2) in Thm. 2.5. So we obtain from Corollary 2.6 that $\pi_{zhou}(v) = \frac{d(v)}{\sum_{u \in \mathcal{V}} d(u)}$ and $\mathbf{L}_{zhou} = \mathbf{I} - \mathbf{D}_v^{-1/2} \mathbf{H} \mathbf{W} \mathbf{D}_e^{-1} \mathbf{H}^\top \mathbf{D}_v^{-1/2}$ where $D_v(u, u) = d(u) = \sum_{e \in \mathcal{E}} w(e) H(u, e)$ and $D_e(e, e) = \delta(e) = \sum_{v \in \mathcal{V}} H(v, e)$. The forms of π_{zhou} and \mathbf{L}_{zhou} are exactly the same in Zhou et al. (2006).

Remark B.2 (Carletti et al. (2020; 2021)). When we select $\rho(\cdot) = (\cdot)^\sigma$ and $\mathbf{Q}_1 = \mathbf{Q}_2 = \mathbf{H}$, the probabilities of unified random walk on hypergraph are reduced to $p_1 = \frac{w(e)H(u,e)(\sum_{v \in \mathcal{V}} H(v,e))^{\sigma+1}}{\sum_{e \in \mathcal{E}} w(e)H(u,e)(\sum_{v \in \mathcal{V}} H(v,e))^{\sigma+1}}$ and $p_2 = \frac{H(v,e)}{\sum_{v \in \mathcal{V}} H(v,e)}$. As the special case of ours satisfying $\mathbf{Q}_1 = \mathbf{Q}_2 = \mathbf{H}$ and $\rho(\cdot) = (\cdot)^\sigma$, Carletti et al. (2021)’s random walk satisfies both condition (1) and condition (2) in Thm. 2.5. So we obtain from Corollary 2.6 that $\pi_{car}(v) = \frac{d(v)}{\sum_{u \in \mathcal{V}} d(u)}$ and $\mathbf{L}_{car} = \mathbf{I} - \mathbf{D}_v^{-1/2} \mathbf{H} \mathbf{W} \mathbf{D}_e^\sigma \mathbf{H}^\top \mathbf{D}_v^{-1/2}$ where $D_v(u, u) = d(u) = \sum_{e \in \mathcal{E}} w(e) \delta(e)^{\sigma+1} H(u, e)$ and $D_e(e, e) = \delta(e) = \sum_{v \in \mathcal{V}} H(v, e)$. The forms of π_{car} and \mathbf{L}_{car} are exactly the same in Carletti et al. (2021). Note that the random walk proposed by Carletti et al. (2020) is a special case of Carletti et al. (2021) with $\sigma = 1$, the π and \mathbf{L} are easy to obtain from our conclusions.

Remark B.3 (Chitra & Raphael (2019)). When we set $\rho(\cdot) = (\cdot)^{-1}$ and $\mathbf{Q}_1 = \mathbf{H}$, the probabilities of unified random walk on hypergraph become $p_1 = \frac{w(e)H(u,e)}{\sum_{e \in \mathcal{E}} w(e)H(u,e)}$ and $p_2 = \frac{Q_2(v,e)}{\sum_{v \in \mathcal{V}} Q_2(v,e)}$ with an edge-dependent vertex weights \mathbf{Q}_2 in the second steps. Actually, as the special case of ours satisfying $\mathbf{Q}_1 = \mathbf{H}$ and $\rho(\cdot) = (\cdot)^{-1}$, Chitra & Raphael (2019)’s random walk on hypergraph generates the Laplacian \mathbf{L}_{chi} which could build up a simple relation with our \mathbf{L}_{rw} in Eq. (19) as

$$\mathbf{L}_{chi} = \Phi^{1/2} \mathbf{L}_{rw} \Phi^{1/2} = \Phi - \frac{\Phi \mathbf{P} + \mathbf{P}^\top \Phi}{2}$$

which means that \mathbf{L}_{rw} denotes a form of symmetrization on \mathbf{L}_{chi} . Further, as the vertex weights is edge-independent in Chitra & Raphael (2019) which means they satisfies condition(1) in Thm. 2.5, the same π as Chitra & Raphael (2019) can be obtained from Corollary 2.6, i.e. $\pi(v) = \frac{d(v)}{\sum_v d(v)}$.

C. Unified Non-lazy Random Walks on Hypergraph

The non-lazy version is nontrivial to factor and analyze. To ease the studies, we first give the following definition and lemma.

Definition C.1 (Reversible Markov chain). Let M be a Markov chain with state space \mathcal{X} and transition probabilities $P(u, v)$, for $u, v \in \mathcal{X}$. We say M is reversible if there exists a probability distribution π over \mathcal{X} such that

$$\pi(u)P(u, v) = \pi(v)P(v, u). \quad (11)$$

Lemma C.2 (Chitra & Raphael (2019)). Let M be an irreducible Markov chain with finite state space \mathcal{S} and transition probabilities $P(u, v)$ for $u, v \in \mathcal{S}$. M is reversible if and only if there exists a weighted, undirected graph \mathcal{G} with vertex set \mathcal{S} such that a random walk on \mathcal{G} and M are equivalent.

Proof. Let π be the stationary distribution of M (suppose that is irreducible). Note that $\pi(u) \neq 0$ due to the irreducibility of M . Let \mathcal{G} be a graph with vertices \mathcal{S} . Different from Chitra & Raphael (2019), we set the edge weights of \mathcal{G} to be

$$\omega(u, v) = c\pi(u)P(u, v), \quad \forall u, v \in \mathcal{S} \quad (12)$$

where $c > 0$ is a constant for normalizing π . With reversibility, \mathcal{G} is well-defined (i.e. $\omega(u, v) = \omega(v, u)$). In a random walk on \mathcal{G} , the transition probability from u to v in one time-step is: $\frac{\omega(u, v)}{\sum_{v \in \mathcal{V}} \omega(u, v)} = \frac{c\pi(u)P(u, v)}{\sum_{v \in \mathcal{V}} c\pi(u)P(u, v)} = P(u, v)$, since $\sum_{w \in \mathcal{S}} P(u, w) = 1$. Thus, if M is reversible, recall Definition 2.3, the stated claim holds. The other direction follows from the fact that a random walk on an undirected graph is always reversible (Aldous & Fill, [70]).

Next, we generalize the non-lazy random walk of Carletti et al. (2021) to our unified non-lazy random walk with vertex weights $\mathbf{Q}_1, \mathbf{Q}_2$.

Definition C.3 (Unified Non-lazy Random Walk on Hypergraphs). Suppose $\delta(e) := \sum_{v \in \mathcal{V}} Q_2(v, e)$ is the degree of hyperedge, and $d_{nl}(v) := \sum_{e \in \mathcal{E}} w(e)(\delta(e) - Q_2(v, e))\rho(\delta(e) - Q_2(v, e))Q_1(v, e)$ is the degree of vertex v . The unified non-lazy random walk on a hypergraph \mathcal{H} is defined in a two-step manner: Given the current vertex u ,

Step I: choose a hyperedge e incident to u , with probability

$$p_1 = \frac{w(e)(\delta(e) - Q_2(u, e))\rho(\delta(e) - Q_2(u, e))Q_1(u, e)}{d_{nl}(u)}, \quad (13)$$

Step II: choose an arbitrary vertex $v \neq u$ from e , with probability

$$p_2 = \frac{Q_2(v, e)}{\delta(e) - Q_2(u, e)}, \quad (14)$$

Thus, the transition probability of our unified non-lazy random walk from vertex u to v is:

$$P_{nl}(u, v) = \begin{cases} \sum_{e \in \mathcal{E}} \frac{w(e)\rho(\delta(e) - Q_2(u, e))Q_1(u, e)Q_2(v, e)}{d_{nl}(u)} & \text{if } u \neq v, \\ 0 & \text{if } u = v \end{cases} \quad (15)$$

Thus, the transition matrix of unified non-lazy random walk can be expressed as:

$$\mathbf{P}_{nl} = \mathbf{D}_{nl}^{-1}(\mathbf{Q}_1 \odot \rho(\mathbf{1D}_e - \mathbf{Q}_2))\mathbf{WQ}_2^\top, \quad (16)$$

where \mathbf{D}_{nl} , \mathbf{D}_e are diagonal matrices with entries $D_{nl}(v, v) = d_{nl}(v)$ and $D_e(e, e) = \delta(e)$, respectively. \odot denotes the Hadamard product and $\mathbf{1}$ denotes a $|\mathcal{V}| \times |\mathcal{E}|$ ones matrix (i.e. all elements equal to 1). $\rho(\mathbf{1D}_e - \mathbf{Q}_2)$ represents the function ρ acting on each element of $(\mathbf{1D}_e - \mathbf{Q}_2)$.

Following Chitra & Raphael (2019), the modified version of the clique graph without self-loops is defined below:

Definition C.4 (Chitra & Raphael (2019)). Let $\mathcal{H}(\mathcal{V}, \mathcal{E}, \mathbf{Q})$ be a hypergraph associated with the unified non-lazy random walk in Definition C.3. The clique graph of \mathcal{H} without self-loops, \mathcal{G}_{nl}^C , is a weighted, undirected graph with vertex set \mathcal{V} , and edges \mathcal{E}' defined by

$$\mathcal{E}' = \{(v, w) \in \mathcal{V} \times \mathcal{V} : v, w \in e \text{ for some } e \in \mathcal{E}, \text{ and } v \neq w\} \quad (17)$$

Different from the lazy random walk, a unified non-lazy random walk on a hypergraph with condition (1) or condition (2) in Thm. 2.5 is not guaranteed to satisfy reversibility (see Definition C.1). However, if $\mathbf{Q}_1 = \mathbf{Q}_2 = \mathbf{H}$, then reversibility holds, and we obtain the result below.

Theorem C.5. Let $\mathcal{H}(\mathcal{V}, \mathcal{E}, \mathbf{Q})$ be a hypergraph associated with the unified non-lazy random walk in Definition C.3. Let $\mathbf{Q}_1 = \mathbf{Q}_2 = \mathbf{H}$, i.e. $Q_i(v, e) = 1, i \in \{1, 2\}$ for all vertices v incident hyperedges e . Then, there exist weights $\omega(u, v)$ on the clique graph without self-loops \mathcal{G}_{nl}^C such that a non-lazy random walk on \mathcal{H} is equivalent to a random walk on \mathcal{G}_{nl}^C .

Proof. We first prove that the unified non-lazy random walk on \mathcal{H} is reversible. It is easy to verify the stationary distribution of the unified non-lazy random walk on \mathcal{H} with $\mathbf{Q}_1 = \mathbf{Q}_2 = \mathbf{H}$ is $\pi(v) = \frac{d_{nl}(v)}{\sum_{v \in \mathcal{V}} d_{nl}(v)}$. Let $P(u, v)$ be the probability of going from u to v in a unified non-lazy random walk on \mathcal{H} , where $u \neq v$. Then,

$$\begin{aligned} \pi(u)P(u, v) &= \frac{d_{nl}(u)}{\sum_{u \in \mathcal{V}} d_{nl}(u)} \sum_{e \in \mathcal{E}} \frac{w(e)\rho(\delta(e) - Q_2(u, e))Q_1(u, e)Q_2(v, e)}{d_{nl}(u)} \\ &= \frac{1}{\sum_{u \in \mathcal{V}} d_{nl}(u)} \sum_{e \in \mathcal{E}} (w(e)\rho(\delta(e) - Q_2(u, e))Q_1(u, e)Q_2(v, e)) \\ &= \frac{1}{\sum_{u \in \mathcal{V}} d_{nl}(u)} \sum_{e \in \mathcal{E}} (w(e)\rho(\delta(e) - H(u, e))H(u, e)H(v, e)) \\ &= \frac{1}{\sum_{u \in \mathcal{V}} d_{nl}(u)} \sum_{e \in \mathcal{E}} (w(e)\rho(\delta(e) - H(v, e))H(v, e)H(u, e)) \\ &= \pi(v)P(v, u) \end{aligned}$$

So the unified non-lazy random walk is reversible. Thus, by Lemma C.2, there exists a graph \mathcal{G} with vertex set \mathcal{V} and edge weights

$$\omega(u, v) = d_{nl}(u)P(u, v)$$

such that a random walk on \mathcal{G} and the unified non-lazy random walk on \mathcal{H} is equivalent. The equivalence of the random walks implies that $P(u, v) > 0$ if and only if $\omega(u, v) > 0$, so it follows that \mathcal{G} is the clique graph of \mathcal{H} without self-loops.

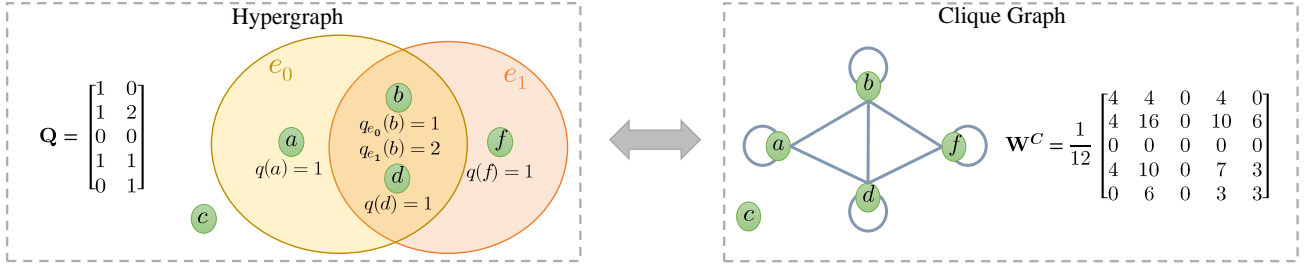


Figure 4: An example of the disconnected hypergraph and its equivalent weighted undirected graph. c is an isolated vertex. The characteristics of hypergraph are encoded in the weight incidence matrix \mathbf{Q} . The elements in $\mathbf{W}^C := \mathbf{Q}\mathbf{D}_e^{-1}\mathbf{Q}^\top$ denotes the edge-weight matrix of the clique graph.

D. Typical Hypergraph Convolution (HGNN) and Its Spectral Analysis

Recall Remark B.1, the random walk and Laplaican proposed by Zhou et al. (2006) are special cases ($\rho(\cdot) = (\cdot)^{-1}$, $\mathbf{Q}_1 = \mathbf{Q}_2 = \mathbf{H}$) of our unified random walk and unified Laplacian, respectively. Thus, now the degree of a vertex $v \in \mathcal{V}$ is $d(v) = \sum_{e \in \mathcal{E}} w(e)H(v, e)$ and for a hyperedge $e \in \mathcal{E}$, its degree is $\delta(e) = \sum_{v \in \mathcal{V}} H(v, e)$. The edge-degree matrix and vertex-degree matrix can be denoted as diagonal matrices $\mathbf{D}_e \in \mathbb{R}^{|\mathcal{E}| \times |\mathcal{E}|}$ and $\mathbf{D}_v \in \mathbb{R}^{|\mathcal{V}| \times |\mathcal{V}|}$ respectively.

D.1. Typical Spectral Hypergraph Convolution

From the seminal paper (Zhou et al., 2006), a classical symmetric normalized hypergraph Laplacian is defined from the perspective of spectral hypergraph partition: $\mathbf{L} = \mathbf{I} - \mathbf{D}_v^{-1/2} \mathbf{H} \mathbf{W} \mathbf{D}_e^{-1} \mathbf{H}^\top \mathbf{D}_v^{-1/2}$. Based on it, Feng et al. (2019) follow Kipf & Welling (2017b) to deduce the *Hypergraph Neural Network* HGNN. Specifically, they first perform an eigenvalue decomposition of \mathbf{L} : $\mathbf{L} = \mathbf{U} \mathbf{\Lambda} \mathbf{U}^\top$, where $\mathbf{\Lambda}$ is a diagonal matrix of eigenvalues and \mathbf{U} is consisted of the corresponding regularized eigenvectors. Combining the hypergraph Laplacian with Fourier Transform of graph signal processing, they derive the primary form of hypergraph spectral convolution: $g * x = \mathbf{U}((\mathbf{U}^\top g) \odot (\mathbf{U}^\top x)) = \mathbf{U}g(\mathbf{\Lambda})\mathbf{U}^\top x$ where $g(\mathbf{\Lambda}) = \text{diag}(g(\lambda_1), g(\lambda_2), \dots, g(\lambda_N))$ is a function of the eigenvalues of \mathbf{L} . To avoid expensive computation of eigen decomposition (Defferrard et al., 2016), they use the truncated Chebyshev polynomials $T_k(x)$ to approximated $g(\mathbf{\Lambda})$, which is recursively deduced by $T_k(x) = 2xT_{k-1}(x) - T_{k-2}(x)$ with $T_0(x) = 1$ and $T_1(x) = x$. $g * x \approx \sum_{k=0}^{K-1} \theta_k T_k(\hat{\Lambda})x$, with scaled Laplacian $\hat{\Lambda} = \frac{2}{\lambda_{max}} \mathbf{\Lambda} - \mathbf{I}$ limiting the eigenvalues in $[-1, 1]$ to guarantee requirement of the Chebyshev polynomial (Hammond et al., 2011). Since the parameters in the neural network could adapt to the scaled constant ($\lambda_{max} \approx 2$), the convolution operation is further simplified to $beg * x \approx \theta_0 x - \theta_1 \mathbf{D}_v^{-1/2} \mathbf{H} \mathbf{W} \mathbf{D}_e^{-1} \mathbf{H}^\top \mathbf{D}_v^{-1/2} x$.

However, in order to obtain the final convolutional layer similar to Kipf & Welling (2017b) proposed, Feng et al. (2019) used a specific matrix to fit the scalar parameter θ_0 , causing a flaw in the derivation. In the end, they have managed to obtain a seemingly correct hypergraph spectral convolution (HGNN):

$$\mathbf{Y} = \mathbf{D}^{-1/2} \mathbf{H} \mathbf{W} \mathbf{D}_e^{-1} \mathbf{H}^\top \mathbf{D}_v^{-1/2} \mathbf{X} \mathbf{\Theta}, \quad (18)$$

where $\mathbf{\Theta}$ is the parameter to be learned during the training process. There is no doubt that HGNN can work properly, but it could have low efficiency when the hypergraph of the datasets is disconnected. Our experiments in subsection 5.1 and Figure 4 verify our conclusion.

D.2. Spectral Analysis of HGNN

We give the definition of Rayleigh quotient to study the spectrum of Laplacian.

Lemma D.1 (Rayleigh Quotient (Horn, 1986)). Assume that $\mathbf{M} \in \mathbb{R}^{n \times n}$ is a real symmetric matrix and $\mathbf{x} \in \mathbb{R}^n$ is an arbitrary nonzero vector. Let $\lambda_1 \leq \lambda_2 \leq \dots \leq \lambda_n$ denote the eigenvalues of \mathbf{M} in order. Then the Rayleigh quotient satisfies the property:

$$\lambda_1 \leq R(\mathbf{M}, \mathbf{x}) := \frac{\mathbf{x}^\top \mathbf{M} \mathbf{x}}{\mathbf{x}^\top \mathbf{x}} \leq \lambda_n.$$

The equality holds that $R(\mathbf{M}, \mathbf{u}_1) = \lambda_1$ and $R(\mathbf{M}, \mathbf{u}_n) = \lambda_n$ where \mathbf{u}_i is the eigenvector related to λ_i , $i \in \{1, n\}$.

The Lemma D.1 is mainly used to get all exact or approximated eigenvalues and eigenvectors of \mathbf{M} .

In this part, we utilize it to prove that the smallest eigenvalue λ_{min} of $\mathbf{L} = \mathbf{I} - \mathbf{D}_v^{-\frac{1}{2}} \mathbf{H} \mathbf{W} \mathbf{D}_e^{-1} \mathbf{H}^\top \mathbf{D}_v^{-\frac{1}{2}}$ is 0 and figure out the corresponding eigenvector \mathbf{u}_{min} is $\mathbf{D}_v^{\frac{1}{2}} \mathbf{1}$.

Specifically, let g denote an arbitrary column vector which assigns to each vertex $v \in \mathcal{V}$ a real value $g(v)$. We demonstrate $R(\mathbf{L}, g)$ as below in order to describe our conclusion distinctly:

$$\begin{aligned} \lambda_{min} &\leq \frac{g^\top \mathbf{L} g}{g^\top g} = \frac{g^\top (\mathbf{I} - \mathbf{D}_v^{-\frac{1}{2}} \mathbf{H} \mathbf{W} \mathbf{D}_e^{-1} \mathbf{H}^\top \mathbf{D}_v^{-\frac{1}{2}}) g}{g^\top g} \\ &= \frac{(\mathbf{D}_v^{\frac{1}{2}} f)^\top (\mathbf{I} - \mathbf{D}_v^{-\frac{1}{2}} \mathbf{H} \mathbf{W} \mathbf{D}_e^{-1} \mathbf{H}^\top \mathbf{D}_v^{-\frac{1}{2}}) (\mathbf{D}_v^{\frac{1}{2}} f)}{(\mathbf{D}_v^{\frac{1}{2}} f)^\top (\mathbf{D}_v^{\frac{1}{2}} f)} \\ &= \frac{f^\top (\mathbf{D}_v - \mathbf{H} \mathbf{W} \mathbf{D}_e^{-1} \mathbf{H}^\top) f}{f^\top \mathbf{D}_v f} \\ &= \frac{\sum_e \sum_v \sum_u \frac{w(e)h(v,e)h(u,e)}{\delta(e)} (f(u) - f(v))^2}{2 \sum_v f(v)^2 d(v)} \end{aligned}$$

where $g = \mathbf{D}_v^{1/2} f$ and $f \in \mathbb{R}^{|\mathcal{V}| \times 1}$. It is easy to see the fact: $R(\mathbf{L}, g) \geq 0$, and $R(\mathbf{L}, g) = 0$ if and only if $f = \mathbf{1}$ (i.e. $g = \mathbf{D}_v^{1/2} \mathbf{1}$). Then with lemma D.1 we get $\lambda_{min} = \min_g R(\mathbf{L}, g) = R(\mathbf{L}, \mathbf{D}_v^{1/2} \mathbf{1}) = 0$ and $\mathbf{u}_{min} = \mathbf{D}_v^{\frac{1}{2}} \mathbf{1}$.

Actually, since the Laplacian of Zhou et al. (2006) is our unified Laplacian in Corollary 2.6, the property above can be directly led by Thm. G.7.

E. The Relationship between Generalized Hypergraphs and Digraphs

In this part, we would like to illustrate that our unified random walk on a hypergraph is always equivalent to a random walk on the weighted directed clique graph. As long as the equivalent conditions are established, the graphs can be viewed as the low-order encoders of hypergraphs, and many machine learning methods of digraphs could be easily generalized to hypergraphs.

Chitra & Raphael (2019), whose random walk is a special case of our framework with $\rho(\cdot) = (\cdot)^{-1}$, $\mathbf{Q}_1 = \mathbf{H}$, claims that the hypergraph with edge-dependent weights (i.e. \mathbf{Q}_2 is edge-dependent) is equivalent to a directed graph. Here we extend this conclusion to a more general version by the above definition.

Theorem E.1. (Equivalency between hypergraph and weighted digraph) Let $\mathcal{H}(\mathcal{V}, \mathcal{E}, \mathbf{W}, \mathbf{Q}_1, \mathbf{Q}_2)$ denote the generalized hypergraph in Definition 2.2. There exists a weighted directed clique graph \mathcal{G}^C such that the random walk on \mathcal{H} is equivalent to a random walk on \mathcal{G}^C .

Thm. E.1 indicates that any hypergraph is equivalent to a digraph under our framework (Fig. 1) and implies that the existing hypergraph random walks are modeling pairwise relationships (proof in Appendix G.1).

Adopting results of Thm. E.1, we design the Laplacian for our unified random walk framework and explore its spectral properties. Thm. E.1 says that the unified random walk framework is equivalent to directed graph, so we extend the definition of directed graph Laplacian (Chung, 2005) to obtain the normalized Laplacian matrix as follows.

Corollary E.2. (Random Walk-based Hypergraph Laplacian) Let $\mathcal{H}(\mathcal{V}, \mathcal{E}, \mathbf{W}, \mathbf{Q}_1, \mathbf{Q}_2)$ be the generalized hypergraph. Let \mathbf{P} be the transition matrix of our random walk framework on \mathcal{H} with stationary distribution π (suppose that exists). Let Φ be a $|\mathcal{V}| \times |\mathcal{V}|$ diagonal matrix with $\Phi(v, v) = \pi(v)$. The unified random walk-based hypergraph Laplacian matrix \mathbf{L}_{rw} is defined as:

$$\mathbf{L}_{rw} = \mathbf{I} - \frac{\Phi^{1/2} \mathbf{P} \Phi^{-1/2} + \Phi^{-1/2} \mathbf{P}^\top \Phi^{1/2}}{2}. \quad (19)$$

Following Chung (2005), it is easy to study many properties based on Rayleigh quotient of \mathbf{L}_{rw} , such as positive semi-definite, Cheeger inequality, etc. The Laplacian \mathbf{L}_{rw} has a great expressive power thanks to the comprehensive random walk, which unifies most of existing random walk-based Laplacian variants due to the generalization ability of the framework (see Appendix B.3). Note that the distribution π is not easy to obtain and do not admit a unitized expression that limits

the application of \mathbf{L}_{rw} in Eq. (19). In this paper, we focus on the case when hypergraph is equivalent to undigraph (Thm. 2.5) and deduce the explicit expression of \mathbf{L}_{rw} (Corollary 2.6).

Based on our equivalency Theorem and Laplacian, we can design directed graph neural networks for generalized hypergraph learning, which we will do as a future work.

F. Derivation and Analysis of H-GNNs

F.1. GNN induced Hypergraph NNs

We define \mathbf{K} as $\mathbf{Q}_2 \mathbf{W} \rho(\mathbf{D}_e) \mathbf{Q}_2^\top$. Then the unified hypergraph Laplacian matrix \mathbf{L} in Thm. 2.6 can be denoted as

$$\mathbf{L} = \mathbf{I} - \hat{\mathbf{D}}_v^{-1/2} \mathbf{K} \hat{\mathbf{D}}_v^{-1/2}, \quad (20)$$

H-GCN Following Defferrard et al. (2016), the convolutional kernel is approximated with Chebyshev polynomial to avoid eigenvalue decomposition of \mathbf{L} .

$$\mathbf{g} \star \mathbf{x} = \theta_0 \mathbf{x} - \theta_1 \hat{\mathbf{D}}_v^{-1/2} \mathbf{K} \hat{\mathbf{D}}_v^{-1/2} \mathbf{x}. \quad (21)$$

Then we adopt the same method proposed by (Kipf & Welling, 2017b) to set the parameter $\theta = \theta_0 = -\theta_1$ and obtain the following expression:

$$\mathbf{g} \star \mathbf{x} = \theta \left(\mathbf{I} + \hat{\mathbf{D}}_v^{-1/2} \mathbf{K} \hat{\mathbf{D}}_v^{-1/2} \right) \mathbf{x}. \quad (22)$$

According to Theorem G.7, it is easy to know the eigenvalues of $\mathbf{I} + \hat{\mathbf{D}}_v^{-1/2} \mathbf{K} \hat{\mathbf{D}}_v^{-1/2}$ range in $[0, 2]$, which may cause the unstable numerical instabilities and gradient explosion problem. So we use the renormalization trick (Kipf & Welling, 2017b):

$$\mathbf{I} + \hat{\mathbf{D}}_v^{-1/2} \mathbf{K} \hat{\mathbf{D}}_v^{-1/2} \rightarrow \tilde{\mathbf{D}}_v^{-1/2} \tilde{\mathbf{K}} \tilde{\mathbf{D}}_v^{-1/2} \triangleq \tilde{\mathbf{T}}, \quad (23)$$

where $\tilde{\mathbf{K}} = \mathbf{K} + \mathbf{I}$ can be regarded as the weighted adjacency matrix of the equivalent weighted graph with self-loops, and $\tilde{\mathbf{D}}(v, v) = \sum_u \tilde{\mathbf{K}}(v, u)$ is a $|\mathcal{V}| \times |\mathcal{V}|$ diagonal matrix. This self-loops makes the methods more robust to process disconnected hypergraphs datasets. Finally, we drive the generalized hypergraph convolutional network(**H-GCN**):

$$\mathbf{X}^{(l+1)} = \psi(\tilde{\mathbf{T}} \mathbf{X}^{(l)} \Theta) \quad (24)$$

Θ is a learnable parameter and $\psi(\cdot)$ denotes an activation function.

There are several leading message-passing models of undirected graph which are easy convert to the corresponding Hypergraph version under our GHSC framework.

H-APPNP.

$$\begin{aligned} \mathbf{Z}^{(0)} &= \mathbf{H}, \mathbf{H} = f_\theta(\mathbf{X}); \\ \mathbf{Z}^{(k+1)} &= (1 - \alpha) \tilde{\mathbf{T}} \mathbf{Z}^{(k)} + \alpha \mathbf{H}; \\ \mathbf{Z}^{(k)} &= \text{softmax}((1 - \alpha) \tilde{\mathbf{T}} \mathbf{Z}^{(k-1)} + \alpha \mathbf{H}), \end{aligned} \quad (25)$$

where \mathbf{X} is the original node feature matrix and \mathbf{H} is the feature embedding generating by a prediction neural network f_θ . Similar with H-GCN, $\tilde{\mathbf{T}}$ is the symmetrical normalized weighted adjacnecy matrix of the equivalent weighted graph with self-loops.

H-SSGC.

$$\mathbf{Z} = \text{softmax}\left(\frac{1}{K} \sum_{k=1}^K ((1 - \alpha) \tilde{\mathbf{T}}^k \mathbf{X} + \alpha \mathbf{X}) \Theta\right), \quad (26)$$

where K is a hyperparameter for the diffusion steps and Θ is the learnable parameters matrix.

H-ChebNet.

$$\mathbf{Z} = \text{Relu}(\sum_{k=0}^K \tilde{\mathbf{T}}^k \mathbf{X} \Theta^{(k)}), \quad (27)$$

where $\Theta^{(k)} (k = 0, \dots, K)$ are the learnable parameter matrix for K -th chebyshev Polynomial of $\tilde{\mathbf{T}}$.

H-GCNII.

$$\mathbf{Z}^{(l+1)} = \sigma(((1 - \alpha_l)\tilde{\mathbf{T}}\mathbf{Z}^{(l)} + \alpha_l\mathbf{Z}^{(0)})((1 - \beta_l)\mathbf{I} + \beta_l\Theta^{(l)})), \quad (28)$$

where $\mathbf{Z}^{(l)}$ is the output of l -th layer of GCNII and $\mathbf{Z}^{(0)} = f_\theta(\mathbf{X})$.

Remark F.1. Most of existing hypergraph Laplacians (Zhou et al., 2006; Carletti et al., 2020; 2021) can be viewed as special forms of the Laplacian matrix \mathbf{L} and can be derived special cases of GHSC Framework.

F.2. Over-smoothing Analysis of GHSC

Informal Definition of oversmoothing on Hypergraphs. In our paper, the over-smoothing issue for hypergraphs means the nodes embeddings of hypergraphs are indistinguishable. The equivalent clique graphs have the same vertices as hypergraphs, so the oversmoothing issue for hypergraphs is defined upon the corresponding undirected graphs.

In order to formalise the analysis of oversmoothing on Hypergraphs, we further define a quantity to measure this phenomenon as follows. For real-world datasets, we always use non-Euclidean graphs with finite-dimensional features of vertices. It is difficult to use the absolute *diffusion distance* (Masuda et al., 2017) which measures the distance walked from starting vertex in the diffusion process. Therefore, we use the reciprocal of the mean l_1 -norm error between t -step transition probability \mathbf{P}^t and stationary distribution π as the measure of over-smoothing in arbitrary starting vertex. Formally, we name the measure by **over-smoothing energy** as follows:

$$e(i, t) = \frac{1}{\frac{1}{N} \|\mathbf{f}(i)\mathbf{P}^t - \pi\|_1}$$

where i denotes the sign of starting vertex i and t denotes the number of diffusion step. As mentioned in Corollary 2.7, $\mathbf{f}(i)$ is an initial distribution which means the walker diffuse starting from vertex i (i.e. $\mathbf{f}(i)_i = 1$ and $\mathbf{f}(i)_j = 0, \forall j \neq i$). It is easy to observe that if the limit of $e(i, t)$ with respect to t converges to infinity, it indicates the model based on \mathbf{P} undergo severe over-smoothing issue. Recall Corollary 2.7, we get a low-bounded quantity of $e(i, t)$ as $e_{low}(i, t)$:

$$e(i, t) \geq \frac{N}{\sum_{j=1}^N (1 - \lambda_H)^t \frac{\sqrt{\hat{d}(j)}}{\sqrt{\hat{d}(i)}}} = \frac{N\sqrt{\hat{d}(i)}}{(1 - \lambda_H)^t \varphi(H)} = e_{low}(i, t)$$

where $\varphi(H) = \sum_{j=1}^N \sqrt{\hat{d}(j)}$ can be seen as a constant associated with \mathcal{H} which is independent with i or t . Recall Corollary 2.7 that λ_H is smallest nonzero eigenvalue of \mathbf{L} .

Over-smoothing analysis of H-GCN. Here, H-GCN is used as an example of a GHSC framework derived spectral convolutional network for the analysis of oversmoothing problems. As shown in Table 15, we can see our proposed H-GCN model also face with the over-smoothing phenomenon. Assume that we get a K -layers H-GCN model with the form: $\mathbf{X}^{(l+1)} = \text{ReLU}(\tilde{\mathbf{T}}\mathbf{X}^{(l)}\Theta)$. To get a simple mathematical form from above incremental convolution formula (remove the activation layer), we could get approximated K -layers H-GCN as:

$$\tilde{\mathbf{X}}^{(K)} = \tilde{\mathbf{T}}^K \mathbf{X}^{(0)} \Theta$$

Intuitively, from the simple form we find the *over-smoothing energy* of H-GCN in vertex i can be represented by $e_{low}(i, K)$. It is easy to analyze that as $K \rightarrow \infty$, $e_{low}(i, K)$ converge to infinity which implies that the *over-smoothing energy* $e(i, t)$ converge to infinity. Furthermore, the convergence of *over-smoothing energy* to infinity means the error between initial signal and π converge to 0 as the number of layers increasing, which describes the reason of over-smoothing underwent by H-GCN from a quantitative perspective. HGNN (Feng et al., 2019) also suffers from over-smoothing as shown in Table 15. Meanwhile, the theoretical analysis of over-smoothing on HGNN can be covered by the analysis of H-GCN because HGNN is a special case of H-GCN (w/o and w re-normalization).

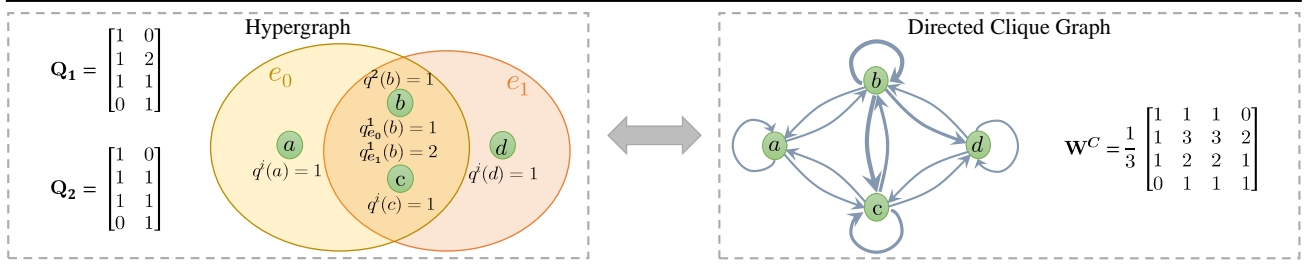


Figure 5: An example of hypergraph and its equivalent weighted directed graph, where $q^i(\cdot) = Q_i(\cdot, e), i \in \{1, 2\}$. Here, Q_1 is edge-dependent and Q_2 is edge-independent. The characteristics of the hypergraph are encoded in the weighted incidence matrices (i.e. vertex weights) Q_1, Q_2 . $W^C := Q_1 D_e^{-1} Q_2^\top$ denotes the edge-weight matrix of the clique graph and can be viewed as the embedding of high-order relationships.

G. Details of Theories and Proofs

G.1. Proof of Theorem E.1

Theorem E.1. (Equivalency between hypergraph and weighted digraph) Let $\mathcal{H}(\mathcal{V}, \mathcal{E}, \mathbf{W}, Q_1, Q_2)$ denote the generalized hypergraph in Definition 2.2. There exists a weighted directed clique graph \mathcal{G}^C such that the random walk on \mathcal{H} is equivalent to a random walk on \mathcal{G}^C .

Proof. Let $\omega(u, v)$ be the weight of edge (u, v) in \mathcal{G}^C . We set $\omega(u, v) = d(u)P(u, v)$ in Definition 2.1, then the weighted clique graph is a directed graph, where $P(u, v)$ is the transition probabilities in Eq. (3). The random walk on the directed weighted \mathcal{G}^C with transition probabilities

$$P^C(u, v) = \frac{\omega(u, v)}{\sum_{v \in \mathcal{V}} \omega(u, v)} = \frac{d(u)P(u, v)}{\sum_{v \in \mathcal{V}} d(u)P(u, v)} = P(u, v)$$

is equivalent to \mathcal{H} with transition probabilities $P(u, v)$. The matrix form of edge weight of \mathcal{G}^C is :

$$W^C = Q_1 W \rho(D_e) Q_2^\top$$

Suppose $W = I$ and let $\rho(\cdot) = (\cdot)^{-1}$, we can obtain the equivalent weighted clique graph showing in Figure 5.

G.2. Proof of Lemma 2.4

Lemma G.1. Let $\mathcal{H}(\mathcal{V}, \mathcal{E}, \mathbf{W}, Q_1, Q_2)$ denote the generalized hypergraph in Definition 2.2. Let $\mathcal{F}_{(Q_1, Q_2)}(u, v) := \sum_{e \in \mathcal{E}} w(e) \rho(\delta(e)) Q_1(u, e) Q_2(v, e)$ and $\mathcal{T}_{(Q)}(u) := \sum_{e \in \mathcal{E}} w(e) \delta(e) \rho(\delta(e)) Q(u, e)$. When Q_1, Q_2 satisfies the following equation

$$\begin{aligned} & \mathcal{T}_{(Q_2)}(u) \mathcal{T}_{(Q_1)}(v) \mathcal{F}_{(Q_1, Q_2)}(u, v) \\ &= \mathcal{T}_{(Q_2)}(v) \mathcal{T}_{(Q_1)}(u) \mathcal{F}_{(Q_1, Q_2)}(v, u), \forall u, v \in \mathcal{V} \end{aligned} \quad (4)$$

there exists a weighted undirected clique graph \mathcal{G}^C such that a random walk on \mathcal{H} is equivalent to a random walk on \mathcal{G}^C with edge weights $\omega(u, v) = \mathcal{T}_{(Q_2)}(u) \mathcal{F}_{(Q_1, Q_2)}(u, v) / \mathcal{T}_{(Q_1)}(u)$ if $\mathcal{T}_{(Q_1)}(u) \neq 0$ and 0 otherwise.

And the symmetrical Laplacian of \mathcal{G}^C is

$$L(u, v) = \mathcal{I}_{\{u=v\}} - \mathcal{T}_{(Q_2)}(u)^{-1/2} \omega(u, v) \mathcal{T}_{(Q_2)}(v)^{-1/2} \quad (29)$$

where $\mathcal{I}_{\{\cdot\}}$ denotes the indicator function.

Proof. Form Lemma C.2, we just need to prove Markov chain with state space \mathcal{V} is reversible. The transition probabilities of the unified random walk on \mathbf{H} are:

$$P(u, v) = \sum_{e \in \mathcal{E}} \frac{w(e) \rho(\delta(e)) Q_1(u, e) Q_2(v, e)}{d(u)} = \frac{\mathcal{F}_{(Q_1, Q_2)}(u, v)}{\mathcal{T}_{(Q_1)}(u)}$$

By Eq. (4), we have:

$$\mathcal{T}_{(Q_2)}(u) \frac{\mathcal{F}_{(Q_1, Q_2)}(u, v)}{\mathcal{T}_{(Q_1)}(u)} = \mathcal{T}_{(Q_2)}(v) \frac{\mathcal{F}_{(Q_1, Q_2)}(v, u)}{\mathcal{T}_{(Q_1)}(v)},$$

i.e.

$$\mathcal{T}_{(Q_2)}(u)P(u, v) = \mathcal{T}_{(Q_2)}(v)P(v, u),$$

Comparing with Eq. (11), we normalize $G(Q_2)$ to define the stationary distribution of M :

$$\pi(u) := \frac{\mathcal{T}_{(Q_2)}(u)}{\sum_{u \in \mathcal{V}} \mathcal{T}_{(Q_2)}(u)}, \forall u \in \mathcal{V}, \quad (30)$$

which can be easy to verify by $\sum_u \pi(u)P(u, v) = \pi(v)$. Thus, $\pi(u)P(u, v) = \pi(v)P(v, u)$, which suggests that M is reversible. By Lemma C.2, the edge weight $\omega(u, v)$ of \mathcal{G}^C is

$$\omega(u, v) = c\pi(u)P(u, v) = \mathcal{T}_{(Q_2)}(u)P(u, v) = \frac{\mathcal{T}_{(Q_2)}(u)}{\mathcal{T}_{(Q_1)}(u)} \mathcal{F}_{(Q_1, Q_2)}(u, v)$$

To gain the Laplacian of \mathcal{G}^C , we calculate the sum of row of edge weights matrix,

$$\sum_{v \in \mathcal{V}} \omega(u, v) = \frac{\mathcal{T}_{(Q_2)}(u)}{\mathcal{T}_{(Q_1)}(u)} \sum_{v \in \mathcal{V}} \mathcal{F}_{(Q_1, Q_2)}(u, v) = \mathcal{T}_{(Q_2)}(u)$$

Then we get the symmetrical Laplacian of \mathcal{G}^C :

$$L(u, v) = \mathcal{I}_{\{u=v\}} - \mathcal{T}_{(Q_2)}(u)^{-\frac{1}{2}} \omega(u, v) \mathcal{T}_{(Q_2)}(v)^{-\frac{1}{2}} \quad (31)$$

G.3. Proof of Theorem 2.5

Theorem 2.5 (Equivalency between generalized hypergraph and weighted undigraph). *Let $\mathcal{H}(\mathcal{V}, \mathcal{E}, \mathbf{W}, \mathbf{Q}_1, \mathbf{Q}_2)$ denote the generalized hypergraph in Definition 2.2. When \mathcal{H} satisfies any of the condition bellow:*

Condition (1): \mathbf{Q}_1 and \mathbf{Q}_2 are both edge-independent;

Condition (2): $\mathbf{Q}_1 = k\mathbf{Q}_2$ ($k \in \mathbb{R}$),

there exists a weighted undirected clique graph \mathcal{G}^C such that a random walk on \mathcal{H} is equivalent to a random walk on \mathcal{G}^C .

Proof.

1) Proof based on Lemma 2.4 For condition (1),

$$\begin{aligned} \mathcal{F}_{(Q_1, Q_2)}(u, v) &= \sum_{e \in \mathcal{E}} w(e) \rho(\delta(e)) Q_1(u, e) Q_2(v, e) = q_1(u) q_2(v) \sum_{e \in \mathcal{E}} w(e) \rho(\delta(e)) H(u, e) H(v, e) \\ \mathcal{T}_{(Q_i)}(u) &= \sum_{e \in \mathcal{E}} w(e) \delta(e) \rho(\delta(e)) Q_i(u, e) = q_i(u) \sum_{e \in \mathcal{E}} w(e) \delta(e) \rho(\delta(e)) H(u, e), \quad i = \{1, 2\} \end{aligned} \quad (32)$$

Substituting the above equations into Eq. (4), then Eq. (4) holds.

For condition (2),

$$\begin{aligned} \mathcal{F}_{(Q_1, Q_2)}(u, v) &= \sum_{e \in \mathcal{E}} w(e) \rho(\delta(e)) Q_1(u, e) Q_2(v, e) = k \sum_{e \in \mathcal{E}} w(e) \rho(\delta(e)) Q_2(u, e) Q_2(v, e) \\ \mathcal{T}_{(Q_1)}(u) &= \sum_{e \in \mathcal{E}} w(e) \delta(e) \rho(\delta(e)) Q_1(u, e) = k \sum_{e \in \mathcal{E}} w(e) \delta(e) \rho(\delta(e)) Q_2(u, e) = k \mathcal{T}_{(Q_2)}(u) \end{aligned} \quad (33)$$

Similarly, substituting the above equations into Eq. (4), then Eq. (4) holds.

2) Proof based on Lemma C.2 I) For Condition (1):

Because \mathbf{Q}_1 and \mathbf{Q}_2 are both edge-independent, we set $Q_1(u, e) = q_1(u)$ and $Q_2(v, e) = q_2(v)$ for all hyperedge e . From Lemma C.2, the key is to prove the unified hypergraph random walk on \mathcal{H} under condition (1) is reversible (see Definition C.1). It is hard to find the explicit form of π before we get Corollary G.5. Fortunately, by Kolmogorov's criterion, that is equal to prove:

$$p_{v_1, v_2} p_{v_2, v_3} \cdots p_{v_n, v_1} = p_{v_1, v_n} p_{v_n, v_{n-1}} \cdots p_{v_2, v_1}$$

for arbitrary subset $\{v_1, \dots, v_n\} \subseteq \mathcal{V}$. The transition probabilities of the generalized random walk on \mathbf{H} are:

$$\begin{aligned} p(u, v) &= \sum_{e \in \mathcal{E}} \frac{w(e) \rho(\delta(e)) Q_1(u, e) Q_2(v, e)}{d(u)} = \frac{q_1(u) q_2(v)}{d(u)} \sum_{e \in \mathcal{E}} w(e) \rho(\delta(e)) H(u, e) H(v, e) \\ &= \frac{q_1(u) q_2(v)}{d(u)} \sum_{e \in E(u, v)} w(e) \rho(\delta(e)) \end{aligned}$$

where $E(u, v) = \{e \in \mathcal{E} : u \in e, v \in e\}$ to be the set of hyperedges incident to both v and u . Then we have:

$$\begin{aligned} &p_{v_1, v_2} \cdots p_{v_n, v_1} \\ &= \left(\frac{q_1(v_1) q_2(v_2)}{d(v_1)} \sum_{e \in E(v_1, v_2)} w(e) \rho(\delta(e)) \right) \cdots \left(\frac{q_1(v_n) q_2(v_1)}{d(v_n)} \sum_{e \in E(v_n, v_1)} w(e) \rho(\delta(e)) \right) \\ &= \left(\prod_{i=1}^n \frac{q_1(v_i) q_2(v_i)}{d(v_i)} \right) \cdot \left(\prod_{i=1}^n \sum_{e \in E(v_i, v_{i+1})} w(e) \rho(\delta(e)) \right), \text{ where set } v_{n+1} = v_1 \\ &= \left(\frac{q_1(v_1) q_2(v_n)}{d(v_1)} \sum_{e \in E(v_n, v_1)} w(e) \rho(\delta(e)) \right) \cdots \left(\frac{q_1(v_2) q_2(v_1)}{d(v_2)} \sum_{e \in E(v_1, v_2)} w(e) \rho(\delta(e)) \right) \\ &= p_{v_1, v_n} \cdots p_{v_2, v_1} \end{aligned}$$

So the unified random walk on \mathcal{H} under condition (1) is reversible.

As a matter of fact, we can succinctly obtain the reversibility via the stationary distribution. Specifically, we can verify the stationary distribution is

$$\pi(u) = \frac{\sum_{e \in \mathcal{E}} w(e) \delta(e) \rho(\delta(e)) Q_2(u, e)}{\sum_{v \in \mathcal{V}} \sum_{e \in \mathcal{E}} w(e) \delta(e) \rho(\delta(e)) Q_2(v, e)} \quad (34)$$

by $\sum_u \pi(u) P(u, v) = \pi(v)$. Then with $\pi(u) P(u, v) = \pi(v) P(v, u)$ holding, we know our unified random walk on \mathcal{H} under condition (1) is reversible. Since \mathcal{H} is connected, the unified random on \mathcal{H} is irreducible. From Lemma C.2, We know that the current unified random walk on \mathcal{H} is equivalent to a random walk on an undirected graph \mathcal{G} with vertex set \mathcal{V} . By Eq. (12), the edge weights of \mathcal{G} are:

$$\omega(u, v) = c \pi(u) P(u, v) = \sum_{e \in \mathcal{E}} w(e) \rho(\delta(e)) Q_2(u, e) Q_2(v, e) \quad (35)$$

where $c = \sum_{v \in \mathcal{V}} \sum_{e \in \mathcal{E}} w(e) \delta(e) \rho(\delta(e)) Q_2(v, e)$. Note that $P(u, v) > 0$ if and only if $\omega(u, v) > 0$, so \mathcal{G} is the clique graph of \mathcal{H} .

II) For condition (2) that $\mathbf{Q}_1 = k \mathbf{Q}_2$,

we have $\mathbf{P} = k \mathbf{D}_v^{-1} \mathbf{Q}_2 \mathbf{W} \rho(\mathbf{D}_e) \mathbf{Q}_2^\top$. Thanks to the underlying symmetry adjacency matrix of \mathbf{P} (i.e. $\mathbf{Q}_2 \mathbf{W} \rho(\mathbf{D}_e) \mathbf{Q}_2$ is symmetrical), we have: $\mathbf{1}^\top \hat{D}_v \mathbf{P} = \mathbf{1}^\top \hat{D}_v^\top$. Thus, the stationary distribution is

$$\pi(u) = \frac{\hat{d}(u)}{\sum_v \hat{d}(v)} = \frac{\sum_{e \in \mathcal{E}} w(e) \delta(e) \rho(\delta(e)) Q(u, e)}{\sum_{v \in \mathcal{V}} \sum_{e \in \mathcal{E}} w(e) \delta(e) \rho(\delta(e)) Q(v, e)} \quad (36)$$

Further, we would prove that the unified random walk on \mathcal{H} under current condition (2) is reversible.

$$\begin{aligned}\pi(u)p(u, v) &= \frac{\hat{d}(u)}{\sum_{v'} \hat{d}(v')} \sum_{e \in \mathcal{E}} \frac{w(e)\rho(\delta(e))Q(u, e)Q(v, e)}{d(u)} \\ &= \frac{d(v)}{\sum_{v'} d(v')} \sum_{e \in \mathcal{E}} \frac{w(e)\rho(\delta(e))Q(v, e)Q(u, e)}{d(v)} = \pi(v)p(v, u)\end{aligned}$$

So the unified hypergraph random walk on \mathcal{H} under condition (2) is reversible. Since \mathcal{H} is connected, the unified random on \mathcal{H} is irreducible. From Lemma C.2, We know that the current unified random walk is equivalent to a random walk on a weighted, undirected graph \mathcal{G} with vertex set \mathcal{V} . By Eq. (12), the edge weights of \mathcal{G} are:

$$\omega(u, v) = c\pi(u)P(u, v) = \sum_{e \in \mathcal{E}} w(e)\rho(\delta(e))Q(u, e)Q(v, e) \quad (37)$$

where $c = \sum_{v'} d(v') = \sum_{v \in \mathcal{V}} \sum_{e \in \mathcal{E}} w(e)\delta(e)\rho(\delta(e))Q(v, e)$. Note that $P(u, v) > 0$ if and only if $\omega(u, v) > 0$, so \mathcal{G} is the clique graph of \mathcal{H} . On the whole, we get the specific equivalent weighted undigraphs under our condition (1) and condition (2). Note that they have the same edge weights expression (Eq. (35), Eq. (37)):

$$\mathbf{W}^C = \mathbf{Q}_2 \mathbf{W} \rho(\mathbf{D}_e) \mathbf{Q}_2^\top$$

which further suggests the connection between condition (1) and condition (2) stated in Corollary G.5 and Thm. 2.6.

Remark: Let $\rho(\cdot) = (\cdot)^{-1}$ and $\mathbf{W} = \mathbf{I}$, we can get the undigraph shown in Figure 1.

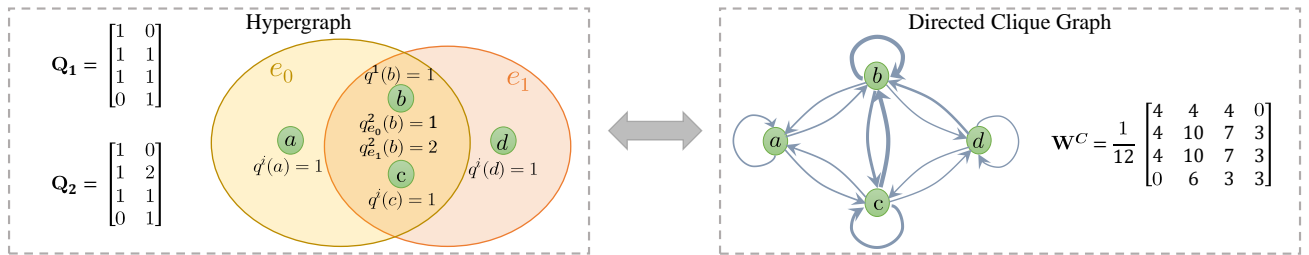


Figure 6: An example of hypergraph and its equivalent weighted directed graph, where $q^i(\cdot) = Q_i(\cdot, e)$, $i \in \{1, 2\}$. Here, \mathbf{Q}_1 is edge-independent and \mathbf{Q}_2 is edge-dependent. The characteristics of the hypergraph are encoded in the weighted incidence matrices (i.e. vertex weights) $\mathbf{Q}_1, \mathbf{Q}_2$. $\mathbf{W}^C := \mathbf{Q}_1 \mathbf{D}_e^{-1} \mathbf{Q}_2^\top$ denotes the edge-weight matrix of the clique graph and can be viewed as the embedding of high-order relationships.

G.4. Nonequivalent Condition.

Theorem G.2. *There at least exists one generalized hypergraph $\mathcal{H}(\mathcal{V}, \mathcal{E}, \mathbf{W}, \mathbf{Q}_1, \mathbf{Q}_2)$ (Definition 2.2) with edge-dependent weights and $\mathbf{Q}_1 \neq k\mathbf{Q}_2$, such that a random walk on \mathcal{H} is not equivalent to a random walk on its undirected clique graph \mathcal{G}^C for any choice of edge weights on \mathcal{G}^C .*

Remark. Theorem G.2 tells that the random walk on a hypergraph can not be always equivalent to a random walk on an undigraph, and open up the possibility to construct a hypergraph is not equivalent to an undigraph, which may inspire researcher to further study for higher-order interactions and other insurmountable bottlenecks on hypergraphs.

Proof. When the vertex weights are edge-dependent, the reversibility is not always satisfied in our unified random walk on a hypergraph. By Lemma C.2, if the unified random walk is not time-reversible, it could not equivalent to random walks on digraphs for any choice of edge weights.

A irreversible example can see Figure 6. The probability transition matrix of the unified random walk on the left hyper-

graph (with $\mathbf{W} = \mathbf{I}$, $\rho(\cdot) = (\cdot)^{-1}$) is given below:

$$\mathbf{P} = \mathbf{D}_v^{-1} \mathbf{Q}_1 \mathbf{W} \rho(\mathbf{D}_e) \mathbf{Q}_2^\top = \mathbf{D}_v^{-1} \mathbf{Q}_1 \mathbf{D}_e^{-1} \mathbf{Q}_2^\top = \begin{bmatrix} \frac{1}{3} & \frac{1}{3} & \frac{1}{3} & 0 \\ \frac{1}{6} & \frac{5}{12} & \frac{7}{24} & \frac{1}{8} \\ \frac{1}{6} & \frac{5}{12} & \frac{7}{24} & \frac{1}{8} \\ 0 & \frac{1}{2} & \frac{1}{3} & \frac{1}{3} \end{bmatrix}, \quad (38)$$

and the stationary distribution of the unified random walk on hypergraph with \mathbf{P} is:

$$\pi = [\frac{3}{17}, \frac{7}{17}, \frac{5}{17}, \frac{2}{17}] \quad (39)$$

We verify $\pi(1)P'(1,2) = \frac{3}{17} \times \frac{1}{3} \neq \frac{7}{17} \times \frac{1}{6} = \pi(2)P(2,1)$, which indicates that the Markov chain represented by the unified random walk in Figure 6 with transition probabilities \mathbf{P} is irreversible.

G.5. Failure Condition of Function.

As a matter of fact, the ρ in our random walk framework can not always work and we give its failure condition as follows.

Proposition G.3. *Let $\mathcal{H}(\mathcal{V}, \mathcal{E}, \mathbf{W}, \mathbf{Q})$ associated with the unified random walk in Definition 2.1. $\rho(\cdot)$ fails to work in our unified random walk if the hyperedge degrees are edge-independent (i.e. $\delta(e) = \delta(e')$, $\forall e' \in \mathcal{E}$).*

Proof. Given $\delta(e)$ are edge-independent, let us suppose $\delta(e) = k$, then

$$\begin{aligned} P(u, v) &= \sum_{e \in \mathcal{E}} \frac{w(e)Q_1(u, e)Q_2(v, e)\rho(\delta(e))}{d(u)} = \sum_{e \in \mathcal{E}} \frac{w(e)Q_1(u, e)Q_2(v, e)\rho(\delta(e))}{\sum_{e \in \mathcal{E}} w(e)\delta(e)\rho(\delta(e))Q_1(v, e)} \\ &= \sum_{e \in \mathcal{E}} \frac{w(e)Q_1(u, e)Q_2(v, e)\rho(k)}{\sum_{e \in \mathcal{E}} w(e)\delta(e)\rho(k)Q_1(v, e)} = \sum_{e \in \mathcal{E}} \frac{\rho(k)w(e)Q_1(u, e)Q_2(v, e)}{\rho(k) \sum_{e \in \mathcal{E}} w(e)\delta(e)Q_1(v, e)} \\ &= \sum_{e \in \mathcal{E}} \frac{w(e)Q_1(u, e)Q_2(v, e)}{\sum_{e \in \mathcal{E}} w(e)\delta(e)Q_1(v, e)} \end{aligned}$$

which indicates $P(u, v)$ is independent to $\rho(\cdot)$, i.e. $\rho(\cdot)$ fails to work.

It is obvious that the k -uniform hypergraph has edge-independent hyperedge degrees. Formally, we have the following proposition.

Proposition G.4. *Let $\mathcal{H}(\mathcal{V}, \mathcal{E}, \mathbf{W}, \mathbf{Q}_1, \mathbf{Q}_2)$ denote the generalized hypergraph in Definition 2.2 with $\rho(\cdot) = (\cdot)^\sigma$ and $\mathbf{Q}_1 = \mathbf{Q}_2 = \mathbf{H}$, then \mathcal{H} is a k -uniform hypergraph (i.e. each hyperedge contains the same number of vertices) if and only if $P(u, v)$ in Eq. (3) is independent with σ .*

Proof. For $\mathbf{Q} = \mathbf{H}$, then $\delta(e) = \sum_{v \in e} h(v, e) = k$.

So, for all $u, v \in \mathcal{V}$, we have:

$$K^{(\sigma)}(u, v) := \sum_{e \in \mathcal{E}} w(e)(\delta(e))^\sigma q_e(u)q_e(v) = k^\sigma \sum_{e \in \mathcal{E}} w(e)H(u, e)H(v, e) \quad (40)$$

Then we get the entries of the transition matrix $\mathbf{P}^{(\sigma)}$:

$$P^{(\sigma)}(u, v) := \frac{K^{(\sigma)}(u, v)}{\sum_b K^{(\sigma)}(u, b)} = \frac{k^\sigma \sum_{e \in \mathcal{E}} w(e)H(u, e)H(v, e)}{\sum_{b \in \mathcal{V}} k^\sigma \sum_{e \in \mathcal{E}} w(e)H(u, e)H(b, e)} \quad (41)$$

$$= \frac{\sum_{e \in \mathcal{E}} w(e)H(u, e)H(v, e)}{\sum_{b \in \mathcal{V}} \sum_{e \in \mathcal{E}} w(e)H(u, e)H(b, e)} \quad (42)$$

It is easy to see that $P^{(\sigma)}(u, v)$ is independent with σ .

The other direction, we find when $P^{(\sigma)}(u, v)$ is independent with σ , then:

$$\frac{\partial P^{(\sigma)}(u, v)}{\partial \sigma} = \frac{\frac{\partial d(u)}{\partial \sigma} K^{(\sigma)}(u, v) - \frac{\partial K^{(\sigma)}(u, v)}{\partial \sigma} d(u)}{d^2(u)} \quad (43)$$

$$= \frac{\sum_b \sum_e \sum_{e'} w(e)w(e')h(u, e)h(u, e')h(v, e')h(b, e)\delta(e)^\sigma \delta(e')^\sigma (\ln(\delta(e)) - \ln(\delta(e')))}{d^2(u)} \quad (44)$$

$$= 0, \forall u, v \in \mathcal{V} \quad (45)$$

It is equal to $\exists k \in \mathbf{Z}^{++}$ s.t.:

$$\delta(e) = \delta(e') = k \text{ for all } e \in \mathcal{E}$$

i.e. the hypergraph is k -uniform. With the condition that $\mathbf{Q}_1 = \mathbf{Q}_2 = \mathbf{H}$, our unified random walk on hypergraph reduces to a random walk on hypergraph that leaving only incident relationships between hyperedges and vertices. Actually, the reduced random walk mentioned is a common structure in real-world applications. The proposition is to say when the hypergraph based on the reduced random walk is uniform, the function $\rho(\cdot)$ does not impact the importance between vertices any more.

G.6. Proof of Corollary 2.6.

Before proving the Corollary 2.6, we further illustrate the fact that Lemma G.5 states.

Lemma G.5. *Let $\mathcal{H}(\mathcal{V}, \mathcal{E}, \mathbf{W}, \mathbf{Q}_1, \mathbf{Q}_2)$ be the generalized hypergraph in Definition 2.2. Given a \mathcal{H} satisfying condition (1) in Thm. 2.5, there exists a \mathcal{H}' satisfying the condition (2) such that the random walk on \mathcal{H} is equivalent to that on \mathcal{H}' .*

Proof of Lemma G.5. When the condition (2) in Thm. 2.5 holds (i.e. $\mathbf{Q}_1 = \mathbf{Q}_2$), the transition probabilities of the unified random walk on \mathcal{H} are

$$P^{c2}(u, v) = \frac{\sum_{e \in \mathcal{E}} w(e)\rho(\delta(e))Q_2(u, e)Q_2(v, e)}{\sum_{e \in \mathcal{E}} w(e)\rho(\delta(e))\delta(e)Q_2(u, e)} \quad (46)$$

Meanwhile, if the condition (1) in Thm. 2.5 holds (i.e. $\mathbf{Q}_1, \mathbf{Q}_2$ are both edge-independent), for all hyperedge e , we represent $Q_1(u, e)$, $Q_2(v, e)$ as $q_1(u)$, $q_2(v)$ respectively, and the transition probabilities are

$$\begin{aligned} P^{c1}(u, v) &= \frac{\sum_{e \in \mathcal{E}} w(e)\rho(\delta(e))Q_1(u, e)Q_2(v, e)}{\sum_{e \in \mathcal{E}} w(e)\rho(\delta(e))\delta(e)Q_1(u, e)} = \frac{q_1(u)q_2(v) \sum_{e \in \mathcal{E}} w(e)\rho(\delta(e))H(u, e)H(v, e)}{q_1(u) \sum_{e \in \mathcal{E}} w(e)\rho(\delta(e))\delta(e)H(u, e)} \\ &= \frac{q_2(v) \sum_{e \in \mathcal{E}} w(e)\rho(\delta(e))H(u, e)H(v, e)}{q_2(v) \sum_{e \in \mathcal{E}} w(e)\rho(\delta(e))\delta(e)H(u, e)} = \frac{\sum_{e \in \mathcal{E}} w(e)\rho(\delta(e))Q_2(u, e)Q_2(v, e)}{\sum_{e \in \mathcal{E}} w(e)\rho(\delta(e))\delta(e)Q_2(u, e)} \end{aligned} \quad (47)$$

It can be observed that $P^{c1}(u, v) = P^{c2}(u, v)$, $\forall u, v \in \mathcal{V}$. By definition 2.3, the Lemma G.5 holds.

Next, based on Lemma G.5, we prove the following main conclusion.

Corollary G.6. *Let $\mathcal{H}(\mathcal{V}, \mathcal{E}, \mathbf{W}, \mathbf{Q}_1, \mathbf{Q}_2)$ be the generalized hypergraph in Definition 2.2. Let $\hat{\mathbf{D}}_v$ be a $|\mathcal{V}| \times |\mathcal{V}|$ diagonal matrix with entries $\hat{D}_v(v, v) := \hat{d}(v) := \sum_{e \in \mathcal{E}} w(e)\delta(e)\rho(\delta(e))Q_2(v, e)$. No matter \mathcal{H} satisfies condition (1) or condition (2) in Thm. 2.5, it obtains the unified explicit form of stationary distribution π and Laplacian matrix \mathbf{L} as:*

$$\pi = \frac{\mathbf{1}^\top \hat{\mathbf{D}}_v}{\mathbf{1}^\top \hat{\mathbf{D}}_v \mathbf{1}} \text{ and } \mathbf{L} = \mathbf{I} - \hat{\mathbf{D}}_v^{-1/2} \mathbf{Q}_2 \mathbf{W} \rho(\mathbf{D}_e) \mathbf{Q}_2^\top \hat{\mathbf{D}}_v^{-1/2}. \quad (5)$$

Proof of Corollary 2.6.

1) Proof based on Lemma 2.4 When the generalized hypergraph satisfies Theorem 2.5, we obtain the Eq. (32) and Eq. (33) in Appendix G.2. substituting the equations into Eq. (31) and Eq. (30), we can obtain the Corollary 2.6.

2) Proof based on Lemma G.5 We know whether \mathcal{H} satisfying condition (1) or condition (2) in Theorem 2.5, there exists a weighted undirected clique graph \mathcal{G}^C equivalent to \mathcal{H} . Recall Lemma G.5, when \mathcal{H} satisfies any of the two conditions, the probability transition matrix \mathbf{P} of \mathcal{H} can be denoted as:

$$P(u, v) = \frac{\sum_{e \in \mathcal{E}} w(e) \rho(\delta(e)) Q_2(u, e) Q_2(v, e)}{\sum_{e \in \mathcal{E}} w(e) \rho(\delta(e)) \delta(e) Q_2(u, e)}$$

Then, we obtain the unified form of probability transition matrix \mathbf{P} under any of the two conditions:

$$\mathbf{P} = \hat{\mathbf{D}}_v^{-1} \mathbf{Q}_2 \mathbf{W} \rho(\mathbf{D}_e) \mathbf{Q}_2^\top \quad (48)$$

where $\hat{\mathbf{D}}_v$ is a $|\mathcal{V}| \times |\mathcal{V}|$ diagonal matrix with entries $\hat{D}_v(v, v) = \sum_{e \in \mathcal{E}} w(e) \delta(e) \rho(\delta(e)) Q_2(v, e)$. Remark the \mathbf{P} is also the probability transition matrix of the equivalent undigraph in Theorem 2.5. Due to the symmetric adjacency matrix underlying \mathbf{P} (i.e. $\mathbf{Q}_2 \mathbf{W} \rho(\mathbf{D}_e) \mathbf{Q}_2^\top$ is symmetrical), it is easy to derive the unified stationary distribution π by $\mathbf{1}^\top \hat{\mathbf{D}}_v \mathbf{P} = \mathbf{1}^\top \hat{\mathbf{D}}_v$. Thus, the stationary distribution is:

$$\pi = \frac{\mathbf{1}^\top \hat{\mathbf{D}}_v}{\mathbf{1}^\top \hat{\mathbf{D}}_v \mathbf{1}} \left(\pi(u) = \frac{\hat{d}(u)}{\sum_v \hat{d}(v)} = \frac{\sum_{e \in \mathcal{E}} w(e) \delta(e) \rho(\delta(e)) Q_2(u, e)}{\sum_v \sum_{e \in \mathcal{E}} w(e) \delta(e) \rho(\delta(e)) Q_2(v, e)} \right) \quad (49)$$

Substitute \mathbf{P} and π into Eq. (19), we finally get the unified hypergraph Laplacian \mathbf{L} as:

$$\mathbf{L} = \mathbf{I} - \hat{\mathbf{D}}_v^{-1/2} \mathbf{Q}_2 \mathbf{W} \rho(\mathbf{D}_e) \mathbf{Q}_2^\top \hat{\mathbf{D}}_v^{-1/2}$$

Remark. The stationary distribution with edge-independent vertex weights in Chitra & Raphael (2019) can be seen as a special case of π in Eq. (49) by setting $\mathbf{Q}_1 = \mathbf{H}$, $Q_2(u, e) = \gamma(u)$ and $\rho(\cdot) = (\cdot)^{-1}$:

$$\pi^{Ch}(u) = \frac{\gamma(u) \sum_{e \in \mathcal{E}} w(e) H(u, e)}{\sum_v \gamma(v) \sum_{e \in \mathcal{E}} w(e) H(v, e)} = \frac{\gamma(u) d_{Ch}(u)}{\sum_v \gamma(v) d_{Ch}(v)}$$

where $d_{Ch}(u) = \sum_{e \in \mathcal{E}} w(e) h(u, e)$ is the definition of vertex degree in Chitra & Raphael (2019).

G.7. Spectral Range of Laplacian Matrix

The following Theorem proves the upper bound for eigenvalues of \mathbf{L} which meets the requirement of Chebyshev polynomials to enable the derivation for our proposed H-GCN(a simple case of GHSC) in Appendix F.1 and leads to Corollary 2.7 in the paper.

Theorem G.7. Let $\mathbf{L} = \mathbf{I} - \hat{\mathbf{D}}_v^{-1/2} \mathbf{Q}_2 \mathbf{W} \rho(\mathbf{D}_e) \mathbf{Q}_2^\top \hat{\mathbf{D}}_v^{-1/2}$ denote the unified hypergraph Laplacian matrix in Corollary 2.6 and $\lambda_1 \leq \lambda_2 \leq \dots \leq \lambda_n$ denote the eigenvalues of \mathbf{L} in order.

1) $\lambda_{min} = \lambda_1 = 0$ and $\mathbf{u}_1 = \hat{\mathbf{D}}_v^{\frac{1}{2}} \mathbf{1}$ (the eigenvector associated with λ_1)

2) For $k = 2, 3, \dots, n$, we have

$$\lambda_k = \inf_{f \perp \hat{\mathbf{D}}_v^{\frac{1}{2}} S_{k-1}} \frac{\sum_{e, u, v} \beta(e, u, v) (f(u) - f(v))^2}{\sum_v f(v)^2 d(v)},$$

here, S_{k-1} is the subspace spanned by eigenvectors $\{\mathbf{u}_1, \dots, \mathbf{u}_{k-1}\}$ where \mathbf{u}_i related to λ_i and $\beta(e, u, v) = w(e) \rho(\delta(e)) Q_2(v, e) Q_2(u, e)$.

3) $\lambda_{max} = \lambda_n \leq 2$

Proof: To analyze the generalized Laplacian proposed in our work, we use the Rayleigh quotient mentioned in the Lemma D.1 to give out some conclusions about the eigenvalues and eigenvectors of the Laplacian.

1) Deduce the Rayleigh quotient of \mathbf{L}_2 :

$$\begin{aligned}
\frac{g^\top \mathbf{L} g}{g^\top g} &= \frac{g^\top (\mathbf{I} - \hat{\mathbf{D}}_v^{-\frac{1}{2}} \mathbf{Q}_2 \mathbf{W} \rho(\mathbf{D}_e) \mathbf{Q}_2^\top \hat{\mathbf{D}}_v^{-\frac{1}{2}}) g}{g^\top g} \\
&= \frac{(\hat{\mathbf{D}}_v^{\frac{1}{2}} f)^\top (\mathbf{I} - \hat{\mathbf{D}}_v^{-\frac{1}{2}} \mathbf{Q}_2 \mathbf{W} \rho(\mathbf{D}_e) \mathbf{Q}_2^\top \hat{\mathbf{D}}_v^{-\frac{1}{2}}) (\hat{\mathbf{D}}_v^{\frac{1}{2}} f)}{(\hat{\mathbf{D}}_v^{\frac{1}{2}} f)^\top (\hat{\mathbf{D}}_v^{\frac{1}{2}} f)} \\
&= \frac{f^\top (\hat{\mathbf{D}}_v - \mathbf{Q} \mathbf{W} \rho(\mathbf{D}_e) \mathbf{Q}^\top) f}{f^\top \hat{\mathbf{D}}_v f} \\
&= \frac{\sum_u \sum_v \sum_e w(e) \rho(\delta(e)) Q_2(v, e) Q_2(u, e) (f(u) - f(v))^2}{2 \sum_v f(v)^2 \hat{d}(v)}
\end{aligned}$$

where $g = \hat{\mathbf{D}}_v^{1/2} f$ and $f \in \mathbb{R}^{|\mathcal{V}| \times 1}$. It is easy to see the fact: $R(\mathbf{L}, g) \geq 0$ and $R(\mathbf{L}, g) = 0$ if and only if $f = \mathbf{1}$ (i.e. $g = \hat{\mathbf{D}}_v^{1/2} \mathbf{1}$). Then with Lemma D.1 we get $\lambda_1 = \lambda_{\min} = \min_g R(\mathbf{L}, g) = R(\mathbf{L}, \hat{\mathbf{D}}_v^{1/2} \mathbf{1}) = 0$ and $\mathbf{u}_1 = \hat{\mathbf{D}}_v^{\frac{1}{2}} \mathbf{1}$.

2) From Courant–Fischer theorem (Horn, 1986), we have:

$$\begin{aligned}
\lambda_k &= \inf_{g \perp S_{k-1}} R(\mathbf{L}, g) = \inf_{g \perp S_{k-1}} \frac{g^\top \mathbf{L} g}{g^\top g} \\
&= \inf_{f \perp \hat{\mathbf{D}}_v^{\frac{1}{2}} S_{k-1}} \frac{\sum_u \sum_v \sum_e w(e) \rho(\delta(e)) Q_2(v, e) Q_2(u, e) (f(u) - f(v))^2}{2 \sum_v f(v)^2 \hat{d}(v)}
\end{aligned}$$

3) We have the fact:

$$(f(u) - f(v))^2 \leq 2(f^2(u) + f^2(v))$$

And from Lemma D.1, we get:

$$\begin{aligned}
\lambda_n &= \lambda_{\max} = R(\mathbf{L}, \mathbf{u}_{\max}) \\
&= \inf_{f \perp \hat{\mathbf{D}}_v^{\frac{1}{2}} S_{n-1}} \frac{\sum_u \sum_v \sum_e w(e) \rho(\delta(e)) Q_2(u, e) Q_2(v, e) (f(u) - f(v))^2}{2 \sum_v f(v)^2 \hat{d}(v)} \\
&\leq \inf_{f \perp \hat{\mathbf{D}}_v^{\frac{1}{2}} S_{n-1}} \frac{\sum_u \sum_e w(e) \rho(\delta(e)) \delta(e) Q_2(u, e) f(u)^2 + \sum_v \sum_e w(e) \rho(\delta(e)) \delta(e) Q_2(v, e) f(v)^2}{2 \sum_v f(v)^2 \hat{d}(v)} \\
&\leq \inf_{f \perp \hat{\mathbf{D}}_v^{\frac{1}{2}} S_{n-1}} \frac{2 \sum_u \hat{d}(u) f^2(u)}{\sum_v \hat{d}(v) f^2(v)} = 2
\end{aligned}$$

G.8. Proof of Corollary 2.7

Corollary G.8. Let $\mathcal{H}(\mathcal{V}, \mathcal{E}, \mathbf{W}, \mathbf{Q}_1, \mathbf{Q}_2)$ be the generalized hypergraph in Definition 2.1. When \mathcal{H} satisfies any of two conditions in Thm. 2.5, let \mathbf{L} and π be the hypergraph Laplacian matrix and stationary distribution from Corollary 2.6. Let λ_H denote the smallest nonzero eigenvalue of \mathbf{L} . Assume an initial distribution \mathbf{f} with $f(i) = 1$ ($f(j) = 0, \forall j \neq i$) which means the corresponding walk starts from vertex v_i . Let $\mathbf{p}^{(k)} = \mathbf{f} \mathbf{P}^k$ be the probability distribution after k steps unified random walk where \mathbf{P} denotes the transition matrix, then $p^{(k)}(j)$ denotes the probability of finding the walker in vertex v_j after k steps. We have:

$$|p^{(k)}(j) - \pi(j)| \leq \sqrt{\frac{\hat{d}(j)}{\hat{d}(i)}} (1 - \lambda_H)^k. \quad (6)$$

Proof: From Eq. (48):

$$\mathbf{P} = \hat{\mathbf{D}}_v^{-1} \mathbf{Q} \mathbf{W} \rho(\mathbf{D}_e) \mathbf{Q}^\top = \hat{\mathbf{D}}_v^{-\frac{1}{2}} (\mathbf{I} - \mathbf{L}) \hat{\mathbf{D}}_v^{\frac{1}{2}}$$

Then we have:

$$\mathbf{1}^\top \hat{\mathbf{D}}_v \mathbf{P} = \mathbf{1}^\top \hat{\mathbf{D}}_v$$

Then the stationary distribution $\pi \in \mathbb{R}^{1 \times |\mathcal{V}|}$ of \mathbf{P} can be denoted as:

$$\pi = \frac{\mathbf{1}^\top \hat{\mathbf{D}}_v}{c} \quad (50)$$

, where $c = \mathbf{1}^\top \hat{\mathbf{D}}_v \mathbf{1} = \sum_{v \in \mathcal{V}} \hat{d}(v) > 0$ is the sum of $\mathbf{1}^\top \hat{\mathbf{D}}_v$. Let $\lambda_1 \leq \lambda_2 \leq \dots \leq \lambda_n$ denote the eigenvalues of \mathbf{L} in order. Then we assume that $\mathbf{f} \hat{\mathbf{D}}_v^{-\frac{1}{2}} = \sum_{i=1}^n a_i \tilde{\mathbf{u}}_i^\top \in \mathbb{R}^{1 \times |\mathcal{V}|}$, where $\tilde{\mathbf{u}}_i \in \mathbb{R}^{|\mathcal{V}| \times 1}$ denotes the l_2 -norm orthonormal eigenvector related with λ_i . From Thm .G.7, we know $\tilde{\mathbf{u}}_1 = \frac{\mathbf{u}_1}{\|\mathbf{u}_1\|_2} = \frac{\hat{\mathbf{D}}_v^{-\frac{1}{2}} \mathbf{1}}{\sqrt{c}}$. Then a_1 can be computed as:

$$a_1 = \frac{\tilde{\mathbf{u}}_1^\top (\mathbf{f} \hat{\mathbf{D}}_v^{-\frac{1}{2}})^\top}{\tilde{\mathbf{u}}_1^\top \cdot \tilde{\mathbf{u}}_1} = \tilde{\mathbf{u}}_1^\top (\mathbf{f} \hat{\mathbf{D}}_v^{-\frac{1}{2}})^\top = \frac{(\hat{\mathbf{D}}_v^{-\frac{1}{2}} \mathbf{1})^\top (\mathbf{f} \hat{\mathbf{D}}_v^{-\frac{1}{2}})^\top}{\sqrt{c}} = \frac{1}{\sqrt{c}}$$

with the fact that $\mathbf{f} \in \mathbb{R}^{1 \times |\mathcal{V}|}$ is a probability distribution (i.e. $\mathbf{f} \mathbf{1} = 1$). Then,

$$\begin{aligned} |p_j(k) - \pi_j| &= |(\mathbf{f} \mathbf{P}^k)_j - \pi_j| = \left| \left(\mathbf{f} \mathbf{P}^k - \frac{\mathbf{1}^\top \hat{\mathbf{D}}_v}{c} \right)_j \right| = \left| \left(\mathbf{f} \mathbf{P}^k - a_1 \tilde{\mathbf{u}}_1^\top \hat{\mathbf{D}}_v^{\frac{1}{2}} \right)_j \right| \\ &= \left| \left(\mathbf{f} \hat{\mathbf{D}}_v^{-\frac{1}{2}} (\mathbf{I} - \mathbf{L})^k \hat{\mathbf{D}}_v^{\frac{1}{2}} - a_1 \tilde{\mathbf{u}}_1^\top \hat{\mathbf{D}}_v^{\frac{1}{2}} \right)_j \right| = \left| \left(\sum_{i=1}^n a_i \tilde{\mathbf{u}}_i^\top (\mathbf{I} - \mathbf{L})^k \hat{\mathbf{D}}_v^{\frac{1}{2}} - a_1 \tilde{\mathbf{u}}_1^\top \hat{\mathbf{D}}_v^{\frac{1}{2}} \right)_j \right| \\ &= \left| \left(\sum_{i=1}^n a_i \tilde{\mathbf{u}}_i^\top (1 - \lambda_i)^k \hat{\mathbf{D}}_v^{\frac{1}{2}} - a_1 \tilde{\mathbf{u}}_1^\top \hat{\mathbf{D}}_v^{\frac{1}{2}} \right)_j \right| = \left| \left(\sum_{i=2}^n a_i \tilde{\mathbf{u}}_i^\top (1 - \lambda_i)^k \hat{\mathbf{D}}_v^{\frac{1}{2}} \right)_j \right| \\ &\leq (1 - \lambda_H)^k \sqrt{\hat{d}(j)} \left| \left(\sum_{i=1}^n a_i \tilde{\mathbf{u}}_i^\top \right)_j \right| = (1 - \lambda_H)^k \sqrt{\hat{d}(j)} \left| (\mathbf{f} \hat{\mathbf{D}}_v^{-1/2})_j \right| \\ &\leq (1 - \lambda_H)^k \frac{\sqrt{\hat{d}(j)}}{\sqrt{\hat{d}(i)}} \end{aligned}$$

H. Generalized Hypergraph Partition

For arbitrary vertex subset $S \subset \mathcal{V}$, S^c denotes the compliment of S . We define the hyperedge boundary ∂S as $\partial S := \{e \in E \mid e \cap S \neq \emptyset, e \cap S^c \neq \emptyset\}$. We will generalize the hypergraph partition problem in Zhou et al. (2006) to our unified hypergraph framework. Hypergraph partition is to cut vertex set \mathcal{V} into two parts S and S^c . As shown in Theorem E.1, we are inspired to adopt the custom of directed graph normalized cut to formulate the hypergraph partition in a mathematical expression. We need to reuse the definition of $\text{vol}(S)$ and $\text{vol}(\partial S)$ for directed graphs as:

$$\text{vol}(S) = \sum_{u \in S} \pi(u), \quad \text{vol}(\partial S) = \sum_{u \in S} \sum_{v \in S^c} \pi(u) P(u, v)$$

And the objective function of the hypergraph partition can be expressed as:

$$\text{argmin}_{\emptyset \neq S \subset \mathcal{V}} c(S) := \text{vol} \partial S \left(\frac{1}{\text{vol}(S)} + \frac{1}{\text{vol}(S^c)} \right). \quad (51)$$

As we need the explicit form of stationary distribution to formulate this problem, we set the unified random walk on a

hypergraph that satisfies with the conditions in Thm. 2.5. Then we have:

$$\begin{aligned}\text{vol}(S) &= \frac{\sum_{u \in S} \hat{d}(u)}{\text{vol}(\mathcal{V})}, \\ \text{vol}(\partial S) &= \frac{1}{\text{vol}(\mathcal{V})} \sum_{e \in \partial S} \sum_{u \in e \cap S} \sum_{v \in e \cap S^c} w(e) \rho(\delta(e)) Q_2(u, e) Q_2(v, e) \\ &= \frac{1}{\text{vol}(\mathcal{V})} \sum_{e \in \partial S} w(e) \rho(\delta(e)) m(e \cap S) m(e \cap S^c)\end{aligned}$$

where $m(e \cap S) = \sum_{u \in e \cap S} Q_2(u, e)$ is a measure on the subset of V which explicitly demonstrates the difference between Zhou et al. (2006) (where $m(e \cap S) = \sum_{u \in e \cap S} H(u, e)$) and our work. We considerate more fine-grained information on vertices when we establish a measure on arbitrary subset of \mathcal{V} and involve the degree of hyperedges to impact the corresponding hyperedge weights rather than use the a priori hyperedge weights.

I. Details of Experiments

Note that our H-GNNs are based on the Laplacian led by the equivalent condition in Thm. 2.5, which means the vertex weights we use in our experimental datasets should satisfy the condition (1) or condition (2) in Thm. 2.5.

I.1. Hyper-parameter Strategy

We use grid search strategies to adjust the hyper-parameters of our H-GCN and H-SSGC. The range of hyper-parameters listed in Table 7, Table 8, Table 9, and Table 10.

Table 7: Hyper-parameter search range for citation network classification and visual object classification.

Methods	Hyper-parameter	Range
H-GNNs	σ	$\{-2, -1, -0.5, 0, 0.5, 1, 2\}$
	$\gamma(\text{visual object classification})$	$\{0.1, 0.2, 0.4, 0.5, 0.8, 1.0\}$
	Learning rate	$\{0.001, 0.005, 0.01\}$
	Hidden dimension	$\{128\}$
	Layers	$\{2, 4, 6, 8, 16, 32, 64\}$
	Weight decay	$\{1e-3, 1e-4, 5e-4, 1e-5\}$
	Dropout rate	$\{0.1, 0.2, 0.3, 0.4, 0.5\}$
	Optimizer	Adam
	Epoch	1000
	Early stopping patience	100
	GPU	Tesla V100

Extra parameter settings for Visual Object Classification include $k = 6$.

I.2. Baselines of Spectral Convolutions

For HGNN (Feng et al., 2019), in addition to the flaw during the derivation (i.e. use a specific matrix to fit the scalar parameter θ_0), when doing the Visual Object Classification experiment in their public code, it also takes Gaussian kernel as the incidence matrix for hypergraph learning, which lacks theoretical guarantee. So in our experiment, we just use the incidence matrix \mathbf{H} which only consists of elements $\{0, 1\}$ as the incidence matrix using in HGNN.

HGAT and HNHN we use the same grid search strategy as our methods.

I.3. Citation Network Classification

Datasets. The datasets we use for citation network classification include co-authorship and co-citation datasets: PubMed, Citeseer, Cora (Sen et al., 2008) and DBLP (Rossi & Ahmed, 2015). We adopt the hypergraph version of those datasets directly from Yadati et al. (2019), where hypergraphs are created on these datasets by assigning each document as a node and each hyperedge represents (a) all documents co-authored by an author in co-authorship dataset and (b) all documents

cited together by a document in co-citation dataset. The initial features of each document (vertex) are represented by bag-of-words features. The details about vertices, hyperedges and features are shown in Table 11.

Settings and baselines. We adopt the same dataset and train-test splits (10 splits) as provided by in their publically available implementation¹. Note that this dataset just has the edge-independent vertex weights \mathbf{H} , which is also called the incidence matrix. So this experiment can be regarded as a special case of the specific application of our model (i.e. $\mathbf{Q} = \mathbf{H}$).

For baselines MLP+HLR, HNH (Dong et al., 2020), HyperSAGE (Arya et al., 2020), UniGNN (Huang & Yang, 2021), HGNN (Feng et al., 2019) and FastHyperGCN (Yadati et al., 2019), HyperGCN (Yadati et al., 2019), UniGNN (Huang & Yang, 2021) we reuse the results reported by Huang & Yang (2021). For HNH (Dong et al., 2020) and HGAT (Ding et al., 2020), we implement them according to their public code.

We use cross-entropy loss and Adam SGD optimizer with early stopping with patience of 100 epochs to train GHSC. The key hyper-parameter like α β in H-GCNI or other H-GNNs, we follow the settings in those GNN papers. For other hyper-parameters, we use the grid search strategy. More details of hyper-parameters can be found in Table 7.

I.4. Visual Object Classification

Datasets and Settings. We employ two public benchmarks: Princeton ModelNet40 dataset (Wu et al., 2015) and the National Taiwan University (NTU) 3D model dataset (Chen et al., 2003), as shown in Table 12.

In this experiment, each 3D object is represented by the feature vectors which are extracted by Multi-view Convolutional Neural Network (MVCNN) (Su et al., 2015) or Group-View Convolutional Neural Network (GVCNN) (Feng et al., 2018). The features generated by different methods can be considered as multi-modality features. The hypergraph structure we designed is similar to Zhang et al. (2018) (but they did not give spectral guarantees for supporting the rationality of their practices). We represent the hypergraph structure as a edge-dependent vertex weight \mathbf{Q} to satisfy the condition (2) in Thm. 2.5 (i.e. $\mathbf{Q}_1 = \mathbf{Q}_2 = \mathbf{Q}$). Specifically, we firstly generate hyperedges by k -NN approach, i.e. each time one object can be selected as centroid and its k nearest neighbors are used to generate one hyperedge including the centroid itself (in our experiment, we set $k = 10$). Then, given the features of data, the vertex-weight matrix \mathbf{Q} is defined as

$$\mathbf{Q}(v, e) = \begin{cases} \exp(\frac{-d(v, v_c)}{\gamma \hat{d}^2}), & \text{if } v \in e \\ 0, & \text{otherwise,} \end{cases} \quad (52)$$

where $d(v, v_c)$ is the euclidean distance of features between an object v and the centroid object v_c in the hyperedge and \hat{d} is the average distance between objects. γ is a hyper-parameter to control the flatness. Because we have two-modality features generated by MVCNN and GVCNN, we can obtain the matrix $\mathbf{Q}_{\{i\}}$ which corresponds to the data of the i -th modality ($i \in \{1, 2\}$). After all the hypergraphs from different features have been generated, these matrices $\mathbf{Q}_{\{i\}}$ can be concatenated to build the multi-modality hypergraph matrix $\mathbf{Q} = [\mathbf{Q}_{\{1\}}, \mathbf{Q}_{\{2\}}]$. The features generated by GVCNN or MVCNN can be singly used, or concatenated to a multi-modal feature for constructing the hypergraphs.

For baselines, we just compare with HGNN method for multi-modality learning, following the settings of Appendix I.2. We also compare our methods using two-modality features to recent SOTA methods on ModelNet40 dataset. And we use the datasets provided by its public Code². We use cross-entropy loss and Adam SGD optimizer with early stopping with patience of 100 epochs to train H-GNNs. More details of hyper-parameters can be found in Table 7.

I.5. Protein Quality Assessment and Fold Classification

Protein hypergraph modeling. At the high level, a protein is a chain of amino acids (residues) that will form 3D structure by spatial folding. In order to simultaneously consider protein sequence and spatial structure information, we build sequence hyperedge and distance hyperedge. Specifically, given a protein with $|S|$ amino acids, we choose τ consecutive amino acids $(v_i, v_{i+1}, \dots, v_{i+\tau})$ to connect to form a sequence hyperedge and choose amino acids whose spatial Euclidean distance is less than a threshold $\epsilon > 0$ to connect to form a spatial hyperedge, where $v_i (i = 1, \dots, |S|)$ represent the i -th amino acid in the sequence. Let \mathcal{E}_s and \mathcal{E}_e denote sequence hyperedge and spatial hyperedge, respectively. Then,

¹<https://github.com/malllabisc/HyperGCN>, Apache License

²<https://github.com/iMoonLab/HGNN>, MIT License

we design an edge-dependent vertex-weight matrix \mathbf{Q} for capturing the more granular high-order relationships of proteins below (actually, our models H-GCN and H-SSGC allow one to design a more comprehensive \mathbf{Q} for learning proteins better):

$$Q(v, e) = \begin{cases} 1, & \text{if } v \in e \text{ and } e \in \mathcal{E}_s \\ \exp(\frac{-d(v, v_c)}{\gamma \hat{d}_{v_c}^2}), & \text{if } v \in e \text{ and } e \in \mathcal{E}_e \\ 0, & \text{otherwise} \end{cases} \quad (53)$$

where $d(v, v_c) < \epsilon$ is the euclidean distance between an amino acid v and the centroid amino acid v_c in the hyperedge and \hat{d}_{v_c} is the average distance between v_c and the other amino acids $\{v_i\}_{i \neq c}$. γ is a hyper-parameter to control the flatness. Here we just design an edge-dependent vertex-weights matrix \mathbf{Q} for satisfying the condition (2) in Thm. 2.5 (i.e. $\mathbf{Q}_1 = \mathbf{Q}_2 = \mathbf{Q}$). Note that this \mathbf{Q} matrix pays more attention to the information of the sequence.

Experimental settings In our experiment, we set $\tau = 6$ and $\epsilon = 8\text{\AA}$. The initial node features, following Baldassarre et al. (2020), are composed of amino acid types and 3D spatial features including dihedral angles, surface accessibility and secondary structure type generated by DSSP (Kabsch & Sander, 1983). Note that both Quality Assessment and Fold Classification include graph-level tasks, which means we should add global pooling layers to readout the node representations from H-GNNs.

Here, for the sake of simplicity, we adopt the permutation-invariant operator *mean pooling* and a *single layer MLP* as **Readout** layers to obtain a global hypergraph embedding and add the *softmax* (classification) or *sigmoid* (regression) activation function before output.

I.5.1. PROTEIN FOLD CLASSIFICATION

Datasets and settings The dataset that we used for training, validation and test is SCOPe 1.75 data set of Hou et al. (2018). This dataset includes 16,712 proteins covering 7 structural classes with total of 1195 folds. The 3D structures of proteins are obtained from SCOPe 1.75 database (Murzin et al., 1995), in which each protein save in a PDB file. The datasets have three test sets: 1) Fold, where proteins from the same superfamily do not appear in the training set; 2) Family, in which proteins from the same family are not present in the training set; 3) Family, where proteins from the same family that are present in the training set.

For baselines, we include sequence-based methods pre-trained unsupervised on millions of protein sequences: Rao et al. (2019); Bepko & Berger (2018); Strodtz et al. (2020), 3D structure based model: Kipf & Welling (2017b); Diehl (2019); Baldassarre et al. (2020) and Gligorijevic et al. (2020), who process the sequence with LSTM first and then apply GCNN. The accuracy of the above baselines is reused from Hermosilla et al. (2021) reported. We adopt Adam optimizer to minimize the cross-entropy loss of our methods. Hyper-parameters search range can see Table 8.

I.5.2. PROTEIN QUALITY ASSESSMENT (QA).

We add this additional experiments for providing a new tasks to evaluate the hypergraph algorithms and verify our framework can be used for Protein QA tasks.

Protein QA is used to estimate the quality of computational protein models in terms of divergence from their native structure. It is a regression task aiming to predict how close the decoys to the unknown, native structure.

Inspired by Baldassarre et al. (2020), we train our models on Global Distance Test Score (Zemla, 2003), which is the global-level score, and the Local Distance Difference Test (Mariani et al., 2013), an amino-acids-level score. The loss function of QA is defined as the Mean Squared Error (MSE) losses:

$$\mathcal{L}_g = \text{MSE}(\mathcal{P}_{pred}^g - \text{GDT.TS}) \quad \mathcal{L}_l = \sum_{i=1}^{|S|} \text{MSE}(\mathcal{P}_{pred_i}^l - \text{LDDT}_i) \quad (54)$$

where \mathcal{P}_{pred}^g and \mathcal{P}_{pred}^l denote predicted score of global and local respectively.

Dataset and settings We use the data from past years' editions of CASP, including CASP10-13. We randomly split the CASP10, CASP11, CASP13 for training and validation, with ratio training: validation = 9:1. CASP 12

is set aside for testing against other methods. More details about the datasets can be found in Table 14. For the baseline, we compare our methods with other start-of-the-art methods, including random walk-based methods : RW-plus (Zhang & Zhang, 2010), sequence-based methods: AngularQA (Conover et al., 2019), and 3D structure-based methods: VOroMQA (Olechnovic & Venclovas, 2017), 3DCNN (Derevyanko et al., 2018). The results of these baselines we reused from Baldassarre et al. (2020) reports. Another baseline HGNN (Feng et al., 2019) is reproduced by us with same training strategy as our methods.

Because our hypergraph based methods can jointly learn node and graph embeddings, the losses in Eq. (54) can be weighted as $\mathcal{L}_{total} = \mu\mathcal{L}_l + (1 - \mu)\mathcal{L}_g$ and co-optimized by Adam Optimizer with L_2 regularization, where $\mu = 0.5$ in our experiment. We use grid search to select hyper-parameters and more details can be found in Table 9.

In addition, we use CASP10-12 for training and valuation, CASP 13 for testing to further evaluate the efficiency of our methods (the range of hyper-parameters can see Table 10), and the results are shown in Table 13.

Results. Table 13 shows that our methods outperform most of SOTAs, which demonstrates our methods can learn protein more efficiently. The outstanding performance of H-SSGC indicates that it is able to jointly learn better the node and graph level representation. But H-SSGC trained to predict only global scores obtains $R = 0.712$, which suggests that the local information can help the assessment of the global quality.

I.6. Over-Smoothing Analysis.

Table 15 reveal that HyperGCN, HGNN and our H-GCN all suffer from severe over-smoothing issue, limiting the power of neural network to capture high-order relationships.

The results show that H-SSGC and H-GCN inherits the properties of SSGC (Zhu & Koniusz, 2021) and GCN (Kipf & Welling, 2017b) when the model layers are deep. H-GCN suffer from over-smoothing issue while H-SSGC significantly alleviates the performance descending with the increase of layers. Given the same layers, it can be observed that our H-SSGC almost outperforms the other methods for all cases, especially at a deep layer, which demonstrates the benefits of deep model and the long-range information around hypergraph. Furthermore, It should be noted that the optimal layer numbers K of our H-SSGC are generally larger than other models, due to the only one linear layer avoids the over-fitting problem.

I.7. Ablation Analysis

In order to verify the effectiveness of our proposed edge-dependent vertex weight \mathbf{Q} and the necessity of re-normalization trick, we conduct an ablation analysis and report the results in Table 16. Specially, *w/o* \mathbf{Q} is a variant of our methods that replaces the edge-dependent vertex weight \mathbf{Q} with the edge-independent vertex weight matrix \mathbf{H} . *w/o renormalization* represents the variants without re-normalization trick. From the reported results we can learn that both \mathbf{Q} and renormalization are efficient for hypergraph learning, respectively. Moreover, on Cora and Pubmed, the performance gap between *w/o renormalization* and *with both* H-GCN reveals the advantage of renormalization on disconnected hypergraph dataset. This phenomenon is mainly caused by the row in the adjacent matrix corresponding to an isolated point is 0 (Figure 4), resulting in a direct loss of its vertex information (Figure 4). And the renormalization trick adding the self-loop to matrix \mathbf{K} can maintain the features of isolated vertices during aggregation. Compared with H-GCN, the performance impact of renormalization on H-SSGC seems to be smaller. This is because we add initial features to the information gathered by the neighbors, which reduces the information loss of isolated vertices.

I.8. Running Time and Computational Complexity

The H-GNNs has same theoretical computational complexity as the undigraph NNs. For example, the computational cost of H-GCN is $\mathcal{O}(|E|d)$, where $|E|$ is the total edge count in equivalent undigraph. Each sparse matrix multiplication $\tilde{\mathbf{T}}\mathbf{X}$ costs $|E|d$. And the computational of HGNN is the same as H-GCN.

Then, we compare the running time of our H-GNNs with existing models in Table 17 and the results illustrate that our methods are of the same order of magnitude as SOTA’s approach UniGNN and outperform the HyperGCN and HGAT.

I.9. Comparison between edge-dependent vertex weights and hypergraph attention

The node-level and edge-level attention in HGAT (Ding et al., 2020) can be considered as the learnable EDVWs. we visualize EDVWs in Figure 7.

I.9.1. VISUAL OBJECT.




Figure 7: The edge-dependent vertex weights of NTU2012 dataset (MVCNN feature + MVCNN structure). The figure on the left represents the distance-based vertex weights matrix \mathbf{Q} used in H-GCN. The middle (\mathbf{Q}_1) and right (\mathbf{Q}_2) denote the node-level and edge-level attention coefficient matrix of HGAT (Ding et al., 2020), respectively.

Table 8: Hyper-parameter search range for H-GCN and H-GCNII in fold classification.

Methods	Hyper-parameter	Range	best
H-GCN	Amino-acids type input size	{32,64,128}	64
	Secondary-structure input size	{32,64,128}	64
	Readout layer input size	{256,512,1024}	1024
	Layers L	{2,3,4,5,6}	4
	Batch size	{64,128,256}	128
	Weight decay	{1e-3,1e-4, 1e-5}	1e-3
	Learning rate	{0.0001,0.001, 0.005, 0.01}	0.0001
	Dropout rate	{0.1,0.2,0.3, 0.4, 0.5}	0.2
	σ	{-1}	-1
	γ	{0.1,0.2,,0.4,0.5,0.8,1.0}	0.1
	Optimizer	Adam	-
	Epochs	300	-
	Early stopping patience	30	-
	GPU	GTX 2080Ti	-
H-GCNII	Amino-acids type input size	{64,128,256}	256
	Secondary-structure input size	{64,128,256}	256
	Readout layer input size	{256,512,1024}	256
	Layers L	{2,4,6,8,12,16,32}	2
	Batch size	{64,128,256}	256
	Weight decay	{1e-3,1e-4, 1e-5}	1e-5
	Learning rate	{0.0001,0.001, 0.005, 0.01}	0.001
	Dropout rate	{0.1,0.2,0.3, 0.4, 0.5}	0.3
	σ	{-1}	-1
	γ	{0.1,0.2,,0.4,0.5,0.8,1.0}	0.1
	α	{0.1}	0.1
	β	{ 0.5 }	0.5
	Optimizer	Adam	-
	Epochs	300	-
	Early stopping patience	30	-
	GPU	Tesla V100	-

Table 9: Hyper-parameter search range for H-GCN and H-SSGC in protein Quality Assessment (CASP10,CASP11,CASP13 for training, CASP12 for testing).

Methods	Hyper-parameter	Range	best
H-GCN	Amino-acids type input size	{128,256,512}	512
	Secondary-structure input size	{32,64,128}	64
	Readout layer input size	{256,512,1024}	1024
	Layers L	{2,3,4,5,6}	4
	Batch size	{64,128,256}	64
	Weight decay	{1e-3,1e-4, 1e-5}	1e-5
	Learning rate	{0.0001,0.001, 0.005, 0.01}	0.0001
	Dropout rate	{0.1,0.2,0.3, 0.4, 0.5}	0.5
	σ	{-1}	-1
	γ	{0.1,0.2,,0.4,0.5,0.8,1.0}	0.1
	Optimizer	Adam	-
	Epochs	200	-
	Early stopping patience	20	-
	GPU	Tesla P40	-
H-SSGC	Amino-acids type input size	{128,256,512}	512
	Secondary-structure input size	{32,64,128}	128
	Readout layer input size	{256,512,1024}	256
	Layers L	{2,4,6,8,12,16,18,32}	18
	Batch size	{64,128,256}	128
	Weight decay	{1e-3,1e-4, 1e-5}	1e-5
	Learning rate	{0.0001,0.001, 0.005, 0.01}	0.0005
	Dropout rate	{0.1,0.2,0.3, 0.4, 0.5}	0.3
	σ	{-1}	-1
	γ	{0.1,0.2,,0.4,0.5,0.8,1.0}	0.2
	α	{1,0.97,0.95,0.9,0.85,0.8,0.75,0.7,0.65,0.6}	0.65
	β	{1,0.95,0.90,0.85,0.8}	0.95
	Optimizer	Adam	-
	Epochs	200	-
	Early stopping patience	20	-
	GPU	Tesla P40	-

Table 10: Hyper-parameter search range for H-GCN model in protein Quality Assessment (CASP10-12 for training, and CASP13 for testing).

Methods	Hyper-parameter	Range	best
H-GCN	Amino-acids type input size	{128,256,512}	128
	Secondary-structure input size	{32,64,128}	64
	Readout layer input size	{256,512,1024}	1024
	Layers L	{2,3,4,5,6}	4
	Batch size	{64,128,256}	1024
	Weight decay	{1e-3,1e-4, 1e-5}	1e-5
	Learning rate	{0.0001,0.001, 0.005, 0.01}	0.001
	Dropout rate	{0.1,0.2,0.3, 0.4, 0.5,0.6,0.7}	0.7
	σ	{-1}	-1
	γ	{0.1,0.2,,0.4,0.5,0.8,1.0}	0.1
	Optimizer	Adam	-
	Epochs	200	-
	Early stopping patience	20	-
	GPU	Tesla P40	-
H-SSGC	Amino-acids type input size	{128,256,512}	128
	Secondary-structure input size	{32,64,128}	64
	Readout layer input size	{256,512,1024}	1024
	Layers L	{2,4,6,8,12,16,18,32}	8
	Batch size	{64,128,256}	1024
	Weight decay	{1e-3,1e-4, 1e-5}	1e-5
	Learning rate	{0.0001,0.001, 0.005, 0.01}	0.001
	Dropout rate	{0.1,0.2,0.3, 0.4, 0.5}	0.2
	σ	{-1}	-1
	γ	{0.1,0.2,,0.4,0.5,0.8,1.0}	0.2
	α	{1,0.97,0.95,0.9,0.85,0.8,0.75,0.7,0.65,0.6}	0.65
	β	{1,0.95,0.90,0.85,0.8}	0.95
	Optimizer	Adam	-
	Epochs	200	-
	Early stopping patience	20	-
	GPU	Tesla P40	-

Table 11: Real-world hypergraph datasets used in our citation network classification task.

Dataset	# vertices	# Hyperedges	# Features	# Classes	# isolated vertices
Cora (co-authorship)	2708	1072	1433	7	320(11.8%)
DBLP (co-authorship)	43413	22535	1425	6	0 (0.0%)
Pubmed (co-citation)	19717	7963	500	3	15877 (80.5%)
Cora (co-citation)	2708	1579	1433	7	1274 (47.0%)
Citeseer (co-citation)	3312	1079	3703	6	1854 (55.9%)

Table 12: summary of the ModelNet40 and NTU datasets

Dataset	ModelNet40	NTU
Objects	12311	2012
MVCNN Feature	4096	4096
GVCNN Feature	2048	2048
Training node	9843	1639
Testing node	2468	373
Classes	40	67

Table 13: Comparison of our method to others on protein Quality Assessment tasks. At the residue level, We report *Pearson correlation* across all residues of all decoys of all targets (R) and *Pearson correlation* all residues of per decoys and then average all decoys (R_{decoy}) with LDDT scores. At the global level, we report *Pearson correlation* across all decoys of all targets (R) and *Pearson correlation* per target and then average over all targets (R_{target}) with GDT_TS scores.

Test set	Methods	GDT_TS		LDDT	
		R	R_{target}	R	R_{model}
CASP13	HGNN	0.714	0.622	0.651	0.337
	H-GCN (ours)	0.718	0.620	0.657	0.352
	H-SSGC (ours)	0.628	0.565	0.654	0.435
CASP12	VoroMQA	-	0.557	-	-
	RWplus	-	0.313	-	-
	3D CNN	-	0.607	-	-
	AngularQA	0.651	0.439	-	-
	HGNN	0.667	0.582	0.632	0.319
	H-GCN (ours)	0.737	0.609	0.656	0.340
	H-SSGC (ours)	0.760	0.554	0.678	0.449

Table 14: summary of CASP datasets

Dataset	Targets	Decoys	Usage
CASP 10	103	26254	Train
CASP 11	85	12563	Train
CASP 12	40	6924	Test
CASP 13	82	12336	Train

Table 15: Summary of classification accuracy (%) results with various depths. In our H-SSGC, the number of layers is equivalent to K in (26). We report mean test accuracy over 10 train-test splits.

Dataset	Method	Layers					
		2	4	8	16	32	64
Cora (co-authorship)	HyperGCN	60.66	57.50	31.09	31.10	30.09	31.09
	HGNN	69.23	67.23	60.17	29.28	27.15	26.62
	H-GCN (ours)	74.79	72.86	63.99	31.03	30.46	31.09
	H-SSGC (ours)	74.60	75.78	75.70	75.04	75.26	74.79
DBLP (co-authorship)	HyperGCN	84.82	54.65	22.37	23.96	23.04	24.13
	HGNN	88.55	88.28	85.38	27.64	27.62	27.56
	H-GCN (ours)	89.04	88.90	85.15	27.61	27.61	27.62
	H-SSGC (ours)	86.63	88.26	89.00	89.17	89.05	88.60
Cora (co-citation)	HyperGCN	62.35	58.29	31.09	31.17	31.09	29.68
	HGNN	55.60	55.72	42.10	26.16	24.40	24.43
	H-GCN (ours)	69.03	69.45	57.37	28.21	26.27	26.95
	H-SSGC (ours)	62.21	64.57	67.59	68.96	69.37	68.15
Pubmed (co-citation)	HyperGCN	68.12	63.59	39.99	39.97	40.01	40.02
	HGNN	46.41	47.16	40.93	40.24	40.30	40.29
	H-GCN (ours)	75.37	74.76	60.65	40.38	40.31	40.42
	H-SSGC (ours)	74.39	74.91	74.41	73.90	72.79	71.49
Citeseer (co-citation)	HyperGCN	56.94	36.75	20.72	20.41	20.16	18.95
	HGNN	39.93	38.98	36.67	19.91	19.86	19.79
	H-GCN (ours)	62.67	61.50	49.94	21.95	21.84	21.93
	H-SSGC (ours)	61.63	62.75	63.86	64.62	65.14	65.10

Table 16: Test accuracy (%) of our methods for ablation analysis. We report mean \pm standard deviation. Cora and Pubmed are the datasets that do not contain \mathbf{Q} , so we just report the w/o renormalization results. NTU and ModelNet40 constructed by [Feng et al. \(2019\)](#) are both connected hypergraph networks in this work.

methods	-	Cora (co-authorship)	Pubmed (co-citation)	NTU	ModelNet40
H-GCN	with both	74.79\pm0.91	75.37\pm1.2	85.15\pm0.34	97.28\pm0.15
	w/o \mathbf{Q}	-	-	84.93 \pm 0.31	97.18 \pm 0.20
	w/o renormalization	69.23 \pm 1.6	46.41 \pm 0.70	84.85 \pm 0.30	97.20 \pm 0.15
	w/o both	-	-	84.21 \pm 0.25	97.15 \pm 0.14
H-SSGC	with both	75.91\pm0.75	74.60\pm1.4	83.35\pm0.30	97.74\pm0.05
	w/o \mathbf{Q}	-	-	82.84 \pm 0.40	97.65 \pm 0.08
	w/o renormalization	75.76 \pm 0.69	73.83 \pm 2.1	82.92 \pm 0.47	97.74\pm0.05
	w/o both	-	-	82.55 \pm 0.46	97.69 \pm 0.07

Table 17: The average training time per epoch with different methods on citation network classification task is shown below and timings are measured in seconds. The float in parentheses is the standard deviation.

Methods	cora coauthorship	dblp coauthorship	cora cocitation	pubmed cocitation	citeseer cocitation
HyperGCN	0.150 \pm 0.058	1.181 \pm 0.071	0.151 \pm 0.029	1.203 \pm 0.104	0.130 \pm 0.029
HGNN	0.005 \pm 0.002	0.081 \pm 0.006	0.005 \pm 0.040	0.008 \pm 0.002	0.005 \pm 0.002
UniGNN	0.014 \pm 0.044	0.042 \pm 0.040	0.014 \pm 0.042	0.023 \pm 0.043	0.0168 \pm 0.043
HNHN	0.001 \pm 0.0026	0.007 \pm 0.014	0.0010 \pm 0.004	0.009 \pm 0.006	0.001 \pm 0.003
HGAT	0.381 \pm 0.080	OOM	0.279 \pm 0.083	1.329 \pm 0.016	0.286 \pm 0.087
H-ChebNet	0.027 \pm 0.005	0.063 \pm 0.001	0.073 \pm 0.008	0.050 \pm 0.019	0.067 \pm 0.0198
H-SSGC	0.055 \pm 0.001	0.291 \pm 0.001	0.205 \pm 0.003	0.135 \pm 0.056	0.193 \pm 0.057
H-GCN	0.005 \pm 0.036	0.020 \pm 0.079	0.005 \pm 0.039	0.011 \pm 0.075	0.081 \pm 0.091
H-APNP	0.147 \pm 0.013	1.017 \pm 0.080	0.033 \pm 0.006	0.319 \pm 0.037	0.123 \pm 0.011
H-GCNI	0.141 \pm 0.01	0.252 \pm 0.017	0.135 \pm 0.013	0.121 \pm 0.014	0.079 \pm 0.004