

Towards Interpretable Deep Reinforcement Learning Models via Inverse Reinforcement Learning

Sean Xie, Soroush Vosoughi, Saeed Hassanpour

Department of Computer Science, Department of Biomedical and Data Science

Dartmouth College

Hanover, NH, USA

Sean.xie.gr@dartmouth.edu, Soroush.Vosoughi@dartmouth.edu, Saeed.Hassanpour@dartmouth.edu

Abstract— Artificial intelligence, particularly through recent advancements in deep learning, has achieved exceptional performances in many tasks in fields such as natural language processing and computer vision. In addition to desirable evaluation metrics, a high level of interpretability is often required for these models to be reliably utilized. Therefore, explanations that offer insight into the process by which a model maps its inputs onto its outputs are much sought-after. Unfortunately, current black box nature of machine learning models is still an unresolved issue and this very nature prevents researchers from learning and providing explicative descriptions for a model’s behavior and final predictions. In this work, we propose a novel framework utilizing Adversarial Inverse Reinforcement Learning that can provide global explanations for decisions made by a Reinforcement Learning model and capture intuitive tendencies that the model follows by summarizing the model’s decision-making process.

Keywords—*Adversarial Inverse Reinforcement Learning, Natural Language Processing, Abstractive Summarization*

I. INTRODUCTION

The use of deep learning models has recently become more prevalent in both research and industrial settings. For certain domains such as healthcare and criminal justice, the successful adoption of predictive models depends on not only the performance of these models but also on how well the people utilizing the models can understand and trust the process by which the models are making their decisions. Only when users clearly understand the behavior of the models, they can determine how much they should rely on the models’ decisions. The complexity of deep learning models, however, make it an extremely difficult task to explain or reason about their behaviors [1]. The crux of the problem rests with the basis of deep learning, the Multi-Layer Perceptron (MLP). Since their inception, MLP’s have been widely regarded as being capable of inferring and modeling complex relationships in data. However, due the enormous number of parameters of the MLPs, researchers and industry professionals who deploy MLPs for various real-life applications frequently find the MLPs’ less-than-ideal interpretability to be an issue that make them hesitant in the utilization of deep learning [2][3].

The necessity of model interpretability for certain tasks and the MLP’s lacking thereof mean that the MLP’s black-box

nature is often an impediment to deep learning’s ability to generate practical value. As result, external methods that can faithfully explicate the intricacies in a deep learning model have become a topic of much interest. The Explainable Artificial Intelligence (XAI) community has recently begun to place more focus in this area, specifically in investigating new interpretability techniques for MLP and deep learning models, including model simplification approaches, feature relevance estimators, text explanations, local explanations and model visualizations [3]. The most popular interpretability methods, however, are all local, i.e., they are based on single instances of model decision and provide explanations for those instances individually. Current global methods, i.e., methods that summarize and describe a model, either do not exist or are not suited for deep learning models with a wide range of features.

Inverse Reinforcement Learning (IRL) is a class of methods that seeks to learn the policies of trained models (experts) by inferring the reward function from demonstrations [4]. A particular subclass of IRL methods, named Adversarial Inverse Reinforcement Learning (AIRL), learns and encapsulates the reward function in the form of a discriminator that can discern expert trajectories from non-expert trajectories [5]. This discriminator is then used as an approximation for the true reward function in order to train a novice agent from scratch. The discriminator in this process is of interest from the interpretability viewpoint because it captures the training objective and induces expert-like output from the novice agent. The discriminator can therefore be used to globally explain the decision-making process of a model.

In this work, we introduce a novel interpretability framework to provide explanations for deep reinforcement learning models. This framework leverages AIRL to generate a discriminator and then utilizes the discriminator to discover patterns and tendencies that are latent in the decision-making process of a Deep Reinforcement Learning (DRL) model. Our framework has three main contributions:

- 1 In contrast to the existing interpretability methods, our framework has the ability to provide a comprehensive global summarization of a model without focusing on a singular input.
- 2 Our framework, to the best of our knowledge, is the first attempt at using Inverse Reinforcement Learning to explain and interpret abstractive summarization.

- 3 Our framework is inherently interpretable in that the explanations produced by the framework are easy to understand.

II. RELATED WORK

The field of Explainable Artificial Intelligence (XAI) is still in its early stages but rapidly evolving. Current methods in XAI that deal with the interpretability of machine learning models can generally be categorized as either global (i.e., summarizing the model and its behavior under different settings) or local (deciphering the process that produced the prediction for a single instance). There also exist three main popular approaches for machine learning models to attribute importance to different parts of the input.

Gradient-based approaches measure the amount of change around a neighborhood in the model that is necessary to induce a change in the output. The importance of features is determined through derivative calculations with respect to the input of the models [6][7]. The popularity of this method is due to the fact that the attribution of importance to different features, which naturally lends itself to interpretability, and can be computed conveniently via back propagation [8]. Although methods that use this approach are straightforward, they are, by definition, only local. In addition, some methods using this approach can only reproduce a subset of the original features and their corresponding relevance [9].

Surrogate-based approaches aim to develop a secondary model that can approximate the primary model but the secondary model is constructed in a way that is more easily interpretable. Additive feature attribution methods, where features are assigned a coefficient and the approximation of the original model is calculated through a linear combination of the features and their corresponding coefficients, is a well-known and prominent surrogate-based method. It should be noted that the most popular interpretability methods used today, namely interpretable model-agnostic explanations (LIME) [1], Deep Learning Important FeaTures (DeepLIFT) [10], Shapley additive explanations (SHAP) [11], and Layer-wise Relevance Propagation (LRP) [12], all utilize some combinations of gradient-based and surrogate-based approaches. Also, they are all local and do not offer a general comprehension of the model itself. Current global methods [13][14] for these two approaches rely on decision trees and decision sets, which become difficult to utilize and interpret as the number of features in the inputs increases and the nature of inputs becomes more abstract as the case in NLP text-generation tasks.

Perturbation-based approaches [15][16][17][18] modify certain parts of the input and use detected change in the output to assess the importance of features in the input. Although perturbation-based methods directly estimate feature importance with relative clarity, they become computationally prohibitive as the number of features in the input increases [19]. In addition, the product of perturbation-based methods is highly contingent upon the number of features that are modified in the process [20]. Finally, perturbation-based

methods are usually employed in such a way that they are local to each individual instance.

Our framework is categorized as global as it does not fixate on a single instance but rather produces results that can generalize and summarize the behavior of the model as a whole. Policy extraction and summarization methods via IRL have been explored by [21], [22] and [23] before. However, none of those works were employed in the NLP domain and utilized the Adversarial method of IRL in their approaches. Our framework is also similar to surrogate-based approaches in that it works by approximating the reward function under which the expert was trained with a discriminator and mines information from this reward function. In contrast to existing global surrogate methods such as [13], [14] and [24], the rules and input-output relationships mined by our framework is easily interpretable for users even as the number of features substantially increases as in typical NLP tasks.

III. METHODOLOGY

Our three-step framework relies on the techniques of Reinforcement Learning, Inverse Reinforcement Learning, and Adversarial Inverse Reinforcement Learning, the details and specific usage of which are provide below.

A. Reinforcement Learning (RL)

A Markov Decision Process (MDP) [25] is defined as a tuple $M = (S, A, T, r, \gamma, \rho_0)$, where S and A are, respectively, the state and action spaces, $\gamma \in (0, 1)$ is the discount factor, $T(s' | a, s)$ is the transition model that defines the conditional distribution of the next state, s' , given the current state, s , and action a , $r(s, a)$ is the reward function that defines a reward for performing action a while in state s , and ρ_0 is the initial state distribution. Reinforcement Learning seeks to find the optimal policy π^* , which is defined as the policy that maximizes the discounted sum of rewards [26].

$$\mathbb{E} \left[\sum_{t=0}^{\infty} \gamma^t R(s_t, a_t) \mid \pi, M \right] \quad (1)$$

B. Inverse Reinforcement Learning (IRL)

Under the same MDP M but without the reward function $r(s, a)$, the goal of IRL is to infer the reward function $r(s, a)$ given a set of demonstration trajectories $D = \{\tau_1, \dots, \tau_N\}$. We assume these demonstration trajectories are produced by an agent operating under optimal policy π^* (an expert). Solving the IRL problem can be framed as solving the maximum likelihood problem:

$$\max_{\theta} \mathbb{E}_{\tau \sim D} [\log p_{\theta}(\tau)] \quad (2)$$

where

$$p_{\theta}(\tau) \propto p(s_0) \prod_{t=0}^{\infty} p(s_{t+1} \mid s_t, a_t) e^{\gamma^t r_{\theta}(s_t, a_t)} \quad (3)$$

parameterizes the reward function $r_\theta(s, a)$ but fixes the dynamics and initial state distribution to that of M [5].

C. Adversarial Inverse Reinforcement Learning (AIRL)

Optimizing equation 2 can be formulated as a generative adversarial network (GAN) [9] optimization problem with the discriminator taking the form of

$$Disc(s, a, s') = \frac{\exp\{f_{\theta, \phi}(s, a, s')\}}{\exp\{f_{\theta, \phi}(s, a, s')\} + \pi(a | s)} \quad (4)$$

where π is a probability distribution induced by the policy that produces an action given a state and $f_{\theta, \phi}$ is a learned function comprising of a g_θ term that approximates the reward and a h_ϕ term that shapes the reward. This particular approach to inverse reinforcement learning is named Adversarial Inverse Reinforcement Learning (AIRL). The equation for $f_{\theta, \phi}$ is as follows:

$$f_{\theta, \phi}(s, a, s') = g_\theta(s, a) + \gamma h_\phi(s') - h_\phi(s) \quad (5)$$

The discriminator is trained via binary logistic regression to discern expert data trajectories from non-expert (novice) trajectories. The output of the discriminator can be viewed as the reward for the transition from state s to state s' by taking action a . The discriminator's output rewards are then used to train the novice to be more expert-like. For details on AIRL, we refer the reader to [5].

D. Our Framework

We break our framework (Fig. 1) into three steps:

Step 1) The RL Training part of our framework involves training a model via reinforcement learning and obtains an expert model that operates under π^* .

Step 2) The AIRL Training part of our framework involves first initializing an untrained model (which will become the novice agent) that has the same model architecture as the expert. We then utilize the AIRL algorithm to pit the expert and the novice against each other by having the discriminator discern trajectories produced by the expert from trajectories produced by the novice. The discriminator, defined in Eq. (4) by the end of this step will be able to reward expert-like behavior by generating a higher numerical output for expert-like trajectories. By the end of this step the novice will also be able to produce expert-like trajectories up to a certain level.

Step 3) This step of our framework is about analyzing the discriminator's rewards. We define a trajectory τ as a sequence of states and actions produced by a model during its prediction process for a single instance, i.e., $\tau = (s_0, a_0, s_1, a_1, \dots, s_t, a_t)$ and define $D = \{\tau_1, \dots, \tau_N\}$ to be trajectories of a model over all instances in the dataset. We take trajectories produced by a model (in our case, the expert model) and feed them to the discriminator to produce outputs for each $\tau \in D$. The outputs of

Framework Workflow

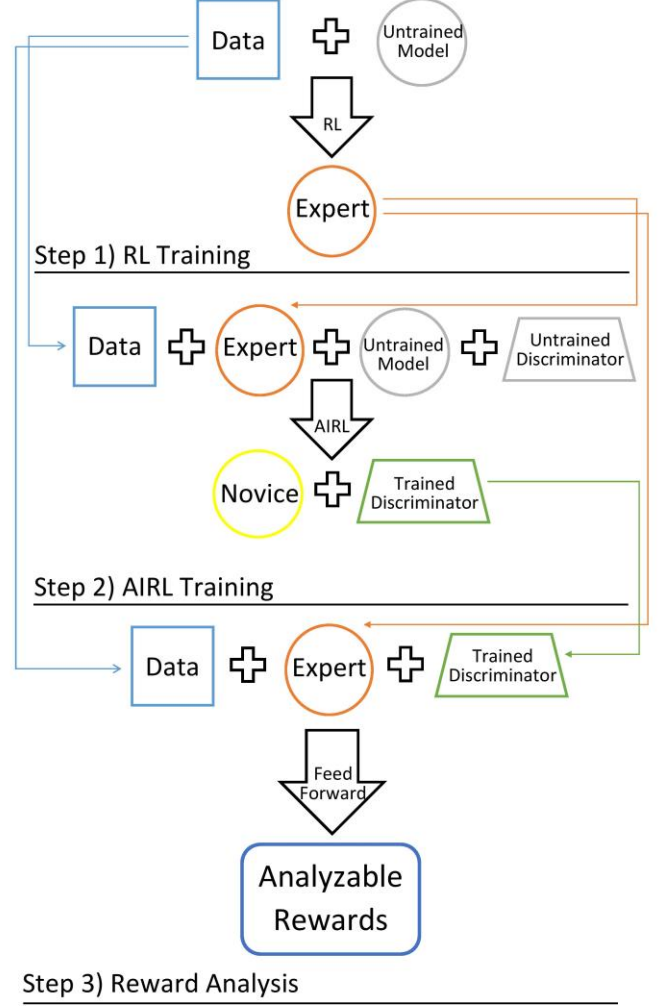


Fig. 1. Our 3-step Framework to increase model interpretability

the discriminator over all D can then be analyzed to capture trends and patterns in the discriminator's reward data.

Because the discriminator's output is the reward for transitioning from state s to state s' by taking action a , we can use this output to rate a model's decisions and empirically compute aggregate information to gain an understanding over all the decisions the model has made – thus giving us a global summarization of the model's decision-making process. Intuitively, because the novice is trained using only reward data from the discriminator, the discriminator's output should provide valuable information regarding how any RL model with the same architecture as the expert, prefers to transition and what the underlying decision-making pattern of the novice is when taking these transitions. In the following sections we describe our specific experiment and the methods we use to collect and aggregate the necessary information to find patterns for our specific dataset and application. Please note that, for a different task in a different domain, the reward analysis part will need to be adapted to gather appropriate information.

IV. EXPERIMENT

A. Dataset

The dataset we utilize in our experiment is the CNN/Daily Mail dataset introduced by [27]. A single sample in the dataset contains a news article sourced from CNN/Daily Mail and its corresponding ground truth summary. 287,113 such samples in the dataset were used for training, 13,368 samples for validation and 11,490 samples for testing.

B. Our Task

We tested our framework on an abstractive summarization task. Our expert (denoted here as π^*) is a self-attentive model trained via deep reinforcement learning. Our novice model (denoted here as π) is of the same architecture as the expert but trained via AIRL. The models take as input a tokenized news article and abstractly produces a summary for that article, which we then evaluate against the human-generated ground truth summary using ROUGE [28]. We chose abstractive summarization in the NLP domain as our representative RL-based task because textual data is interesting in that each unit of datum (i.e., each word) has many characteristics to be analyzed. In our experiment, for each word, we chose to analyze its frequency of appearance, its complexity (length in characters), and its part of speech.

C. Model Architecture and Implementation

The architectures of our expert and novice models are both encoder-decoder that employs intra-temporal attention in the encoder (bi-directional LSTM) and intra-decoder attention in the decoder (uni-direction LSTM) [29]. These mechanisms have been shown by [30] to produce good summaries that contain fewer repetitions in a DRL environment. We limit the vocabulary to 50,000 words. For each input article, at each time step t , our model generates probability distribution P^t from which the next word in the summary is sampled. We train our expert model that is fed into the framework first with the loss function specified in the next section. For additional details on the architecture of the model and hyper parameters used during training, we refer the reader to the technical appendix in the supplementary materials.

D. Loss Function

Our loss function during RL training incorporates the ROUGE function as part of the reward. For a given input sequence y^n , our models output two sequences, y^s and y^g . Sequence y^s is the sequence the model produces by sampling from the distribution P^t at each time step t . Sequence y^g is the sequence the model produces by greedily selecting the token that would maximize the output probability at each time step t . We use the ROUGE function as the reward function for output sequences and incorporate its output into our loss function. Specifically, we define the ground truth summarization for a particular sample as y^G and function $R(y')$ as a function that returns the ROUGE score between the outputted sequence of y' and the ground truth sequence y^G . Our RL model's loss function is shown in Eq. (6). During training, minimizing Eq. (6) is the same as increasing the reward expectation in Eq. (1) of our expert model.

$$\mathcal{L} = (R(y^g) - R(y^s)) \sum_{t=1}^N \log P^t(y_t^s | y_1^s, \dots, y_{t-1}^s, y^n) \quad (6)$$

E. Training the Novice and the Discriminator

The expert, untrained novice, and untrained discriminator are used together in the AIRL algorithm. In our application, the two functions g_θ and h_ϕ that make up the discriminator $f_{\theta, \phi}$ (Eq. 5) are both MLPs. The discriminator takes as input trajectories of the expert or the novice and outputs a reward for the input trajectories. For the purpose of inputting into the discriminator, we reformat τ as defined in the Methodology section into sequences of tuples that represent actions that caused a transition of states, i.e., $\tau = ((s_0, a_0, s_1), (s_1, a_1, s_2), \dots, (s_{T-1}, a_{T-1}, s_T))$. By the end of step 2 in Fig. 1, our discriminator can discern between expert and non-expert trajectories and correspondingly reward expert-like trajectories. We show through our experimentation that the novice is able to reproduce the expert's trajectories up to a certain degree.

F. Aggregate Analysis of Rewards

After training our discriminator we run the expert's trajectories through the discriminator and obtain rewards for all trajectories in the dataset. We then take the softmax of rewards within each singular trajectory to obtain normalized rewards for each singular trajectory. For this particular task, to get a general description of our model, we calculated the most rewarding parts of speech (with two methods) and the normalized mutual information (MI) score between word characteristics and rewards, which we discuss below.

V. RESULTS

A. Model Evaluation

Table I shows a summary of the results of our expert and novice models on the testing set. We also include the performance of three State-of-the-Art (SOTA) models for reference.

TABLE I. ROUGE SCORES OF MODELS ON CNN/DAILY MAIL DATASET

Model	Rouge-1 F1	Rouge-2 F1	Rouge-l F1
Expert	42.80	19.12	27.96
Novice	14.21	8.23	8.11
BART [31]	44.16	21.28	40.90
T5 [32]	43.52	21.55	40.69
UniLMv2 [33]	43.16	20.43	40.34

B. Most Rewarding Parts of Speech

We summed up the rewards by parts of speech over all trajectories and calculated the average for each tag to find the most rewarding the POS tags. The 36 tags we use here are from The Penn Treebank [34]. We treat words that have different parts of speech as different words, i.e. (run, noun) and (run, verb) are treated as different words. We took the averages through two methods. For Method 1, we first grouped the rewards by words and divided by the number of times those words appeared before dividing by the number of times that particular parts of speech appeared. This is done to prevent

words that appear more frequent from having an unfair impact on the rewards. For method 2, we forwent normalizing by the number of times each word appeared and instead summed up the rewards for each parts of speech over all words with that part of speech and divided by the total number of times the part of speech appeared. We define the symbols below in Table II. and provide equations for the two ways of averaging parts of speeches in Eq. (7)

TABLE II. DEFINITIONS OF SYMBOLS USED IN EQUATION 7.

Symbol	Definition
D	the set of all expert trajectories.
n_w	the number of times a word w appeared in
V	the set of all words that appeared in D
S	the set of all parts of speeches in the Penn Tree Bank
n_s	number of times a POS $s \in S$ appeared in D
$r_{w, \tau}$	the total reward of word w in a trajectory $\tau \in D$.
$P(w)$	a function that returns the POS of the word w .

$$\forall s \in S \left\{ \begin{array}{l} \text{Method 1 Average} = \frac{1}{n_s} \sum_{\substack{w \in V \\ : P(w)=s}} \frac{1}{n_w} \sum_{\tau \in D} r_{w, \tau} \\ \text{Method 2 Average} = \frac{1}{n_s} \sum_{\substack{w \in V \\ : P(w)=s}} \sum_{\tau \in D} r_{w, \tau} \end{array} \right. \quad (7)$$

We show the top 10 most rewarding parts of speech when averaged by method 1 and method 2 in Fig. 2 and Fig. 3, respectively.

C. Mutual Information

Mutual Information (MI) is a measure of dependency between two variables. We calculate the normalized MI score between 3 characteristics of words and the discriminator’s rewards for transitions involving these words and present them in Table III. The 3 characteristics that we analyzed are:

- The **number of appearances** is the number of times the word has appeared throughout the expert-generated summaries.
- The **complexity** of a word is the number of letters in the word.
- The **part of speech** of a word. We also use the POSs from the Penn Treebank here.

TABLE III. NORMALIZED MI SCORES BETWEEN WORD CHARACTERISTICS AND WORD REWARDS

Characteristic	MI Score with Rewards
Number of Appearances	0.42
Complexity	0.24
Part of Speech	0.2

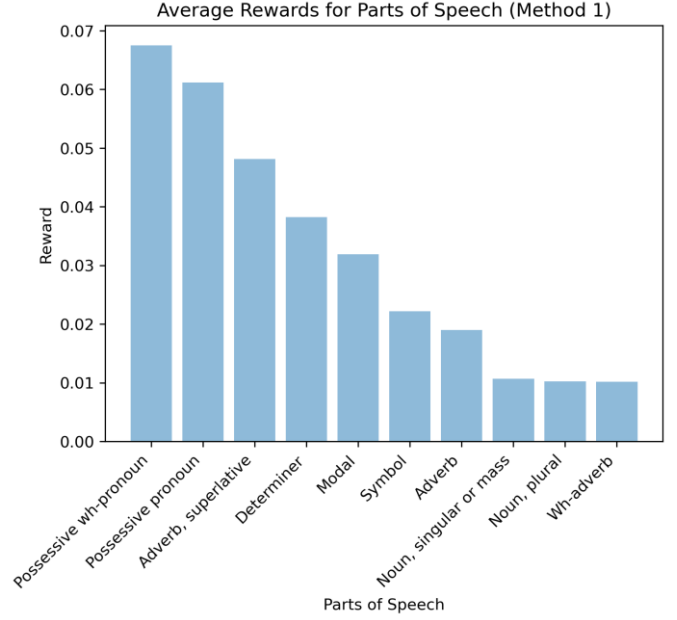


Fig. 2. Rewards for parts of speech averaged by Method 1.

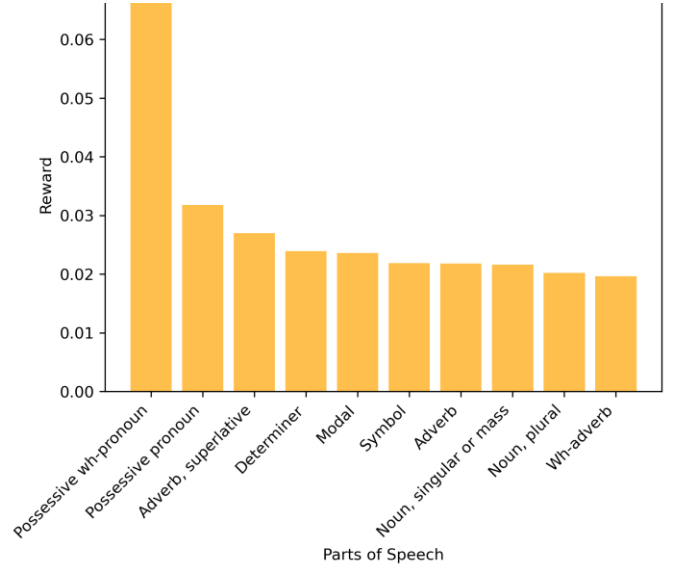


Fig. 3. Rewards for parts of speech averaged by Method 2.

VI. DISCUSSION

A. Model Evaluation

Our expert model achieved near SOTA performance and our novice model was able to reproduce the expert’s behavior up to the degree that AIRL and IRL usually perform. It is worth noting that the goal of this work is to introduce a novel interpretability framework for RL-based models rather than improving on existing SOTA abstractive summarization approaches. To that end, the presented models’ performances show the efficacy of our framework. We also would like to point out, that, although we chose to train our expert model to achieve a high performance and use the expert model for our

interpretability experiment, our framework does not require a model to achieve any threshold of performance in order to explain its decisions. For our task, we found it intuitive and appealing to explain the decisions of a well-performing model.

B. Discussion of Results

We find **possessive wh-pronouns, possessive pronouns, superlative adverbs, determiners, modal verbs, symbols, adverbs, singular nouns, plural nouns** and **wh-adverbs**, in that order, to be the top 10 most rewarding parts of speech among words generated by the expert in its summaries. We show that the two different methods to calculate average rewards only make a difference on the magnitude of average rewards but do not make a difference on the ranking of most to least rewarding parts of speech.

We also find a non-zero amount of dependence between the number of appearances of a word, the complexity of a word, the parts of speech of a word, and the rewards given by the discriminator for transitions involving these words. Out of these three characteristics examined, the number of appearances of a word has the most correlation with the reward given by the discriminator for that word, followed by the word complexity and its part of speech.

C. Our Contribution to Interpretability

Our framework’s strength lies in its ability to generate summaries that explain the model’s behavior over a large set of data and be examined in the entire scope of a task. In contrast to existing techniques, our method does not work at the instance and feature level to examine the influence of an instance’s feature over the model’s prediction decision regarding that instance. We instead find global trends and patterns that underlie the model’s decision-making processes over the entire dataset.

With our framework, we can make statements that do not pertain to single samples of data, but instead broadly describe the decisions of a model, such as

- The model prefers using pronouns over nouns in writing its summaries.
- Possessive wh-pronouns are, in this dataset, the most rewarding and most preferred decisions by the model in writing its summaries.
- The complexity of a word has slightly more to do with how rewarding a word is than the word’s part of speech. Therefore, word complexity is more influential in the model’s decision-making process than parts of speech.

These global summaries are important because they help researchers gain an intuitive, qualitative and/or quantitative understanding of the model’s overall decision-making process for a specific task.

For DRL models that are not easily interpretable and tasks such as abstractive summarization for which very little amount of interpretation is usually provided, our framework can provide us with some overarching principles that guide the model in its predictions over the hundreds of thousands of samples in the dataset. For models and tasks for which researchers already have an established understanding or an intuition on how a model should work, our framework can be applied to gauge the fidelity of the model by extracting descriptions and explanations that can be checked against existing understanding or intuition of the task to make sure the

model’s decision-making process is sound. In either of these two cases, our framework is of great practical value because it helps researchers and deep learning practitioners gain more confidence in the utilization of their models and trust their models’ decisions.

An IRL-based interpretability framework has yet to be adopted by the research community at large. IRL has also not been utilized widely for an abstractive summarization task. Our framework is the first attempt to utilize IRL, specifically Adversarial IRL, to tackle both problems. Through our novel framework and our experiments, we showed that IRL can be utilized to increase model interpretability and achieve promising results for abstractive summarization. In addition to abstractive summarization, our framework has the potential to be applied for model interpretability in other generative NLP tasks.

We would also like to note that our framework’s output is inherently interpretable. Specifically, our framework outputs rewards for specific transitions taken by the model, which are easily understood. Although not required, with additional processing of the output rewards, we can obtain metrics and statistics that can be used to create more detailed descriptions of the model and thus increase interpretability.

D. Limitations

Popular IRL techniques can only partially achieve the performance of the expert model involved in the imitation learning process. The performance of our novice is therefore bounded by the performance of the expert and the effectiveness of IRL as a technique. We believe that although there are inherent challenges in training IRL (and GAN) models, the advantages of these techniques outweigh the difficulties.

Our framework currently only helps with the interpretability of models in a task if that task can be framed as a Reinforcement Learning task. This framework would need to be expanded to fit more general tasks before achieving wide adoption for broader purposes. Our framework shows the promise of IRL in both the field of XAI as well as the field of NLP. We hope this effort motivates future work and experiments with IRL in both fields.

VII . CONCLUSION

Increased interpretability of deep learning models leads to increased confidence and trust in deep learning models, which then lead to the wider adoption of deep learning models in practice. Therefore, interpretability frameworks are of significant value and interest to the deep learning community.

In this paper, we introduced a novel interpretability framework based on Adversarial Inverse Reinforcement Learning (AIRL) that can increase the interpretability of a Reinforcement Learning (RL) based model by providing global descriptions of a model. We then experimented with the framework over an abstractive summarization task. Our models achieved promising performance on the abstractive summarization task and we showed that our framework can be utilized to discover latent patterns and valuable information that help us better understand the decision-making process of these models.

REFERENCES

- [1] M. T. Ribeiro, S. Singh, and C. Guestrin, “Why Should I Trust You?: Explaining the Predictions of Any Classifier. CoRR abs/1602.04938 (2016),” *arXiv Prepr. arXiv1602.04938*, 2016.
- [2] J. Jiménez-Luna, F. Grisoni, and G. Schneider, “Drug discovery with explainable artificial intelligence,” *Nat. Mach. Intell.*, vol. 2, no. 10, pp. 573–584, 2020, doi: 10.1038/s42256-020-00236-4.
- [3] A. B. Arrieta *et al.*, “Explainable Artificial Intelligence (XAI): Concepts, taxonomies, opportunities and challenges toward responsible AI,” *Inf. Fusion*, vol. 58, pp. 82–115, 2020.
- [4] B. D. Argall, S. Chernova, M. Veloso, and B. Browning, “A survey of robot learning from demonstration,” *Rob. Auton. Syst.*, vol. 57, no. 5, pp. 469–483, 2009.
- [5] J. Fu, K. Luo, and S. Levine, “Learning robust rewards with adversarial inverse reinforcement learning,” *arXiv Prepr. arXiv1710.11248*, 2017.
- [6] M. Sundararajan, A. Taly, and Q. Yan, “Axiomatic attribution for deep networks,” in *International Conference on Machine Learning*, 2017, pp. 3319–3328.
- [7] D. Smilkov, N. Thorat, B. Kim, F. Viégas, and M. Wattenberg, “Smoothgrad: removing noise by adding noise,” *arXiv Prepr. arXiv1706.03825*, 2017.
- [8] D. E. Rumelhart, G. E. Hinton, and R. J. Williams, “Learning representations by back-propagating errors,” *Nature*, vol. 323, no. 6088, pp. 533–536, 1986.
- [9] J. Adebayo, J. Gilmer, M. Muelly, I. Goodfellow, M. Hardt, and B. Kim, “Sanity checks for saliency maps,” *arXiv Prepr. arXiv1810.03292*, 2018.
- [10] A. Shrikumar, P. Greenside, and A. Kundaje, “Learning important features through propagating activation differences,” in *International Conference on Machine Learning*, 2017, pp. 3145–3153.
- [11] S. M. Lundberg and S.-I. Lee, “A unified approach to interpreting model predictions,” in *Proceedings of the 31st international conference on neural information processing systems*, 2017, pp. 4768–4777.
- [12] S. Bach, A. Binder, G. Montavon, F. Klauschen, K.-R. Müller, and W. Samek, “On pixel-wise explanations for non-linear classifier decisions by layer-wise relevance propagation,” *PLoS One*, vol. 10, no. 7, p. e0130140, 2015.
- [13] H. Lakkaraju, E. Kamar, R. Caruana, and J. Leskovec, “Interpretable & explorable approximations of black box models,” *arXiv Prepr. arXiv1707.01154*, 2017.
- [14] H. Deng, “Interpreting tree ensembles with intrees,” *Int. J. Data Sci. Anal.*, vol. 7, no. 4, pp. 277–287, 2019.
- [15] G. R. Balls, D. Palmer-Brown, and G. E. Sanders, “Investigating microclimatic influences on ozone injury in clover (*Trifolium subterraneum*) using artificial neural networks,” *New Phytol.*, vol. 132, no. 2, pp. 271–280, 1996.
- [16] E. Štrumbelj, I. Kononenko, and M. R. Šikonja, “Explaining instance classifications with interactions of subsets of feature values,” *Data & Knowl. Eng.*, vol. 68, no. 10, pp. 886–904, 2009.
- [17] R. C. Fong and A. Vedaldi, “Interpretable explanations of black boxes by meaningful perturbation,” in *Proceedings of the IEEE international conference on computer vision*, 2017, pp. 3429–3437.
- [18] J. D. Olden and D. A. Jackson, “Illuminating the ‘black box’: a randomization approach for understanding variable contributions in artificial neural networks,” *Ecol. Modell.*, vol. 154, no. 1–2, pp. 135–150, 2002.
- [19] L. M. Zintgraf, T. S. Cohen, T. Adel, and M. Welling, “Visualizing deep neural network decisions: Prediction difference analysis,” *arXiv Prepr. arXiv1702.04595*, 2017.
- [20] M. Ancona, E. Ceolini, C. Öztireli, and M. Gross, “Towards better understanding of gradient-based attribution methods for deep neural networks,” *arXiv Prepr. arXiv1711.06104*, 2017.
- [21] M. Pan, W. Huang, Y. Li, X. Zhou, and J. Luo, “XGAIL: Explainable Generative Adversarial Imitation Learning for Explainable Human Decision Analysis,” *Proc. ACM SIGKDD Int. Conf. Knowl. Discov. Data Min.*, pp. 1334–1343, 2020, doi: 10.1145/3394486.3403186.
- [22] I. Lage, D. Lifschitz, F. Doshi-Velez, and O. Amir, “Exploring computational user models for agent policy summarization,” in *IJCAI: proceedings of the conference*, 2019, vol. 28, p. 1401.
- [23] D. Amir and O. Amir, “Highlights: Summarizing agent behavior to people,” in *Proceedings of the 17th International Conference on Autonomous Agents and MultiAgent Systems*, 2018, pp. 1168–1176.
- [24] N. Topin and M. Veloso, “Generation of policy-level explanations for reinforcement learning,” in *Proceedings of the AAAI Conference on Artificial Intelligence*, 2019, vol. 33, no. 01, pp. 2514–2521.
- [25] M. L. Puterman, *Markov decision processes: discrete stochastic dynamic programming*. John Wiley & Sons, 2014.
- [26] A. M. Metelli, M. Pirotta, and M. Restelli, “Compatible reward inverse reinforcement learning,” *Adv. Neural Inf. Process. Syst.*, vol. 2017-Decem, no. Nips, pp. 2051–2060, 2017.
- [27] K. M. Hermann *et al.*, “Teaching machines to read and comprehend,” *Adv. Neural Inf. Process. Syst.*, vol. 28, pp. 1693–1701, 2015.
- [28] C.-Y. Lin, “Rouge: A package for automatic evaluation of summaries,” in *Text summarization branches out*, 2004, pp. 74–81.
- [29] S. Hochreiter and J. Schmidhuber, “Long short-term memory,” *Neural Comput.*, vol. 9, no. 8, pp. 1735–1780, 1997.
- [30] R. Paulus, C. Xiong, and R. Socher, “A deep reinforced model for abstractive summarization,” *6th Int. Conf. Learn. Represent. ICLR 2018 - Conf. Track Proc.*, no. i, pp. 1–12, 2018.
- [31] M. Lewis *et al.*, “Bart: Denoising sequence-to-sequence pre-training for natural language generation, translation, and comprehension,” *arXiv Prepr. arXiv1910.13461*, 2019.
- [32] C. Raffel *et al.*, “Exploring the limits of transfer learning with a unified text-to-text transformer,” *arXiv Prepr. arXiv1910.10683*, 2019.
- [33] H. Bao *et al.*, “Unilmv2: Pseudo-masked language models for unified language model pre-training,” in *International Conference on Machine Learning*, 2020, pp. 642–652.
- [34] M. Marcus *et al.*, “The Penn treebank: Annotating predicate argument structure,” 1994.