

Nodal heterogeneity may induce ghost triadic effects in relational event models

Rūta Juozaitienė¹ and Ernst C. Wit²

¹VU Institute of Data Science and Digital Technologies, Lithuania
Vytautas Magnus university, Kaunas, Lithuania
`ruta.juozaitiene@vdu.lt`

²Università della Svizzera italiana, Lugano, Switzerland

March 31, 2022

Abstract

Temporal network data often encode time-stamped interaction events between senders and receivers, such as co-authoring a scientific article or sending an email. A number of relational event frameworks have been proposed to address specific issues raised by modelling time-stamped data with complex temporal and spatial dependencies. These models attempt to quantify how individuals' behaviour, external factors and interaction with other individuals change the network structure over time. It is often of interest to determine whether changes in the network can be attributed to endogenous mechanisms reflecting natural relational tendencies, such as reciprocity or triadic effects, with the latter thought to represent the inherent complexity of human interaction.

The propensity to form (or receive) ties can also be related to individual actors' attributes. Nodal heterogeneity in the network is often modelled by including actor-specific or dyadic covariates, such as age, gender, shared neighbourhood, etc. However, capturing personality traits such as popularity or expansiveness is difficult, if not impossible. A failure to account for unobserved heterogeneity may confound the substantive effect of key variables of interest. This research shows how node level popularity in terms of sender and receiver effects may mask ghost triadic effects. These results suggest that unobserved nodal heterogeneity plays a substantial role in REM estimation procedure and influences the conclusions drawn from real-world networks.

Keywords— Relational event modelling, time-to-event data, triadic effects, random nodal effects

1 Introduction

Relational event models attempt to quantify how individuals' behaviour, external factors and interaction with other individuals change the social network structure over time. It is often of interest to determine whether changes in the network can be attributed to endogenous mechanisms reflecting natural relational tendencies, such as reciprocity or triadic effects.

A social norm of responding to action with another equivalent action play a vital role in understanding social behaviour. The tendency to reciprocate others actions was proposed as the most straightforward mechanism for the evolution of cooperation [20]. Similarly, it was revealed that this feature is one of the defining attributes of community cohesion and interdependence [14, 27]. The reciprocal manner is a common feature of human social interaction [5, 16], i.e., a broad smile from the waiter tends to lead to higher tips [32], customers tend to reciprocate their gratitude by higher willingness to donate [19]. Reciprocal behaviour is also widespread among animals [26]. For instance, results show that tamarins have a psychological capacity for reciprocally mediated altruism [8] and rats are more helpful towards a partner from which they had received help before than towards a new partner [25]. Another commonly observed feature of social networks is the tendency to form a closed structure, so-called triad. This mechanism assumes that new connections frequently emerge between people sharing common acquaintances. The results of several independent studies suggest that triadic closure can be identified as one of the fundamental dynamical principles in network formation and evolution [15, 11, 13]. Moreover, this tendency is widely supported on empirical grounds, since it can explain salient features of empirical social networks, including a strong community structure, fat-tailed degree distributions and high clustering coefficients [7, 18, 12, 2].

The propensity to form or receive ties also tends to be related to individual actors' attributes. Due to the heterogeneity in their expansiveness and popularity, some actors tend to attract many connections, while others prefer to stay on their own. Expansiveness represents a person's degree of sociability and how much he enjoys being in crowds. Expansive people usually have a lower threshold for friendship, and as a consequence, they consider more people as their friends. Another closely related concept representing the tendency to receive interactions is popularity. This feature reflects other people's attitudes towards a particular person, whereas the former concept reflects individuals' perspectives toward others. Nodal heterogeneity in the network is often modelled by including actor-specific or dyadic covariates, such as age, gender, shared neighbourhood, etc. However, capturing the full extent of personality traits such as popularity or expansiveness by exogenous characteristics is often difficult, if not impossible. This problem has led to the development of random-effects models [31, 3] accounting for the latent and unobserved nodal heterogeneity. In most cases, the individual levels of the random nodal effects are not of interest, rather it is their overall variance. Thus the inclusion of random effects is an elegant and straightforward way to handle the problem of an increasing number of parameters with an increasing number of actors. And, more importantly,

this approach allows us to account for unobserved heterogeneity that may have significant implications for statistical network modelling and inference.

Exponential random graph models (ERGMs) are a class of statistical models often used for modelling social networks. These models aim to identify features that explain the global structure of a network. A well-known issue in ERGMs is that a failure to account for unobserved heterogeneity may confound the substantive effect of key variables of interest. It has been shown [31] that triadic closure estimates obtained using the model ignoring unobserved heterogeneity can vastly overstate the actual amount of triadic effect present in the network. For example, if specific individuals are more outgoing than others, ERGMs not accounting for unobserved heterogeneity may confuse this feature with a network tendency towards a triadic closure [3]. These results suggest that unobserved heterogeneity plays a substantial role in ERGM estimation procedure and influences the conclusions drawn from real world networks.

However, little is known about the effect of unobserved heterogeneity in a relational event framework. Relational event models focus on behavioural interactions, which are defined as discrete events connecting a sender and a recipient at a specific point in time. This manuscript aims to show how node level popularity in terms of sender and receiver effects may mask ghost triadic effects. We propose a frailty model to estimate reciprocal and triadic effects in relational event networks to disentangle them from node-specific effects such as popularity and expansiveness.

2 Relational event models with frailty

The basic idea of relational event models involves modelling the evolution of social interactions as the outcome of a stochastic point process. A general framework capable of exploiting the information contained in sequences of relational events has been introduced in [4]. The model assumes time-stamped network data consisting of sequences $E = \{e_1, e_2, \dots, e_T\}$ of relational events $e := (i, j, t)$, encoding the event time t , the event sender i and the event receiver j . The events in this series are typically dependent on each other, as relational events often trigger others, such as, e.g., replying to a message or turn-taking in conversations. This interdependence is indeed one of the main interests of network analysis, since it can identify endogenous and exogenous drivers of how people interact [28].

The relational event model assumes that events occur according to an internal hazard function. A continuous-time hazard is defined as the infinitesimal conditional probability of an event happening between individuals i and j in time period $[t, t + dt]$ given that the event did not happen up until t . Following the notation of [21], a hazard of a relational event $i \rightarrow j$ is

$$\lambda_{ij}(t) = \lim_{dt \downarrow 0} \frac{P(\text{event } i \rightarrow j \text{ occurs in } [t, t + dt] \mid \text{no } i \rightarrow j \text{ event in } (0, t))}{dt}.$$

The aim of a relational event model is to capture the heterogeneity in the inter-

action network as well as complex relational and temporal dependencies among events. A model may include all types of predictors commonly used in social network analysis, which can be divided further into three subsets: (i) temporal network effects (such as reciprocity, transitivity, balance), which we will indicate by the variable $s_{ij}(t)$, (ii) fixed network effects such as attributes of the actors, such as gender, age, etc., and dyadic covariates such as age difference, which we collectively indicate by x_{ij} , and (iii) and random network effects, such as (receiver) popularity and (sender) expansiveness, indicated by z_{ij} . We define a Cox-type of random effect proportional hazard model for the relational hazard rate:

$$\lambda_{ij}(t|x_{ij}, z_{ij}, s_{ij}(t) = s) = \lambda_{s0}(t)e^{\boldsymbol{\theta}^T x_{ij} + \mathbf{b}^T z_{ij}}, \quad (1)$$

$$\mathbf{b} \sim \mathcal{N}(0, \Sigma(\phi)) \quad (2)$$

where $\lambda_{s0}(t)$ is a baseline hazard for stratum s , $\boldsymbol{\theta}$ are the fixed effects and \mathbf{b} is a vector random effects or *frailties*. The frailty terms are assumed to follow a normal distribution with mean zero and a, possibly parametrized, variance matrix $\Sigma(\phi)$.


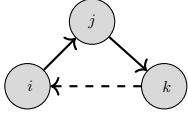
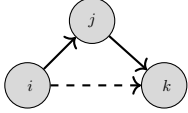
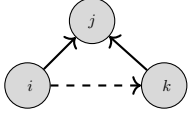
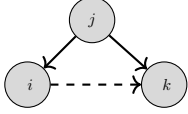
2.1 Network effects

Inside the random formulation of the relational event model, we identified three different effect types that are driving the interaction dynamics between the actors. In this section we focus on each of these three effect types in more detail.

Strata specific dynamic effects. When analysing social interactions, one might reasonably expect to see some adherence to social norms such as reciprocity or triadic closure. These mechanisms may increase or decrease the propensity of occurrence of a given action. Reciprocity is a basic characteristic of social life, assuming that individuals seek to establish symmetric patterns of relational events. This dyadic effect describes the flow of exchange between two parties that does not occur simultaneously.

Triadic closure suggests that the presence of a common third party affects the relation between two individuals. However, there is more than just one way to define a triadic effect in a directed network, see Table 1. The cyclic closure describes the relations of generalised exchange, where each individual gives and eventually receives benefits from a different person. Behavioural studies indicate that an individual’s cooperative behaviour can be based on prior experiences, regardless of the identity of the other party [24, 6, 9]. This mechanism, called generalised reciprocity [22] (also referred to as “tit-for-tat” [1] or indirect reciprocity [34]), assumes that previous receipt of help increases the propensity to help a stranger. Transitive closure describes the process of path shortening, whereby indirect connections between individuals tend to become direct ties over time. Triadic closure as well may occur through the tie formation arising from similarity in local network position. Sending balance [33] (also referred

Table 1: Common structural network effects for a directed network

Type	Effect	Structure
Dyadic	Reciprocity	
Triadic closure	Cyclic closure	
	Transitive closure	
	Sending balance	
	Receiving balance	

to activity-based structural homophily [23]) assumes that two parties may create a tie based on their shared network activity. This effect is analogous to homophily, where the similarity in attributes leads to tie formation. Another process of structural homophily is called receiving balance or popularity closure. This effect is based on shared popularity, meaning that individuals may form a connection because they are chosen by the same third party.

Traditionally, these structural dyadic and triadic endogenous network effects have been modelled as independent variables capturing network patterns influencing event occurrence. A sliding window technique or a weight function have been proposed to account for the temporal aspect of these fundamental endogenous drivers of social interactions. Another approach allowing for time-varying network effects suggests using stratified baseline hazard [10]. Stratification allows avoiding strong assumptions regarding the temporal development of network formation mechanisms, such as arbitrary temporal windows or values for the decay parameters. Therefore, our aim is estimate the strata-specific baseline hazards,

$$\hat{\lambda}_{0s}(t) = \frac{\partial}{\partial t} \Lambda_{0s}(t),$$

where $\Lambda_{0s}(t)$ is a smooth estimate of a cumulative baseline hazard modelled via a penalised spline approach. For more details see [10].

Fixed effects. The proposed model (1) also may incorporate covariate effects representing sender and receiver attributes (such as gender), dyadic relations (e.g. same neighbourhood), and other network effects that do not have a dynamical structure and remain stable over time. For instance, a list of non-temporal network effects may include persistence, preferential attachment, participation shifts, recency, etc. [4, 33]. These network effects, as well as nodal covariates, are incorporated via independent variables.

Random effects. In traditional relational event models, nodes are assumed to be homogeneous, except for the differences captured in available nodal covariates. However, this assumption may be unrealistic, especially in the context of social networks. Each individual has its preference for its latent sociality and whereby propensity to form ties. For example, some people tend to communicate more actively based upon their personality traits, such as charisma, that is difficult to observe. The heterogeneity of individuals can be very important to network formation and directly related to the hazard of experiencing an event since more resistant observations remain in the risk set longer [29]. Therefore, the inclusion of nodal random effects enriches the model by accounting for heterogeneity in the nodes of a network, which could not be captured otherwise.

The node specific random effects represent the propensity for individuals to send (expansiveness) and receive (popularity) ties. The expansiveness effect encapsulates all aspects related to an individual's eagerness to initiate events. Similarly, popularity summarises all individual's features that determine their attractiveness as a receiver.

2.2 Frailty model estimation

Following [30], an integrated partial likelihood for the model (1) is

$$IPL(\theta, \phi) = \frac{1}{(2\pi)^{q/2} |\Sigma(\phi)|^{1/2}} \int PL(\theta, b) e^{-b^T \Sigma^{-1} b / 2} db,$$

where q is the number of random effects and $PL(\theta, b)$ is Cox partial likelihood for any fixed values of θ and b . However, the IPL is an intractable multidimensional integral and to perform computations under this likelihood we use Laplace approximation. In this case, the log penalized partial likelihood ($LPPL$) is replaced with a second order Taylor series about its value at the maximum of the function

$$\begin{aligned} PL(\theta, b) &= e^{\log(PL(\theta, b))} \equiv e^{LPL(\theta, b)} \\ LPPL((\theta, b, \phi)) &= LPL(\theta, b) - \frac{1}{2} b^T A^{-1}(\phi) b \\ &\approx LPPL(\hat{\theta}(\phi), \hat{b}(\phi)) - \frac{1}{2} (b - \hat{b})^T H_{bb}(b - \hat{b}), \end{aligned}$$

where H is the matrix of second derivatives of the $LPPL$ and H_{bb} is the portion of this matrix corresponding to the random effects. When ϕ is fixed, the relevant

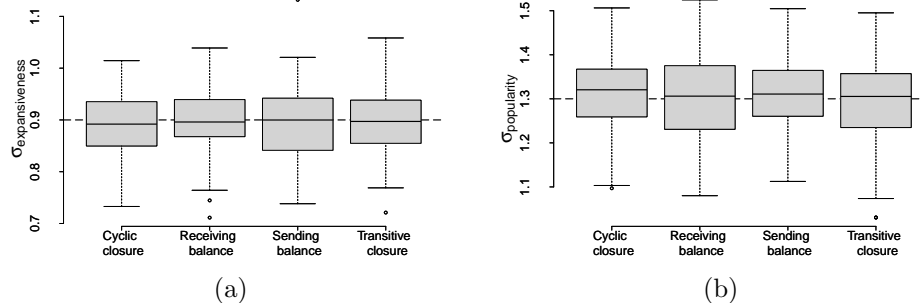


Figure 1: Boxplot of the estimated standard deviations of (a) expansiveness random effect and (b) popularity random effect.

values of θ and b that maximize the $LPPL$ can be computed using the same methods as an usual Cox regression model.

3 Simulation studies

In order to test the performance of the proposed framework and assess the consequences of neglecting the unobserved nodal heterogeneity, we simulate and examine networks in three sets of analyses. The first simulation study We first analyse whether the proposed frailty approach recovers the true parameters and subsequently how its estimates of the model parameters improve under increasing sample size scenarios. Having convinced ourselves of a satisfactory implementation of our model, we finally, and most importantly, examine the effect of unobserved heterogeneity on the estimates of triadic closure effects.

3.1 Network effects recovery

A simulation-based experiment was conducted to demonstrate that the proposed approach is able to adequately recover the underlying parameters. To analyse the relative bias in parameters estimated with correctly specified heterogeneous models, we considered the following simulation scenario. In each of 20 replications, we simulated 10,000 events among 100 individuals. The rate of each event was defined following the assumption that triadic closure effects had no impact on link occurrence. The baseline hazard function was set to be a constant equal to 1, assuming that waiting times were exponentially distributed. By drawing from an exponential distribution, we assumed that time itself had no effect on event rates. Therefore, the rate of each event depended only on the nodal random effects. The popularity and expansiveness random effects were generated from a normal distribution, i.e., $b_i^{pop} \sim \mathcal{N}(0, 1.3^2)$, $b_i^{exp} \sim \mathcal{N}(0, 0.9^2)$. Each dataset was analysed by the relational event model with frailty given in (1).

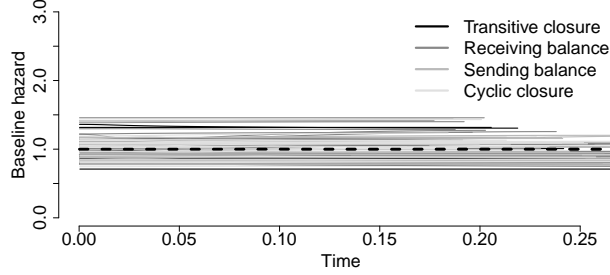


Figure 2: True and estimated baseline hazard curves: solid lines are estimated functions and dashed line is an actual hazard

Figures 1 and 2 illustrate that modelling heterogeneity greatly improved the estimation performance. Indeed, the standard deviations of the random effects were recovered to a fairly high level of accuracy (see Fig. 1). The proposed frailty model was able to resurrect standard deviation values with no noticeable patterns in bias, regardless of the triadic closure effect. That is, both standard deviation estimates were centred on their true values (0.9 and 1.3, respectively). Moreover, the estimated baseline hazard curves in Fig. 2 indicate that the frailty approach recovered the underlying process reasonably well. The proposed framework adequately recovered the shape of the underlying distribution with a slight bias in its magnitude.

3.2 Effect of increasing sample size

To assess the effect of varying sample size on estimator performance, we varied two factors: number of individuals (i.e., the number of random effects levels) and the number of events (number of observations). For each scenario, we generated data under previously presented assumptions. Thus, event times were exponentially distributed assuming that there is no event dependence. Nodal heterogeneity is introduced in the form of the random effects that were drawn from a normal distribution with $\sigma_{pop} = 0.9, \sigma_{exp} = 0.5$. To explore the importance of varying number of events we simulated three datasets under different scenarios, i.e., we simulated 500, 1500 and 4500 events among 100 individuals. Accordingly, to analyse the effect of varying number of individuals we simulated 10000 events among 10, 30 and 90 individuals. Each dataset was fit with the previously described frailty model.

Figures 3 and 4 summarises the results of 100 replications. Fig. 3 demonstrates the relative effects of increasing the number of individuals on estimator performance by providing the estimated standard deviations for three different scenarios. As expected, the uncertainty around standard deviation estimates generally decreased with an increased number of random effects levels. Results presented in Fig. 4 indicate that an increase in the number of observations had

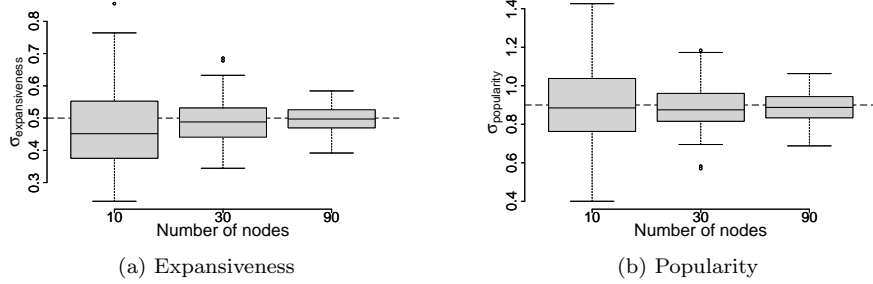


Figure 3: Effect of increasing the number of individuals: as the number of random effects levels increases, the bias and uncertainty around the random effects standard deviation decreases.

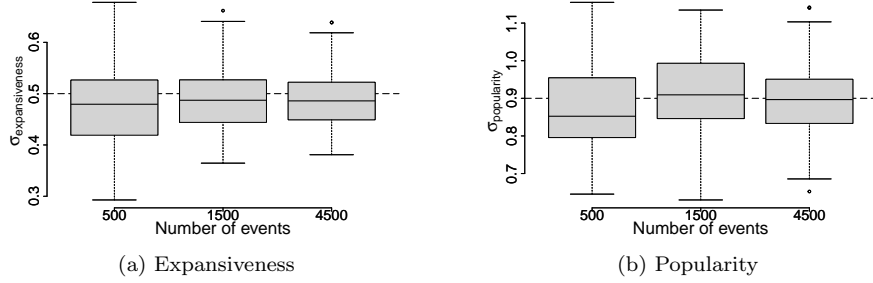


Figure 4: Effect of increasing the number of observations: number of events has a relatively minor effect on the estimation accuracy. Dashed lines indicate the true value.

little effect on estimation accuracy. The number of events appeared to be relatively non-important in resurrecting standard deviation estimates within these simulation scenarios.

3.3 Expansiveness and popularity mask as triadic closure

First, we conducted simulations to demonstrate the consequences of not accounting for nodal random effects in relational event models. In particular, we were interested in how unobserved heterogeneity affects the estimates of triadic closure effects. We considered the same simulation scenario as in section 3.1 including random node effects for popularity and expansiveness. The difference is that we estimated the endogenous parameters, such as reciprocity and triadic closure, ignoring the random effects, as in a traditional relational event model.

Four stratified Cox regression models were fitted to the generated datasets

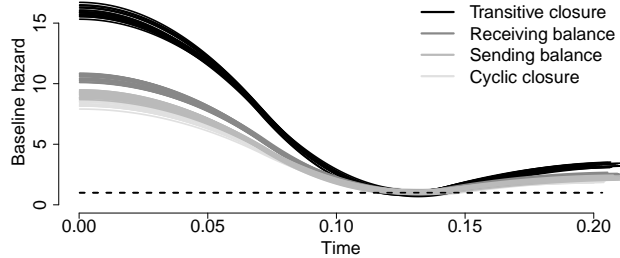


Figure 5: Phantom triadic effects are identified as a result of the presence of random popularity and expansiveness effects. The dashed line represents the true function and solid curves are estimates based on a stratified Cox model.

focusing on one triadic closure effect at a time. This assumption simplified the modelling procedure by reducing the number of strata. Each triadic effect must have its own stratum, but more importantly, it also requires to take into account all possible combinations of different triadic closures. For instance, an event simultaneously closing cyclic and transitive triads have to fall into a certain stratum describing this particular situation. Therefore, focusing on only one triadic closure effect at a time we were able to fit models with four strata levels: spontaneous (resulting from a natural impulse), reciprocal (stratum R), triadic (stratum T) and R+T stratum representing events that are both subject to reciprocity and triadic closure.

Figure 5 shows curves of the estimated baseline hazard functions for each triadic closure effect. Solid lines represent estimates obtained from fitting homogeneous models to the datasets produced by simulation, and the dashed line is the true baseline hazard function. It is immediately apparent that the estimates from the stratified Cox regression model severely overstates triadic effects. These results confirm that failure to account for unobserved nodal heterogeneity can vastly overestimate the actual amount of triadic closure present in the network. Another result of note is the pattern of bias observed among different triadic closure effects. The most severe bias is observed for the transitive closure effect. This suggests that transitive closure is the most sensitive to unobserved heterogeneity, and it responds to misspecification by significantly increasing in magnitude. Intuitively, this is due to the nature of transitive closure. This structural effect implies a local hierarchy, with one node only receiving ties, one node only sending ties and one neutral node receiving and sending ties. Therefore, the receiving node is the most popular within the group, and the sending node is the most expansive within it. Due to this reason, the effect of shared partners might be overestimated in order to compensate for underestimating the effects of social behaviour. On the other hand, in a cyclic closure, the direction of all ties is consistent and none of the three nodes would be singled out, which corresponds with the simulation study results indicating that cyclic closure is

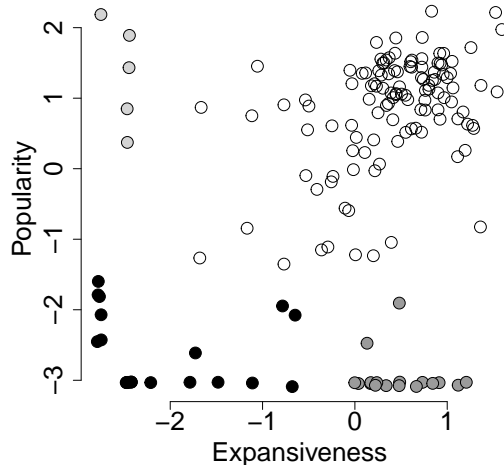


Figure 6: Distribution of random effects. Different colours indicate individuals exhibiting distinctive behaviour patterns.

more robust to unobserved heterogeneity.

4 Illustrative case study: email communication

While the previous section demonstrated the potential importance of directly modelling unobserved nodal heterogeneity in simulated network data, there remains a question as to how the proposed model performs in practical, real-world problems. For this reason, we provide an illustrative example of the importance of accounting for unobserved nodal heterogeneity. We look at a dynamic network describing the internal email communication between employees of a mid-sized manufacturing company [17]. This study contains 82,614 email communications observed among 176 employees over nine months period beginning in January 2010. Each communication history record contains sender, receiver and timestamp. To ensure no simultaneity of events as assumed by the relational event framework, we modified the dataset by removing emails having more than one recipient as well as instances when individuals sent emails to themselves.

To analyse how unobserved nodal heterogeneity affects the estimates of triadic closure effects we fit the stratified Cox regression model and frailty model with sender and receiver random effects. Here we present results for the transitive closure effect, but the framework can also be used for other triadic closure types such as cyclic closure or sending/receiving balance. Transitive closure was used as an example since simulation studies revealed that this type of triadic closure is the most sensitive to the unobserved nodal heterogeneity.

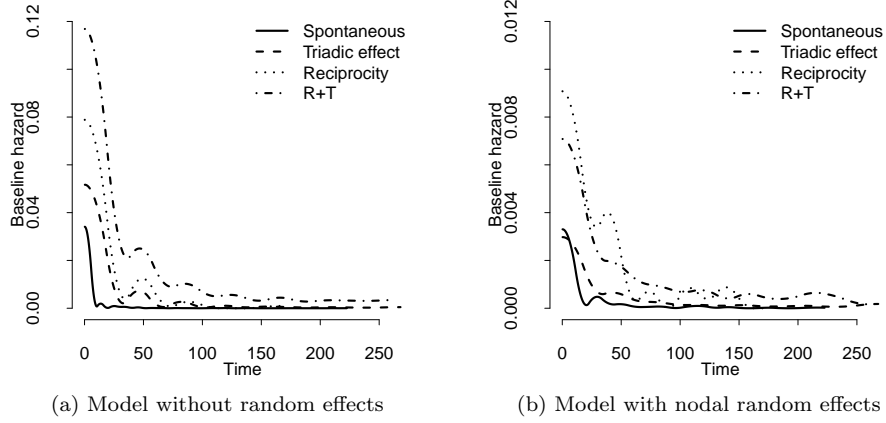


Figure 7: Estimated baseline hazard functions for fixed and mixed effects models, suggesting that heterogeneity masquerades as transitive effect when heterogeneity itself is not modelled.

The frailty model presented evidence of nodal heterogeneity, i.e., the standard deviations of popularity and expansiveness were equal to 1.75 and 1.18, respectively. These results confirmed that individuals are indeed significantly different in their level of expansiveness and popularity. Moreover, higher variability was observed among the level of individual popularity. A more detailed analysis showed that individuals based on their estimates of popularity and expansiveness could be grouped in four clusters (see Fig. 6). Black colour indicates employees having negative estimates of popularity and expansiveness, indicating that these individuals avoid communication with other employees and can be referred to as a group of outsiders. Dark grey colour indicates active individuals that are somewhat ignored, i.e., employees tending to communicate more actively but rarely receiving emails. The light grey colour represents the opposite tendency, i.e., more popular individuals receive more emails, but rarely initiate communication themselves. The majority of the company’s employees belong to the white cluster and do not exhibit any distinctive features, having average sending and receiving inclinations.

The baseline hazard functions presented further evidence that unobserved nodal heterogeneity can confound and bias the estimated effect of transitive closure. A graph of the baselines hazard functions from the fixed effects model (Fig. 7a) suggests a very strong effect of the combination of reciprocity and transitivity tendencies. Meaning it is much more likely that an email will be responded to if it is reciprocal and closes a transitive triad. We can also observe that emails correspondence tends to form triads since these events’ hazard rate is higher than spontaneous. Analysing a graph of the baseline hazards from the frailty model (Fig. 7b), we can conclude that reciprocal emails have the

highest hazard of being responded. Moreover, the baseline hazard functions for spontaneous and triadic events are almost identical. Therefore, the effect of transitive closure weakens once heterogeneity is incorporated into the model. Comparing patterns across two models, we can see that the degree to which the corresponding estimates of baseline hazard curves diverge suggests that unobserved heterogeneity plays a substantial role in estimating of the transitive closure effect.

5 Conclusions

Heterogeneity of individuals in the network can arise for a variety of reasons, including aggregation in the data or failure to account for important nodal covariates. Even though unobserved heterogeneity is sociologically widely accepted, network models with random heterogeneity have so far been considered only exceptionally. This paper has revealed how unobserved heterogeneity can result in severely biased estimates of triadic closure effects. In addition, we proposed using a frailty approach as a flexible tool to model heterogeneity in the network that is not otherwise captured in the available covariates.

The practical benefits of accounting for unobserved nodal heterogeneity were illustrated through a simulation study. Numerical experiments confirmed that a failure to account for nodal heterogeneity can vastly overstate the prevalence of the triadic closure effect present in the network. Furthermore, the findings revealed that the transitive closure effect, due to its nature, is the most sensitive to the unobserved nodal heterogeneity. Simulation studies also confirmed that the frailty approach is capable of producing accurate estimates of the underlying parameters. As expected, the precision of the standard deviation estimates increased with the increasing number of levels of the random effect, i.e., higher replication of the random effects results in more precise estimates. However, the uncertainty in those estimates is less strongly influenced by the number of events.

This paper revealed that unobserved nodal heterogeneity might disguise as a triadic closure effect when heterogeneity is not modelled. In other words, individuals expansiveness and popularity are not always well explained by the observed nodal characteristics. However, the suggested frailty approach is capable of recovering the original shape of the baseline hazard function and disentangling random nodal effects from triadic closure.

Acknowledgements

This work was supported by an STSM Grant from COST Action COSTNET (CA15109). EW acknowledges funding by SNSF (grants 188534, 192549).

References

- [1] Axelrod, R., Hamilton, W.D.: The evolution of cooperation. *science* **211**(4489), 1390–1396 (1981)
- [2] Bianconi, G., Darst, R.K., Iacovacci, J., Fortunato, S.: Triadic closure as a basic generating mechanism of communities in complex networks. *Physical Review E* **90** (2014)
- [3] Box-Steffensmeier, J.M., Campbell, B.W., Christenson, D., Morgan, J.: Substantive implications of unobserved heterogeneity: Testing the frailty approach to exponential random graph models. *Soc. Networks* **59**, 141–153 (2019)
- [4] Butts, C.T.: A relational event framework for social action. *Sociological Methodology* **38**(1), 155–200 (2008)
- [5] Fehr, E., Gächter, S., Gächter, S.: Fairness and retaliation: The economics of reciprocity. *Journal of Economic Perspectives* **14**, 159–181 (2000). DOI 10.1257/jep.14.3.159
- [6] Fischbacher, U., Gächter, S., Fehr, E.: Are people conditionally cooperative? evidence from a public goods experiment. *Economics letters* **71**(3), 397–404 (2001)
- [7] Foster, D.V., Foster, J.G., Grassberger, P., Paczuski, M.: Clustering drives assortativity and community structure in ensembles of networks. *Physical Review E* **84** (2011)
- [8] Hauser, M., Chen, M., Chen, F., Chuang, E.: Give unto others: genetically unrelated cotton-top tamarin monkeys preferentially give food to those who altruistically give food back. *Proceedings of the Royal Society of London. Series B: Biological Sciences* **270**, 2363 – 2370 (2003)
- [9] Isen, A.M.: Positive affect, cognitive processes, and social behavior. *Advances in experimental social psychology* **20**, 203–253 (1987)
- [10] Juozaitienė, R., Wit, E.C.: Non-parametric estimation of reciprocity and triadic effects in relational event networks. *Social Networks* **68**, 296–305 (2022). DOI <https://doi.org/10.1016/j.socnet.2021.08.004>. URL <https://www.sciencedirect.com/science/article/pii/S0378873321000666>
- [11] Klimek, P., Thurner, S.: Triadic closure dynamics drives scaling-laws in social multiplex networks. *New Journal of Physics* **15** (2013). DOI 10.1088/1367-2630/15/6/063008
- [12] Kumpula, J.M., Onnela, J.P., Saramäki, J., Kaski, K., Kertész, J.: Emergence of communities in weighted networks. *Physical Review Letters* **99** (2007)

- [13] Leskovec, J., Backstrom, L., Kumar, R., Tomkins, A.: Microscopic evolution of social networks. In: Proceedings of the 14th ACM SIGKDD International Conference on Knowledge Discovery and Data Mining, KDD '08, pp. 462–470. ACM, New York, NY, USA (2008)
- [14] Lewis, S.: Reciprocity as a key concept for social media and society. *Social Media + Society* **1** (2015). DOI 10.1177/2056305115580339
- [15] Li, M., Zou, H., Guan, S., Gong, X., Li, K., Di, Z., Lai, C.H.: A coevolving model based on preferential triadic closure for social media networks. *Scientific reports* **3**, 2512 (2013). DOI 10.1038/srep02512
- [16] Mahmoodi, A., Bahrami, B., Mehring, C.: Reciprocity of social influence. *Nature Communications* **9** (2018). DOI 10.1038/s41467-018-04925-y
- [17] Michalski, R., Kajdanowicz, T., Bródka, P., Kazienko, P.: Seed selection for spread of influence in social networks: Temporal vs. static approach. *New Generation Computing* **32**(3-4), 213–235 (2014)
- [18] Newman, M.E.J., Park, J.: Why social networks are different from other types of networks. *Physical Review E* **68** (2003)
- [19] Obeng, E., Nakhata, C., Kuo, H.C.: “paying it forward: The reciprocal effect of superior service on charity at checkout”. *Journal of Business Research* **98**, 250–260 (2019). DOI 10.1016/j.jbusres.2019.02.003
- [20] Ohtsuki, H., Hauert, C., Lieberman, E., Nowak, M.: A simple rule for the evolution of cooperation on graphs and social networks. *Nature* **441**, 502–5 (2006). DOI 10.1038/nature04605
- [21] Perry, P., Wolfe, P.: Point process modeling for directed interaction networks. *Journal Of The Royal Statistical Society* **75**(5), 821–849 (2013). DOI 10.1111/rssb.12013
- [22] Pfeiffer, T., Rutte, C., Killingback, T., Taborsky, M., Bonhoeffer, S.: Evolution of cooperation by generalized reciprocity. *Proceedings of the Royal Society B: Biological Sciences* **272**(1568), 1115–1120 (2005)
- [23] Robins, G., Pattison, P., Wang, P.: Closure, connectivity and degree distributions: Exponential random graph (p^*) models for directed social networks. *Social Networks* **31**(2), 105–117 (2009)
- [24] Rutte, C., Taborsky, M.: Generalized reciprocity in rats. *PLoS biology* **5**(7), e196 (2007)
- [25] Rutte, C., Taborsky, M.: The influence of social experience on cooperative behaviour of rats (*rattus norvegicus*): Direct vs generalised reciprocity. *Behavioral Ecology and Sociobiology* **62**, 499–505 (2008)

- [26] Schneeberger, K., Dietz, M., Taborsky, M.: Reciprocal cooperation between unrelated rats depends on cost to donor and benefit to recipient. *BMC evolutionary biology* **12**, 41 (2012). DOI 10.1186/1471-2148-12-41
- [27] Simmel, G., Wolff, K.H.: *The Sociology of Georg Simmel*. Illinois: Free Press
- [28] Stadtfeld, C., Block, P.: Interactions, actors, and time: Dynamic network actor models for relational events. *Sociological Science* **4**(14), 318–352 (2017). DOI 10.15195/v4.a14
- [29] Steele, F.: A discrete-time multilevel mixture model for event history data with long-term survivors, with an application to an analysis of contraceptive sterilization in bangladesh. *Lifetime Data Analysis* **9**(2), 155–174 (2003)
- [30] Terry M. Therneau, Patricia M. Grambsch: *Modeling Survival Data: Extending the Cox Model*. Springer, New York (2000)
- [31] Thiemichen, S., Friel, N., Caimo, A., Kauermann, G.: Bayesian exponential random graph models with nodal random effects. *Social Networks* **46**, 11–28 (2016)
- [32] Tidd, K., Lockard, J.: Monetary significance of the affiliative smile: A case for reciprocal altruism. *Bulletin of the Psychonomic Society* **11**, 344–346 (1978)
- [33] Vu, D., Lomi, A., Mascia, D., Pallotti, F.: Relational event models for longitudinal network data with an application to interhospital patient transfers. *Statistics in medicine* **36**(14), 2265–2287 (2017)
- [34] Yarmoshuk, A.N., Cole, D.C., Mwangi, M., Guantai, A.N., Zarowsky, C.: Reciprocity in international interuniversity global health partnerships. *Higher Education* **79**(3), 395–414 (2020)