

# Zero-shot meta-learning for small-scale data from human subjects

Julie Jiang  
juliej@isi.edu

Information Sciences Institute  
University of Southern California  
USA

Kristina Lerman  
lerman@isi.edu

Information Sciences Institute  
University of Southern California  
USA

Emilio Ferrara  
ferrarae@isi.edu

Information Sciences Institute  
Annenberg School of Communication  
University of Southern California  
USA

## ABSTRACT

While developments in machine learning led to impressive performance gains on big data, many human subjects data are, in actuality, small and sparsely labeled. Existing methods applied to such data often do not easily generalize to out-of-sample subjects. Instead, models must make predictions on test data that may be drawn from a different distribution, a problem known as *zero-shot learning*. To address this challenge, we develop an end-to-end framework using a meta-learning approach, which enables the model to rapidly adapt to a new prediction task with limited training data for out-of-sample test data. We use three real-world small-scale human subjects datasets (two randomized control studies and one observational study), for which we predict treatment outcomes for held-out treatment groups. Our model learns the latent treatment effects of each intervention and, by design, can naturally handle multi-task predictions. We show that our model performs the best holistically for each held-out group and especially when the test group is distinctly different from the training group. Our model has implications for improved generalization of small-size human studies to the wider population.

## KEYWORDS

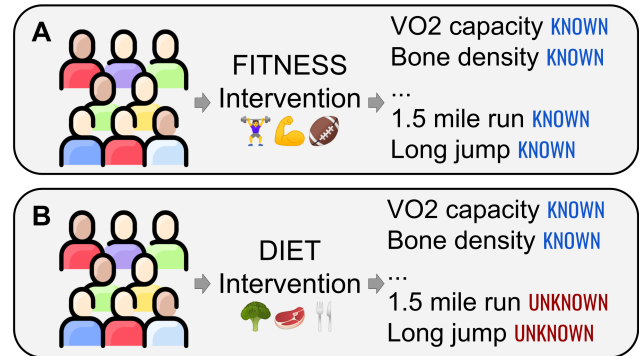
zero-shot learning, meta-learning, small-scale data, human subjects

## 1 INTRODUCTION

Human subjects studies are critical to our understanding of human health, psychology, and decision-making as well as the effectiveness of interventions to improve individual well-being [18, 20]. Though such studies remain the gold standard of scientific discovery [10, 20], many are small and sparsely labeled due to regulatory challenges, ethical considerations [17], data availability (e.g., investigating rare diseases [10]), recruitment costs, and data collection [29]. Another challenge is generalizing the results of human subjects experiments to real-world settings since the inclusion-exclusion criteria (criteria that specify whether a participant is eligible to participate in a study) of these studies skew the study population compared to the general population [9, 14, 19].

There is a need to develop accurate predictive models from data collected from small-scale human subjects studies. For example, these models can help make optimal treatment decisions based on an individual’s predicted treatment outcomes [18]. However, most efforts in this area have been constrained by the limited availability of labeled data and the lack of generalizability to out-of-sample populations.

**Figure 1: A motivating example: given two treatment groups of participants and a set of known assessment outcomes, we want to predict unknown assessment outcomes (e.g., 1.5 mile run, long jump) for one treatment group by transferring from other assessment outcomes.**



In recent years, deep learning methods have largely benefited from the availability of large-scale labeled data in areas such as computer vision [51] and natural language processing [11]. However, these methods have had limited success in predicting outcomes in human subject studies [35], where many researchers continue to use traditional methods such as Elastic Nets or Random Forests [5, 53]. This is not surprising, as deep learning architectures generally necessitate a large amount of labeled data and have limited capacity for transferring knowledge [28, 45], hindering their ability to generalize to complex yet small human subjects datasets and tasks [41]. Transfer learning is a new approach that could address this challenge. For example, transfer learning of deep architectures was applied to survival analysis of cancer patients by leveraging knowledge learned from different datasets and different types of cancer [24, 34].

To address this gap, we frame this task as a zero-shot learning (ZSL) problem, where we make predictions for the outcomes of treatment for subjects (or *shots*) in a test treatment group without being trained on any (*zero*) subject in that group for the target tasks. Guided by the paradigm of meta-learning, or *learning to learn*, our method can rapidly generalize to unseen groups [13]. Unlike other ZSL approaches, we do not require human-annotated attributes to characterize the treatment groups [37]. Moreover, our method is inherently capable of making multi-task predictions, since meta-learning transfers knowledge across tasks. We emphasize that our

problem is distinct from most literature on ZSL, which specifically addresses zero-shot classification in which the test set contains unseen labels from the training set [12, 37, 49, 55], as well as from most literature on meta-learning [13, 24, 32], which enables quick adaptation in a few-shot (rather than zero-shot) scenario.

As a motivation, consider a study where participants are randomly assigned to an intervention: either a *diet* regimen or a *fitness* training treatment (illustrated in Fig. 1). After the intervention, the *fitness* group is given a fitness assessment but not the *diet* group. Suppose both treatments have a substantial, but unknown, effect on the fitness capabilities of both groups of people, altering the underlying distribution of potential fitness assessment results. If we were to predict the fitness test results of the *diet* group, we might reasonably expect that, all else being equal, the *diet* group will underperform in certain training assessments compared to the *fitness* group (e.g., endurance tests). However, traditional machine learning models, having never seen how the *diet* group participants perform on the fitness tests, can only make predictions based on the assumption that they too underwent a *fitness* treatment plan. We address this problem by meta-learning how subjects from both treatment groups respond to tasks similar to fitness assessment. Our method learns treatment representations that capture the latent effects of treatments to overcome the challenges of ZSL. Our method is flexible and can be generalized to predict several target values (i.e., multitask prediction).

In sum, the contributions of this paper are as follows:

- We propose a meta-learning-based treatment outcome prediction for *out-of-sample* users (users who underwent an unseen treatment plan) without having domain knowledge or characterization of the treatment plan.
- We demonstrate our model achieves superior performance on three real-world small-scale human subjects datasets (two controlled studies and one observational study).
- Our model is resistant to overfitting, rendering it especially advantageous when the target variable distribution of the test data is most distinct from that of the training data.

As the model can make zero-shot predictions to unseen populations, a promising implication is its generalizability to the wider population.<sup>1</sup>

## 2 RELATED WORK

### 2.1 Transfer Learning and Domain Adaptation

In transfer learning, knowledge is transferred from the source data to the target data. Usually, the source data is larger and easier to acquire, whereas the target data is small and scarce. A transfer learning model can be trained on the source data and then fine-tuned on the target data. There are two main types of transfer learning: *domain* adaptation and *task* adaptation. In domain adaptation, the source and target domains are different but somewhat similar [33]. Transfer learning is widely studied in computer vision and language modeling [7, 38]. For example, a language model may be trained on an English corpus, for which data is abundant, but tested on an Arabic corpus, for which data is scarce.

Compared to conventional methods, models designed for domain adaptation must learn from domain-invariant features in the training data. Importantly, it should not overfit the training data such that it compromises its generalizability to a different domain. Discrepancy-based methods aim to minimize the discrepancy between the training domain and target domain [27]. Adversarial approaches differentiate target domain data from the source domain data [48]. In an application to predict anti-cancer drug response, Zhu et al. [60] used an ensemble model to transfer knowledge across various drug response datasets. Transfer learning has also been shown to improve survival analysis in real-world high-dimensional datasets of cancer patients [24].

More challenging than domain adaptation is the problem of task adaptation. There is substantive interest in developing general-purpose, ubiquitous models that are not task-specific [4, 26, 43, 59]. A transfer learning approach to these problems transfers knowledge learned from a set of tasks to a different set of tasks that are similar in some ways [47]. While, such methods have been widely explored in domains such as reinforcement learning [46], natural language processing [52, 58], and computer vision [23], their applications to human behavioral datasets remain sparse.

### 2.2 Zero-/Few-shot Learning

Few-shot learning (FSL) refers to a type of transfer learning problem in which the training data is very limited [54]. Compared to traditional machine learning models, FSL models must generalize rapidly from a very small amount of data without overfitting. FSL has garnered lots of attention in many real-life applications in which data is limited. A common application of FSL is few-shot classification: the classifier is trained with only  $k$  (a small number) examples each from  $n$  target classes before being deployed on the test set. Similarly, a  $k$ -shot regressor is only trained on  $k$  training examples. When  $k = 0$ , FSL becomes zero-shot learning (ZSL). ZSL/FSL models typically require pre-training on a larger source data, followed by transferring the knowledge to the target data. To enable ZSL, the model must acquire knowledge from other modalities, such as through auxiliary attributes available for both source and target data [37]. ZSL/FSL are naturally well-positioned to tackle multi-task learning [4, 59] or task adaptation [13, 36] by transferring knowledge from source tasks that have large training examples to target tasks that have limited or no training examples. Many ZSL/FSL methods, including ours, are solved via meta-learning, which we introduce in detail next.

### 2.3 Meta-learning

Meta-learning is a new type of machine learning paradigm that *learns to learn*. It is an end-to-end framework that can learn new knowledge with very few training examples, thereby enabling ZSL/FSL. Matching Networks [50] or Prototypical Networks [42] learn representations of data points and leverage the similarity of representations between any two data points to enable zero- or few-shot classification. [40] proposed memory-augmented neural networks to store previous training examples for future use.

More recently, optimization-based methods were developed to separate the meta-learning framework into the base-learner and the meta-learner. The base-learner is trained normally, while the

<sup>1</sup>Due to governmental regulations, we are unable to release our datasets to the public.

meta-learner improves the base-learner. Ravi and Larochelle [36] introduced the LSTM Meta-learner, which meta-learns an exact optimization rule to update the base-learner’s parameters for multi-task few-shot classification. On the other hand, Model-Agnostic Meta-Learning (MAML) is a more generalized approach to multi-task learning for supervised and reinforcement learning [13]. MAML meta-learns a set of optimal initialization weights for the base-learner to allow it to generalize quickly to any task [13]. Reptile [32], a first-order MAML, was developed as an approximation of MAML, vastly reducing the computational overhead while maintaining comparable performance. Another model similar to MAML is Meta-SGD, which not only learns good initialization weights but also an optimal update direction and a learning rate [25]. However, all of these flavors of meta-learning models are designed for FSL for a new task rather than ZSL for a new domain.

While meta-learning variants have been developed for ZSL, they generally require human-annotated class attributes that describe seen and unseen classes [12, 49, 55]. We propose a meta-learning framework that enables ZSL for both regression and classification problems, without the need for human-annotated class attributes.

**2.3.1 Distinction From Our Work.** While our method borrows intuitions from meta-learning literature, to the best of our knowledge, these existing models do not natively apply to our problem setting. First of all, most methods only concern zero-shot or few-shot classification (e.g. detecting a new category of images or samples that are unseen during training) [12, 37, 49, 55]. In contrast, we are trying to achieve regression outcome predictions for unseen users from a different treatment group. Other meta-learning methods capable of prediction regression outcomes address fast-adaptation to new tasks via few-shot learning [13, 24, 32]. Our task is a zero-shot problem given we have no target data for the out-of-sample users. These problems are characteristically different from ours, and thus cannot be directly compared.

Meta-learning as is used in this work is also not to be confused with the *metalearners* proposed by Künzel et al. [22] for causal inference (e.g., X-learner, T-learner, and S-learner). The *metalearners* by Künzel et al. [22] estimates heterogeneous treatment effects based on data available from *all* treatment groups. This problem setting is distinctly different from ours, as the predictions we are making are the treatment outcomes for a separate treatment group and this data is held-out during training.

## 3 METHODS

### 3.1 Preliminaries

We first formally define our problem and introduce some notations. Given human subject data that are separated into disjoint treatment groups, our problem is (multi-task) prediction for data points for a set of held-out treatment group. The dataset consists of  $i = 1 \dots N$  individuals, each described by a feature vector  $\mathbf{x}^i$ , a treatment group indicator  $g^i$ , and a set of target variables  $\{\mathbf{y}_\tau^i | \tau \in T_{\text{target}}\}$ , one for each task  $T_{\text{target}}$ . Suppose  $g^*$  represents the held-out group, then for each task  $\tau \in T_{\text{target}}$ , the training  $D_\tau^{\text{train}} = \{(\mathbf{x}^i, g^i, \mathbf{y}_\tau^i) | g^i \neq g^*\}$  and testing  $D_\tau^{\text{test}} = \{(\mathbf{x}^i, g^i, \mathbf{y}_\tau^i) | g^i = g^*\}$  data are distinctly partitioned by  $g^*$ . The target variables  $\{\mathbf{y}_\tau^i | \tau \in T_{\text{target}}, g^i = g^*\}$  are unknown.

---

### Algorithm 1 Meta-training

---

```

1: Randomly initialize  $\theta$ 
2: while not done do
3:   Sample task  $\tau \in T_{\text{train}}$  and data  $\{D_\tau^{\text{train}'}, D_\tau^{\text{test}'}\}$ 
4:    $\tilde{\theta} \leftarrow U^k(\theta, D_\tau^{\text{train}'})$  ▷ Train
5:    $\hat{\theta} \leftarrow U^k(\tilde{\theta}, D_\tau^{\text{fine-tune}'})$  ▷ Fine-tune
6:    $\theta \leftarrow \theta + \epsilon(\hat{\theta} - \tilde{\theta})$  ▷ Update
7: end while
8: return  $\theta$ 

```

---

To address this zero-shot problem, we develop a meta-learner that can learn the latent effects of each treatment on each group of individuals and good initialization weights for  $T_{\text{target}}$  through learning to predict training tasks  $T_{\text{training}}$ . For any task  $\tau \in T_{\text{training}}$ , there is a training dataset  $D_\tau^{\text{train}} = \{(\mathbf{x}^i, g^i, \mathbf{y}_\tau^i) | g^i \neq g^*\}$  and a fine-tuning dataset  $D_\tau^{\text{fine-tune}} = \{(\mathbf{x}^i, g^i, \mathbf{y}_\tau^i) | g^i = g^*\}$  that are also distinctly partitioned by  $g^*$ , except all target variables are known.

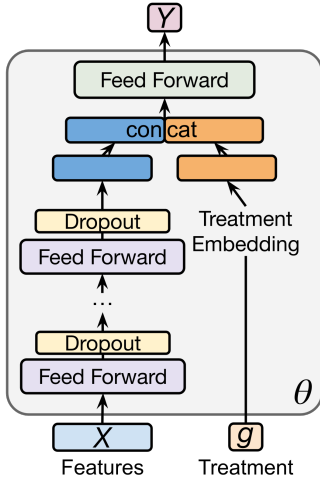
In the following sections, we first describe how we find training tasks  $T_{\text{training}}$  for meta-training. Then, we detail the model architecture of the base-learner that learns the treatment representations. Finally, we discuss the meta-training and meta-testing procedures.

### 3.2 Training Tasks

In controlled human subject trials, features of individual participants are collected either pre-treatment, during the treatment, or post-treatment. Assuming that the treatment has a consistent predictable effect on each individual, we can infer the treatment effects using any post-treatment features. Therefore, we can select any feature variables that are collected post-treatment as the target variables to predict in the training tasks, while using pre-treatment and during-the-treatment features as input features.

We outline several strategies to find such training tasks. The simplest strategy would be to use all available post-treatment training features as the training tasks, barring any post-treatment features not affected by the treatment (e.g., height taken both before and after treatment remains the same), so that the model does not simply memorize pre-treatment features. However, this depends on the quality of all post-treatment features and how much they are associated with the target tasks.

As an improvement, we take inspiration from feature selection methods, which find features highly informative for the target tasks. To do so, we take all post-treatment training features and compare them with the targets  $Y^{\text{train}} = \{\mathbf{y}_\tau^i | \tau \in T_{\text{target}}, g^i \neq g^*\}$  to find the most informative features. We experiment with using Pearson correlation, where we take the features most correlated with the target variables (positive or negative). Alternatively, we can use Mutual Information [21] to measure the pairwise dependency between any feature variable and target variable in the training set and take the features that have the highest mutual information score. Finally, we can use domain knowledge to manually craft features (post-treatment or not) that are highly relevant to the target tasks. We will not explore this last method as we aim to build a domain-agnostic model for individual treatment effect prediction.



**Figure 2: Model architecture of the base-learner, parameterized by  $\theta$ .**

### 3.3 Base-learner

Fig. 2 illustrates the base-learner, which consists of (1) a feature extractor that is applied to features  $\mathbf{x}$  and (2) a treatment embedding layer that is applied to treatment group indicator  $g$ . All weights in the base-learner are parameterized by  $\theta$ .

The feature extractor extracts a latent representation of the input features. It consists of a series of feed forward layers, each optionally followed by a Dropout layer to avoid overfitting [44]. The treatment embedding layer embeds the treatment groups by constructing a latent representation per group. The feature and treatment representations are concatenated and sent through a feed forward layer, which outputs a predicted value. Following Li et al. [25], we accelerate and stabilize training with weight normalization during training [39].

However, applying the base-learner directly to our problem is futile because the treatment embedding of the test treatment group will never be used during training and hence not learned. In the following section, we discuss how we leverage meta-learning to learn good treatment representations for all treatment groups, including the held-out test treatment group.

### 3.4 Meta-learner

Our meta-learning method is based on Reptile [32], a type of first-order approximation of MAML [13]. Similar to MAML [13], Reptile aims to find a set of good initialization weights such that it can quickly adapt to any training task with minimal fine-tuning. A benefit of Reptile is that by computing only the first-order derivatives, it offers competitive performance at a lower computational cost [32]. For this reason, we select Reptile as a basis for our meta-learning framework. While Reptile applies only to few-shot learning scenarios, we extend it to the zero-shot scenario for predicting for unseen groups.

**3.4.1 Meta-training.** We now describe the meta-training procedure, which is also presented in pseudocode in Algorithm 1. Formally, consider a base-learner with random initial weights  $\theta$ . We aim

to learn good initialization weights for the base-learner, including the treatment embedding, through meta-iterations of meta-training. In each meta-iteration, we sample a training task  $\tau \in T$  as well as  $k$  training examples from each of the groups and train the model specifically for  $\tau$ . We denote the sampled training and testing data  $D_\tau^{\text{train}}$  and  $D_\tau^{\text{fine-tune}}$ , respectively. We let  $U^k(\theta, D)$  be the operator that updates  $\theta$  after training on some dataset  $D$  with  $k$ -shot samples, using any optimizer such as SGD or Adam.

We first train the model on the sampled training data and obtain new weights  $\tilde{\theta} = U^k(\theta, D_\tau^{\text{train}})$ . Using these new weights, we fine-tune the model on the sampled test data, which gives improved weights  $\tilde{\theta} = U^k(\tilde{\theta}, D_\tau^{\text{est}})$ . Finally, at the end of the meta-iteration, we improve the initialization weights by updating  $\theta$  with a fraction of the changes in  $\tilde{\theta}$ :

$$\theta = \theta + \epsilon(\tilde{\theta} - \theta), \quad (1)$$

where  $\epsilon \in (0, 1]$  is a meta step size that is linearly annealed to zero as the meta-iteration progresses. In the next meta-iteration,  $\theta$  is used to initialize another base-learner for another training task. For simplicity, we have described the situation where only one training task is selected per meta-iteration, but it is also possible to train on multiple tasks in one meta-iteration sequentially and update  $\theta$  at the end.

**3.4.2 Meta-testing.** The inference stage of the meta-learner is straightforward. We evaluate each task separately for each test task in  $T_{\text{target}}$ . Instead of sampling data, all available data is used. We initialize a base-learner with the current weights  $\theta$  and train it on the training set to obtain updated weights  $\tilde{\theta} = U^k_{D_\tau^{\text{train}}}(\theta)$ . The model is then directly deployed on the test set.

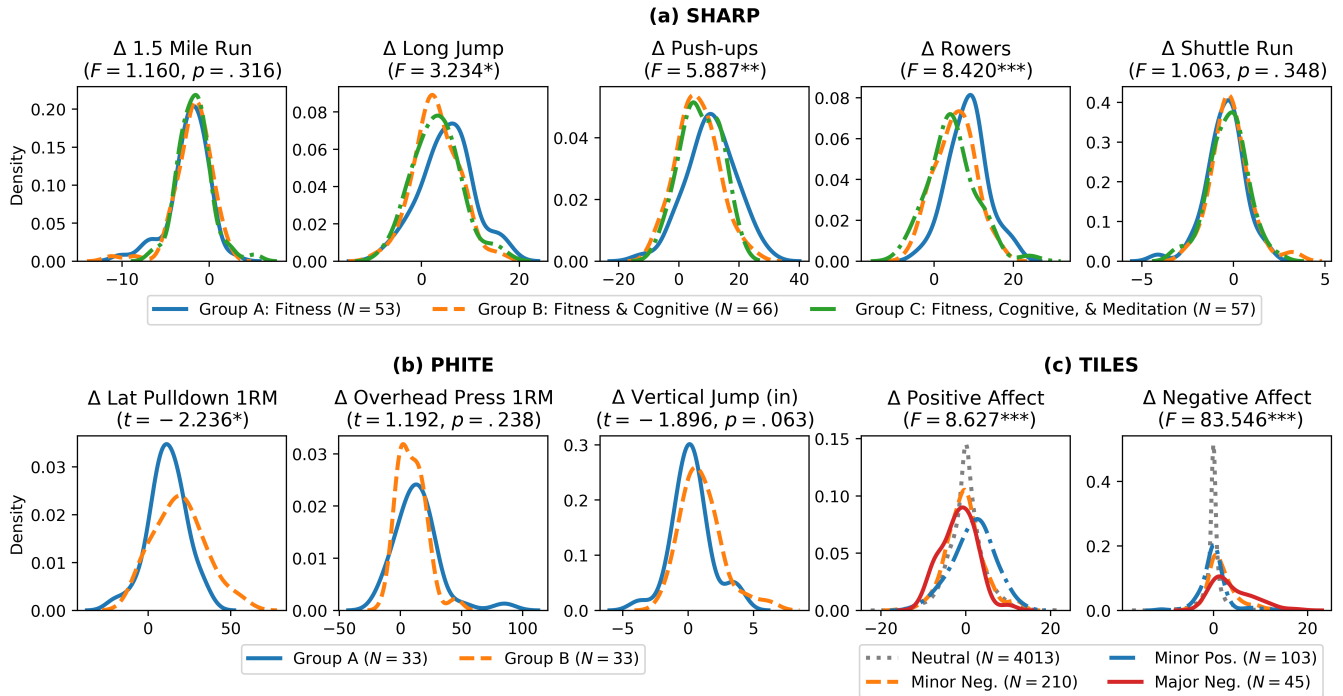
By virtue of the fact that the training tasks are associated with the target tasks, the existing treatment embeddings have already captured a good latent representation of the unseen (out-of-sample) treatment group for the target tasks. More importantly, as the model has been trained specifically on how other groups respond to the target task, it can transfer its knowledge to an unseen group.

## 4 DATA

We use three real-world human subjects datasets in this paper. Two of the datasets, SHARPS and PHITE, are randomized controlled trials that study the effects of interventions on fitness abilities. The third dataset, TILES, is an observational study that considers the effect of external atypical events on affect. In Figure 3, we plot the distributions of the target variables of the three datasets, separated by treatment groups. Below, we describe details of each dataset and the target variables used for prediction.

### 4.1 SHARP

Strengthening Human Adaptive Reasoning and Problem Solving (SHARP) is a study of the effects of multimodal interventions on human fitness and cognitive abilities [8]. This study recruited undergraduate students for a 4-month long trial. Subjects were randomly placed in one of four conditions: (A) fitness training only ( $N = 53$ ); (B) fitness and cognitive training ( $N = 66$ ); (C) fitness, cognitive training, and meditation ( $N = 57$ ); and finally (D) active controls ( $N = 67$ ). Participants were given a battery of self-reported questionnaires, cognitive, physical, and diet assessments both before



**Figure 3: Distributions of the treatment outcomes of the change in (a) the fitness test scores of SHARP, (b) the fitness test scores of PHITE, and (c) the affect scores of TILES. We indicate whether the distributions are statistically significantly different between groups using ANOVA for SHARP and TILES (multigroup) and  $t$ -tests for PHITE (two groups), where  $^*p < .05$ ,  $^{**}p < .01$ , and  $^{***}p < .001$ .**

and after the treatment to examine their demographics, personality, cognitive ability, mental states, physical conditions, etc. Since our target variables are fitness-related, we describe the assessments related to fitness and diet in detail as follows:

- Anthropometrics (e.g. height, weight, sex, BMI)
- Aerobic capacity (e.g. VO2)
- DXA scans (e.g. bone density, tissue composition, body measurements)
- 8 day Accelerometer tracking that measures activeness and sedentariness
- 7 day diet record

The interventions were administered over 48 sessions. Group A participants received 48 sessions of fitness training. Groups B and C both received 28 sessions of fitness training and 20 sessions of other training (cognitive or meditation, respectively). To remove the effects of sex differences, we calculate residual features for any features that are significantly different via a 2-sample  $t$ -test between the male and the female at the  $\alpha = 0.05$  level. The sex-based residual features are calculated by taking the difference between the original feature values and the mean feature value of the people of the same sex. For assessments repeated both pre- and post-treatment, we calculate the difference in their post- and pre-treatment scores and use them as additional post-treatment features (this does *not* include post-treatment target variables that we are predicting).

Our target variables are the differences between the post- and pre-treatment physical fitness assessment called the Army Physical Readiness Test (APRT), which measures a subject’s ability to perform *1.5 mile run*, *long jump*, *push-ups*, *rowers*, and *shuttle run*. The APRT test was administered pre- and post-intervention for participants in the first three groups. For this reason, we do not consider group D. We illustrate the distribution of the APRT differences for each group in Fig. 3(a). The target variables *1.5 mile run* and *shuttle run* have similar distributions across all groups, implying that the differences in treatments had minimal effect. But group A significantly improved in *long jump*, *push-ups*, and *rowers*.

## 4.2 PHITE

Precision High-Intensity Training Through Epigenetics (PHITE) is a study that explores the link between physical fitness and epigenetics [6]. Of the 66 participants who completed the study, 33 each were randomly assigned to either a moderate or high-intensity 12-week exercise regimen as the treatment intervention.<sup>2</sup> Both treatments consist of varying levels of endurance training and resistance training. Each participant was given a battery of cognitive tests, physical assessments, and biospecimen analyses before the treatment, similar to SHARP. Some assessments were repeated during or after the treatment. As with SHARP, we also calculate residual features that are distinctly different between males and females as well as

<sup>2</sup>We do not know which group received which treatment.

differential features for applicable features taken at different time points.

We are interested in predicting the difference between post- and pre-treatment scores on three fitness assessments: the peak power achieved on a cycling machine, the number of pull-ups, and the lateral pulldown 1RM (one repetition maximum). The distributions of these fitness gains are shown in Fig. 3(b).

### 4.3 TILES

Tracking Individual performance with Sensors (TILES) is a multimodal longitudinal study that uses wearable sensors to track the daily activities of 212 hospital workers over a period of 10 weeks [31]. All participants received a series of baseline surveys prior to the data collection process, which accessed their cognitive ability, physical ability, personality, sleep quality, and other behavioral assessments. Over the course of the study, each participant also received ecological momentary assessments (EMAs) twice daily, which briefly assessed their stress, anxiety, affect, job performance, and well-being that day. In particular, the EMAs asked if the participants have had experienced any atypical events, for which they could answer in free-form texts. These texts are coded by human annotators. Following Burghardt et al. [3], we categorize atypical events as one of *minor positive*, *minor negative*, *major negative*, or *neutral* (no atypical event). Additionally, participants wore sensors to track their activity. Similar to previous work, we focus on sensors collected from Fitbits [3, 56, 57], which were worn 24 hours every day. The Fitbits track their sleep, heart rates, step counts, and physical activity. We aggregate the daily statistics per user for each feature measured.

Our goal is to predict the changes in the subject’s mood (positive and negative affect) from their survey and sensor data, with their “treatment groups” determined by their atypical event categorization. Previous research suggests that these atypical events can strongly influence the subject’s mood [3, 57]. Additionally, atypical events are usually unexpected and short-termed, thus approximating a random assignment for any subject over time [3]. A data point corresponds to a day for one individual, where the input features are the individual’s features on that (target) day, the day before, and the day after, and the target variables are the changes in their positive and negative affect from the day before to the target day. Similar to SHARP and PHITE, we calculate differential features between the same type of features collected in consecutive days.

As participants exhibit various compliance rates [3, 56, 57], we retain users with at least three days worth of consecutive data and users who have experienced at least one positive or negative atypical event. There are 127 eligible users totaling 4,371 entries of data points (4,013 *neutral*, 103 *minor positive*, 210 *minor negative*, and 45 *major negative*). Fig. 3(c) illustrates the distribution of the change in positive and negative affect, which are distinct for all groups. In particular, the *major negative* event category experiences the most significant increase in negative affect.

## 5 RESULTS

In order to assess our approach, we answer the following experimental questions (EQs) in this section:

- **EQ1:** Can our model enable zero-shot prediction for unseen treatment groups?
- **EQ2:** Does our model generalize well when the test group exhibits distinct distributions from the training group(s)?
- **EQ3:** Is our model resistant to overfitting to the training groups?

### 5.1 Experiment Settings

We evaluate our model via cross-validation by repeatedly splitting the training and testing data points by treatment groups. That is, in every split, one treatment group will be used as the test group and the rest as training groups. An exception is that the *neutral* group for TILES is not made a test group, as there are minimal changes in affect for people who experience neutral events [3]. For PHITE and SHARP, to facilitate the comparison across different target variables, we frame the prediction problems as binary classification problems and predict whether each target variable is greater than 0 (an increase in the corresponding fitness ability). For TILES, since there are many data points that exhibit significant increases or decreases in positive and negative affect, we frame the prediction tasks as regression problems. As all of these data contain many missing features, we remove features that are largely missing (according to a threshold, see Appendix) or imputed using the mean values from the training set. The regression tasks are scored with MSE and the classification tasks are scored with AUC.

**5.1.1 Baselines.** We experiment with the following baseline models:

- Random Forest (RF) [2]
- AdaBoost (AB) [15]
- GradientBoosting (GB) [16]
- K-Nearest Neighbors (KNN) [1]
- Logistic Regression (LR) [30] ((for classification only))

For the regression problems, we additionally use the mean and median of the training set as baseline point estimates. We use the Scikit-Learn implementations of all baseline models and Tensorflow for the base- and meta-learner. All models are tuned via grid search. The details for the randomized grid searching process can be found in the Appendix.

**5.1.2 The inapplicability of meta-learning baselines.** Our problem is distinct from those addressed in most ZSL literature, which are designed for zero-shot classification [12, 37, 49, 55], or meta-learning literature, which are designed for few-shot adaptation [13, 24, 32], research. To the best of our knowledge, there is no existing meta-learning algorithm that applies to our setting. As such, we cannot compare directly with these existing ZSL and meta-learning models.

### 5.2 EQ1: Zero-shot Predictions

Fig. 4 shows the classification results on the SHARP and PHITE datasets. This figure shows that our model improves over baseline methods on both datasets and across all treatment groups. Our model produces the best results for each group individually and all groups combined. For all groups, we plot the percentage improvement of their AUCs over an AUC of 0.50, since an AUC of 0.50 is the same as random chance and an AUC any lower is worse than

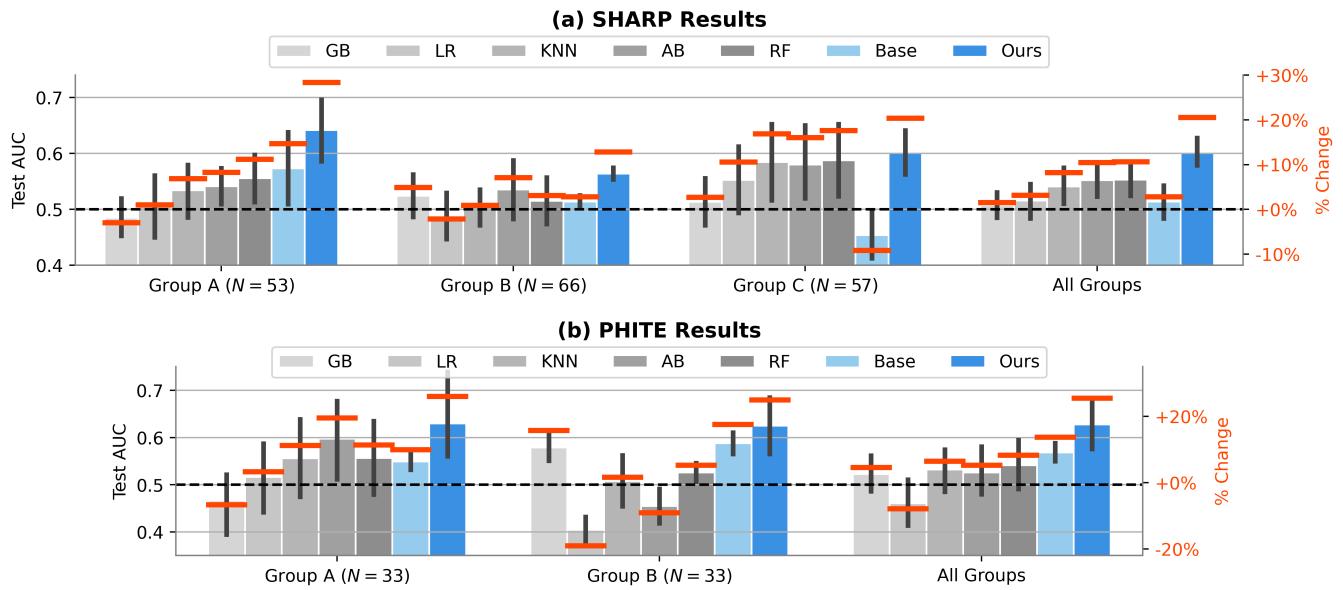


Figure 4: Classification results on the (a) SHARP and (b) PHITE datasets. The barplots correspond to the left-axes, which shows the average AUC (the higher the better) across all target variables. The error lines show the standard error. The grey bars are baseline methods, the light blue bars are the initial results from the base-learner, and the deep blue bars are the final results of our meta-learner. The red bars correspond to the right-axes, which show the percentage of change over an AUC of 0.50.

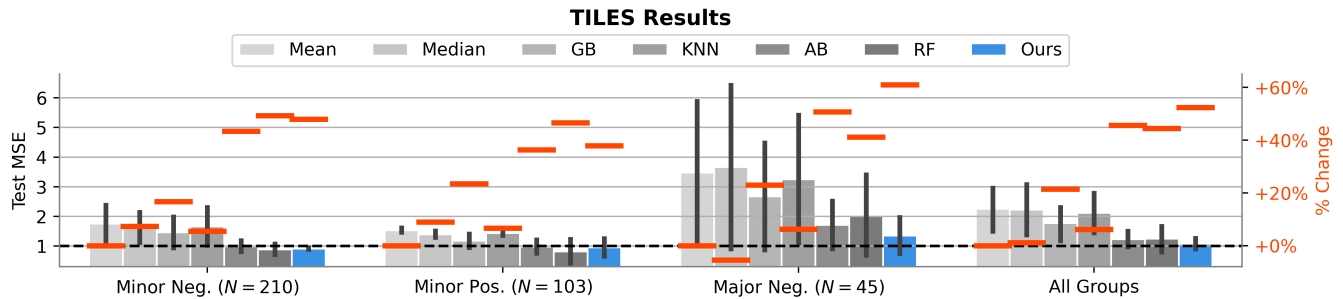


Figure 5: Regression results on the TILES dataset. The barplots correspond to the left-axes, which shows the average MSE (the lower the better) across the standardized target variables. The error lines show the standard error. The grey bars are baseline methods and the deep blue bars are the meta-learners. The red bars correspond to the right-axes, which show the percentage of change over the mean MSE predicted by the Mean method.

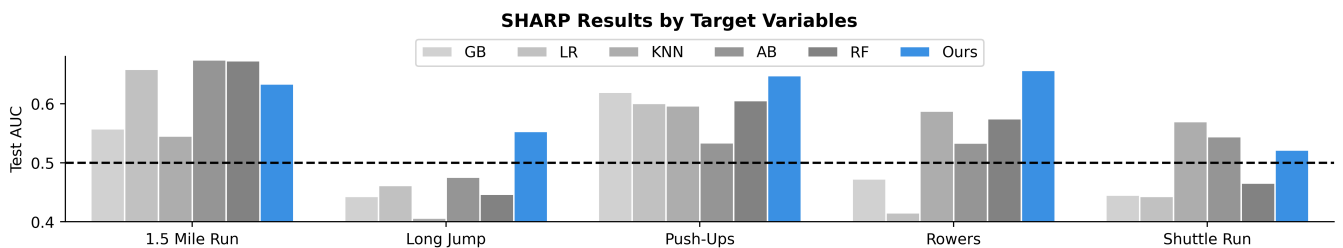
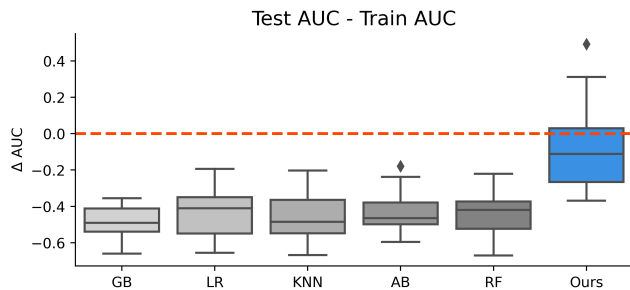


Figure 6: SHARP results by target variables show that the biggest improvements brought by our model are for the three target variables that have the largest variation between the treatment groups (long jump, push-up, and rowers) The bars indicate the average AUC of a model for the same target variable over all three groups.



**Figure 7: Boxplot distribution of the difference between the test AUCs and the training AUCs on the SHARP and PHITE datasets indicates that our model is the most resistant to overfitting to the training data.**

chance. For SHARP, the combined improvement in AUC is about 20% and is close to 30% specifically for group A. For PHITE, our model delivers an improvement of over 20% for all groups. Moreover, we see that the meta-learning strategies significantly improve upon the base-learner, which alone can perform very poorly at times (less than 0.50 AUC).

The regression results for predicting changes in positive and negative affects on TILES are shown in Fig. 5. We standardize both target variables with respect to the *neutral* group. In predicting affect changes for the *minor negative* and *minor positive* groups, all models perform fairly well. Although the meta-learner is not the best performing model, its MSEs are still within 1 standard deviation of the data. The meta-learner is best at predicting affect changes for the major negative group, with over 60% improvement in MSE compared to the Mean method.

### 5.3 EQ2: Shifts in Test Group Distribution

We observe that our model does particularly well when the test groups’ target variables have distinct distributions from the training groups, for instance in the case of group A in SHARP and the major negative group in TILES (Fig. 3). We investigate whether the distribution of training vs. test target variables plays a role in performance. In Fig. 6, we plot the performance of all models by target variables. We see that for *1.5 mile run* and *shuttle run*, our model is not the best nor the worst performing model. The advantage of our model lies in predicting long jump, push-ups, and rowers, the same three target variables that have a significant difference in their distributions across the three groups (Fig. 3(a)). In particular, in predicting *long jump*, all baseline models have an AUC lower than 0.50, indicating they do worse than random chance, whereas our model shows a significant improvement over an AUC of 0.50. Similarly, we find that the meta-learner is particularly good at predicting the change in negative affect for the *major negative* group in TILES, which experienced the most dramatic increase in negative affect.

### 5.4 EQ3: Resistance to Overfitting

Since our model performs well in scenarios in which inter-group distributions are distinct, it suggests that it does not overfit the

training distributions and, consequently, is most well-positioned to predict for out-of-sample data. In Fig. 7, we plot the difference in the testing and training AUCs. A difference of 0 indicates that the model does equally well on the test set and the training set. A difference less than 1 suggests overfitting, and in traditional settings a difference greater than 1 suggests underfitting. However, as our challenge lies in transferring knowledge from the training to the test set, we are less concerned with underfitting to the training set and more concerned with the performance on the test set. From this figure, we see that all baseline models severely overfit the training set. In contrast, our model is resistant to overfitting, which also explains why our model performs particularly well for certain target variables and certain groups.

## 6 CONCLUSION

In this paper, we address the problem of predicting multiple treatment outcomes in a zero-shot scenario where the outcomes of treatment for an entire group of human subjects are unknown. Such problems are challenging because, by definition, the test data are in the out-of-sample. Our approach is an end-to-end framework based on meta-learning, which learns to learn good initialization weights for our target prediction tasks. By meta-learning from training tasks that are similar to the target tasks, our model learns good initialization weights that can adapt rapidly to new tasks. In this process, we also learn the embedded effects of each treatment group, including the held-out one, in the treatment representations.

We evaluate our model on real-world small-scale data collected in human subject studies and show that our model outperforms baseline models in predicting outcomes for each group. In particular, we find that our model performs best when the training and testing distributions are most different because it is resistant to overfitting. Our model could be especially promising for generalizing from limited data on human subjects to a wider population.

Finally, we recognize that predicting with limited data is a challenging problem. The arguably more advanced deep learner architectures (identical to our base-learner models in Fig. 5, 4) do not necessarily outperform traditional machine learning models (e.g., decision trees or logistic regression). With the meta-learning paradigm, however, we are able to vastly improve predictive performance with *limited* and *out-of-domain* without the added need for more human subjects data.

## REFERENCES

- [1] Christopher M Bishop. 2006. *Pattern recognition and machine learning*. springer.
- [2] Leo Breiman. 2001. Random forests. *Mach. Learn.* 45, 1 (2001), 5–32. <https://doi.org/10.1023/A:1010933404324>
- [3] Keith Burghardt, Nazgol Tavabi, Emilio Ferrara, Shrikanth Narayanan, and Kristina Lerman. 2020. Having a Bad Day? Detecting the Impact of Atypical Life Events Using Wearable Sensors. *arXiv preprint arXiv:2008.01723* (2020).
- [4] Rich Caruana. 1997. Multitask learning. *Mach. Learn.* 28, 1 (1997), 41–75.
- [5] Adam Mourad Chekroud, Ryan Joseph Zotti, Zarrar Shehzad, Ralitza Gueorguieva, Marcia K Johnson, Madhukar H Trivedi, Tyrone D Cannon, John Harrison Krystal, and Philip Robert Corlett. 2016. Cross-trial prediction of treatment outcome in depression: a machine learning approach. *The Lancet Psychiatry* 3, 3 (2016), 243–250.
- [6] ClinicalTrials.gov. 2017–2021. Precision High-Intensity Training Through Epigenetics (PHITE). <https://clinicaltrials.gov/ct2/show/NCT03380923> Identifier NCT03380923.
- [7] Gabriela Csurka. 2017. *Domain adaptation in computer vision applications*. Springer.



- [8] Ana M. Daugherty, Christopher Zwilling, Erick J. Paul, Nikolai Sherepa, Courtney Allen, Arthur F. Kramer, Charles H. Hillman, Neal J. Cohen, and Aron K. Barbey. 2018. Multi-modal fitness and cognitive training to enhance fluid intelligence. *Intell.* 66 (2018), 32–43. <https://doi.org/10.1016/j.intell.2017.11.001>
- [9] CE Davis. 1994. Generalizing from clinical trials. *Controlled Clinical Trials* 15, 1 (1994), 11–14.
- [10] Simon Day, Anneliene Hechtelt Jonker, Lilian Pek Lian Lau, Ralf-Dieter Hilgers, Ilan Irony, Kristina Larsson, Kit CB Roes, and Nigel Stallard. 2018. Recommendations for the design of small population clinical trials. *Orphanet J. Rare Dis.* 13, 1 (2018), 195. <https://doi.org/10.1186/s13023-018-0931-2>
- [11] Jacob Devlin, Ming-Wei Chang, Kenton Lee, and Kristina Toutanova. 2019. BERT: Pre-training of deep bidirectional transformers for language understanding. In *ACL-HLT '19*. ACL, 4171–4186. <https://doi.org/10.18653/v1/N19-1423>
- [12] Rafael Felix, Ian Reid, Gustavo Carneiro, et al. 2018. Multi-modal cycle-consistent generalized zero-shot learning. In *Proceedings of the European Conference on Computer Vision (ECCV)*. 21–37.
- [13] Chelsea Finn, Pieter Abbeel, and Sergey Levine. 2017. Model-Agnostic Meta-Learning for Fast Adaptation of Deep Networks. In *ICML '17*. PMLR, 1126–1135.
- [14] Marcus Flather, Nicola Delahunty, and Julian Collinson. 2006. Generalizing results of randomized trials to clinical practice: reliability and cautions. *Clinical Trials* 3, 6 (2006), 508–512.
- [15] Yoav Freund, Robert E Schapire, et al. 1996. Experiments with a new boosting algorithm. In *ICML '96*, Vol. 96. Citeseer, 148–156.
- [16] Jerome H Friedman. 2001. Greedy function approximation: a gradient boosting machine. *Ann. Stat.* (2001), 1189–1232.
- [17] Allan Hackshaw. 2008. Small studies: strengths and limitations. *European Resp. J.* 32, 5 (2008), 1141–1143. <https://doi.org/10.1183/09031936.00136408>
- [18] Margaret A Hamburg and Francis S Collins. 2010. The path to personalized medicine. *NEJM* 363, 4 (2010), 301–304. <https://doi.org/10.1056/NEJMp1006304>
- [19] Jin-Liern Hong, Michele Jonsson Funk, Robert LoCasale, Sara E Dempster, Stephen R Cole, Michael Webster-Clark, Jessie K Edwards, and Til Stürmer. 2017. Generalizing Randomized Clinical Trial Results: Implementation and Challenges Related to Missing Data in the Target Population. *American J. Epidemiology* 187, 4 (08 2017), 817–827. <https://doi.org/10.1093/aje/kwx287>
- [20] Suzanne T Ildstad, Charles H Evans Jr, et al. 2001. *Small clinical trials: issues and challenges*. National Academies Press.
- [21] Alexander Kraskov, Harald Stögbauer, and Peter Grassberger. 2004. Estimating mutual information. *Phys. Rev. E* 69, 6 (2004), 066138. <https://doi.org/10.1103/PhysRevE.69.066138>
- [22] Sören R Künzel, Jasjeet S Sekhon, Peter J Bickel, and Bin Yu. 2019. Metalearners for estimating heterogeneous treatment effects using machine learning. *PNAS* 116, 10 (2019), 4156–4165.
- [23] Xuhong Li, Yves Grandvalet, Franck Davoine, Jingchun Cheng, Yin Cui, Hang Zhang, Serge Belongie, Yi-Hsuan Tsai, and Ming-Hsuan Yang. 2020. Transfer learning in computer vision tasks: Remember where you come from. *Image Vision Comput.* 93 (2020), 103853. <https://doi.org/10.1016/j.imavis.2019.103853>
- [24] Yan Li, Lu Wang, Jie Wang, Jieping Ye, and Chandan K Reddy. 2016. Transfer learning for survival analysis via efficient L2, 1-norm regularized cox regression. In *ICDM '16*. IEEE, 231–240.
- [25] Zhenguo Li, Fengwei Zhou, Fei Chen, and Hang Li. 2017. Meta-SGD: Learning to learn quickly for few-shot learning. *arXiv preprint arXiv:1707.09835* (2017).
- [26] Xiaodong Liu, Pengcheng He, Weizhu Chen, and Jianfeng Gao. 2019. Multi-Task Deep Neural Networks for Natural Language Understanding. In *ACL '19*. ACL, 4487–4496. <https://doi.org/10.18653/v1/P19-1441>
- [27] Mingsheng Long, Han Zhu, Jianmin Wang, and Michael I Jordan. 2017. Deep transfer learning with joint adaptation networks. In *ICML '17*. PMLR, 2208–2217.
- [28] Gary Marcus. 2018. Deep learning: A critical appraisal. *arXiv preprint arXiv:1801.00631* (2018).
- [29] Linda Martin, Melissa Hutchens, Conrad Hawkins, and Alaina Radnov. 2017. How much do clinical trials cost? *Nature Rev. Drug Discov.* 16 (2017), 381–382. <https://doi.org/10.1038/nrd.2017.70>
- [30] Peter McCullagh and John A Nelder. 2019. *Generalized linear models*. Routledge.
- [31] Karel Mundnich, Brandon M Booth, Michelle l’Hommedieu, Tiantian Feng, Benjamin Girault, Justin L’Hommedieu, Mackenzie Wildman, Sophia Skaaden, Amrutha Nadarajan, Jennifer L Villatte, Tiago H. Falf, Kristina Lerman, Emilio Ferrara, and Shrikanth Narayanan. 2020. TILES-2018: A longitudinal physiologic and behavioral data set of hospital workers. *Sci. Data* 7 (2020), 354. <https://doi.org/10.1038/s41597-020-00655-3>
- [32] Alex Nichol and John Schulman. 2018. On first-order meta-learning algorithms. *arXiv preprint arXiv:1803.02999* (2018).
- [33] Sinno Jialin Pan and Qiang Yang. 2010. A Survey on Transfer Learning. *IEEE TKDE* 22, 10 (2010), 1345–1359. <https://doi.org/10.1109/TKDE.2009.191>
- [34] Yeping Lina Qiu, Hong Zheng, Arnout Devos, Heather Selby, and Olivier Gevaert. 2020. A meta-learning approach for genomic survival analysis. *Nature Commun.* 11, 1 (2020), 1–11.
- [35] Alvin Rajkomar, Eyal Oren, Kai Chen, Andrew M Dai, Nissan Hajaj, Michaela Hardt, Peter J Liu, Xiaobing Liu, Jake Marcus, Mimi Sun, et al. 2018. Scalable and accurate deep learning with electronic health records. *NPJ Digital Med.* 1, 1 (2018), 18.
- [36] Sachin Ravi and Hugo Larochelle. 2016. Optimization as a model for few-shot learning. In *ICLR '16*. OpenReview.net.
- [37] Bernardino Romera-Paredes and Philip Torr. 2015. An embarrassingly simple approach to zero-shot learning. In *ICML '15*. PMLR, 2152–2161.
- [38] Sebastian Ruder, Matthew E Peters, Swabha Swayamdipta, and Thomas Wolf. 2019. Transfer learning in natural language processing. In *NAACL-HLT '19*. 15–18.
- [39] Tim Salimans and Diederik P Kingma. 2016. Weight normalization: A simple reparameterization to accelerate training of deep neural networks. In *NIPS '16*. Curran Associates, Inc., 901–909.
- [40] Adam Santoro, Sergey Bartunov, Matthew Botvinick, Daan Wierstra, and Timothy Lillicrap. 2016. Meta-learning with memory-augmented neural networks. In *ICML '16*. PMLR, 1842–1850.
- [41] Pratik Shah, Francis Kendall, Sean Khozin, Ryan Goosen, Jianying Hu, Jason Laramie, Michael Ringel, and Nicholas Schork. 2019. Artificial intelligence and machine learning in clinical development: a translational perspective. *NPJ Digital Med.* 2, 1 (2019), 1–5.
- [42] Jake Snell, Kevin Swersky, and Richard Zemel. 2017. Prototypical networks for few-shot learning. In *NIPS '17*. Curran Associates, Inc., 4077–4087.
- [43] Joao Pedro Sousa, Vahe Poladian, David Garlan, Bradley Schmerl, and Mary Shaw. 2006. Task-based adaptation for ubiquitous computing. *IEEE Trans. Syst., Man, Cybern. C. Appl. Rev.* 36, 3 (2006), 328–340.
- [44] Nitish Srivastava, Geoffrey Hinton, Alex Krizhevsky, Ilya Sutskever, and Ruslan Salakhutdinov. 2014. Dropout: a simple way to prevent neural networks from overfitting. *JMLR* 15, 1 (2014), 1929–1958.
- [45] Chen Sun, Abhinav Shrivastava, Saurabh Singh, and Abhinav Gupta. 2017. Revisiting Unreasonable Effectiveness of Data in Deep Learning Era. In *ICCV '17*. IEEE, 843–852. <https://doi.org/10.1109/ICCV.2017.97>
- [46] Matthew E Taylor and Peter Stone. 2009. Transfer learning for reinforcement learning domains: A survey. *JMLR* 10, 7 (2009).
- [47] Lisa Torrey and Jude Shavlik. 2010. Transfer learning. In *Handbook of research on machine learning applications and trends: algorithms, methods, and techniques*. IGI Global, 242–264.
- [48] Eric Tzeng, Judy Hoffman, Kate Saenko, and Trevor Darrell. 2017. Adversarial Discriminative Domain Adaptation. In *CVPR '17*. IEEE.
- [49] Vinay Kumar Verma, Dhanajit Brahma, and Piyush Rai. 2020. Meta-learning for generalized zero-shot learning. In *AAAI '20*, Vol. 34. 6062–6069.
- [50] Oriol Vinyals, Charles Blundell, Timothy Lillicrap, Daan Wierstra, et al. 2016. Matching networks for one shot learning. In *NIPS '16*, Vol. 29. Curran Associates, Inc., 3630–3638.
- [51] Athanasios Vouloimos, Nikolaos Doulamis, Anastasios Doulamis, and Eftychios Protopapadakis. 2018. Deep learning for computer vision: A brief review. *Comput. Intell. Neurosci.* 2018 (2018).
- [52] Tu Vu, Tong Wang, Tsendsuren Munkhdalai, Alessandro Sordani, Adam Trischler, Andrew Mattarella-Micke, Subhransu Maji, and Mohit Iyyer. 2020. Exploring and predicting transferability across NLP tasks. *arXiv preprint arXiv:2005.00770* (2020).
- [53] Colin G. Walsh, Jessica D. Ribeiro, and Joseph C. Franklin. 2017. Predicting Risk of Suicide Attempts Over Time Through Machine Learning. *Clinical Psychological Sci.* 5, 3 (2017), 457–469. <https://doi.org/10.1177/2167702617691560>
- [54] Yaqing Wang, Quanming Yao, James T. Kwok, and Lionel M. Ni. 2020. Generalizing from a few examples: A survey on few-shot learning. *ACM Comput. Surv.* 53, 3, Article 63 (June 2020), 34 pages. <https://doi.org/10.1145/3386252>
- [55] Yongqin Xian, Zeynep Akata, Gaurav Sharma, Quynh Nguyen, Matthias Hein, and Bernt Schiele. 2016. Latent embeddings for zero-shot classification. In *Proceedings of the IEEE conference on computer vision and pattern recognition*. 69–77.
- [56] Shen Yan, Homa Hosseinmardi, Hsien-Te Kao, Shrikanth Narayanan, Kristina Lerman, and Emilio Ferrara. 2019. Estimating individualized daily self-reported affect with wearable sensors. In *ICHI '19*. IEEE, 1–9.
- [57] Shen Yan, Homa Hosseinmardi, Hsien-Te Kao, Shrikanth Narayanan, Kristina Lerman, and Emilio Ferrara. 2020. Affect estimation with wearable sensors. *J. Healthc. Inform. Res.* (2020), 1–34. <https://doi.org/10.1007/s41666-019-00066-z>
- [58] Dani Yogatama, Cyprien de Masson d’Autume, Jerome Connor, Tomas Kocisky, Mike Chrzanoski, Lingpeng Kong, Angeliki Lazaridou, Wang Ling, Lei Yu, Chris Dyer, et al. 2019. Learning and evaluating general linguistic intelligence. *arXiv preprint arXiv:1901.11373* (2019).
- [59] Yu Zhang and Qiang Yang. 2017. A survey on multi-task learning. *arXiv preprint arXiv:1707.08114* (2017).
- [60] Yitan Zhu, Thomas Brettin, Yvonne A Evrard, Alexander Partin, Fangfang Xia, Maulik Shukla, Hyunseung Yoo, James H Doroshow, and Rick L Stevens. 2020. Ensemble transfer learning for the prediction of anti-cancer drug response. *Sci. Rep.* 10, 1 (2020), 1–11.

## A MODEL SELECTION

For all models, we explore various feature scaling (normalize, standardize, or as is) methods and the threshold for removing missing feature values. We use randomized grid search for hyperparameter selection for all models, including the baselines. The best models are selected via cross-validation over all test groups and all target variables. We also record the initial results of the base-learner (§3.3) prior to meta-training to study the effects of the meta-learning.

For our meta-learning model, we experimented with various training task selection methods, base-learner architecture, and meta-learning settings. The training tasks can be all post-treatment

features or top 70% to 99% of features according to Pearson correlation or Mutual Information. For the base-learner, we varied the number of layers {2, 4, 6, 8}, dimension of treatment embeddings {8, 16, 32, 64, 128}, size of hidden units {8, 16, 32, 64, 128}, activation functions (ReLU or TanH), optimizer (Adam or SGD), number of dropout units {0.05, 0.1, 0.2}, regularization types (L1, L2, or both), regularization strengths {0.01, 0.001, ..., 0.000001}, and number of iterations {1, 2, 5}. For the meta-learner, we varied the number of meta-iterations (20 to 100, in increments of 10), meta step size {0.25, 0.50, 0.75}, number of training data sampled per group {5, 10, 15}, and number of training tasks per meta-iteration {1, 2, 5}.