

Connections between Deep Equilibrium and Sparse Representation models with Application to Hyperspectral Imaging

Alexandros Gkillas *Member, IEEE*, Dimitris Ampeliotis, *Member, IEEE*, Kostas Berberidis, *Senior Member, IEEE*

Abstract—In this study, the problem of computing a sparse representation of multi-dimensional visual data is considered. In general, such data e.g., hyperspectral images, color images or video data consists of signals that exhibit strong local dependencies. A new computationally efficient sparse coding optimization problem is derived by employing regularization terms that are adapted to the properties of the signals of interest. Exploiting the merits of the learnable regularization techniques, a neural network is employed to act as structure prior and reveal the underlying signal dependencies. To solve the optimization problem Deep unrolling and Deep equilibrium based algorithms are developed, forming highly interpretable and concise deep-learning-based architectures, that process the input dataset in a block-by-block fashion. Extensive simulation results, in the context of hyperspectral image denoising, are provided, which demonstrate that the proposed algorithms outperform significantly other sparse coding approaches and exhibit superior performance against recent state-of-the-art deep-learning-based denoising models. In a wider perspective, our work provides a unique bridge between a classic approach, that is the sparse representation theory, and modern representation tools that are based on deep learning modeling.

Index Terms—Sparse coding, Deep Equilibrium models, Deep Unrolling methods, locally dependent signals, Hyperspectral imaging.

I. INTRODUCTION

OVER the past years, the sparse representation theory has evolved into a mature and highly influential mathematical modeling framework, which has led to remarkable results in a wide variety of applications across numerous disciplines e.g., signal processing, image processing [1] and machine learning [2]. A plethora of works have utilized the sparse representation framework as an effective prior to model signals encountered in various problems, ranging from image denoising [3], inpainting [4] and spatial/spectral super-resolution [5], [6] to hyperspectral unmixing [7], classification [8] and compression [9]. Building upon its elegant theoretical foundation, sparse representation modeling seeks to discover the inherent sparsity structure that exists in many natural signals [1]. In greater detail, in its most usual form, this model aims to approximate a signal, represented by a vector, as a linear combination of a limited number of columns, termed atoms, from a given redundant matrix, known as a dictionary [10]. In other words, each signal is effectively approximated as the product of the dictionary with a proper sparse vector. The task of computing such a sparse vector constitutes the sparse coding problem.

Nevertheless, the process of computing the optimal sparse representation vector requires solving an NP-hard optimization problem, suggesting that only approximate solutions can be computed in polynomial time [11]. In general, sparse coding algorithms can be divided into two main categories, that is, greedy methods and convex relaxation based approaches. Greedy methods try to minimize the l_0 pseudo-norm, that captures the sparsity of the solution, in a greedy fashion. They include prominent algorithms such as the orthogonal matching pursuit (OMP) [12], the batch-OMP [13] and the compressive sampling matching pursuit (CoSaMP) [14]. On the other hand, convex relaxation based approaches, such as the basis pursuit [15] and the least absolute shrinkage and selection operator (Lasso) [16], replace the l_0 pseudo-norm with the l_1 norm, thus forming a convex problem which is much easier to solve. However, with the exception of few works [6], [17], [7], most existing sparse coding algorithms do not take into account the fact that, in multi-dimensional visual data applications [18], the signals exhibit strong local dependencies among each other, since they treat each signal independently, limited to capture only the structure in each individual signal vector. One of the key points in this work is that the proposed algorithms take into account such local dependencies among signals that appear at nearby columns inside the data matrix. In the remaining of this work, we use the term data matrix to refer to a structure where its columns correspond to the two spatial dimensions (e.g., stacked) of the visual data and its rows correspond to the temporal or spectral dimension. Moreover, we use the term dependency *across* the data matrix, to emphasize the fact that signals that appear at different columns inside a data matrix exhibit strong dependencies. Also, in the following, the term dependency *along* the data matrix will refer to any structural similarity (including sparsity) that may be present in each individual signal vector (i.e., column of the data matrix).

Signals that fall in to the category of interest in this work often appear in various engineering disciplines, e.g., image and video processing [18], [19], remote sensing [20], seismic data [21]. A typical case of such signals is hyperspectral images (HSI), where each individual hyper-pixel/spectrum has internal structure (e.g., it admits a sparse representation) but also hyper-pixels located at neighbouring spatial locations demonstrate strong dependencies [7], [22] (see, also Fig. 1). Additionally, in numerous scenarios and settings these signals are corrupted by noise and/or interference. For instance, in

remote sensing applications the quality of hyperspectral images can be degraded by several factors e.g., atmospheric turbulence, extreme temperatures and sensor imperfections [23]. Under the assumption that the considered signals exhibit dependencies both along and across the corresponding data matrix, this *a-priori* information can be utilized to derive sparse coding algorithms offering enhanced signal restoration performance, but also reduced computational complexity.

To capture the local dependencies present in a data matrix, in this work, we explore the potential of an emerging body of studies which employs regularization terms properly learnt from the data via the use of suitable neural networks [24]–[27]. In particular, these regularizers can be learnt effectively from a collection of training data, thus enabling them to capture the inherent structure of the data, and in the sequel, they can be properly used in an optimization problem to promote the properties of the signals of interest. Convolutional Neural Networks (CNNs) constitute effective models for learning the structure of locally dependent data and deriving proper regularization terms, due to their powerful representation capacity [25], [28]. Based on these remarks and different from the above-mentioned studies that focus on inverse imaging problems, in this study, we investigate the idea of combining the learnable regularizer (i.e., a convolutional neural network) in conjunction with the sparsity promoting l_1 norm and a data-consistency term, to form a novel cost function for the sparse coding problem, that is able not only to reveal the sparsity nature of the signals but also to model their dependencies. Employing *variable splitting* techniques, and in particular the half quadratic splitting (HQS) approach [29], it is possible to decouple the data-consistency term, the l_1 norm and the CNN prior, thus forming a novel iterative sparse coding solver.

Having derived an efficient solver for the problem at hand, in the sequel, we leverage our results by employing the recently developed model-based deep learning theory, and in particular, Deep Unrolling (DU) [30] and Deep Equilibrium (DEQ) [31] approaches. In particular, by unrolling a small number of iterations of the proposed solver, a deep learning architecture is formed where each layer corresponds to an iteration of the sparse coding solver. The forward pass for this network is equivalent to iterating the considered algorithm a fixed number of iterations [30]. However, the deep unrolling techniques are characterised by several limitations, including stability, memory and numerical issues during the training process, thereby the number of the unrolling iterations must be kept quite small [32], [30]. To surmount the key limitations introduced by the DU method, a second novel sparse coding approach is proposed utilizing the efficiency of the Deep Equilibrium models. The DEQ approach aims to express the entire deep learning architecture derived from the DU method as an equilibrium (fixed-point) computation, which corresponds to an efficient network with an infinite number of layers.

Adopting a wider perspective, our study aims to establish a solid and useful bridge between a classical approach, that is the sparse representation theory, and novel representation tools which are based on deep learning modeling. Similar efforts, from a different perspective, were made in [33], where

the benefits of connecting the problem of dictionary learning with the more recently derived deep learning approaches were highlighted. In this work, we contribute to this connection considering that the proposed sparse coding algorithm can be effectively embedded into deep networks based on the deep unrolling and deep equilibrium strategies, and be trained via end-to-end supervised learning. A great benefit that stems from such an approach is the fact that the architecture of the proposed deep networks is highly interpretable, since the network parameters (i.e., the weights of the CNN prior and the regularization coefficients) derive directly from the parameters of the proposed sparse coding iterative optimization scheme. Along with their high interpretability, the derived deep unrolling and deep equilibrium models are more concise, requiring less training data. This stems from the fact that the new models take into account the underlying physical processes and utilize prior domain knowledge in the form of correlation structure and sparsity priors.

The key contributions of this work are summarized as follows:

- Considering the potentials of the learnable regularization techniques, a novel sparse coding optimization problem is proposed, involving a sparsity promoting l_1 norm, a learnable regularizer (using a convolutional neural network) and a data-consistency term. The combination of the l_1 norm and the CNN module empowers the proposed scheme to reveal and utilize both sparsity and structural priors adapted to the properties of the signals, thus offering significant performance gains, especially when the signals are corrupted by severe noise.
- Building upon the proposed sparse coding optimization framework, two novel deep learning-based methods are derived for solving the sparse coding problem. The first method is based on the deep unrolling paradigm, which unrolls a fixed number of iterations of the proposed sparse coding optimization scheme, thus creating a highly interpretable deep learning architecture. The second sparse coding method utilizes the deep equilibrium models, thus expressing effectively the above deep unrolling architecture as an equilibrium computation, which corresponds to a deep network with infinite number of layers. Unlike the deep unrolling architecture, in which the number of layers must be kept relatively small due to stability issues, the deep equilibrium model is able to provide more accurate results, overcoming efficiently many of the limitations introduced by the deep unrolling model. The proposed DEQ framework constitutes a unique bridge between the sparse representation theory and the deep equilibrium models. In both proposed deep learning frameworks, the network parameters (i.e., CNN prior and the regularization coefficients derived from the sparse coding optimization scheme) can be optimized via end-to-end supervised learning.
- Based on the findings on our previous work [17], the proposed sparse coding deep networks can be significantly enhanced in terms of computational complexity, without sacrificing accuracy. In more detail, under the assumption

that neighboring signals can be represented using the same support set from a given dictionary, two additional approximate sparse coding networks are derived that utilise the deep unrolling and deep equilibrium models, respectively.

The remainder of this paper is organized as follows. In Section II, a detailed literature review of related works is given. In the sequel, Section III formulates the problem under study. Sections IV and V derive the proposed full and approximate algorithms, respectively. Section VI presents a series of extensive numerical results in the context of hyperspectral image denoising, that demonstrate the efficacy of the new algorithms. Finally, Section VII concludes the paper.

II. PRELIMINARIES AND RELATED WORKS

A. Sparse coding algorithms

When signals that exhibit strong local dependencies are to be modelled (i.e., signals that demonstrate dependencies both across and along their data matrix), existing sparse coding algorithms such as the OMP, Lasso or their accelerated learnable versions (i.e., the learnable OMP [34] and the learnable LISTA [35]) are incapable of capturing the dependencies along the data matrix, since they treat each signal vector independently. In literature, only few studies have explored the design of sparse coding algorithms by incorporating priors regarding also the dependencies of the signals along the data matrix. Among them, the most prominent algorithm, called SUnSAL-TV [7] combined the l_1 norm with a total variation regularizer [36], achieving state of the art results in the hyperspectral unmixing problem. However, this algorithm is excessively expensive in computational terms inducing its limited applicability in real-time and/or high-dimensional applications with large data-sets.

Additionally, in our previous work [17], a block-wise sparse coding strategy was employed under the assumption that a block of nearby signals (e.g., a small spatial patch in a hyperspectral image) can be described by the same atoms from a given dictionary (same support set). Having identified the proper support set for the signals, a total variation regularized optimization problem was proposed to compute the optimal representation coefficients. However, the total variation regularizer has a tendency to *over-smooth* the reconstructed signals.

In contrast to the above approaches, in this study we argue that more accurate and computationally efficient sparse coding methods can be derived by employing regularization terms that are adapted to the properties of the signals of interest. Exploiting the merits of the learnable regularization techniques, a convolutional neural network is employed to act as structure prior and reveal the underlying signal local dependencies, thus forming a novel sparse coding problem. This optimization problem can be properly handled in the context of deep unrolling and deep equilibrium approaches.

B. Deep Unrolling models

The literature regarding the deep unrolling paradigm is rich, including numerous studies that aim to solve various problems,

such as [37]–[44]. Especially, in applications characterized by limited available data (e.g., MRI reconstruction), these approaches achieve state-of-the-art results [45]. More formally, the deep unrolling models convert classical iterative inverse imaging solvers into meaningful and highly interpretable deep learning architectures, where each iteration of the solver corresponds to one layer of the network.

Our study aligns with the above works only with this unfolding strategy, since here we focus on designing sparse representation frameworks able to capture the sparsity and the inherent dependencies of signals that exhibit a specific structure (e.g., hyperspectral images that consists of locally smooth patches). Note that, as we mentioned in Section (II-A) the learnable versions of the OMP [34] and lasso [35], although they follow the deep unrolling paradigm, however they focus only on accelerating the sparse coding procedure, without offering any additional performance accuracy. In our study, we explore deep architectures that both improve the accuracy and the computational complexity of the sparse coding process.

C. Deep Equilibrium Models

Deep equilibrium (DEQ) models have recently appeared in literature, proposing an appealing framework for employing infinite-depth networks by expressing the entire deep architecture as an equilibrium computation [31]. In this study, we explore the potential of the above idea to alleviate some of the drawbacks associated with the deep unrolling models. To better explain the deep equilibrium approaches, let us proceed with a short introduction. Consider a generic K-layer deep feedforward model expressed by the following recursion

$$g^{(k+1)} = f_{\theta}^{(k)}(g^{(k)}; y) \text{ for } k = 0, 1 \dots K-1, \quad (1)$$

where k is the layer index, $g^{(k)}$ denotes the output of the k -th layer, y is the input, $f_{\theta}^{(k)}$ stands for some nonlinear transformation. Interestingly, recent studies that impose the same transformation f_{θ} in each layer, namely $f_{\theta}^{(k)} = f_{\theta}$ were able to yield competitive results against other state-of-the-art methods [46]–[48]. Under this weight tying practice [49] (i.e., the same transformation in each layer), the authors in [31] proposed a deep equilibrium model aiming to efficiently find the fixed point g^* where the further application of the nonlinear transformation or iteration map f_{θ} does not alter its value. Particularly, the fixed point derives from the solution of the following system

$$g^* = f_{\theta}(g^*; y). \quad (2)$$

Note that the above solution can be interpreted as an infinite depth network. However, instead of computing this point by repeating the transformation f_{θ} , the DEQ method employs more efficient ways to obtain the equilibrium or fixed point, such as root finding techniques. Importantly, the weights θ of the network can be obtained via implicit differentiation using only constant memory.

In literature, only the study [32] has explored the applicability of this methodology to solve generic inverse problems concerning the image reconstruction, such as MRI reconstruction or image deblurring. Different from this approach, we

extend the potential of the deep equilibrium framework by providing a novel bridge between the sparse coding problem and this new deep learning method, that is the DEQ models. In more detail, the proposed sparse coding problem can be considered as a fixed-point network that is able to surpass all the limitations introduced by the corresponding deep unrolling sparse coding model. *To the best of the authors' knowledge, this is the first study that investigates a connection between the sparse representation theory and deep equilibrium models.*

III. PROBLEM FORMULATION

Consider a data matrix \mathbf{Y}' that consists of a number of p blocks, \mathbf{Y}_i , $i = 1, \dots, n$ as

$$\mathbf{Y}' = [\mathbf{Y}_1 \quad \cdots \quad \mathbf{Y}_i \quad \cdots \quad \mathbf{Y}_p], \quad (3)$$

where each $\mathbf{Y}_i \in \mathbb{R}^{d \times N}$ is termed as a block of signals. Consider also that each block of signals is given as

$$\mathbf{Y}_i = \mathbf{X}_i + \mathbf{W}_i, \quad (4)$$

where $\mathbf{W}_i \in \mathbb{R}^{d \times N}$ denotes a zero-mean noise term and \mathbf{X}_i denotes a *clean* block of signals. In this work we focus on the case where each block \mathbf{X}_i exhibits dependencies both across and along its dimensions. To be more specific, we consider that each individual column of each block \mathbf{X}_i has a specific structure (e.g., it admits some sparse representation), and we term this property as dependency *along* the data matrix/block. Furthermore, we also consider that all the columns in each \mathbf{X}_i have some dependencies, in the sense that the knowledge of a subset of columns gives us some information regarding the other columns, and we term this property as dependency *across* the data matrix/block. As an example, consider that block \mathbf{X}_i may correspond to a block(patch) of neighboring hyper-pixels of some hyperspectral image. Figure (1) exemplifies the strong similarity relations of hyper-pixels in this hyperspectral image block(patch).

In such a setting, given an overcomplete dictionary $\mathbf{D} \in \mathbb{R}^{d \times M}$ and focusing on only one block of data, our scope is to compute a sparse representation matrix $\mathbf{G}_i \in \mathbb{R}^{M \times N}$, so that

$$\mathbf{X}_i \approx \mathbf{D}\mathbf{G}_i, \quad (5)$$

taking into account the fact that \mathbf{X}_i exhibits dependencies both along and across its dimensions. In solving this problem, we also utilize knowledge about the assumed structure of \mathbf{X}_i . In this work, we also consider the problem of learning such structure given suitable training data.

In the following, since we only focus on the sparse coding of each block of data, we use the symbols \mathbf{Y} and \mathbf{X} to refer to one block of data, in order to simplify our notation. At some points, where necessary, we resort to the notation \mathbf{Y}_i and \mathbf{X}_i for the blocks of the data, but their use is clear from the context.

IV. DEEP ARCHITECTURES FOR SPARSE CODING

Considering the underlying structure of the noisy data block \mathbf{Y} (i.e., dependencies both along and across its dimensions),

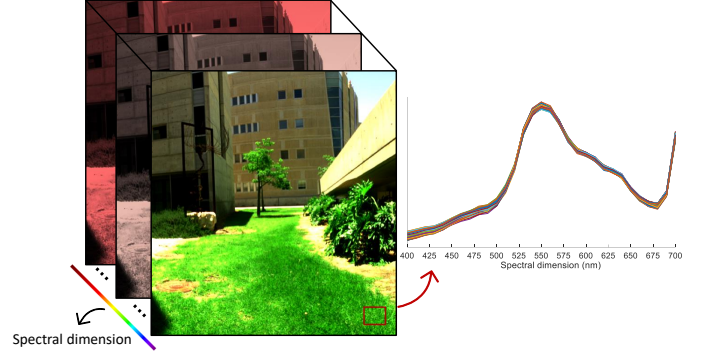


Fig. 1. A typical example of signals with strong dependencies across and along (a block of) the data matrix are hyperspectral images, a main property of which is that spatially neighboring hyper-pixels demonstrate strong spectral similarity. In this figure, a small hyperspectral patch with size $(n \times n \times d)$ is selected to exemplify this property, thus forming a block of smooth signals $\mathbf{X} \in \mathbb{R}^{d \times N}$ where d corresponds to spectral dimension of the image and $N = n^2$ is the two stacked spatial dimensions. The dependency *along* the data matrix \mathbf{X} corresponds to the spectral dimension and the dependency *across* \mathbf{X} corresponds to the dependencies among the hyper-pixels. (Image retrieved from [50])

the studied sparse coding problem can be formulated into the following regularized optimization form

$$\arg \min_{\mathbf{G}} \frac{1}{2} \|\mathbf{Y} - \mathbf{D}\mathbf{G}\|_F^2 + \mu \|\mathbf{G}\|_{1,1} + \lambda \mathcal{R}(\mathbf{D}\mathbf{G}), \quad (6)$$

where the solution minimizes an energy function consisting of a data consistency term $\|\mathbf{Y} - \mathbf{D}\mathbf{G}\|_F^2$, a sparsity promoting l_1 -norm aiming to capture the structure along the data matrix, and some regularization term, denoted as $\mathcal{R}(\cdot)$, aiming to promote the inherent structure of the reconstructed clean estimate $\mathbf{D}\mathbf{G}$. In more detail, the term $\mathcal{R}(\mathbf{D}\mathbf{G})$ should obtain small values when the estimate of the clean block $\mathbf{D}\mathbf{G}$ agrees with our knowledge about the structure of \mathbf{X} , and big values otherwise. Furthermore, μ and λ are positive scalar constants controlling the relative importance of the sparsity level and the $\mathcal{R}(\cdot)$ prior, respectively.

To efficiently solve (6), an alternating optimization methodology (AO) is employed in order to decouple the data fidelity term, the sparsity term and the regularization term into three individuals sub-problems. To this end, the above optimization problem can be solved efficiently by employing the Half Quadratic Splitting (HQS) methodology [29]. By introducing two auxiliary variables, namely \mathbf{V} and \mathbf{Z} , the problem in (6) can be reformulated as follows,

$$\arg \min_{\mathbf{G}} \frac{1}{2} \|\mathbf{Y} - \mathbf{D}\mathbf{G}\|_F^2 + \mu \|\mathbf{V}\|_{1,1} + \lambda \mathcal{R}(\mathbf{Z}) \quad (7)$$

s.t. $\mathbf{V} - \mathbf{G} = 0, \mathbf{Z} - \mathbf{D}\mathbf{G} = 0.$

The corresponding augmented Lagrangian function is given by

$$\mathcal{L}(\mathbf{G}, \mathbf{V}, \mathbf{Z}) = \frac{1}{2} \|\mathbf{Y} - \mathbf{D}\mathbf{G}\|_F^2 + \mu \|\mathbf{V}\|_{1,1} + \lambda \mathcal{R}(\mathbf{Z}) \quad (8)$$

$$+ \frac{b}{2} \|\mathbf{V} - \mathbf{G}\|_F^2 + \frac{b}{2} \|\mathbf{Z} - \mathbf{D}\mathbf{G}\|_F^2,$$

where $b > 0$ denotes a user-defined penalty parameter. Thus, a sequence of individual subproblems emerges, given by

$$\begin{aligned} \mathbf{G}^{(k+1)} &= \arg \min_{\mathbf{G}} \mathcal{L}(\mathbf{G}, \mathbf{V}^{(k)}, \mathbf{Z}^{(k)}) \\ \mathbf{V}^{(k+1)} &= \arg \min_{\mathbf{V}} \mathcal{L}(\mathbf{G}^{(k+1)}, \mathbf{V}, \mathbf{Z}^{(k)}) \\ \mathbf{Z}^{(k+1)} &= \arg \min_{\mathbf{Z}} \mathcal{L}(\mathbf{G}^{(k+1)}, \mathbf{V}^{(k+1)}, \mathbf{Z}) \end{aligned} \quad (9)$$

The solutions of the subproblems for \mathbf{G} , \mathbf{V} and \mathbf{Z} derive from

$$\mathbf{G}^{(k+1)} = (\mathbf{D}^T \mathbf{D} + b \mathbf{D}^T \mathbf{D} + \mathbf{I})^{-1} (\mathbf{D}^T \mathbf{Y} + b \mathbf{V}^{(k)} + b \mathbf{D}^T \mathbf{Z}^{(k)}) \quad (10a)$$

$$\mathbf{V}^{(k+1)} = \text{soft}(\mathbf{G}^{(k+1)}, \mu/b) \quad (10b)$$

$$\mathbf{Z}^{(k+1)} = \text{prox}_{\frac{1}{b}\mathcal{R}}(\mathbf{D}\mathbf{G}^{(k+1)}), \quad (10c)$$

where the $\text{soft}(\cdot, \tau)$ denotes the soft-thresholding operator $x = \text{sign}(x) \max(|x| - \tau, 0)$ and the $\text{prox}_h(\cdot)$ stands for the proximal operator of function h .

Focusing on subproblem in (10c), the proximal operator can be written as follows,

$$\begin{aligned} \text{prox}_{\frac{1}{b}\mathcal{R}}(\mathbf{D}\mathbf{G}^{(k+1)}) &= \\ \arg \min_{\mathbf{Z}} \frac{1}{2(\sqrt{\lambda/b})^2} \|\mathbf{Z} - \mathbf{D}\mathbf{G}^{(k+1)}\|_F^2 + \mathcal{R}(\mathbf{Z}) \end{aligned} \quad (11)$$

Based on Bayesian estimation theory, relation (11) can be interpreted as a Gaussian denoiser with noise level $(\sqrt{\lambda/b})$. Thus, any Gaussian denoiser in problem (6) can be employed to act as a regularizer [25], [26]. In the case of interest in this work, we propose replacing $\text{prox}_{\frac{1}{b}\mathcal{R}}(\cdot)$ with a neural network $\mathcal{N}_\theta(\cdot) : \mathbb{R}^{d \times N} \rightarrow \mathbb{R}^{d \times N}$, whose weights, denoted as θ , can be learned from training data. Considering the powerful representation modeling capacity of convolutional neural networks, a CNN denoiser is used to capture the underlying structure priors and the dependencies of the locally dependent signals (e.g., hyperspectral images). *A great merit of the above modeling procedure is the fact that, the explicit prior (regularizer) $\mathcal{R}(\cdot)$ can be unknown in relation (6) and be designed with properties adapted to (and trained from) the observed signals.*

Based on the above findings the proposed iterative updated rules of the half quadratic splitting are summarized as follows

$$\begin{aligned} \mathbf{G}^{(k+1)} &= (\mathbf{D}^T \mathbf{D} + b \mathbf{D}^T \mathbf{D} + \mathbf{I})^{-1} \\ &\quad (\mathbf{D}^T \mathbf{Y} + b \mathbf{V}^{(k)} + b \mathbf{D}^T \mathbf{Z}^{(k)}) \\ \mathbf{V}^{(k+1)} &= \text{soft}(\mathbf{G}^{(k+1)}, \mu/b) \\ \mathbf{Z}^{(k+1)} &= \mathcal{N}_\theta(\mathbf{D}\mathbf{G}^{(k+1)}) \end{aligned} \quad (12)$$

Note that the neural network \mathcal{N}_θ is pre-trained according to the following loss function

$$l(\theta) = \sum_{i=1}^p \|\mathcal{N}_\theta(\mathbf{Y}_i; \theta) - \mathbf{X}_i\|_F^2 \quad (13)$$

where θ denotes the weights of the CNN prior and $\{\mathbf{X}_i, \mathbf{Y}_i\}$ represent p pairs of the training blocks of locally dependent signals and their corresponding noisy versions, as for

example pairs of ground-truth and their corresponding noisy hyperspectral image patches. After the training, a simple alternative is to *plug* the learned CNN into the proposed iterative strategy defined in (12) and then execute it until convergence is reached. Although, this plug-and-play approach provides empirically sufficient results, the procedure can be considered piecemeal and sub-optimal, since, in this case, the CNN module is being learnt independently from the forward model (i.e., the dictionary \mathbf{D}) associated with the proposed sparse coding problem.

A. Deep Unrolling full sparse coding method (DU-full-sc)

Considering the limitations of the plug-and-play methodology, in this section a deep unrolling approach is proposed to efficiently tackle these issues by utilizing a form of training called *end-to-end*. In more details, instead of learning the CNN prior \mathcal{N}_θ offline, we unroll a small number of iterations, say K , of HQS scheme (12) and we treat them as a deep learning network, where each iteration is considered a unique layer of the proposed model. Thus, a K -layer deep learning architecture is formed, where its depth and parameters are highly interpretable due to the fact that the modeling of the network is based on the physical process underlying the examined problem. Figure (2) illustrates the architecture of a K -layer deep unrolling network.

By denoting that $\mathbf{G}^{(K)}$ is the output of the proposed approach, an end-to-end training is performed seeking to minimize some loss function with respect to CNN weights θ . To this end, the following one is employed as loss function,

$$l(\theta) = \sum_{i=1}^n \left\| \mathbf{D}\mathbf{G}_i^{(K)} - \mathbf{X}_i \right\|_F^2. \quad (14)$$

where \mathbf{X}_i corresponds to the i^{th} target block of locally dependent signals (e.g., hyperspectral image patch). Note that the CNN prior \mathcal{N}_θ is learnt based on the quality of the estimate $\hat{\mathbf{X}} = \mathbf{D}\mathbf{G}^{(K)}$, which strongly depends on the dictionary. Above, it is assumed that all CNN priors $\mathcal{N}_\theta(\cdot)$ of each layer (iteration) have identical weights θ (weight tying practice), thus reducing the learnable parameters and simplifying the architecture. Another noteworthy merit of the deep unrolling approach is that the penalty parameters λ, μ and b introduced in relation (8) can be treated also as network parameters to be learned via the end-to-end training scheme. It should be highlighted that an accurate estimate of $\hat{\mathbf{X}}$ implies that the corresponding sparse coding matrix $\mathbf{G}^{(K)}$ is enforced to capture the inherent structure (local dependencies) of the data.

We should highlight that the number of layers in our deep unrolling approach must be kept relatively small (K ranges from 5 to 15). This is attributed to the fact that training the deep unrolling network with many layers requires high GPU memory resources, since the calculation of the back-propagation scales with the number of layers (unrolled iterations) [30]. In view of this, in the following section a novel deep equilibrium model is proposed corresponding to an efficient network with infinite number of layers, without demanding high computational resources as the deep unrolling method.

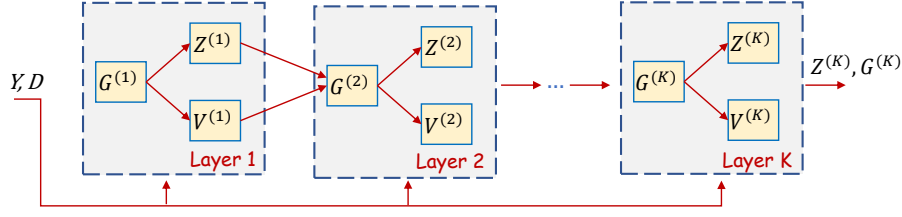


Fig. 2. An illustration of our proposed DU-full-sc (Section IV-A) model for solving the sparse coding problem in (6). Our deep unrolling architecture consists of K layers. Each layer corresponds to a consecutive iteration of the proposed HQS scheme (12). Given the dictionary D and a noisy block of signals Y (e.g., noisy hyperspectral image patch), the proposed method aims to generate accurately the denoised version of the block $Z^{(K)}$, along with a suitable sparse coding matrix $G^{(K)}$ that captures the underlying structure of the data.

B. Deep equilibrium full sparse coding (DEQ-full-sc) method

Assuming that all instances of the CNN prior \mathcal{N}_θ have identical weights θ at each layer of the proposed deep unrolling method, it can be easily observed that the same layer is repeated K times. In other words, the same transformation or iteration map, say f_θ is applied to the noisy input Y in order to obtain an accurate denoised estimate \hat{X} of the input and thus an accurate sparse coding matrix G capturing the underlying structure of the noisy data.

In light of this, utilizing the deep equilibrium modeling an implicit infinite-depth network (infinite number of iterations) can be efficiently developed. Thus, the goal is to develop a suitable iteration map $f_\theta(\cdot, y)$ based on the equations in (12). In particular, by substituting the update of $Z^{(k+1)}$ and $V^{(k+1)}$ directly into the update rule of $G^{(k+1)}$, a single and more concrete update expression is derived

$$G^{(k+1)} = \left(D^T D + b D^T D + I \right)^{-1} \left(D^T Y + b \text{soft}(G^{(k)}, \mu/b) + b D^T \mathcal{N}_\theta(DG^{(k)}) \right). \quad (15)$$

Note that the update of $G^{(k+1)}$ depends **only** on the previous iterate $G^{(k)}$, thus formulating a fixed point iteration on the sparse coding matrix G . Hence, the iteration map $f_\theta(\cdot, Y)$ of relation (15) can be written as,

$$G^{(k+1)} = f_\theta(G^{(k)}, Y) \quad (16)$$

Based on (16), the estimate of the target block of locally dependent signals X , denoted as \hat{X}^* derives from

$$\hat{X}^* = DG^*, \quad (17)$$

where G^* is the fixed point of the iteration map $f_\theta(\cdot, Y)$. Figure (3) provides an illustration of the designed iteration map f_θ .

Having effectively designed the iteration map $f_\theta(\cdot, Y)$, the following challenging procedures emerge. **First**, given a noisy block of signals Y and the weights θ of the CNN prior, a fixed point is required to be computed during the *forward pass*. **Second**, given pairs of ground-truth blocks of signals exhibiting dependencies along and across the block and their corresponding noisy versions $\{X_i, Y_i\}_{i=1}^p$, the parameters of the network need to be efficiently obtained during the *training process*. Without loss of generality, to simplify the notations and calculations below a single pair of training examples, namely X, Y is considered. Additionally, we use

the vectorized versions of the matrices Y, X, G denoted as y, x, g , respectively.

1) *Forward pass - Calculating fixed points*: The "forward" pass during training and inference (testing) in the proposed DEQ model requires computing the fixed point

$$g^* = f_\theta(g^*, y) \quad (18)$$

for the iteration map $f_\theta(\cdot, y)$ defined in relation (16). A simple strategy to estimate this point is to employ fixed point iterations, i.e., iterating the following recursive scheme

$$g^{(k+1)} = f_\theta(g^{(k)}, y) \quad (19)$$

However, this approach may be a time-demanding procedure. To this end, the Anderson acceleration strategy [51] is employed in order to efficiently accelerate the process of the fixed-point iterations. In particular, instead of using only the previous iterate (i.e., $g^{(k)}$) to compute the next proper point to move, the Anderson acceleration procedure utilizes the m previous iterates formulating the following update rule

$$g^{(k+1)} = (1-\beta) \sum_{i=0}^{m-1} \alpha_i g^{(k-i)} + \beta \sum_{i=0}^{m-1} \alpha_i f_\theta(g^{(k-i)}, y), \quad (20)$$

for $\beta > 0$. The vector $\alpha \in \mathbb{R}^m$ derives from solving the following optimization problem

$$\arg \min_{\alpha} \|U\alpha\|_2^2, \quad s.t. \quad 1^T \alpha = 1 \quad (21)$$

where $U = [f_\theta(g^k, y) - g^{(k)}, \dots, f_\theta(g^{k-m+1}, y) - g^{(k-m+1)}]$ is a matrix containing the m past residuals. Note that, when m is kept small (e.g., $m=5$) the computational complexity of optimization problem (21) is significantly reduced.

2) *Backward pass - Calculating the Gradient*: In this section, the implicit backpropagation employed during the training process to obtain the optimal weights θ of the proposed DEQ model is briefly explained. Based on the findings in [31], [52], the goal is to efficiently train the network without requiring to backpropagate through a large number of fixed point iterations.

Let $g^* = f_\theta(g^*, y)$ be the fixed point derived from the forward pass and y the noisy block of signals such as a hyperspectral image patch corresponding to the original (noisy-free) patch, denoted as x . Let $l(\cdot)$ be a loss function such as the mean-squared error (MSE) loss that computes

$$l(\theta) = \frac{1}{2} \|Dg^* - x\|_2^2 \quad (22)$$

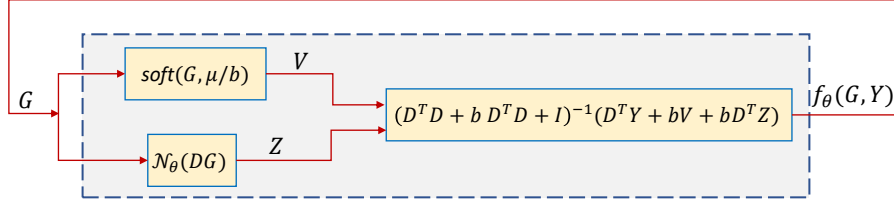


Fig. 3. An illustration of the proposed DEQ-full-sc (Section IV-B) model for sparse coding. The iteration map $f_\theta(\cdot)$ is designed based on the HQS solver in (15). Given the dictionary D and a noisy block of locally dependent signals Y exhibiting dependencies along and across the block, the proposed method computes the sparse coding matrix G , which is the fixed point of the iteration map $f_\theta(\cdot, Y)$.

The loss gradient with respect to the network parameters θ is given by

$$\frac{\partial l}{\partial \theta} = \frac{\partial g^{*T}}{\partial \theta} \frac{\partial l}{\partial g^*} = \left(\frac{\partial g^{*T}}{\partial \theta} \right) (D^T (Dg^* - x)), \quad (23)$$

where the first factor is the Jacobian of g^* w.r.t. θ and the second factor is the gradient of loss function. However, in order to compute the first factor, we need to backpropagate through a large number of fixed point iterations. Thus, to effectively avoid this highly demanding task, we employ the following procedure to calculate the Jacobian of g^* w.r.t. θ .

By implicitly differentiating both sides of the fixed point equation (18), and solving for $\frac{\partial g^*}{\partial \theta}$, an explicit expression for the Jacobian is derived

$$\frac{\partial g^*}{\partial \theta} = \left(I - \frac{f_\theta(g^*, y)}{\partial g^*} \right)^{-1} \frac{f_\theta(g^*, y)}{\partial \theta} \quad (24)$$

Using equation (24), relation (23) is reformulated as follows

$$\frac{\partial l}{\partial \theta} = \frac{f_\theta(g^*, y)^T}{\partial \theta} \left(I - \frac{f_\theta(g^*, y)}{\partial g^*} \right)^{-T} D^T (Dg^* - x). \quad (25)$$

In view of this, instead of backpropagating through a large number of fixed point iterations to compute the loss gradient in relation (23), we need to calculate only a memory- and computationally-efficient Jacobian-vector product, as shown in equation (25). Based on [52], we define the following vector in order to compute this Jacobian-vector product

$$\begin{aligned} \gamma &= \left(I - \frac{f_\theta(z^*, y)}{\partial g^*} \right)^{-T} D^T (Dg^* - x) \Rightarrow \\ \gamma &= \left(\frac{f_\theta(g^*, y)}{\partial g^*} \right)^T \gamma + D^T (Dg^* - x). \end{aligned} \quad (26)$$

Expression (26) is also a fixed point equation. Thus, solving this fixed point equation and computing the fixed point γ^* , the gradient in (25) can be written as

$$\frac{\partial l}{\partial \theta} = \frac{f_\theta(g^*, y)^T}{\partial \theta} \gamma^*. \quad (27)$$

Thus, given a fixed point g^* of an iteration map $f_\theta(g^*, y)$, the gradient computation procedure is summarized as follows:

- 1) Compute the quantity $D^T (Dg^* - x)$.
- 2) Compute the fixed point γ^* , of equation (26).
- 3) Compute the gradient of the loss function via relation (27).

A great benefit from the above analysis is that the Jacobian-vector product in (26) can be efficiently computed by conventional automatic differentiation tools.

V. DEEP FAST ARCHITECTURES FOR SPARSE CODING

The scheme proposed in the previous section successfully captures the dependencies that exist in each block of data, and performs regularized sparse coding at the cost of increased computational complexity. We note that the main reason for this complexity is due to the requirement for a sparse matrix G , which is promoted via the use of the l_1 norm term that is present in the cost function. However, the assumed local dependency property, suggests that the signal vectors in a block Y may have some sort of similarity, as the signals in Figure 1. Motivated by this reasoning, in this section we explore a more specific notion of dependency, that suggests that the signal vectors in a block can be represented using the same set of atoms from the dictionary. By adopting such a model, it is possible to drastically reduce the computational complexity of the scheme, since only one set of atoms, i.e., support set, must be determined. In the following we adopt a two step approach, where in the first step a proper support set S is determined for the whole block of signals Y , and in the second step, an optimization problem is solved for the computation of the coefficients of the sparse coding matrix, given the support set determined.

At the first step of the proposed approach, the set of atoms that will be used for the representation of the whole block of signals $Y \in \mathbb{R}^{d \times N}$ must be determined. For this task, we propose to first compute the average/centroid signal of the block

$$y_c = \frac{1}{N} \sum_{i=1}^N y_i \quad y_i \in \mathbb{R}^d, \quad (28)$$

and then employ some sparse coding algorithm (e.g., the OMP, the LASSO) to sparsely encode the vector y_c using the given dictionary. The required support S is finally given as the set of atoms used in the representation of the vector y_c .

Having identified a proper support set S , it is possible to formulate an optimization problem that is significantly less computationally intensive as compared to the problem in (6), for the computation of the entries of the sparse coding matrix. In particular, we consider the problem

$$\arg \min_{G_S} \|Y - D_S G_S\|_F^2 + \lambda \mathcal{R}_\theta(D_S G_S), \quad (29)$$

where D_S is the matrix that results from the dictionary D after keeping only the columns/atoms indexed by the set S , and G_S is the corresponding matrix of representation weights. It should be noted that matrix G_S is not sparse, since it contains only the nonzero elements of the sparse coding matrix G .

To sum up, given a block of signals \mathbf{Y} , the following procedure is employed:

- 1) Compute the centroid signal y_c of the block \mathbf{Y} .
- 2) Determine the support set \mathcal{S} of the centroid signal y_c , using some sparse coding algorithm,
- 3) Based on the support of the centroid signal, compute the corresponding representation coefficients for all the signals in \mathbf{Y} by solving problem (29).

The details of efficiently solving problem (29) are provided in the following sub-section.

A. Optimization via HQS

To efficiently solve the proposed optimization problem in (29), the HQS methodology is employed again, hence reformulating the considered problem into the following constrained optimization form,

$$\begin{aligned} \arg \min_{\mathbf{G}_S} \quad & \frac{1}{2} \|\mathbf{Y} - \mathbf{D}_S \mathbf{G}_S\|_F^2 + \lambda \mathcal{R}(\mathbf{Z}) \\ \text{s.t.} \quad & \mathbf{Z} - \mathbf{D}_S \mathbf{G}_S = \mathbf{0}. \end{aligned} \quad (30)$$

The corresponding augmented Lagrangian function is given by

$$\begin{aligned} \mathcal{L}(\mathbf{G}_S, \mathbf{Z}) = & \frac{1}{2} \|\mathbf{Y} - \mathbf{D}_S \mathbf{G}_S\|_F^2 + \lambda \mathcal{R}(\mathbf{Z}) \\ & + \frac{b}{2} \|\mathbf{Z} - \mathbf{D}_S \mathbf{G}_S\|_F^2, \end{aligned} \quad (31)$$

where $b > 0$ denotes a penalty parameter.

Similarly with the proposed methods in section IV, we derive the following update rules

$$\begin{aligned} \mathbf{G}_S^{(k+1)} &= (\mathbf{D}_S^T \mathbf{D}_S + b \mathbf{D}_S^T \mathbf{D}_S)^{-1} \\ & \quad (\mathbf{D}_S^T \mathbf{Y} + b \mathbf{D}_S^T \mathbf{Z}^{(k)}) \\ \mathbf{Z}^{(k+1)} &= \text{prox}_{\frac{1}{b} \mathcal{R}}(\mathbf{D}_S \mathbf{G}_S^{(k+1)}) = \mathcal{N}_\theta(\mathbf{D}_S \mathbf{G}_S^{(k+1)}) \end{aligned} \quad (32)$$

Again the proximal operator $\text{prox}_{\frac{1}{b} \mathcal{R}}(\cdot)$ is replaced with a CNN $\mathcal{N}_\theta(\cdot)$ whose weights, denoted as θ , can be learned from training data.

B. Deep Unrolling fast sparse coding (DU-fast-sc) method

Similar to the Deep Unrolling method developed in Section IV-A, a small number of iterations (K) of the HQS scheme in (32) can be unrolled, thus forming a K -layer deep learning model. After that, the learnable parameters of the proposed architecture, namely the CNN denoiser $\mathcal{N}_\theta(\cdot)$ and the penalty parameters λ and b , can be learnt via end-to-end training. Given pairs of noisy/corrupted and corresponding ground-truth blocks of signals $\{\mathbf{Y}_i, \mathbf{X}_i\}$, we seek to minimize the following loss function,

$$l(\theta) = \sum_{i=1}^n \left\| \mathbf{D}_{S_i} \mathbf{G}_{S_i}^{(K)} - \mathbf{X}_i \right\|_F^2, \quad (33)$$

where \mathbf{D}_{S_i} corresponds to the selected atoms derived from the centroid signal of the i^{th} noisy block \mathbf{Y}_i and $\mathbf{G}_{S_i}^{(K)}$ is the output of our deep unrolling method. Note that alternatively we can use directly the $\mathbf{Z}_i^{(K)}$ as an accurate estimate of the target block \mathbf{X}_i . Figure (4) provides an illustration of the proposed deep unrolling method.

C. Deep equilibrium fast sparse coding (DEQ-fast-sc) method

Following the methodology in Section IV-B, our goal is to design again an efficient iteration map $f_\theta(\cdot, \mathbf{Y})$ utilizing the equations in (32). To simplify further the update rules, we substitute the expression for $\mathbf{Z}^{(k+1)}$ into the expression for $\mathbf{G}^{(k+1)}$, thus obtaining the following update rule

$$\begin{aligned} \mathbf{G}_S^{(k+1)} &= (\mathbf{D}_S^T \mathbf{D}_S + b \mathbf{D}_S^T \mathbf{D}_S)^{-1} \\ & \quad (\mathbf{D}_S^T \mathbf{Y} + b \mathbf{D}_S^T \mathcal{N}_\theta(\mathbf{D}_S \mathbf{G}_S^{(k)})) \end{aligned} \quad (34)$$

Thus, equation (34) can be considered as a fixed point iteration of the variable \mathbf{G}_S , where the iteration map satisfies the following recursive scheme

$$\mathbf{G}_S^{(k+1)} = f_\theta(\mathbf{G}_S^{(k)}, \mathbf{Y}) \quad (35)$$

The corresponding estimate of the target block of locally dependent signals \mathbf{X} , denoted as \mathbf{Z}^* is given by

$$\mathbf{Z}^* = \mathbf{D}_S \mathbf{G}_S^*, \quad (36)$$

where \mathbf{G}^* is the fixed point of the iteration map $f_\theta(\cdot, \mathbf{Y})$. Figure (5) provides an illustration of the proposed DEQ approach. Details concerning the calculation of fixed points and the training procedure are given in the previous Sections IV-B1 and IV-B2, accordingly.

VI. EXPERIMENTAL PART

In this section, extensive numerical experiments are presented, in the context of hyperspectral imaging, to validate the efficacy and applicability of the proposed sparse coding schemes. In more detail, the problem of hyperspectral image (HSI) denoising is considered, where the proposed deep unrolling (i.e., DU-full-sc and DU-fast-sc) and deep equilibrium models (DEQ-full-sc and DEQ-fast-sc) are compared against various sparse coding algorithms and state-of-the-art HSI denoising approaches. Our principal goals are to highlight that the proposed sparse coding approaches:

- Perform remarkably better than classical sparse coding based algorithms.
- Exhibit superior performance compared to state-of-the-art deep learning based techniques.

A. Dataset

To underscore the merits of the proposed models, we used a publicly available hyperspectral image dataset, pertaining to a variety of natural scenes. In more detail, hyperspectral images from the iCVL dataset [50] were employed to train and validate our models. From this dataset, 70 hyperspectral images were employed to generate the training set, whereas another 50 images were used to generate the testing set. The examined hyperspectral images constitute $1300 \times 1300 \times 31$ dimensional cubes, where the last dimension $d = 31$ corresponds to the spectral dimension (i.e., 31 spectral bands in the 400 – 700 nm spectrum).

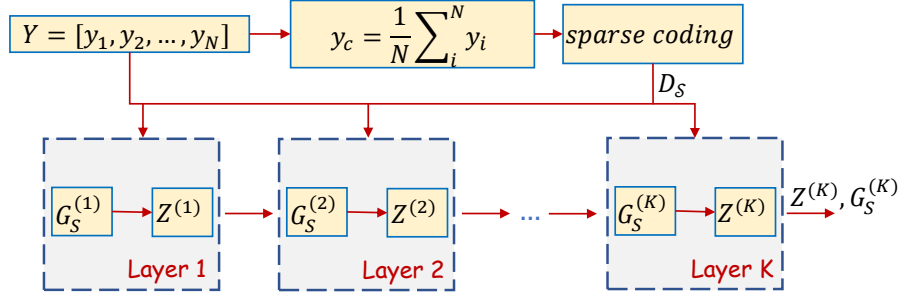


Fig. 4. An illustration of the proposed DU-fast-sc (Section V-B) for solving the sparse coding problem, for one block \mathbf{Y} . The proposed architecture consists of two main stages. First, based on the centroid signal of the block \mathbf{Y} the most suitable atoms from the dictionary, denoted as \mathbf{D}_S are selected to represent the signals in \mathbf{Y} . After that, the proposed Deep Unrolling method is deployed in order to accurately compute the corresponding representation coefficients \mathbf{G}_S for each signal in the block \mathbf{Y} .

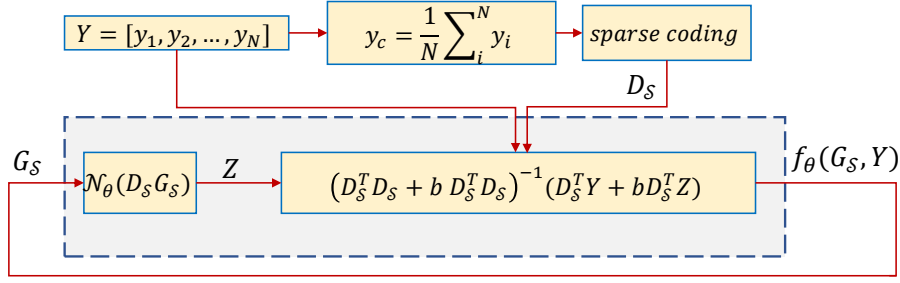


Fig. 5. An illustration of the proposed DEQ-fast-sc approach (Section V-C) for solving the sparse coding problem, for one block \mathbf{Y} . The proposed architecture consists of two main stages. First, based on the centroid signal of the block \mathbf{Y} the most suitable atoms from the dictionary, denoted as \mathbf{D}_S are selected to represent the signals in \mathbf{Y} . After that, the proposed Deep Equilibrium method is deployed in order to accurately compute the corresponding representation coefficients \mathbf{G}_S for each signal in the block \mathbf{Y} . The output matrix \mathbf{G}_S is the fixed point of the iteration map $f_\theta(\cdot, \mathbf{Y})$ defined in (34).

B. Implementation Details

1) *Block processing*: The training as well as the testing datasets used in our experiments contain *blocks(patch)* collected by the hyperspectral images. Each such block(patch) has a size of $n \times n \times d$. The parameter n , that defines the spatial size of each block(patch), plays an important role in the accuracy as well as in the computational complexity of the proposed approaches. In order to obtain a proper value for the parameter n , several experiments with different values for n and noise levels were conducted. Figure 6 presents the resulting hyperspectral image denoising performance, in terms of the Peak Signal to Noise Ratio (PSNR), for various values of the parameter n . As it can be seen from these results, the value $n = 60$ gave the best performance, for the considered dataset. Thus, for the rest of our experiments the block(patch) size was set equal to $60 \times 60 \times 31$, allowing the proposed methods to exhibit remarkably low computational complexity (and associated runtimes), as can be seen from Table III

2) *Training and Testing setting*: During the **training phase**, the hyperspectral images are corrupted by i.i.d. Gaussian noise corresponding to three different noise levels of $\sigma = 30, 50, 70$. After that we split both ground-truth and noisy images into non-overlapping patches(blocks) as described above and then we randomly sample pairs of hyperspectral patches (i.e., blocks of signals, which exhibit dependencies along and across the block) and their corresponding noisy versions, denoted as $\{X_i, Y_i\}_{i=1}^P$.

During the **testing phase**, the following procedure was employed. Initially, the image was corrupted with a specified

level of Gaussian noise, and then it was processed into $n \times n \times d$ non-overlapping patches. For each noisy patch (block), say \mathbf{Y} the corresponding sparse representation matrix was computed using the proposed schemes. To validate the accuracy of the sparse coding models we compared the reconstructed hyperspectral image with the corresponding original image in terms of the Peak Signal to Noise Ratio (PSNR), the Structural Similarity Index (SSIM) [53] metrics and the Spectral Angle Mapper (SAM) [54].

3) *CNN architecture*: In our proposed models, a relatively small CNN module $\mathcal{N}_\theta(\cdot)$ was employed with 4 layers. In more detail, each convolutional layer comprised of 64 filters with size 3×3 followed by a non-linear activation function ReLU. Following the remarks of [26] the spectral normalization [55] was imposed to all layers, thus guaranteeing that each layer has Lipschitz constant (no more than) 1. The Regularizing Lipschitz continuity was employed not only during the pre-training of the CNN network but also during the training phase of proposed sparse coding models, hence providing training stabilization and improved performance.

4) *Dictionary*: The analysis that has been conducted assumes that the dictionary $\mathbf{D} \in \mathbb{R}^{d \times M}$ ($d = 31$) is known. Thus, in all experiments a fixed dictionary was employed that had been learnt using the KSVD algorithm [1] over a collection of clean hyperspectral images different from the images considered during the testing phase. The dictionary considered in our experiments contained $M = 512$ atoms.

5) *Hyperparameters setting*: Based on the training dataset, the CNN module $\mathcal{N}_\theta(\cdot)$ was pre-trained utilizing the ADAM

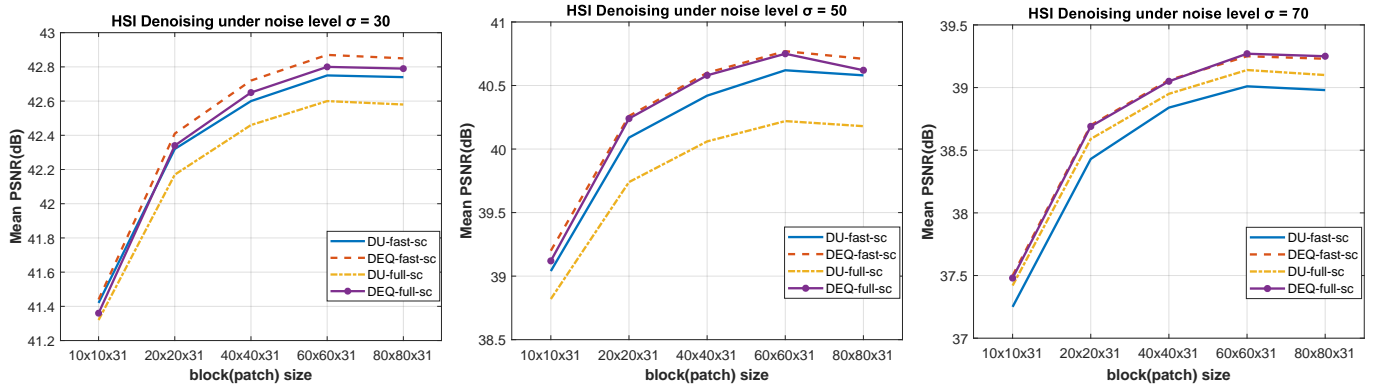


Fig. 6. Influence of the block(patch) size ($n \times n \times 31$) on the reconstruction accuracy of the proposed models. Note that the 31 corresponds to the number of spectral bands of the hyperspectral images.

optimizer. In particular, the number of epochs was set to 150, the learning rate was set to $1e - 03$ and the batch size was 16. After that the pre-trained \mathcal{N}_θ module was used for the end-to-end training procedure of the proposed models.

Regarding the deep unrolling methods described in Section IV-A and V-B (i.e., DU-full-sc and DU-fast-sc) the number of unrolling iterations (or the number of the layers) was set to $K = 10$. To proceed further, concerning the deep equilibrium methods defined in Section IV-B and V-C (i.e., DEQ-full-sc and DEQ-fast-sc) the Anderson acceleration procedure [51] was deployed during the training phase for the forward and backward pass fixed-point iterations. Specifically, the number of fixed-point iteration during the forward and backward pass was set to 20. Finally, during the end-to-end training phase of the deep unrolling and deep equilibrium models, the ADAM optimizer was deployed to update the network parameters. In this case, the number of epochs was set to 100, the learning rate was set to $1e - 04$ and the batch size to 16.

C. Denoising performance against various sparse coding algorithms

Table I summarizes the average quantitative results of our proposed methods, namely the DU-full-sc (Section IV-A), the DEQ-full-sc (Section IV-B), the DU-fast-sc (Section V-B) and the DEQ-fast-sc (Section V-C) in comparison with various well-established sparse coding algorithms. It is evident that the proposed approaches are markedly better than the other sparse coding methods under comparison. In particular, even for high level of noise, the proposed sparse coding algorithms are able to maintain high PSNR and SSIM values, while the SAM values remain remarkably low. Since the hyperspectral images are a great example of signals containing blocks with strong dependencies, the incorporation of a learnable regularizer (CNN module) and the transformation of the sparse coding optimization schemes into a meaningful and highly interpretable deep learning architectures enable the proposed methods to model effectively and accurately the underlying structure of the noisy signals, thus offering great denoising properties.

Focusing on the proposed methods, the Deep Equilibrium-based models, namely the DEQ-full-sc and DEQ-fast-sc con-

sistently outperform the Deep Unrolling approaches (i.e., the DU-full-SC and the DU-fast-sc) in all cases. Furthermore, Figure 7 illustrates another great merit of the proposed Deep Equilibrium-based approaches. In more detail, the Deep Unrolling approaches, both the full and fast versions are optimized for a fixed number of iterations/layers during training, and hence increasing the number of iterations during inference deteriorates the reconstruction accuracy. On the other, the proposed deep equilibrium approaches are able to maintain or increase their performance for a wide range of iterations, providing a balance between the desired computational complexity and accuracy.

Among the Deep Equilibrium methods, the fast version (i.e., DEQ-fast-sc) provides slightly better reconstruction results compared to the full version, namely the DEQ-full-sc. This can be explained by considering that the examined noisy images consists of blocks with underlying strong similarities properties, thus the assumption made in Section V that the signals in each block can be described by the same support based on their corresponding average/centroid signal is valid. In other words, the average/centroid signals of the blocks are, in essence, a denoised average vector that represents all noisy signals in the blocks, thus enabling the fast method to estimate more accurate supports. However, there is no an obvious winner between the Deep Equilibrium methods, thus indicating that optimal choice may be problem- or setting-dependent.

D. Denoising performance compared to state-of-the-art

To fully demonstrate the merits of the proposed models, in this section we compare our methods with some classical/baselines approaches including dictionary learning (TDL [56]) and tensor-based (LLRT [57]) approaches and some recent state-of-the-art deep learning-based denoising competitors: QRU3D [58], MemNet [59] and HSID-CNN [60]. It should be noted that we have carefully replicated all the simulation parameters and have used the exact same dataset (training and testing images) as used in [58], for the case of Gaussian noise, thus ensuring a fair comparison with the results appearing in that study. Table II summarizes the main

TABLE I
PROPOSED METHODS VERSUS VARIOUS SPARSE CODING APPROACHES: RESULTS UNDER SEVERAL NOISE LEVELS ON ICVL DATASET.

Sigma	Metrics	Noisy	batch-OMP [13]	Lasso [16]	SunSaL-TV [7]	fast-TV [17]	DU-full-sc Section IV-A	DEQ-full-sc Section IV-B	DU-fast-sc Section V-B	DEQ-fast-sc Section V-C
30	PSNR	18.54	36.03	36.41	37.98	38.62	42.60	42.80	42.75	42.87
	SSIM	0.112	0.889	0.917	0.939	0.946	0.972	0.973	0.974	0.975
	SAM	0.807	0.146	0.113	0.089	0.082	0.045	0.042	0.042	0.041
50	PSNR	14.12	33.17	33.54	36.13	36.74	40.22	40.75	40.62	40.77
	SSIM	0.043	0.751	0.849	0.927	0.908	0.956	0.962	0.961	0.963
	SAM	0.993	0.232	0.098	0.101	0.093	0.054	0.047	0.050	0.048
70	PSNR	11.21	30.91	31.30	34.49	35.02	39.14	39.27	39.01	39.25
	SSIM	0.024	0.660	0.759	0.869	0.875	0.947	0.949	0.948	0.950
	SAM	1.102	0.280	0.130	0.126	0.118	0.056	0.054	0.056	0.055

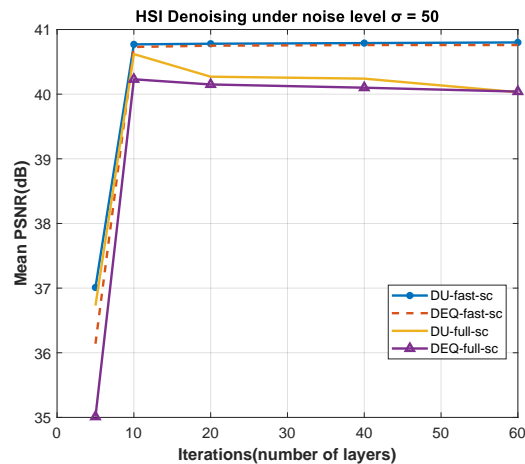


Fig. 7. Iterations vs PSNR of reconstructed images for the proposed deep unrolling (i.e., DU-full-sc, DU-fast-sc) and deep equilibrium (i.e., DEQ-full-sc, DEQ-fast-sc) models for the hyperspectral image denoising problem. The deep unrolled models were trained for $K = 10$ iterations, thus forming neural network structures with 10 layers. The deep unrolling approaches are optimized only for a fixed number of iterations/layers during training, and hence increasing the number of iteration during inference deteriorates the reconstruction accuracy. On the other, it is evident that the proposed deep equilibrium approaches are able to maintain or increase their performance for a wide range of iteration, providing a balance between the desired computational complexity and accuracy.

reconstruction accuracy comparison. As can be clearly seen from the above table, the proposed Deep Unrolling and Deep Equilibrium-based models exhibit better performance results as compared to the other approaches.

Figure 8 shades light on the above results by presenting the number of learnable parameters of the models, which are involved in this experiment. It is notable that our proposed methods not only achieve better performance but also require considerably less parameters compared to the two best performing deep learning-based approaches, i.e., QRU3D and MemNet. The above interesting remark can be justified taking into account that the proposed models have well-justified architecture derived from modeling of the underlying physical processes and utilizing prior domain knowledge of the examined problem, in the form of correlation structure and sparsity priors. Thus, the proposed methods enjoy both the modeling capacity of the deep-learning methods, and the

concise structure of the sparse representation theory.

E. Discussion and Future Work

Apart from the superior performance of the proposed models, their major difference/advantage over the other deep learning approaches e.g., QRU3D [58], MemNet [59] and HSI-DNN [60] is more fundamental. In more detail, the above mentioned techniques are designed to tackle a specific task that is the HSI denoising problem. On the other hand, it must be stressed that the proposed high performance denoiser is actually a useful and interesting by-product of a more general technique. Indeed, the primary goal of this work is to present a novel bridge between the sparse representation theory and the deep-learning models, providing an efficient methodology which preserves the generic modeling capacity of the classical sparse representation algorithms. This methodology could be applied to several problems which involve locally dependent signals as those appearing in hyperspectral imaging (e.g., unmixing, spatial and spectral super-resolution, hyperspectral deconvolution).

Furthermore, it should be highlighted that the proposed approaches can be extended to consider learnable regularizers other than the simple CNN model in relation (10c). In particular, any state-of-the-art HSI denoiser, such as QRU3D [58], can be employed. The resulting scheme is expected to exhibit good performance in a wide range of applications, other than denoising, such as in HSI image unmixing or in super-resolution approaches.

Another appealing direction, is to incorporate the dictionary matrix into the proposed sparse coding approaches and treat it as a learnable parameter, thus providing novel deep unrolling/equilibrium dictionary learning algorithms. However, this procedure entails some challenges and is left for future work.

VII. CONCLUSION

The problem of computing a sparse representation for datasets of locally dependent signals was considered. A regularized optimization approach was proposed, where the considered dependencies are captured using regularization terms which was properly learnt from the data. Deep equilibrium and deep unrolling based algorithms were developed for

TABLE II

PROPOSED METHODS VERSUS SEVERAL STATE-OF-THE-ART DENOISING METHODS: RESULTS UNDER SEVERAL NOISE LEVELS ON ICVL DATASET.

Sigma	Metrics	Noisy	TDL [56]	LLRT [57]	HSID-CNN [60]	MemNet [59]	QRU3D [58]	DU-full-sc Section IV-A	DEQ-full-sc Section IV-B	DU-fast-sc Section V-B	DEQ-fast-sc Section V-C
30	PSNR	18.54	40.58	41.99	38.70	41.45	42.28	42.60	42.80	42.75	42.87
	SSIM	0.112	0.957	0.967	0.949	0.972	0.973	0.972	0.973	0.974	0.975
	SAM	0.807	0.062	0.056	0.103	0.065	0.061	0.045	0.042	0.042	0.041
50	PSNR	14.12	38.01	38.99	36.17	39.76	40.23	40.22	40.75	40.62	40.77
	SSIM	0.043	0.932	0.945	0.919	0.960	0.961	0.956	0.962	0.961	0.963
	SAM	0.993	0.085	0.075	0.134	0.076	0.072	0.054	0.047	0.050	0.048
70	PSNR	11.21	36.36	37.36	34.31	38.37	38.57	39.14	39.27	39.01	39.25
	SSIM	0.024	0.909	0.930	0.886	0.946	0.945	0.947	0.949	0.948	0.950
	SAM	1.102	0.105	0.087	0.161	0.088	0.087	0.056	0.054	0.056	0.055

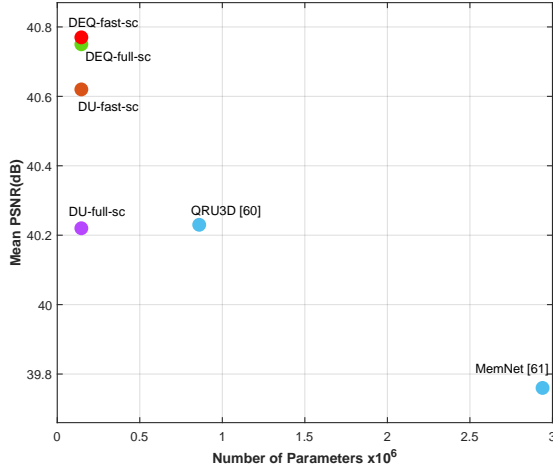


Fig. 8. Model complexities comparison of our proposed sparse coding schemes and two state-of-the-art networks.

TABLE III

AVERAGE RUNTIME (IN SECONDS) OF THE PROPOSED DEEP UNROLLING AND DEEP EQUILIBRIUM APPROACHES TO RECONSTRUCT A HYPERSPECTRAL IMAGE OF SIZE $1300 \times 1300 \times 31$.

Method	DU-full-sc Section IV-A	DEQ-full-sc Section IV-B	DU-fast-sc 2 Section V-B	DEQ-fast-sc Section V-C
time[sec]	13.12	25.03	4.70	7.45

the considered problem. Extensive simulation results, in the context of hyperspectral image denoising, were provided, that demonstrated some very promising results in comparison to various sparse coding algorithms and several recent state-of-the-art denoising models.

REFERENCES

- [1] M. Elad, "Sparse and redundant representations: From theory to applications in signal and image processing," *Sparse and Redundant Representations: From Theory to Applications in Signal and Image Processing*, pp. 1–376, 2010.
- [2] V. Pappas, Y. Romano, J. Sulam, and M. Elad, "Theoretical foundations of deep learning via sparse representations: A multilayer sparse model and its connection to convolutional neural networks," *IEEE Signal Processing Magazine*, vol. 35, no. 4, pp. 72–89, 2018.
- [3] M. Elad and M. Aharon, "Image denoising via sparse and redundant representations over learned dictionaries," *IEEE Transactions on Image Processing*, vol. 15, no. 12, pp. 3736–3745, dec 2006.
- [4] R. Giryes and M. Elad, "Sparsity based poisson inpainting," in *2014 IEEE International Conference on Image Processing (ICIP)*, 2014, pp. 2839–2843.
- [5] J. Yang, J. Wright, T. S. Huang, and Y. Ma, "Image super-resolution via sparse representation," *IEEE Transactions on Image Processing*, vol. 19, no. 11, pp. 2861–2873, nov 2010.
- [6] A. Gkillas, D. Ampeliotis, and K. Berberidis, "Efficient coupled dictionary learning and sparse coding for noisy piecewise-smooth signals: Application to hyperspectral imaging," in *IEEE International Conference on Image Processing (ICIP)*, Oct. 2020.
- [7] M. D. Iordache, J. M. Bioucas-Dias, and A. Plaza, "Total variation spatial regularization for sparse hyperspectral unmixing," *IEEE Transactions on Geoscience and Remote Sensing*, vol. 50, no. 11 PART1, pp. 4484–4502, 2012.
- [8] J. Yang, D. Chu, L. Zhang, Y. Xu, and J. Yang, "Sparse representation classifier steered discriminative projection with applications to face recognition," *IEEE Transactions on Neural Networks and Learning Systems*, vol. 24, no. 7, pp. 1023–1035, 2013.
- [9] N. Zhou, H. Jiang, L. Gong, and X. Xie, "Double-image compression and encryption algorithm based on co-sparse representation and random pixel exchanging," *Optics and Lasers in Engineering*, vol. 110, pp. 72–79, 2018. [Online]. Available: <https://www.sciencedirect.com/science/article/pii/S0143816618303099>
- [10] I. Tošić and P. Frossard, "Dictionary learning," *IEEE Signal Processing Magazine*, vol. 28, no. 2, pp. 27–38, 2011.
- [11] C. Bao, H. Ji, Y. Quan, and Z. Shen, "Dictionary Learning for Sparse Coding: Algorithms and Convergence Analysis," *IEEE Transactions on Pattern Analysis and Machine Intelligence*, vol. 38, no. 7, pp. 1356–1369, Jul. 2016.
- [12] Y. C. Pati, R. Rezaifar, and P. S. Krishnaprasad, "Orthogonal matching pursuit: recursive function approximation with applications to wavelet decomposition," in *Conference Record of the Asilomar Conference on Signals, Systems & Computers*, vol. 1. Publ by IEEE, 1993, pp. 40–44.
- [13] R. Rubinstein, M. Zibulevsky, and M. Elad, "Efficient Implementation of the K-SVD Algorithm Using Batch Orthogonal Matching Pursuit," *CS Technion*, vol. 40, 2008.
- [14] D. Needell and J. A. Tropp, "CoSaMP: Iterative signal recovery from incomplete and inaccurate samples," *Applied and Computational Harmonic Analysis*, vol. 26, no. 3, pp. 301–321, May 2009.
- [15] S. S. Chen, D. L. Donoho, and M. A. Saunders, "Atomic decomposition by basis pursuit," *SIAM Journal of Scientific Computing*, vol. 20, no. 1, pp. 33–61, Jan. 1998.
- [16] R. Tibshirani and R. Tibshirani, "Regression Shrinkage and Selection Via the Lasso," *JOURNAL OF THE ROYAL STATISTICAL SOCIETY, SERIES B*, vol. 58, pp. 267–288, 1994. [Online]. Available: <http://citeseer.ist.psu.edu/viewdoc/summary?doi=10.1.1.35.7574>
- [17] A. Gkillas, D. Ampeliotis, and K. Berberidis, "Fast sparse coding algorithms for piece-wise smooth signals," in *2020 28th European Signal Processing Conference (EUSIPCO)*, 2021, pp. 2040–2044.
- [18] J.-L. Wang, T.-Z. Huang, X.-L. Zhao, T.-X. Jiang, and M. K. Ng, "Multi-dimensional visual data completion via low-rank tensor representation under coupled transform," *IEEE Transactions on Image Processing*, vol. 30, pp. 3581–3596, 2021.
- [19] J. A. Bengua, H. N. Phien, H. D. Tuan, and M. N. Do, "Efficient tensor completion for color image and video recovery: Low-rank tensor train," *IEEE Transactions on Image Processing*, vol. 26, no. 5, pp. 2466–2479, 2017.

- [20] L. Sun, F. Wu, T. Zhan, W. Liu, J. Wang, and B. Jeon, "Weighted nonlocal low-rank tensor decomposition method for sparse unmixing of hyperspectral images," *IEEE Journal of Selected Topics in Applied Earth Observations and Remote Sensing*, vol. 13, pp. 1174–1188, 2020.
- [21] M. Hingee, H. Tkalčić, A. Fichtner, and M. Sambridge, "Seismic moment tensor inversion using a 3-D structural model: Applications for the Australian region," *Geophysical Journal International*, vol. 184, no. 2, pp. 949–964, feb 2011. [Online]. Available: <https://academic.oup.com/gji/article/184/2/949/594925>
- [22] M. Golbabaee, S. Arberet, and P. Vanderghenst, "Compressive source separation: Theory and methods for hyperspectral imaging," *IEEE Transactions on Image Processing*, vol. 22, no. 12, pp. 5096–5110, 2013.
- [23] B. Rasti, P. Scheunders, P. Ghamisi, G. Licciardi, and J. Chanussot, "Noise reduction in hyperspectral imagery: Overview and application," *Remote Sensing*, vol. 10, no. 3, Mar. 2018.
- [24] D. Gilton, G. Ongie, and R. Willett, "Learned patch-based regularization for inverse problems in imaging," in *2019 IEEE 8th International Workshop on Computational Advances in Multi-Sensor Adaptive Processing (CAMSAP)*, 2019, pp. 211–215.
- [25] K. Zhang, W. Zuo, S. Gu, and L. Zhang, "Learning deep cnn denoiser prior for image restoration," in *Proceedings of the IEEE Conference on Computer Vision and Pattern Recognition (CVPR)*, July 2017.
- [26] E. Ryu, J. Liu, S. Wang, X. Chen, Z. Wang, and W. Yin, "Plug-and-play methods provably converge with properly trained denoisers," in *Proceedings of the 36th International Conference on Machine Learning*, ser. Proceedings of Machine Learning Research, K. Chaudhuri and R. Salakhutdinov, Eds., vol. 97. PMLR, 09–15 Jun 2019, pp. 5546–5557. [Online]. Available: <https://proceedings.mlr.press/v97/ryu19a.html>
- [27] G. Ongie, A. Jalal, C. A. Metzler, R. G. Baraniuk, A. G. Dimakis, and R. Willett, "Deep learning techniques for inverse problems in imaging," *IEEE Journal on Selected Areas in Information Theory*, vol. 1, no. 1, pp. 39–56, 2020.
- [28] K. Zhang, W. Zuo, Y. Chen, D. Meng, and L. Zhang, "Beyond a gaussian denoiser: Residual learning of deep cnn for image denoising," *IEEE Transactions on Image Processing*, vol. 26, no. 7, pp. 3142–3155, 2017.
- [29] D. Geman and C. Yang, "Nonlinear image recovery with half-quadratic regularization," *IEEE Transactions on Image Processing*, vol. 4, no. 7, pp. 932–946, 1995.
- [30] V. Monga, Y. Li, and Y. C. Eldar, "Algorithm unrolling: Interpretable, efficient deep learning for signal and image processing," *IEEE Signal Processing Magazine*, vol. 38, no. 2, pp. 18–44, 2021.
- [31] S. Bai, J. Z. Kolter, and V. Koltun, "Deep Equilibrium Models," in *Advances in Neural Information Processing Systems*, H. Wallach, H. Larochelle, A. Beygelzimer, F. d'Alché-Buc, E. Fox, and R. Garnett, Eds., vol. 32. Curran Associates, Inc., 2019. [Online]. Available: <https://proceedings.neurips.cc/paper/2019/file/01386bd6d8e091c2ab4c7c7de644d37b-Paper.pdf>
- [32] D. Gilton, G. Ongie, and R. Willett, "Deep equilibrium architectures for inverse problems in imaging," *IEEE Transactions on Computational Imaging*, vol. 7, pp. 1123–1133, 2021.
- [33] M. Scetbon, M. Elad, and P. Milanfar, "Deep k-svd denoising," *IEEE Transactions on Image Processing*, vol. 30, pp. 5944–5955, 2021.
- [34] R. Khatib, D. Simon, and M. Elad, "Learned Greedy Method (LGM): A novel neural architecture for sparse coding and beyond," *Journal of Visual Communication and Image Representation*, vol. 77, p. 103095, may 2021.
- [35] K. Gregor and Y. LeCun, "Learning fast approximations of sparse coding," in *Proceedings of the 27th International Conference on Machine Learning*, ser. ICML'10. Madison, WI, USA: Omnipress, 2010, p. 399–406.
- [36] A. Chambolle, "An Algorithm for Total Variation Minimization and Applications," *Journal of Mathematical Imaging and Vision*, vol. 20, no. 1, pp. 89–97, 2004.
- [37] Y. Yang, J. Sun, H. Li, and Z. Xu, "Admm-csnet: A deep learning approach for image compressive sensing," *IEEE Transactions on Pattern Analysis and Machine Intelligence*, vol. 42, no. 3, pp. 521–538, 2020.
- [38] K. H. Jin, M. T. McCann, E. Froustey, and M. Unser, "Deep convolutional neural network for inverse problems in imaging," *IEEE Transactions on Image Processing*, vol. 26, no. 9, pp. 4509–4522, 2017.
- [39] Y. Yang, J. Sun, H. Li, and Z. Xu, "Deep ADMM-Net for Compressive Sensing MRI," in *Advances in Neural Information Processing Systems*, D. Lee, M. Sugiyama, U. Luxburg, I. Guyon, and R. Garnett, Eds., vol. 29. Curran Associates, Inc., 2016. [Online]. Available: <https://proceedings.neurips.cc/paper/2016/file/1679091c5a880faf6b5e6087eb1b2dc-Paper.pdf>
- [40] D. Wu, K. Kim, and Q. Li, "Computationally efficient deep neural network for computed tomography image reconstruction," *Medical physics*, vol. 46, no. 11, pp. 4763–4776, nov 2019. [Online]. Available: <https://pubmed.ncbi.nlm.nih.gov/31132144/>
- [41] I. Y. Chun, Z. Huang, H. Lim, and J. Fessler, "Momentum-net: Fast and convergent iterative neural network for inverse problems," *IEEE Transactions on Pattern Analysis and Machine Intelligence*, pp. 1–1, 2020.
- [42] D. Gilton, G. Ongie, and R. Willett, "Model adaptation for inverse problems in imaging," 2021.
- [43] Y. Li, M. Tofighi, J. Geng, V. Monga, and Y. C. Eldar, "Efficient and interpretable deep blind image deblurring via algorithm unrolling," *IEEE Transactions on Computational Imaging*, vol. 6, pp. 666–681, 2020.
- [44] Y. Yang, J. Sun, H. Li, and Z. Xu, "Admm-csnet: A deep learning approach for image compressive sensing," *IEEE Transactions on Pattern Analysis and Machine Intelligence*, vol. 42, no. 3, pp. 521–538, 2020.
- [45] M. J. Muckley, B. Riemenschneider, A. Radmanesh, S. Kim, G. Jeong, J. Ko, Y. Jun, H. Shin, D. Hwang, M. Mostapha, S. Arberet, D. Nickel, Z. Ramzi, P. Ciuciu, J.-L. Starck, J. Teuwen, D. Karkalousos, C. Zhang, A. Sriram, Z. Huang, N. Yakubova, Y. W. Lui, and F. Knoll, "Results of the 2020 fastmri challenge for machine learning mr image reconstruction," *IEEE Transactions on Medical Imaging*, vol. 40, no. 9, p. 2306–2317, Sep 2021. [Online]. Available: <http://dx.doi.org/10.1109/TMI.2021.3075856>
- [46] J. L. Ba, J. R. Kiros, and G. E. Hinton, "Layer normalization," 2016.
- [47] R. Dabre and A. Fujita, "Recurrent Stacking of Layers for Compact Neural Machine Translation Models," *Proceedings of the AAAI Conference on Artificial Intelligence*, vol. 33, no. 01, pp. 6292–6299, 2019. [Online]. Available: <https://ojs.aaai.org/index.php/AAAI/article/view/4590>
- [48] S. Bai, J. Z. Kolter, and V. Koltun, "Trellis networks for sequence modeling," in *International Conference on Learning Representations*, 2019. [Online]. Available: <https://openreview.net/forum?id=HyeVtoRqtQ>
- [49] R. Dabre and A. Fujita, "Recurrent Stacking of Layers for Compact Neural Machine Translation Models," *Proceedings of the AAAI Conference on Artificial Intelligence*, vol. 33, no. 01, pp. 6292–6299, jul 2019. [Online]. Available: <https://ojs.aaai.org/index.php/AAAI/article/view/4590>
- [50] B. Arad and O. Ben-Shahar, "Sparse recovery of hyperspectral signal from natural RGB images," in *European Conference on Computer Vision*, vol. 9911 LNCS. Springer, Cham, 2016, pp. 19–34.
- [51] H. F. Walker and P. Ni, "Anderson Acceleration for Fixed-Point Iterations," <http://dx.doi.org/10.1137/10078356X>, vol. 49, no. 4, pp. 1715–1735, aug 2011.
- [52] "Deep Implicit Layers - Neural ODEs, Deep Equilibrium Models, and Beyond." [Online]. Available: <http://implicit-layers-tutorial.org/>
- [53] Z. Wang, A. Bovik, H. Sheikh, and E. Simoncelli, "Image quality assessment: from error visibility to structural similarity," *IEEE Transactions on Image Processing*, vol. 13, no. 4, pp. 600–612, 2004.
- [54] F. A. Kruse, A. B. Lefkoff, J. W. Boardman, K. B. Heidebrecht, A. T. Shapiro, P. J. Barloon, and A. F. H. Goetz, "The spectral image processing system (SIPS)—interactive visualization and analysis of imaging spectrometer data," *Remote Sensing of Environment*, vol. 44, no. 2, pp. 145–163, 1993. [Online]. Available: <https://www.sciencedirect.com/science/article/pii/003442579390013N>
- [55] T. Miyato, T. Kataoka, M. Koyama, and Y. Yoshida, "Spectral normalization for generative adversarial networks," *CoRR*, vol. abs/1802.05957, 2018. [Online]. Available: <http://arxiv.org/abs/1802.05957>
- [56] Y. Peng, D. Meng, Z. Xu, C. Gao, Y. Yang, and B. Zhang, "Decomposable nonlocal tensor dictionary learning for multispectral image denoising," in *2014 IEEE Conference on Computer Vision and Pattern Recognition*, 2014, pp. 2949–2956.
- [57] Y. Chang, L. Yan, and S. Zhong, "Hyper-laplacian regularized unidirectional low-rank tensor recovery for multispectral image denoising," in *2017 IEEE Conference on Computer Vision and Pattern Recognition (CVPR)*, 2017, pp. 5901–5909.
- [58] K. Wei, Y. Fu, and H. Huang, "3-d quasi-recurrent neural network for hyperspectral image denoising," *IEEE Transactions on Neural Networks and Learning Systems*, vol. 32, no. 1, pp. 363–375, 2021.
- [59] Y. Tai, J. Yang, X. Liu, and C. Xu, "Memnet: A persistent memory network for image restoration," in *Proceedings of the IEEE International Conference on Computer Vision (ICCV)*, Oct 2017.
- [60] Q. Yuan, Q. Zhang, J. Li, H. Shen, and L. Zhang, "Hyperspectral image denoising employing a spatial-spectral deep residual convolutional neural network," *IEEE Transactions on Geoscience and Remote Sensing*, vol. 57, no. 2, pp. 1205–1218, 2019.